

# Demonstration and Evaluation of U.S. Postal Service Electric Carrier Route Vehicles

Quarterly Report, September 2001

AQMD CONTRACT #00192

Project Number: TC-00-0101

Report Number: TC-00-0101-TR05



**Electric Vehicle Technical Center**  
*An ISO 9001 Certified Facility*

*Prepared by:*

Michel Wehrey  
Juan C. Argueta  
Fabian Sanchez  
Julie M. Phung

## **DISCLAIMER OF WARRANTIES AND LIMITATION OF LIABILITIES**

This report was prepared by the Electric Transportation Division of Southern California Edison, a subsidiary of Edison International.

Neither the Electric Transportation Division of Southern California Edison, Southern California Edison, Edison International, nor any person working for or on behalf of any of them makes any warranty or representation, express or implied, (i) with respect to the use of any information, product, process or procedure discussed in this report, including merchantability and fitness for a particular purpose, or (ii) that such use does not infringe upon or interfere with rights of others, including another's intellectual property, or (iii) that this report is suitable to any particular user's circumstance.

Neither the Electric Transportation Division of Southern California Edison, Southern California Edison, Edison International, nor any person working on behalf of any of them assumes responsibility for any damages or other liability whatsoever resulting from your selection or use of this report or any information, product, process or procedure disclosed in this report.

This report was prepared as a result of work sponsored, paid for, in whole or in part, by the South Coast Air Quality Management AQMD (AQMD). The opinions, findings, conclusions, and recommendations are those of the author and do not necessarily represent the views of AQMD. AQMD, its officers, employees, contractors, and subcontractors make no warranty, expressed or implied, and assume no legal liability for the information in this report. AQMD has not approved or disapproved this report, nor has AQMD passed upon the accuracy or adequacy of the information contained herein.

## TABLE OF CONTENTS

---

I. INTRODUCTION.....	1
II. ACCELERATED RELIABILITY TEST RESULTS TO DATE .....	2
2.1 Vehicle Mileage and Energy Usage Since Inception.....	2
2.2 Operating Cost Analysis .....	3
2.3 Vehicle Range .....	7
2.4 Vehicle Incidents and Downtimes Since Inception .....	8
2.5 Vehicle Availability.....	9
2.6 Conclusions .....	10
APPENDIX A: DRIVER'S LOG SHEETS .....	11
APPENDIX B1: BILLING USAGE SUMMARY – AS BILLED .....	54
APPENDIX B2: BILLING USAGE SUMMARY – NO ON-PEAK ENERGY .....	55
APPENDIX C: POMONA LOOP MAP .....	56
APPENDIX D: RANGE TEST DATA SHEETS .....	57

---

## I. INTRODUCTION

---

In December 1998 the Delivery and Customer Services Equipment Engineering division of the United States Postal Service (USPS) issued Specification USPS-E-PURC for the procurement of six Pilot Model Electric Carrier Route Vehicles (ECRVs) “for examination and testing within the time frame specified by the Contraction Officer (CO), to prove that the production methods will produce methods will produce vehicles that meet the requirements specified herein”.

On December 22, 1999 the USPS announced that Ford Motor Company had been selected to build the first 500 EVs of the demonstration program.

In April 2000, the USPS and South Coast Air Quality Management District (AQMD) recognized Southern California Edison’s technical leadership position in the electric vehicle (EV) field and recommended that Baseline Performance and Accelerated Reliability Tests be performed at SCE’s Electric Vehicle Technical Center (EVTC) in Pomona, California, with oversight of the Department of Energy (DOE) Field Operations Program.

Under the terms of AQMD contract No. 00192, awarded on July 28, 2000, SCE was to perform the following tasks:

- Task 1 – Baseline Performance Test Procedures Evaluation and Modification
- Task 2 – Accelerated Reliability Test Procedures Evaluation and Modification
- Task 3 – Conduct Baseline Performance Tests on two ECRVs
- Task 4 – Conduct Accelerated Reliability Tests on two ECRVs

Tasks number 1 and 2 were completed on August 10, 2000 when revision 0 of the Baseline Performance and Accelerated Reliability test Procedures were issued and forwarded to the USPS.

Tasks number 3 and 4 started in late August when SCE received USPS approval to operate the four vehicles delivered to the EVTC on July 5, 2000.

Task 3 was completed on November 15, 2000 and vehicle Nos. 1240003 and 1240004 were returned to Ford Motor Co.

This quarterly report presents the progress to date on Task 4, the Reliability Tests, as of September 17, 2001.

## II. ACCELERATED RELIABILITY TEST RESULTS TO DATE

### 2.1 Vehicle Mileage and Energy Usage Since Inception

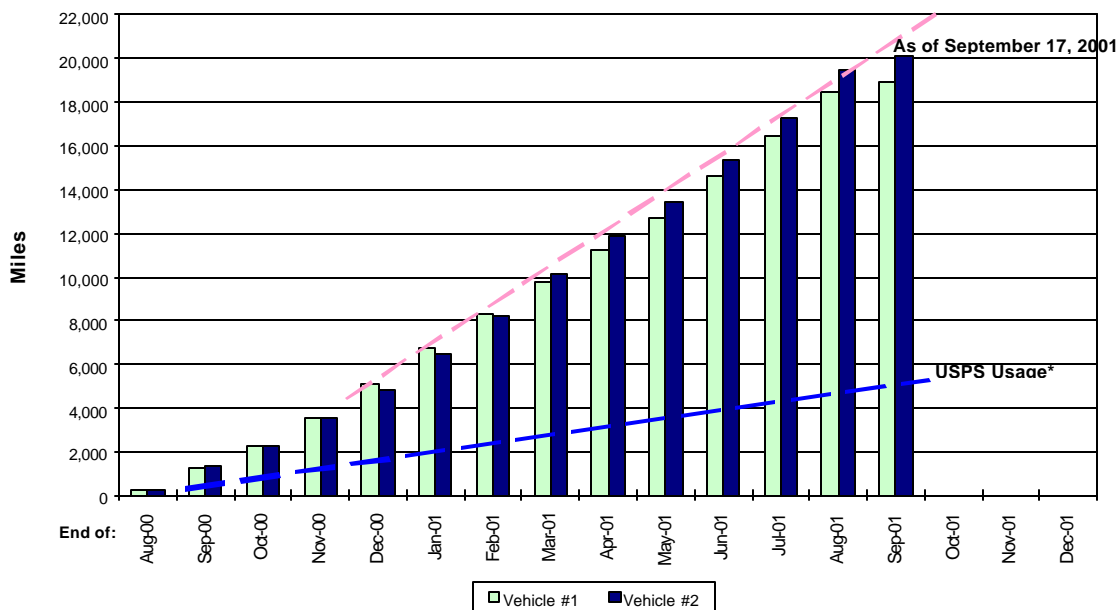
Postal vehicles 1240001 and 1240002 (also referred to as Vehicles #1 and #2) have been on an accelerated mileage regimen in which they are expected to achieve over 20,000 miles in a one-year period. During testing, all mileage, ambient temperature and energy usage is collected for each drive on log sheets (Appendix A, page 8). Energy is also recorded by a kilowatt-hour measuring device, which is downloaded periodically. Table 2.1-1, below, summarizes the cumulative mileage and energy usage recorded at the end of the third quarter 2001.

**Table 2.1-1 – Vehicle Mileage and Energy Usage – As of September 17, 2001**

	ECRV #1	ECRV #2
Start Odometer	153	143
Current Odometer	19,115	20,219
Total Miles Driven	18,962	20,076
Total ACkWh Used	11,727*	12,555
AC kWh/mile	0.62	0.62

\*Extrapolated due to two weeks of data missing during the 2<sup>nd</sup> quarter 2001 and one month during the 3<sup>rd</sup> quarter 2001 (ABB meter calibration).

Please refer to Figure 2.1-1. It shows the growth of recorded miles since the beginning of the tests.



\*15 miles/day x 6 days/week x 52 weeks/year = 4,680 miles/year

**Figure 2.1-1 Cumulative Distance Driven by Vehicles No. 1 and No. 2**

---

## 2.2 Operating Cost Analysis

To get “real world” electricity usage (miles per kWhr) and cost (cents per mile) data, the odometers of all the ECRVs at the Fountain Valley USPS facilities were read on June 1, 2001, before the vehicles were leaving for their daily route (Figure 2.2-1). The odometers were read again on July 2, 2001 (Table 2.2-1) and the ABB (recording) kWhr meter, which serves all the charging stations, was downloaded (Figure 2.2-2 and Table 2.2-2).

As shown on Table 2.2-1, the 28 ECRVs logged 8,653 miles during the month. Table 2.2-2 indicates that 9,446.40 kWh were used during the period. These two numbers yield an average of 1.09 kWh/mile energy efficiency. The “fuel cost”, based on the “Billing Usage Summary” shown in Appendix B1, is  $1.09 \text{ kWh/mile} \times \$0.2235/\text{kWh} = \$0.244/\text{mile}$ .

However, it should be noted in Appendix B1 that a significant amount of electricity was used to charge the ECRVs during the On-Peak (Time of the Day) periods (1,045 kWh). **The USPS should avoid this situation.** If all vehicle charging had been done Off-Peak, the total monthly bill (Appendix B2) would have been \$1,565.25 ( $\$0.1719/\text{kWh}$ ). The fuel cost would have been  $1.09 \text{ kWh/mile} \times \$0.1719/\text{kWh} = \$0.187/\text{mile}$ . The total energy usage of Appendices B1 and B2 (9,107 kWh) do not match the total shown in Table 2.2-2 (9,446.4 kWh) because the “As Billed” Service Period was 06/04/01 to 07/03/01 and the “Logged Period” (Table 2.2-1 and 2.2-2) was 05/01/01 to 06/01/01.

It is also interesting to note (Table 2.1-1) that under a “harder” driving schedule the ECRVs are more efficient (0.62 kWh/mile). In this instance the fuel cost would have been (assuming no on-peak energy usage):  **$0.62 \text{ kWh/mile} \times \$0.1719/\text{kWh} = \$0.106/\text{mile}$** .

To document individual ECRV charging patterns and energy use, a portable ABB meter was installed at a randomly selected charging station. The meter documents the start time, end time, and profile of the charging energy demand. Figure 2.2-3 shows some level of charging during the week ends and partially explains the less than optimal energy efficiency of the vehicles.

**Table 2.2-1 Fountain Valley ECRV Mileage**

<b>Vehicle #</b>	<b>Mileage as of June 1st</b>	<b>Mileage as of July 1st</b>	<b>Miles During Month</b>
1240028	1090	1350	260
1240023	996	1252	256
1240027	1261	1557	296
1240024	1226	1541	315
1240019	1173	1441	268
1240033	515	804	289
1240034	943	1293	350
1240029	1195	1535	340
1240020	969	1285	316
1240016	827	1221	394
1240018	1132	1395	263
1240017	1658	2072	414
1240031	630	852	222
1240015	1044	1332	288
1240009	1107	1483	376
1240013	1192	1478	286
1240012	1486	1842	356
1240011	1525	1861	336
1240010	837	1223	386
1240032	921	1307	386
1240008	991	1267	276
1240007	1127	1379	252
1240021	977	1196	219
1240026	966	1263	297
1240022	1062	1261	199
1240025	1266	1609	343
1240014	1215	1528	313
1240030	959	1316	357
<b>FLEET TOTALS</b>	<b>30290</b>	<b>38943</b>	<b>8653</b>



**Figure 2.2-1 ECRVs on Charge at Fountain Valley**



**Figure 2.2-2 ABB Meter**

---

**Table 2.2-2 ABB Meter Data - Meter No. P0826W000121**

<b>Date</b>	<b>kWh</b>
06/01/2001	347.82
06/02/2001	323.46
06/03/2001	77.22
06/04/2001	311.88
06/05/2001	322.14
06/06/2001	386.22
06/07/2001	363.6
06/08/2001	313.98
06/09/2001	356.4
06/10/2001	96.42
06/11/2001	309.42
06/12/2001	334.2
06/13/2001	318.66
06/14/2001	354.36
06/15/2001	334.14
06/16/2001	375.18
06/17/2001	107.1
06/18/2001	304.08
06/19/2001	339.36
06/20/2001	338.1
06/21/2001	360.9
06/22/2001	415.68
06/23/2001	388.74
06/24/2001	100.62
06/25/2001	336.72
06/26/2001	352.5
06/27/2001	377.28
06/28/2001	359.04
06/29/2001	372
06/30/2001	369.18
<b>Total</b>	<b>9446.40</b>



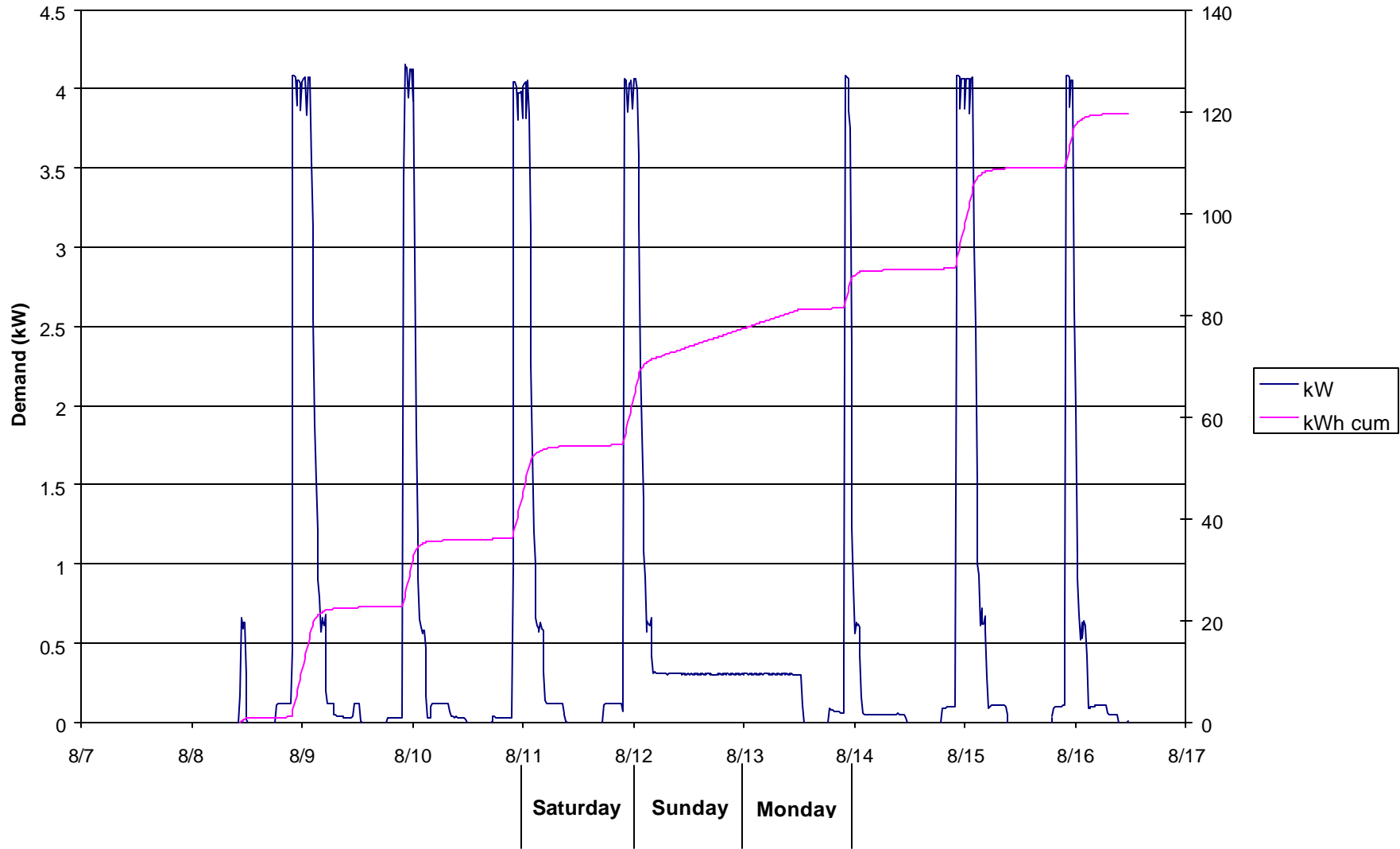


Figure 2.2-3 ECRV Charging Patterns - Fountain Valley Space 17b

## 2.3 Vehicle Range

Range tests are being performed periodically with the accelerated reliability vehicles on the Pomona Urban Loop (See Pomona Loop Map in Appendix C, page 48). All tests are performed at maximum payload (1250lbs) with no auxiliary loads (UR3).

The vehicles are driven until they reach the stop condition, which is when the battery light begins to flash. The vehicles can be safely driven further past the stop condition for a few more miles until the Power Limit light comes on solid. When the Power Limit light begins to flash the vehicle's top speed will be reduced to 25 mph (to protect the battery pack).

Table 2.3-1, below, shows the range results obtained as of September 18, 2001. As can be seen on the table, the vehicles generally complete in excess of 40 miles on the Pomona Loop. The most recent range test data sheets are included in Appendix D, page 49.

**Table 2.3-1 Accelerated Reliability Vehicle Range Results**

	Date Tested	Average Ambient Temp °F	Odometer Start	Odometer End	Range at Stop Condition	Battery Pack Installed On
Vehicle No. 124001	08-30-00	74.0	215	261	46	Original
	10-12-00	70.4	1,410	1,452	42	Original
	12-06-00	70.7	3,774	3,815	41	Original
	03-28-01	66.0	9,458	9,503	45	03-13-01
	06-18-01	88.5	13,764	13,811	47	04-06-01
	09-18-01	81.0	19,115	19,159	42	04-06-01
	09-19-01	69.0	19,175	19,219	44	04-06-01
Vehicle No. 124002	08-31-00	78.6	164	210	46	Original
	10-12-00	70.4	1,545	1,584	39	Original
	12-06-00	70.7	3,791	3,833	42	Original
	03-27-01	68.2	9,849	9,899	50	Original
	06-15-01	84.0	14,326	14,375	49	Original
	09-18-01	71.0	20,254	20,301	47	Original*
	09-20-01	65.5	20,343	20,385	42	Original*

\* Four modules replaced to-date.

## 2.4 Vehicle Incidents and Downtimes Since Inception

Tables 2.4-1 and 2.4-2, below, show the incidents that have been recorded with the accelerated reliability vehicles since the beginning of the tests.

**Table 2.4-1 Vehicle Incidents and Downtimes for Vehicle No. 124001**

Odometer (Miles)	Date	Description	Downtime - Days
294	09-08-00	Vehicle charger noticed to be charging abnormally, approximately 10 hours to charge. Charging profile showed that charger repeatedly charged for three minutes then turned off for seven minutes until the charge was complete. Ford Motor Co. is aware of the situation.	0
403	09-11-00	Charger not functioning. Repaired 9-13-00. New charger installed. Charger cooling fan failed.	2
4,044	12-10-00	Vehicle showing power limit lamp flashing after only 28.7 miles. Weekend driver. Sunday drive.	0
6,693	02-05-01	At beginning of second drive of the day, the vehicle lost power and service and power limit lights came on. A faulty DC/DC converter was replaced.	1
8,818	03-10-01	After about one mile away from the EVTC, the vehicle lost power and main contactor clicking sounds could be heard. The battery pack was replaced by a reconditioned one.	4
8,938	03-14-01	At the end of the first drive of the day, the vehicle lost power and the service light came on. The Battery Control Module (BCM) was replaced.	4
10,069	04-06-01	Service light came on. Weak battery module. A reconditioned pack was installed.	3
11,238	04-30-01	Service light came on. New battery module installed to replace faulty one.	1
19,115	09-17-01	Vehicle lost power after 25 miles. Had to be towed back to EVTC. Full charge on 9-18-01. All battery fault codes cleared.	0

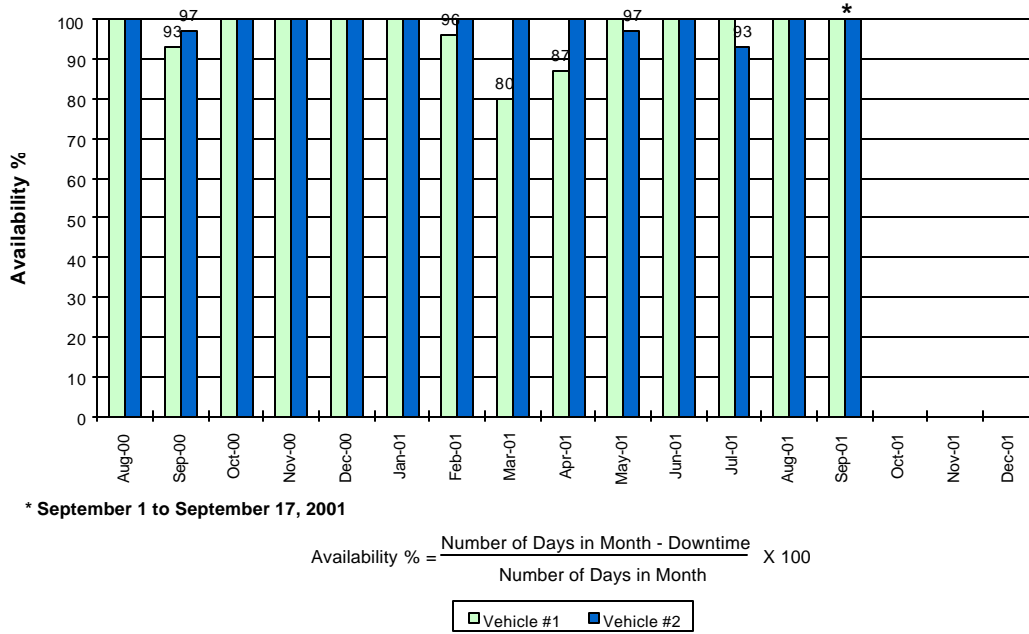
**Table 2.4-2 Vehicle Incidents and Downtimes for Vehicle No. 124002**

Odometer (Miles)	Date	Description	Downtime - Days
298	09-07-00	Vehicles need loading straps for payload, payload shifted abruptly without loading straps on vehicle 1240002. Loading straps obtained on 9-8-00.	0
415	09-11-00	When vehicle was driven to power limit mode the power steering on the vehicle became hard. High voltage fuse may be the problem. Repaired 9-12-00. High voltage fuse and power steering replaced.	1
1,503	10-07-00	Power Limit light on at 27.8 miles. Drive ended at 34 miles.	0
1,605	10-13-00	Power steering upgraded. Requested by Ford Motor Co.	NA
3,643	12-03-00	Vehicle showing power limit after only 27.4 miles, had to be towed back to EVTC. Previous day, vehicle was discharged completely. Weekend driver. Sunday driver.	0
4,139	12-12-00	Electric Vehicle Supply Equipment (EVSE) "Service Required" light came on. EVSE fuse box was cycled off then on. Charging now functioning normally.	0
11,886	05-01-01	Vehicle lost power after 26.5 miles. Had to be towed back to EVTC.	0
12,562	05-14-01	Vehicle lost power after 28.9 miles. Was towed back to EVTC.	0.5
13,282	05-29-01	Vehicle lost power after 28.3 miles. Had to be towed back to EVTC.	0.5
16,239	07-15-01	Vehicle lost power after 22.1 miles. "Service Required" light came on. Nine battery modules were found "out of specification" and a conditioned replacement pack was installed by Ford.	2
18,364	08-15-01	Vehicle charge was interrupted after 4 hours. "Charge Interrupted" and "Service Required" lights came on.	0
18,576	08-20-01	Ditto – Wall Box P045 found faulty. Substituted Wall Box P031 and charging resumed without problem.	0
19,481	09-04-01	Shift Indicator found with broken cable during routine servicing.	0

## 2.5 Vehicle Availability

Please refer to Figure 2.5-1 for records of the monthly availability of vehicles No. 1 and 2 since the test started.

Note that the formula shown on Figure 2.5-1 does not qualify the Downtime Days, i.e. downtime during weekends has the same impact as downtime during working days since the ECRVs deliver mail on Saturdays and should be available on Sundays.



**Figure 2.5-1 Monthly Vehicle Availability - Accelerated Reliability Testing**

## 2.6 Conclusions

Considering the demanding driving conditions of the reliability tests, overall availability has been good. Vehicle No. 1 has a 96.3% recorded availability from August 2000 to September 17, 2001. Vehicle No. 2 has a 99.0% recorded availability for the same period.

However, several changes to the battery management algorithm have been made during the period and, although improvements were made, we did not have a true “controlled” test.

We recommend that at least one ECRV continues the reliability test to fully explore battery life issues and to identify other areas of improvement as the drivetrain and the parts of the vehicle continue to get mileage.

## APPENDIX A: DRIVER'S LOG SHEETS

Vehicle Number	1
----------------	---

Date	Driver	Start					End					Trip Dist.	AC meter#	AC kWh Start/End
		Time	Amb Temp	SOC	Odo	DTE	Time	Amb Temp	SOC	Odo	DTE			
8/28/00	Sanchez	3:35	85.3	100%	153	33	4:23	84.4	51.0%	170		16.8	01139878	10261/10273
8/29/00	solares	9:00		100%	170	33	9:27		100.0%	171	35	1.9	01139878	10273/10274
8/29/00	Sanchez	2:10	71.8	100%	171	33	3:52	71.6	0.0%	215	0	43.5	01139878	10274/10345
8/30/00	Sanchez	9:42	70	100%	215	38	11:30	77.9	0.0%	261	0	45.3	01139878	/
9/7/00													01139878	/
9/9/00	Barbour	7:15	59.7	100%	261	40	8:45	74.8	10.0%	294	6	32.9	01139878	10345/10370
9/10/00	Barbour	6:30	59.9	100%	294	39	8:20	65.7	0.0%	335	2	40.6	01139878	10370/10378
9/10/00	Barbour	11:40	80.6	40%	335	18	12:20	82.4	0.0%	350	3	15.6	01139878	10378/110407
9/11/00	Sanchez	3:10	98.1	100%	351	40	6:30	98.1	0.0%	403	0	52.6	01139878	10407/10450
9/13/00	Sanchez	2:10	93.1	100%	403	43	4:41	97.1	0.0%	453	0	50.2	01139878	10450/10486
9/14/00	Sanchez	9:50	81.3	100%	453	43	12:00	91.5	0.0%	493	0	40.8	01139878	10486/10518
9/15/00	Sanchez	10:20	87.1	100%	494	40	11:54	93.5	0.0%	535	0	40.7	01139878	10518/10561
9/15/00	Diaz	3:05		60%	535		4:00			557		22.4	01139878	/
9/16/00	Barbour	9:30	83.4	100%	557	40	11:15	89.8	0.0%	595	0	37.6	01139878	10561/10587
9/17/00	Barbour	8:20	76.2	100%	595	39	10:05	81.7	0.0%	634	0	39.0	01139878	10587/10615
9/18/00	Sanchez	9:00	81	100%	634	39	10:30	91.8	0.0%	674	0	40.7	01223620	1998/2016
9/18/00	Sanchez	2:35	99	97%	675	38	4:00	95	0.0%	708	0	33.5	01139878	10615/10641
9/19/00	Sanchez	8:50	73.2	100%	708	42	10:22	84.9	0.0%	749	0	40.8	01139878	10641/
9/19/00	Sanchez	2:40	87.1	80%	749	33	4:12	93	0.0%	786	0	37.0	01139878	10661/10690
9/20/00	Sanchez	8:30	68.5	100%	786	40	10:15	75.2	0.0%	828	0	41.7	01139878	10690/10710
9/20/00	Sanchez	2:10	85.6	90%	828	29	3:50	84.8	0.0%	866	0	38.3	01139878	10710/10740
9/21/00	Sanchez	8:50	77	100%	866	40	10:30		0.0%	904	0	38.4	01139878	10740/10760
9/21/00	Sanchez	2:36	70.8	100%	904	40	5:11	71.4	0.0%	945	0	40.8	01139878	10760/10793
9/23/00	Barbour	7:05	62.1	100%	945	44	8:35	63.3	0.0%	984	0	38.5	01139878	10793/10822
9/24/00	Barbour	11:06	82.4	100%	984	42	12:38	85.5	0.0%	1020	0	36.8	01139878	10822/10846

Comments (Dated): 9/12/00 vehicle only charged to 3/4 in the morning

9/18/00 11:30am stopped charge for 10min.

Vehicle Number	1
----------------	---

Date	Driver	Start					End					Trip Dist.	AC meter#	AC kWh Start/End
		Time	Amb Temp	SOC	Odo	DTE	Time	Amb Temp	SOC	Odo	DTE			
9/25/00	Sanchez	9:00	72.7	100%	1020	42	11:10	89.4	0.0%	1061	0	40.8	01139878	10846/10866
9/25/00	Sanchez	3:15	100	90%	1061	39	4:35	95	0.0%	1093	3	32.1	01139878	10866/
9/26/00	Diaz	9:30	83.7	100%	1093	41	11:00	87.3	0.0%	1129	4	35.8	01139878	/10916
9/27/00	Sanchez	8:40	67	100%	1129	40	10:23	68	0.0%	1170	0	40.7	01139878	10916/10938
9/27/00	Sanchez	2:40	79.2	97%	1170	35	4:15	79.9	0.0%	1204	3	34.3	01139878	10938/10965
9/28/00	Sanchez	1:15	81.9	100%	1204	39	3:24	84	0.0%	1244	2	39.5	01139878	110965/10994
9/30/00	Barbour	10:05	68.4	100%	1244	40	11:30	72	0.0%	1276	3	32.0	01139878	10994/11021
													01139878	11021/11025
10/4/00	Sanchez	11:00	68.5	100%	1276	39	12:00	71	27.0%	1295	11	19.5	01139878	11025/11043
10/7/00	Barbour	9:10	66.9	100%	1295	39	10:46	72.3	0.0%	1327	2	32.2	01139878	11043/11069
10/10/00	Sanchez	8:20	60	100%	1327	37	9:35	70.1	2.0%	1347	20	20.0	01139878	11069/11082
10/10/00	Sanchez	4:30	66	100%	1347	36	5:15	65.1	2.0%	1366	20	18.9	01139878	11082/
10/11/00	Ruiz	1:40		100%	1366	38	3:30			1410	0	43.2	01139878	11098/11122
10/12/00	Sanchez	9:40	61.2	100%	1410	40	10:18		0.0%	1452	0	41.9	01139878	11122/11152
10/13/00	Sanchez	8:00	54.1	100%	1452	40	9:50	70	0.0%	1490	0	38.7	01139878	11152/11192
10/16/00	Sanchez	9:55	74		1490	40	11:27		3.0%	1525	3	34.8	01139878	11192/11216
10/17/00	Sanchez	9:20	6.15	100%	1525	40	9:45	80	2.0%	1564	2	38.5	01139878	11216/
10/17/00	Ruiz	2:00		100%	1564	40	4:00		0.0%	1607	0	43.0	01139878	11237/11267
10/18/00	Sanchez	9:15	68.9	100%	1607	40	10:50	69.4	2.0%	1641	4	33.7	01139878	11267/11286
10/18/00	Sanchez	3:55	74.1	100%	1641	40	4:00	74.1	99.0%	1644	39	33.0	01139878	11286/11294
10/19/00	Sanchez	9:30	62.1	100%	1644	40	10:50	72	0.0%	1678	2	34.5	01139878	11294/11312
10/19/00	Sanchez	2:30	83.5	98%	1678	33	4:00	85	0.0%	1715	1	36.2	01139878	11312/11339
10/20/00	Sanchez	8:15	58.6	100%	1715	38	9:54	72.5	0.0%	1754	0	39.7	01139878	11339/11357
10/20/00	Sanchez	1:40	78.8	74%	1754	34	3:04	7.8	0.0%	1785	0	30.8	01139878	11357/11391
10/22/00	Barbour	8:25	60.4	100%	1785	40	10:07	67.3	0.0%	1824	0	38.9	01139878	11391/11415

Comments (Dated):


Vehicle Number	1
----------------	---

Date	Driver	Start					End					Trip Dist.	AC meter#	AC kWh Start/End
		Time	Amb Temp	SOC	Odo	DTE	Time	Amb Temp	SOC	Odo	DTE			
10/23/00	Sanchez	9:35	65.8	100%	1824	38	11:00	77.4	0.0%	1865	0	40.9	01139878	11415/11444
10/24/00	Sanchez	8:30	61.7	100%	1865	38	10:30	76	0.0%	1906	0	41.2	01139878	11444/11461
10/24/00	Sanchez	1:30	78.1	60%	1906	23	2:00	78.4	0.0%	1931	0	24.9	01139878	11461/11487
10/25/00	Sanchez	8:20	61	100%	1931	38	9:00	62	72.0%	1940	38	8.9	01139878	11487/11488
10/25/00	Sanchez	9:00	63.9	75%	1940	27	1:00	73	0.0%	1966	4	25.9	01139878	11488/11508
10/25/00	Sanchez	2:00	80.2	100%	1966	38	3:30	81	15.0%	1997	9	31.6	01139878	11508/11530
10/26/00	Sanchez	8:10	54	100%	1997	38	9:56	60	0.0%	2034	0	36.4	01139878	11530/11550
10/26/00	Sanchez	1:45	65	100%	2034	36	3:22	66.2	0.0%	2073	0	39.4	01139878	11550/11578
10/27/00	Sanchez	8:55	56.1	100%	2073	36	10:45	61	0.0%	2109	0	36.2	01139878	11578/11598
10/27/00	Sanchez	2:45	80	100%	2109	36	4:07	70	0.0%	2146	0	36.8	01139878	11598/11640
10/30/00	Sanchez	8:45	62.4	100%	2146	38	10:29	68.9	0.0%	2177	0	30.9	01139878	11640/11660
10/30/00	Sanchez	2:35	71	80%	2177	31	4:40	64.6	0.0%	2216	0	38.6	01139878	11660/11687
10/31/00	Sanchez	8:06	53.1	100%	2216	38	9:40	68.9	0.0%	2252	0	36.4	01139878	11687/11710
10/31/00	Sanchez	2:50	72.1	100%	2252	38	4:23	69.1	0.0%	2292	1	39.6	01139878	11710/11736
11/1/00	Sanchez	8:30	59.5	100%	2292	38	9:55	65	0.0%	2325	0	33.9	01139878	11736/11756
*11/1/00	Sanchez	1:30	75.2	100%	2325	34	3:11	78.4	0.0%	2367	0	41.9	01139878	11756/11784
11/2/00	Sanchez	8:30	61.3	100%	2367	38	10:37	70	0.0%	2407	0	39.8	01139878	11784/11799
11/2/00	Sanchez	1:30	80	80%	2407	32	2:40	79	0.0%	2442	2	34.5	01139878	11799/11826
11/3/00	Sanchez	8:30	68	100%	2442	40	10:08	73	0.0%	2483	1	40.3	01139878	11826/11839
11/3/00	Sanchez	12:40	82.4	60%	2483	29	2:05	79.1	0.0%	2511	2	28.1	01139878	11839/11849
11/3/00	Sanchez	4:00	77	50%	2511	21	4:19	75	30.0%	2517	19	6.6	01139878	11849/11879
11/5/00	Barbour	7:20	48.8	100%	2517	40	9:00	59.9	0.0%	2558	0	40.6	01139878	11879/11902
11/6/00	Sanchez	8:20	57	100%	2558	40	10:30	61	0.0%	2598	0	40.4	01139878	11902/11924
11/6/00	Sanchez	2:40	71	100%	2598	40	3:49	67	0.0%	2637	0	38.5	01139878	11924/11954
11/7/00	Sanchez	9:50	69	100%	2637	39	10:27	72	70.0%	2049	26	12.7	01139878	11954/11961

Comments (Dated): \*11/1/00 payload moved to veh#3




Vehicle Number	1
----------------	---

Date	Driver	Start					End					Trip Dist.	AC meter#	AC kWh Start/End
		Time	Amb Temp	SOC	Odo	DTE	Time	Amb Temp	SOC	Odo	DTE			
11/7/00	Sanchez	2:00	73.6	100%	2649	38	3:23	72.1	0.0%	2687	5	37.2	0113978	11961/11987
11/8/00	Sanchez	8:25	56	100%	2687	39	1:00	61	0.0%	2723	0	35.7	0113978	11987/11996
11/8/00	Sanchez	11:45	77	50%	2723	16	12:57	79	0.0%	2743	0	20.0	0113978	1996/12005
11/8/00	Sanchez	2:35	77	49%	2743	19	2:40	77	49.0%	2743	20	0.1	0171202	258/262
*11/09/00	Sanchez	11:10	64	100%	2743	38	12:27	62.3	0.0%	2783	2	40.0	01308606	2422/2434
11/9/00	Sanchez	3:10	60	65%	2783	30	4:12	57	0.0%	2811	0	28.4	0113978	12005/2508
11/13/00	Sanchez	10:15	68	100%	2811	41	11:54	78	0.0%	2851	4	39.9	01308606	2508/2511
11/13/00	Sanchez	2:45	80.1	95%	2851	37	4:00	66.3	0.0%	2887	3	35.4	01308606	2511/12100
11/14/00	Sanchez	9:10	61	100%	2887	42	11:10	65.4	0.0%	2927	0	40.1	01308606	12100/12132
11/16/00	Sanchez	9:30	58	100%	2927	41	10:50	60	0.0%	2954	0	27.7	01308606	12132/12148
11/16/00	Sanchez	1:30	64.2	100%	2954	38	3:00	62	0.0%	2994	0	40.1	01308606	12148/12175
11/17/00	Sanchez	9:20	58	100%	2994	38	10:50	65.2	0.0%	3030	0	33.2	01308606	12175/12195
11/17/00	Sanchez	3:20	65	100%	3030	35	4:35	64.7	0.0%	3068	0	38.4	01308606	12195/12222
11/18/00	Barbour	9:50	57.3	100%	3068	38	11:36	63.6	0.0%	3110	0	41.8	01308606	12222/12258
11/20/00	Sanchez	11:00	71	100%	3110	38	12:00	72.3	0.0%	3146	0	35.9	01308606	12258/12276
11/20/00	Sanchez	3:30	76	90%	3146	31	4:30	74	0.0%	3185	0	38.8	01308606	12276/12305
11/21/00	Sanchez	9:30	68	100%	3185	39	11:00	71	0.0%	3223	0	38.6	01308606	12305/12319
11/21/00	Sanchez	1:30	76	60%	3223	22	2:15	72	0.0%	3250	0	27.2	01308606	12319/12327
11/21/00	Sanchez	3:30	70	35%	3250	15	4:15	68	0.0%	3266	0	15.6	01308606	12327/12356
11/22/00	Sanchez	10:40	64	100%	3266	39	12:00	67	0.0%	3300	0	34.4	01308606	12356/
														/
														/
														/
														/
														/

Comments (Dated): \*note on 11/9/00 postal van#1 was charged on 01308606

---



---



---



---

Vehicle Number	1
----------------	---

Date	Driver	Start					End					Trip Dist.	AC meter#	AC kWh Start/End
		Time	Amb Temp	SOC	Odo	DTE	Time	Amb Temp	SOC	DTE				
11/27/00	Neil	3:15	83	100%	3301	39	4:15	77	33.0%	3323	10	21.9	01139878	/12437
11/28/00	Sanchez	7:50	59.6	100%	3323	39	9:14	65.9	0.0%	3358	0	34.6	01139878	12437/12457
11/28/00	Sanchez	1:05	76	100%	3358	31	2:35	75.5	0.0%	3398	0	40.1	01139878	12457/12483
11/29/00	Sanchez	9:20	59.3	100%	3398	32	10:35	60.4	0.0%	3432	0	34.5	01139878	12483/12501
11/29/00	Sanchez	2:00	67	75%	3432	30	3:30	66.3	0.0%	3472	0	39.7	01139878	12501/12531
11/30/00	Sanchez	9:30	60	100%	3472	32	10:30	62	0.0%	3505	0	33.0	01139878	12531/12550
11/30/00	Sanchez	2:06	69.4	97%	3505	29	3:40	68.5	0.0%	3545	0	39.8	01139878	12550/12580
12/1/00	Sanchez	8:50	59.9	100%	3545	32	10:00	62.2	0.0%	3584	0	39.2	01139878	12580/12603
12/1/00	Sanchez	3:00	59	100%	3584	10	4:25	57	0.0%	3616	0	32.2	01139878	12603/12642
12/4/00	Sanchez	9:25	61	100%	3616	38	11:10	73	0.0%	3652	0	35.6	01139878	12642/12659
12/4/00	Sanchez	12:30	70	80%	3652	29	2:30	74.6	0.0%	3692	0	40.0	01139878	12659/12688
12/5/00	Sanchez	9:15	69.8	100%	3692	29	10:30	73.4	0.0%	3732	0	39.9	01139878	12688/12706
12/5/00	Sanchez	1:45	78.4	75%	3732	22	3:00	80.1	0.0%	3772	0	40.0	01139878	12706/12736
12/6/00	Sanchez	8:30	68	100%	3772	35	8:50	98	37.0%	3773	0	0.1	01139878	12736/12736
*12/6/00	Sanchez	1:05	71.4	100%	3773	32	2:45	70	0.0%	3814	0	41.1	01139878	12736/12764
12/7/00	Sanchez	10:30	68	100%	3814	39	11:30	71	30.0%	3836	15	22.0	01139878	12764/12776
12/7/00	Sanchez	1:45	67	100%	3836	31	3:30	72.5	0.0%	3880	0	44.0	01139878	12776/12807
12/8/00	Sanchez	8:15	62.7	100%	3880	31	10:03	61.6	0.0%	3921	0	40.7	01139878	12807/12829
12/8/00	Sanchez	2:05	61.9	100%	3921	32	4:26	62.1	0.0%	3967	0	45.9	01139878	12829/12861
12/9/00	Barbour	8:30	54.7	100%	3967	34	10:04	57.4	2.0%	4007	4	39.6	01139878	12861/12889
12/10/00	Barbour	10:15	56.8	100%	4007	36	11:48	58.8	0.0%	4044	0	37.3	01139878	12889/12918
12/11/00	Sanchez	8:15	57	100%	4044	31	10:23	60.9	0.0%	4086	0	42.2	01139878	12918/12927
12/12/00	Sanchez	11:00	60	25%	4086	9	11:50	59.9	0.0%	4106	0	20.3	01139878	12927/12971
12/12/00	Sanchez	2:10	63	52%	4106	20	3:15	61.4	0.0%	4130	0	24.0	01139878	12940/12971
12/13/00	Sanchez	8:15	60	100%	4130	35	10:10	60	0.0%	4173	0	42.6	01139878	12971/12990

Comments (Dated): \*driven with no weight / 2/10/00 power limit light flashing@28.7 miles

Vehicle Number	1
----------------	---

Date	Driver	Start					End					Trip Dist.	AC meter#	AC kWh Start/End
		Time	Amb Temp	SOC	Odo	DTE	Time	Amb Temp	SOC	Odo	DTE			
12/13/00	Sanchez	13:30	65.5	75%	4173	28	15:05	64.6	0.0%	4212	0	39.1	01139878	12990/13021
12/14/00	Sanchez	8:10	61	100%	4212	35	10:00	63.3	0.0%	4252	0	40.2	01139879	13021/13042
12/14/00	Sanchez	14:00	62	100%	4252	38	16:20	58.1	0.0%	4293	0	40.9	01139880	13042/13069
12/15/00	Sanchez	8:00	61	100%	4293	38	9:45	62	0.0%	4334	0	41.1	01139881	13069/130087
12/15/00	Sanchez	13:10	64	72%	4334	28	14:42	652	0.0%	4372	0	38.4	01139882	13087/13138
12/18/00	Sanchez	10:30	66	100%	4372	38	12:20	73.6	0.0%	4415	0	42.9	01139883	13138/13157
12/18/00	Barbour	15:50	73.2	85%	4415	31	17:16	65.7	0.0%	4453	0	37.3	01139884	13157/13184
12/19/00	Sanchez	7:50	62	100%	4453	39	9:55	62.9	50.0%	4474	20	21.3	01139885	13184/13197
12/19/00	Sanchez	11:25	71.5	100%	4474	39	3:35	75.1	0.0%	4523	0	49.2	01139886	13197/13227
12/20/00	Sanchez	8:10	64.1	100%	4523	39	10:00	63.8	0.0%	4564	0	41.5	01139887	13227/13249
12/20/00	Sanchez	2:00	70.3	100%	4564	39	3:44	70.1	0.0%	4606	0	41.1	01139888	13249/13279
12/21/00	Sanchez	8:10	59.6	100%	4606	40	9:48	65	0.0%	4647	0	41.1	01139889	13279/13301
12/21/00	Sanchez	1:50	72	100%	4647	39	3:40	70.9	0.0%	4688	0	41.0	01139890	13301/
12/22/00	Sanchez	8:40	52	100%	4688	40	10:20	61.2	0.0%	4731	0	43.2	01139891	/13354
12/22/00	Sanchez	2:30	67.6	90%	4731	30	5:00	64.2	0.0%	4777	0	48.2	01139892	13354/13389
12/23/00	Barbour	8:25	56.1	100%	4777	40	9:57	60	2.0%	4815	7	37.4	01139893	13389/13434
12/26/00	Sanchez	8:00	60	100%	4815	40	10:00	62	0.0%	4856	0	41.8	01139894	13434/13456
12/26/00	Sanchez	7:00	68.5	100%	4856	31	3:58	67.8	0.0%	4896	0	40.0	01139895	13456/13484
12/27/00	Sanchez	9:05	60	100%	4896	39	10:51	64	0.0%	4938	0	41.3	01139896	13484/13507
12/27/00	Sanchez	3:10	71	100%	4938	39	4:57	69.2	2.0%	4979	3	41.0	01139897	13507/13535
12/28/00	Sanchez	8:10	61.7	100%	4979	40	9:47	67	0.0%	5020	3	41.1	01139898	13535/13564
12/28/00	Sanchez	1:15	7.25	97%	5020	32	2:52	72.1	0.0%	5061	0	41.0	01139899	13564/13584
12/29/00	Sanchez	8:50	60	100%	5061	40	10:34	69	0.0%	5102	0	41.9	01139900	13584/13634
1/2/01	Sanchez	8:08	62	100%	5102	40	9:37	64	0.0%	5137	0	34.9	01139901	13634/13655
1/2/01	Sanchez	4:07	74.4	100%	5137	39	4:25	74.3	98.0%	5141	33	45.0	01139902	13655/13663

Comments (Dated): 12/15/00 van taken down below power limit and drained. With AC, all lights & fan on. Put back on charge at 4:30.  
 12/22/00 van driven down all lights left on AC & fan, put back on charge at 5:30. 12/23-heater on.  
 01/2/01 Note: van reached power limit at 27 miles; the wrench tool on dash board came on.

Vehicle Number	1
----------------	---

Date	Driver	Start					End					Trip Dist.	AC meter#	AC kWh Start/End
		Time	Amb Temp	SOC	Odo	DTE	Time	Amb Temp	SOC	Odo	DTE			
1/3/01	Sanchez	8:35	64.1	100%	5141	39	10:21	70.1	0.0%	5181	0	39.7	01139178	13663/13681
*1/3/01	Sanchez	1:45	74.8	80%	5181	29	3:27	76.8	0.0%	5220	0	39.3	01139178	13681/13712
1/4/01	Sanchez	8:10	59.5	100%	5220	36	3:27	68.5	0.0%	5263	0	42.5	01139178	13712/13734
1/4/01	Sanchez	2:10	79	100%	5263	31	10:05	76	0.0%	5306	0	43.2	01139178	13734/13764
1/5/01	Sanchez	8:00	65	100%	5306	37	4:00	67	0.0%	5348	0	42.0	01139178	13764/13784
1/5/01	Sanchez	2:05	68.5	95%	5348	30	10:10	69.2	0.0%	5387	0	49.0	01139178	13784/13813
1/6/01	Barbour	8:18	56	100%	5387	38	4:10	58	0.0%	5425	0	38.7	01139178	13813/13826
1/6/01	Barbour	12:08	67	70%	5425	25	10:02	71	0.0%	5450	0	24.7	01139178	13826/13861
1/8/01	Sanchez	8:10	64	100%	5450	38	1:16	53	0.0%	5480	0	29.8	01139178	13861/13880
1/8/01	Sanchez	1:45	54	100%	5480	32	9:34	59.7	0.0%	5519	0	39.0	01139178	13880/13907
1/9/01	Sanchez	7:40	55	100%	5519	30	3:45	64.3	0.0%	5552	0	33.3	01139178	13907/13927
1/9/01	Sanchez	12:45	68.5	100%	5552	29	9:13	63.8	0.0%	5592	0	40.3	01139178	13927/13955
1/10/01	Sanchez	8:25	60	100%	5592	30	2:26	62.7	0.0%	5630	0	37.5	01139178	13955/13979
1/10/01	Sanchez	1:35	60.1	100%	5630	30	10:00	57	27.0%	5658	19	28.5	01139178	13979/14008
1/12/01	Sanchez	7:45		100%	5658	31	2:45		26.0%	5681	19	23.0	01139178	14008/
1/12/01	Sanchez	2:10	52	100%	5681	31	9:10	50	0.0%	5721	0	40.1	01139178	/14051
1/13/01	Barbour	11:00	53	100%	5721	32	4:05	56	0.0%	5754	0	33.0	01139178	14051/14072
1/14/01	Sanchez	8:30	40	100%	5754	31	12:24	42	0.0%	5786	0	31.9	01139178	14072/14087
1/14/01	Sanchez	12:30	60	76%	5786	27	9:50	64	0.0%	5825	0	38.4	01139178	14087/14115
1/15/01	Sanchez	8:12	377	100%	5825	31	1:50		0.0%	5859	0	34.0	01139178	14115/14135
1/15/01	Sanchez	1:24	57	100%	5859	30	9:48	57	0.0%	5898	0	39.3	01139178	14135/14163
1/16/01	Sanchez	7:50	40	100%	5898	31	2:55	58	0.0%	5938	0	40.0	01139178	14163/14182
1/16/01	Sanchez	1:15		100%	5938	0	9:45		0.0%	5979	0	41.7	01139178	14182/14212
1/17/01	Sanchez	8:36	44	100%	5979	32	3:12	57	0.0%	6022	0	42.4	01139178	14212/14228
1/17/01	Sanchez	12:45		75%	6022	27	3:37	54	0.0%	6056	0	33.9	01139178	14228/14257

Comments (Dated): \*01/03/01 discharged at 3:27 to 4:50

Vehicle Number 1

Date	Driver	Start					End					Trip Dist.	AC meter#	AC kWh Start/End
		Time	Amb Temp	SOC	Odo	DTE	Time	Amb Temp	SOC	Odo	DTE			
1/18/01	Sanchez	7:45	54	100%	6058	38	8:26	58	0.0%	6093	0	37.5	01139178	14257/14267
1/18/01	Sanchez	10:15	59	42%	6093	12		65	0.0%	6113	0	20.1	01139178	14267/14275
1/18/01	Sanchez	1:50	64	49%	6113	13	1:50	64	0.0%	6133	0	20.0	01139178	14275/14307
1/19/01	Sanchez	10:55	59	100%	6133	39	5:00	54	0.0%	6177	0	44.0	01139178	14307/14947
1/21/01	Babour	11:20	63	100%	6177	38	12:47	67	0.0%	6214	0	37.4	01139178	14947/14973
1/22/01	Sanchez	7:45	65	100%	6214	39	9:35	69	0.0%	6256	0	41.7	01139178	14973/14389
1/22/01	Sanchez	12:20	70	70%	6256	23	1:42	71	0.0%	6290	0	34.1	01139178	14389/14399
1/22/01	Sanchez	3:40	59	13%	6290	11	3:55	59	30.0%	6295	15	4.9	01139178	14399/14423
1/23/01	Sanchez	8:40	49	100%	6295	39	10:30	70	0.0%	6335	0	40.0	01139178	14423/14440
1/23/01	Sanchez	1:45	71	80%	6335	32	3:15	69	0.0%	6373	0	38.2	01139178	14440/14470
1/24/01	Sanchez	9:05	40	100%	6373	24	10:45	46	0.0%	6414	0	40.2	01139178	14470/14485
1/24/01	Sanchez	1:25		70%	6414	21	3:05		0.0%	6450	0	36.8	01139178	14485/14517
1/25/01	Sanchez	10:10		100%	6450	39	11:45		0.0%	6488	0	37.9	01139178	14517/14544
**1/26/01	Sanchez	1:37	48	100%	6488	37	3:10	48	0.0%	6525	0	37.3	01139178	14544/14580
1/28/01	Babour	6:20	46	100%	6525	37	7:38	47	0.0%	6555	0	29.5	01139178	14580/14595
1/28/01	Babour	10:10	51	75%	6555	23	11:19	56	0.0%	6583	0	28.5	01139178	14595/14622
1/29/01	Sanchez	12:30	56	100%	6583	37	2:10	56	0.0%	6621	0	37.7	01139178	14622/14647
1/30/01	Sanchez	8:45	46	100%	6621	31	1:05	50	0.0%	6665	0	43.8	01139178	14647/14661
1/30/01	Sanchez	1:45	60	60%	6665	21	2:32	61	0.0%	6689	0	24.2	01139178	14661/14670
1/30/01	Sanchez	4:07	61	27%	6689	10	5:00	58	0.0%	6708	0	18.8	01139178	14670/14699
1/31/01	Sanchez	1:00	51	100%	6708	33	11:45	51	0.0%	6746	0	38.0	01139178	14699/14711
1/31/01	Sanchez	1:55	60	51%	6746	19	3:05	61	20.0%	6764	17	16.9	01139178	14711/
														/
														/
														/

Comments (Dated): 1/19/01&1/26/01 van driven down, 1/28-heater&lights on(6:20)

Vehicle Number	1
----------------	---

Date	Driver	Start					End					Trip Dist.	AC meter#	AC kWh Start/End
		Time	Amb Temp	SOC	Odo	DTE	Time	Amb Temp	SOC	Odo	DTE			
2/1/01	Sanchez	11:00	61	100%	6764	37	12:36	63	0.0%	6804	0	40.0	01139878	14736/14748
2/1/01	Sanchez	2:56	65	60%	6804	20	16:05	66	0.0%	6836	0	31.9	01139878	14748/14776
2/2/01	Sanchez	9:50	56	100%	6836	38	11:32	62	0.0%	6876	0	40.0	01139878	14776/14798
2/2/01	Sanchez	3:47	69	100%	6876	39	5:00	67	0.0%	6911	0	35.1	01139878	14798/14832
2/4/01	Barbour	10:01	68	100%	6911	39	11:56	77	0.0%	6952	0	41.2	01139878	14832/14856
2/5/01	Sanchez	8:10	59	100%	6952	38	9:55	68	0.0%	6992	0	40.0	01139878	14856/14875
2/5/01	Sanchez	1:27	79	100%	6992	38			0.0%		0		01139878	14875/14876
2/6/01	Sanchez	2:45	63	99%	6993	27	4:17	60	0.0%	7032	0	38.8	01139878	14876/14901
2/7/01	Sanchez	8:00	49	100%	7032	38	9:22	49	0.0%	7071	0	38.8	01139878	14901/14920
2/7/01	Sanchez	1:10	56	100%	7071	36	2:25	57	0.0%	7111	0	40.1	01139878	14920/14946
2/8/01	Sanchez	8:00	40	100%	7111	37	9:35	47	0.0%	7151	0	40.5	01139878	14946/14963
2/8/01	Sanchez	1:05	55	80%	7151	30	2:00	55	49.0%	7171	18	19.6	01139878	14963/14964
2/8/01	Sanchez	2:15	55	55%	7171	18	3:00	56	0.0%	7189	0	18.6	01139878	14964/14990
2/9/01	Sanchez	9:47	48	100%	7189	38		52	0.0%	7229	0	40.1	01139878	14990/15022
2/10/01	Sanchez	12:00	50	100%	7229	38	2:00	52	0.0%	7269	0	40.0	01139878	15022/15046
2/11/01	Barbour	9:08	47	100%	7269	40	10:32	50	0.0%	7306	0	36.4	01139878	15046/15072
2/12/01	Sanchez	10:15	48	100%	7306	38	12:15	49	0.0%	7348	0	41.8	01139878	15072/15090
2/12/01	Sanchez	3:27	49	100%	7348	29	4:40	48	0.0%	7368	0	20.0	01139878	15090/15112
2/13/01	Sanchez	9:52	49	100%	7368	34	11:25	49	0.0%	7400	0	32.3	01139878	15112/15131
2/13/01	Sanchez	3:07	48	100%	7400	31	4:35	48	0.0%	7440	0	40.0	01139878	15131/15158
2/14/01	Sanchez	10:05	49	100%	7440	32	12:02	53	0.0%	7481	0	41.1	01139878	15158/15172
2/14/01	Sanchez	3:07	57	100%	7481	24	4:40	54	0.0%	7521	0	40.0	01139878	15172/15202
2/15/01	Sanchez	10:15	50	100%	7521	39	11:50	52	0.0%	7561	0	40.4	01139878	15202/15222
2/15/01	Sanchez	3:32	57	100%	7561	39	5:10	53	0.0%	7609	0	47.3	01139878	15222/15250
2/16/01	Sanchez	10:00	54	100%	7609	40	11:47	61	0.0%	7650	0	41.5	01139878	15250/15272

Comments: 2/5/01 van malfunction. 2/8/01 stopped drive to attend safty meeting 2:00pm.  
 2/9/01 van driven down & discharged; put back on charge at 5:00pm; temp was 52. 2/11/01- heater on for 1st 20 miles.

Vehicle Number	1
----------------	---

Date	Driver	Start					End					Trip Dist.	AC meter#	AC kWh Start/End
		Time	Amb Temp	SOC	Odo	DTE	Time	Amb Temp	SOC	Odo	DTE			
2/16/01	Sanchez	3:55	64	100%	7650	40	5:12	60	25.0%	7690	10	40.2	01139878	12572/15296
2/17/01	Barbour	7:15	47	100%	7690	40	8:31	51	0.0%	7724	0	33.5	01139878	15296/15321
2/18/01	Barbour	8:35	56	100%	7724	39	9:57	58	0.0%	7754	0	30.5	01139878	15321/15349
2/20/01	Sanchez	10:00	57	100%	7754	38	11:53	61	0.0%	7797	0	42.9	01139878	15349/15366
2/20/01	Sanchez	3:12	62	75%	7797	24	4:37	59	0.0%	7837	0	40.0	01139878	15366/15395
2/21/01	Sanchez	10:10	51	100%	7837	37	11:32	60	0.0%	7878	0	40.5	01139878	15395/15421
2/22/01	Sanchez	10:15	61	100%	7878	39	11:37	64	0.0%	7918	0	40.1	01139878	15421/15439
2/22/01	Sanchez	3:10	61	75%	7918	29	4:37	60	0.0%	7958	0	40.1	01139878	15439/15469
2/23/01	Sanchez	10:15	46	100%	7958	39	12:30	47	0.0%	8000	0	42.0	01139878	15469/15506
2/24/01	Sanchez	3:00	48	100%	8000	38	4:30	48	0.0%	8040	0	40.0	01139878	15506/15538
2/26/01	Sanchez	9:50	60	100%	8040	37	11:12	62	0.0%	8080	0	40.3	01139878	15538/15554
2/26/01	Sanchez	2:30	64	75%	8080	25	4:26	61	0.0%	8120	0	40.0	01139878	15554/15584
2/27/01	Sanchez	10:30	58	100%	8120	39	12:05	54	0.0%	8160	0	40.3	01139878	15584/15607
2/27/01	Sanchez	4:25	43	100%	8160	40	5:45	48	0.0%	8200	0	40.0	01139878	15607/15635
2/28/01	Sanchez	10:45	55	100%	8200	38	12:20	54	0.0%	8240	0	40.0	01139878	15635/15654
2/28/01	Sanchez	3:50	54	100%	8240	30	5:15	51	0.0%	8281	0	40.6	01139878	15654/15683
3/1/01	Jr Ruiz	11:30	55	100%	8281	40	1:15		0.0%	8322	0	41.0	01139878	15683/15710
3/2/01	Sanchez	10:55	55	100%	8322	38	11:51	64	49.0%	8346	38	23.7	01139878	15710/15724
3/2/01	Sanchez	3:30	60	100%	8346	38	5:10	58	0.0%	8386	0	40.6	01139878	15724/15749
3/3/01	Barbour	7:03	50	100%	8386	39	8:19	53	0.0%	8417	0	31.3	01139878	15749/15774
3/4/01	Barbour	8:22	55	100%	8417	38	9:49	57	0.0%	8455	0	37.6	01139878	15774/15799
3/5/01	Sanchez	1:00	65	100%	8455	33	11:30	69	0.0%	8493	0	38.0	01139878	15799/15817
3/5/01	Sanchez	3:00	64	94%	8493	30	4:30	62	0.0%	8535	0	42.2	01139878	15817/15845
3/6/01	Sanchez	10:10	61	100%	8535	39	12:30	64	0.0%	8574	0	39.4	01139878	15845/15865
3/6/01	Sanchez	4:15	61	100%	8574	38	5:45	58	0.0%	8614	0	40.4	01139878	15865/15893

Comments (Dated): 2/17 -heater on. 2/18-heater on. 2/23 driven down and left on with AC. Hlights, heater, and put back on charge at 4:30.  
 3/2 incomplete drive due to ISO meeting. 3/3/01 heater on.  
 3/4/01- intermittent heater use.

Vehicle Number	1
----------------	---

Date	Driver	Start					End					Trip Dist.	AC meter#	AC kWh Start/End
		Time	Amb Temp	SOC	Odo	DTE	Time	Amb Temp	SOC	Odo	DTE			
3/7/01	Sanchez	9:45	56	100%	8614	39		58	0.0%	8654	2	40.0	011308606	15893/15910
3/7/01	Sanchez	3:05	63	95%	8654	35	4:40	61	0.0%	8695	0	40.3	011308606	15910/15940
3/8/01	Sanchez	10:20	66	100%	8695	40	11:45	67	0.0%	8735	0	40.4	011308606	15940/15959
3/8/01	Sanchez	3:30	68	91%	8735	32	4:50	66	0.0%	8775	0	40.0	011308606	15959/15988
3/9/01	Sanchez	10:20	61	100%	8775	40	12:10	63	0.0%	8817	3	42.3	011308606	15988/16019
3/10/01	Barbour	7:08	47	100%	8817	40	7:14	47	99.0%	8818	39	0.9	011308606	16019/16048
3/14/01	Sanchez	10:00	60	100%	8858	39	11:30	64	0.0%	8898	0	40.1	011308606	16048/16084
3/15/01	Sanchez	11:30	63	100%	8898	43	12:48	62	0.0%	8938	0	40.0	011308606	16084/16084
3/15/01	Sanchez	1:30	84	75%	9056	38	3:20	85	0.0%	9100	0	43.9	01712141	483
3/20/01	Sanchez	11:40	80	100%	9100	44	1:10	82	0.0%	9140	0	40.2	01712141	483/486
3/20/01	Sanchez	3:45	81	70%	9140	23	5:00	79	0.0%	9171	0	30.5	01712141	486/490
3/21/01	Sanchez	9:50	64	100%	9171	40	11:55	73	0.0%	9211	0	40.0	01712141	490/493
3/21/01	Sanchez	3:00	75	75%	9211	25	9:25	72	0.0%	9251	0	40.1	01712141	493/498
3/22/01	Sanchez	10:00	58	100%	9251	0	12:20	58	0.0%	9291	0	40.2	01712141	498/501
3/23/01	Sanchez	10:00	66	70%	9291	29	11:21	66	0.0%	9326	0	34.5	01712141	501/507
2/24/01	Barbour	9:00	61	100%	9326	40	10:33	65	0.0%	9368	0	42.0	01712141	507/513
3/26/01	Barbour	9:10	65	100%	9368	39	11:02	69	0.0%	9415	0	47.1	01712141	513/516
3/26/01	Barbour	2:12	71	100%	9415	40	4:30	68	0.0%	9458	0	43.5	01712141	516/522
3/27/01	Barbour	2:35	75	100%	9458	45	4:18	73	0.0%	9503	0	44.8	01712141	522/526
3/28/01	Sanchez	10:15	64	100%	9503	42	12:15	68	0.0%	9546	0	42.7	01712141	526/529
3/28/01	Sanchez	3:15	73	70%	9546	30	4:35	71	0.0%	9586	0	40.3	01712141	529/534
3/29/01	Sanchez	10:15	67	100%	9586	41	12:11	72	0.0%	9626	0	40.1	01712141	534/536
3/29/01	Sanchez	3:00	73	75%	9626	30	4:53	70	0.0%	9666	0	40.1	01712141	536/542

Comments (Dated): 3/9/01 discharged with AC Hlights left on. 3/10-heater on 3/10-vehicle lost power @ .6 miles (returned to EVTC center)

---



---



---



---



---



Vehicle Number	1
----------------	---

Date	Driver	Start					End					Trip Dist.	AC meter#	AC kWh Start/End
		Time	Amb Temp	SOC	Odo	DTE	Time	Amb Temp	SOC	Odo	DTE			
3/30/01	Sanchez	10:10	67	100%	9666	40	11:30	74	0.0%	9707	0	41.3	01715141	542/545
3/30/01	Sanchez	2:49	80	76%	9707	30	4:20	79	0.0%	9747	0	40.0	01715141	545/551
4/1/01	Sanchez	12:40	67	100%	9747	39	2:13	69	0.0%	9789	0	42.0	01715141	551/555
4/2/01	Sanchez	9:52	61	100%	9789	40	11:30	68	0.0%	9830	0	40.2	01715141	555/557
4/2/01	Sanchez	2:37	68	75%	9830	30	4:00	66	0.0%	9869	0	40.0	01715141	557/563
4/3/01	Sanchez	9:50	57	100%	9869	40	11:30	62	0.0%	9910	0	40.4	01715141	563/566
4/3/01	Sanchez	3:00	62	80%	9910	32	4:30		0.0%	9950	0	40.1	01715141	566/571
4/4/01	Sanchez	10:30	63	100%	9950	40	11:50	64	0.0%	9990	0	40.2	01715141	571/574
4/4/01	Sanchez	3:00	63	75%	9990	30	4:30	63	0.0%	10031	0	41.4	01715141	574/581
4/6/01	Sanchez	2:15	65	100%	10031	38	3:40	62	0.0%	10071	0	40.1	01715141	581/
4/10/01	Sanchez	10:00	55	100%	10144	43	11:55	57	0.0%	10184	0	40.0	01715141	/595
4/10/01	Sanchez	3:15	64	75%	10184	30	5:10	63	0.0%	10224	0	40.0	01715141	595/601
4/11/01	Sanchez	11:30	55	100%	10224	42	1:30	60	0.0%	10269	0	44.2	01715141	601/603
4/11/01	Sanchez	4:15	54	60%	10269	30	5:15	54	0.0%	10309	0	40.0	01715141	603/609
4/12/01	Sanchez	10:40	62	100%	10309	44	11:40	68	0.0%	10349	0	40.3	01715141	609/612
4/12/01	Sanchez	3:15	68	73%	10349	30	4:40	68	0.0%	10387	0	37.8	01715141	612/617
4/13/01	Sanchez	10:00	62	100%	10387	42	11:25	67	0.0%	10427	0	40.1	01715141	617/621
4/13/01	Sanchez	4:00	74	100%	10427	42	5:15	73	0.0%	10467	0	40.4	01715141	621/626
4/15/01	Sanchez	6:05	50	100%	10467	42	7:30	52	0.0%	10504	0	37.4	01715141	626/630
4/16/01	Sanchez	11:15	74	100%	10504	40	2:00	71	0.0%	10554	0	49.9	01715141	630/636
4/17/01	Sanchez	10:00	63	100%	10554	41	12:20	74	0.0%	10595	0	40.9	01715141	636/639
4/17/01	Sanchez	5:15	87	100%	10595	42	12:00	78	0.0%	10638	0	43.1	01715141	639/644
4/18/01	Sanchez	10:30	73	100%	10638	42	12:40	77	0.0%	10679	0	40.4	01715141	644/646
4/18/01	Sanchez	3:00	76	74%	10679	31	4:40	73	0.0%	10719	0	40.0	01715141	646

Comments (Dated):

---



---



---



---



---

Vehicle Number	1
----------------	---

Date	Driver	Start					End					Trip Dist.	AC meter#	AC kWh Start/End	
		Time	Amb Temp	SOC	Odo	DTE	Time	Amb Temp	SOC	Odo	DTE				
4/19/01	Sanchez	12:56	69	100%	10719	43									
4/19/01	Sanchez	3:05	71	75%	10735	39	5:00	71	60.0%	10735	30	16.0	01712141	/651	
4/20/01	Sanchez	10:05	63	100%	10775	42	11:45	64	0.0%	10775	0	40.0	01712141	651/652	
4/20/01	Sanchez	3:30	63	100%	10815	40	4:50	60	0.0%	10815	0	40.0	01712141	652/657	
4/22/01	Barbour	5:50	45	100%	10855	40	7:08	51	0.0%	10855	0	40.0	01712141	657/667	
4/23/01	Sanchez	10:30	70	100%	10886	42	1:00	78	0.0%	10886	0	31.6	01712141	667/671	
4/24/01	Sanchez	11:00	80	100%	10929	40	12:30	85	0.0%	10929	0	42.4	01712141	671/676	
4/24/01	Sanchez	3:40	90	70%	10969	26	5:10	90	0.0%	10969	0	41.0	01712141	676/679	
4/25/01	Sanchez	9:40	76	100%	11009	41	12:10	86	0.0%	11009	0	40.0	01712141	679/684	
4/25/01	Sanchez	2:30	89	60%	11056	26	4:30	88	0.0%	11056	0	47.7	01712141	684/691	
4/26/01	Sanchez	11:30	70	100%	11089	41	1:30	72	0.0%	11089	0	33.3	01712141	691/693	
4/26/01	Sanchez	3:45	80	49%	11140	20	4:30	78	0.0%	11140	0	50.4	01712141	693/698	
4/27/01	Sanchez	10:00	65	100%	11156	42	5:41	75	0.0%	11156	0	16.2	01712141	698/706	
4/30/01	Sanchez	8:20	64	100%	11197	40	9:50	70	0.0%	11197	0	41.4	01712141	706/712	
5/2/01	Sanchez	12:15	65	90%	11323	31	1:54	70	0.0%	11323	0	40.2	01712141	712/713	
5/2/01	Sanchez	4:10	71	70%	11363	29	5:30	70	0.0%	11363	0	40.0	01712141	716/715	
5/3/01	Sanchez	10:10	70	100%	11401	41	12:15	75	0.0%	11401	0	38.1	01712141	715/720	
5/3/01	Sanchez	4:00	80	75%	11442	32	5:10	80	0.0%	11442	0	40.7	01712141	720/724	
5/3/01	Sanchez	4:00	80	75%	11442	32	5:10	80	0.0%	11442	0	40.0	01712141	724/729	
5/4/01	Sanchez	10:34	70	100%	11481	41	12:45	77	0.0%	11481	0	40.6	01712141	729/731	
5/4/01	Sanchez	3:00	81	60%	11522	30	4:30	80	0.0%	11522	0	40.0	01712141	731/737	
5/7/01	Sanchez	10:40	80	100%	11562	42	12:15	85	0.0%	11562	0	41.5	01712141	737/740	
5/7/01	Sanchez	3:15	90	29%	11603	30	4:36	90	0.0%	11603	0	34.5	01712141	740/744	
5/8/01	Sanchez	10:15	83	100%	11638	40	11:45	89	0.0%	11638	0	40.5	01712141	744/	
5/9/01	Sanchez	11:30	83	100%	11678	40	1:00	86	0.0%	11678	0	40.2	01712141	/753	
5/10/01	Ruiz	9:45	77	100%	11719	39	11:25	82	0.0%	11719	0	43	01712141	753/	

Comments (Dated):


Vehicle Number	1
----------------	---

Date	Driver	Start					End					Trip Dist.	AC meter#	AC kWh Start/End
		Time	Amb Temp	SOC	Odo	DTE	Time	Amb Temp	SOC	Odo	DTE			
5/11/01	Sanchez	10:15	71	100%	11762	40	11:45		0.0%	11802	0	40.6	01712141	758
5/11/01	Sanchez	3:40	83	97%	11802	39	5:50	81	0.0%	11842	0	40.0	01712141	758/761
5/14/01	Sanchez	2:30	78	100%	11842	40	4:10	80	0.0%	11884	0	41.5	01712141	761/771
5/15/01	Sanchez	1:20		100%	11884	41	3:00	81	0.0%	11928	0	44.1	01712141	771/776
5/16/01	Sanchez	10:20	72	100%	11928	41	11:55	76	0.0%	11969	0	4.6	01712141	776/778
5/16/01	Sanchez	2:43	80	75%	11969	30	4:30	77	0.0%	12009	0	39.9	01712141	778/738
5/17/01	Sanchez	10:45	75	100%	12009	40	12:30	78	0.0%	12049	0	39.8	01712141	738/787
5/17/01	Sanchez	3:50	83	75%	12049	37	5:15	80	0.0%	12088	0	37.7	01712141	787/791
5/18/01	Sanchez	12:00	77	100%	12088	40	1:30	75	0.0%	12128	0	40.0	01712141	791/796
5/20/01	Barbour	7:50	63	100%	12128	40	9:18	66	0.0%	12170	0	41.3	01712141	796/800
5/21/01	Barbour	9:10	64	100%	12170	40	10:57	71	0.0%	12210	0	40.0	01712141	800/803
5/21/01	Barbour	2:24	80	90%	12210	35	3:45	81	0.0%	12232	0	22.6	01712141	803/
5/22/01	Neil	11:05	81	100%	12232	41	12:03	85	50.0%	12254	21	22.1	01712141	
5/23/01	Sanchez	11:10	87	100%	12254	40	12:30	92	0.0%	12294	0	39.8	01712141	/818
5/23/01	Sanchez	4:30	94	100%	12294	40	6:21	98	0.0%	12334	0	40.0	01712141	818/
5/24/01	Barbour	10:40	73	100%	12334	40	12:33	79	0.0%	12376	0	42.1	01712141	
5/24/01	Sanchez	4:40	82	100%	12376	40	6:10	81	0.0%	12415	0	39.3	01712141	/821
5/25/01	Sanchez	8:45	75	100%	12415	40	11:32	80	0.0%	12456	0	40.3	01712141	821/826
5/25/01	Sanchez	3:00	85	100%	12456	31	4:40	84	0.0%	12495	0	39.8	01712141	826/834
5/26/01	Barbour	8:04	67	100%	12495	39	9:48	70	0.0%	12536	0	40.6	01712141	834/838
5/29/01	Sanchez	12:30	80	100%	12536	40	3:30	86	0.0%	12577	0	41.4	01712141	838/843
5/30/01	Sanchez	10:15	78	100%	12577	38	11:30	83	0.0%	12617	0	40.0	01712141	843/850
5/30/01	Sanchez	3:20	86	90%	12617	32	4:43	85	0.0%	12657	0	40.1	01712141	850/
5/31/01	Sanchez	10:25	80	100%	12657	40	11:45	86	0.0%	12697	0	48.0	01712141	/854
5/31/01	Sanchez	3:30	90	95%	12697	30	4:45	90	0.0%	12737	0	39.7	01712141	854/858

Comments (Dated):

---



---



---



---



---



---

Vehicle Number	1
----------------	---

Date	Driver	Start					End					Trip Dist.	AC meter#	AC kWh Start/End
		Time	Amb Temp	SOC	Odo	DTE	Time	Amb Temp	SOC	Odo	DTE			
6/1/01	Sanchez	11:00	73	100%	13483	36	12:20	76	0.0%	12777	0	40.5	01712141	858/861
6/1/01	Sanchez	3:55	80	80%	12777	30	5:30	88	0.0%	12818	0	40.1	01712141	861/866
6/2/01	Barbour	7:50	65	100%	12818	35	9:20	68	0.0%	12858	0	40.0	01712141	866/869
6/3/01	Barbour	9:05	66	100%	12858	38	10:35	69	0.0%	12895	0	37.8	01712141	869/
6/4/01	Sanchez	9:00	68	100%	12895	32	10:20	73	0.0%	12934	0	39.0	01712141	/877
6/4/01	Sanchez	2:40	75	100%	12934	32	4:10	78	0.0%	12974	0	39.6	01712141	877/881
6/5/01	Sanchez	11:00	73	100%	12974	36	12:33	73	0.0%	13014	0	40.0	01712141	881/
6/6/01	Sanchez	10:30	72	100%	13014	36	11:50	78	0.0%	13054	0	40.5	01712141	/894
6/6/01	Sanchez	3:05	85	75%	13054	27	4:30	84	0.0%	13092	0	37.7	01712141	894/898
6/7/01	Sanchez	10:21	78	100%	13092	38	11:37	82	0.0%	13130	0	38.3	01712141	898/902
6/7/01	Sanchez	4:45	87	100%	13130	36	6:15	87	0.0%	13170	0	39.9	01712141	902/
6/8/01	Sanchez	10:55	81	100%	13170	40	4:30	81	0.0%	13223	0	53.4	01712141	/908
6/9/01	Barbour	9:00	75	100%	13223	40	10:34	80	0.0%	13266	0	42.1	01712141	908/912
6/10/01	Barbour	9:05	76	100%	13266	41	10:56	81	0.0%	13311	0	45.3	01712141	912/916
6/11/01	Sanchez	11:20	78	100%	13311	41	12:30	80	0.0%	13350	0	39.7	01712141	916/919
6/11/01	Sanchez	4:00	85	100%	13350	41	5:30	93	0.0%	13391	0	40.2	01712141	919/924
6/12/01	Sanchez	9:30	70	100%	13391	42	11:20	68	0.0%	13430	0	39.3	01712141	924/927
6/12/01	Sanchez	2:40	73	756%	13430	35	4:30	70	0.0%	13469	0	39.4	01712141	927/932
6/13/01	Sanchez	9:50	62	100%	13469	41	11:35	71	0.0%	13509	0	39.9	01712141	932/935
6/13/01	Sanchez	3:00	80	75%	13509	34	4:30	80	0.0%	13549	0	40.1	01712141	935/940
6/14/01	Sanchez	11:00	83	100%	13549	41	12:20	87	0.0%	13590	0	41.0	01712141	940/942
6/14/01	Sanchez	3:30	94	75%	13590	32	4:50	91	0.0%	13629	0	38.2	01712141	942/

Comments (Dated):


Vehicle Number	1
----------------	---

Date	Driver	Start					End					Trip Dist.	AC meter#	AC kWh Start/End
		Time	Amb Temp	SOC	Odo	DTE	Time	Amb Temp	SOC	Odo	DTE			
6/15/01	Sanchez	11:30	89	100%	13629	42	12:00	90	75.0%	13640	33	11.2	01712141	/947
6/15/01	Sanchez	1:30	93	100%	13640	42	3:10	95	0.0%	13679	0	39.6	01712141	947/954
6/16/01	Barbour	8:05	78	100%	13679	42	9:46	82	0.0%	13721	0	42.1	01712141	954/959
6/17/01	Barbour	8:03	77	100%	13721	42	9:47	80	0.0%	13763	0	42.1	01712141	959/961
6/18/01	Sanchez	11:10	86	100%	13763	42	1:10	91	0.0%	13811	0	47.8	01712141	964/968
6/18/01	Sanchez	5:00	94	75%	13811	32	6:00	107	25.0%	13843	12	30.2	01712141	968/972
6/19/01	Sanchez	11:00	85	100%	13843	42	12:10	93	0.0%	13881	0	39.6	01712141	972/975
6/19/01	Sanchez	3:20	92	80%	13881	36	4:50	92	0.0%	13922	0	40.8	01712141	975/980
6/20/01	Sanchez	10:20	85	100%	13922	42	12:00	89	0.0%	13961	0	38.8	01712141	980/983
6/20/01	Sanchez	3:00	91	80%	13961	38	4:40	91	0.0%	14001	0	40.2	01712141	983/988
6/21/01	Sanchez	10:00	86	100%	14001	42	12:00	92	0.0%	14041	0	40.0	01712141	988/991
6/21/01	Sanchez	3:20	95	80%	14041	32	4:50	94	0.0%	14081	0	40.1	01712141	991/996
6/22/01	Sanchez	10:10	89	100%	14081	42	11:32	92	0.0%	14121	0	40.3	01712141	996/999
6/22/01	Sanchez	3:35	98	98%	14121	42	5:00	98	0.0%	14160	0	38.8	01712141	999/1004
6/23/01	Barbour	9:15	82	100%	14160	42	11:12	87	0.0%	14206	0	46.6	01712141	1004/1008
6/24/01	Barbour	9:45	81	100%	14206	46	11:34	86	0.0%	14249	0	42.9	01712141	1008/1013
6/25/01	Sanchez	10:45	80	100%	14249	42	12:45	85	0.0%	14293	0	43.4	01712141	1013/1015
6/25/01	Sanchez	3:30	83	73%	14293	36	5:30	99	0.0%	14332	0	39.9	01712141	1015/1020
6/26/01	Sanchez	10:00	81	100%	14332	43	12:00	88	0.0%	14372	0	39.7	01712141	1020/1023
6/26/01	Sanchez	3:10	87	97%	14372	40	4:30	95	0.0%	14413	0	40.6	01712141	1023/32
6/27/01	Sanchez	10:00	80	100%	14413	43	11:45	83	0.0%	14454	0	40.8	01712141	1032/
6/28/01	Sanchez	10:45	80	100%	14454	44	12:20	87	0.0%	14496	0	43.8	01712141	/1035
6/28/01	Sanchez	3:20	91	74%	14497	32	4:45	90	0.0%	14535	0	39.1	01712141	1035/1041
6/29/01	Sanchez	10:20	82	100%	14535	43		86	0.0%	14574	0	38.6	01712141	1041/
6/29/01	Sanchez	3:40	90	100%	14574	42	4:24	91	0.0%	14593	0	19.1	01712141	

Comments (Dated):


Vehicle Number	1
----------------	---

Date	Driver	Start					End					Trip Dist.	AC meter#	AC kWh Start/End
		Time	Amb Temp	SOC	Odo	DTE	Time	Amb Temp	SOC	Odo	DTE			
6/30/01	Barbour	8:15	78	100%	14593	42	10:02	82	0.0%	14637	0	43.9	01139878	1047/1051
7/1/01	Barbour	8:07	74	100%	14637	45	9:59	83	0.0%	14683	0	45.8	01139878	1051/1056
7/2/01	Sanchez	10:30	82	100%	14683	44	11:40	91	0.0%	14723	0	40.5	01139878	1056/1059
7/2/01	Sanchez	3:15	100	75%	14723	39	4:30	98	0.0%	14763	0	40.2	01139878	1059/1064
7/3/01	Sanchez	11:00	92	100%	14763	43	12:30	92	0.0%	14806	0	40.1	01139878	1064/1069
7/5/01	Sanchez	11:00	71	100%	14806	43	12:24	71	0.0%	14841	0	34.9	01139878	1069/1072
7/5/01	Sanchez	4:10	97	100%	14841	39	5:45	92	0.0%	14881	0	40.4	01139878	1072/1074
7/6/01	Sanchez	10:50	80	100%	14881	43	12:10	90	0.0%	14921	0	40.0	01139878	1074/1079
7/6/01	Sanchez	3:15	90	74%	14921	39	5:00	92	0.0%	14961	0	39.7	01139878	1079/1084
7/7/01	Barbour	7:40	76	100%	14961	41	9:31	81	0.0%	15004	0	42.8	01139878	1084/1088
7/8/01	Barbour	10:38	83	100%	15004	29	12:15	87	0.0%	15044	0	40.2	01139878	1088/1096
7/9/01	Sanchez	10:20	77	100%	15044	40	11:37	80	0.0%	15081	0	37.6	01139878	1096/1099
7/10/01	Sanchez	10:30	75	100%	15081	39	12:25	77	0.0%	15122	0	40.9	01139878	1099/1104
7/10/01	Sanchez	1:30	85	80%	15122	40	5:30	95	0.0%	15162	0	40.1	01139878	1104/1107
7/11/01	Sanchez	10:20	70	100%	15162	40	12:30	80	0.0%	15208	0	45.2	01139878	1107/1112
7/11/01	Sanchez	3:45	86	60%	15208	38	5:15	80	0.0%	15248	0	40.0	01139878	1112/1116
7/12/01	Sanchez	1:30	87	100%	15248	41	2:54	90	0.0%	15288	0	40.6	01139878	1116/
7/13/01	Sanchez	10:20	81	100%	15288	28	12:00	85	0.0%	15328	0	39.6	01139878	
7/13/01	Barbour	5:11	90	100%	15328	42	6:23	88	52.0%	15353	24	25.1	01139878	1120/1123
7/15/01	Barbour	7:06	67	100%	15353	42	8:42	68	0.0%	15395	0	42.1	01139878	1123/1126
7/15/01	Barbour	11:45	78	80%	15395	36	1:20	84	0.0%	15433	0	37.6	01139878	1126/1131
7/17/01	Sanchez	8:30	69	100%	15433	42	10:25	74	0.0%	15470	0	37.5	01139878	1131/1133
7/17/01	Sanchez	1:30	81	75%	15470	30	3:25	83	0.0%	15510	0	40.2	01139878	1133/
7/18/01	Sanchez	9:00	70	100%	15510	41	10:45	75	0.0%	15550	0	40.3	01139878	
7/18/01	Sanchez	1:45	84	74%	15550	30	3:15	86	0.0%	15591	0	40.3	01139878	

Comments (Dated):


Vehicle Number	1
----------------	---

Date	Driver	Start					End					Trip Dist.	AC meter#	AC kWh Start/End
		Time	Amb Temp	SOC	Odo	DTE	Time	Amb Temp	SOC	Odo	DTE			
7/18/01	Barbour	5:30	87	40%	15591	19	6:30	84	0.0%	15610	0	19.3	01712141	1143/1147
7/19/01	Sanchez	10:40	77	100%	15610	42	12:10	80	0.0%	15851	0	40.7	01712141	1147/1152
7/20/01	Sanchez	10:40	74	100%	15851	41	1:50	85	0.0%	15702	0	51.8	01712141	1152/1158
7/21/01	Barbour	7:46	74	100%	15702	40	9:24	78	0.0%	15742	0	39.8	01712141	1158/1163
7/22/01	Barbour	6:17	60	100%	15742	41	8:09	74	0.0%	15784	0	42.1	01712141	1163/1166
7/22/01	Barbour	11:30	80	85%	15784	36	1:15	85	0.0%	15826	0	42.2	01712141	1166/1173
7/23/01	Sanchez	12:00	78	100%	15826	43	1:45	83	0.0%	15867	0	40.3	01712141	1173/1178
7/23/01	Sanchez	4:40	85	70%	15867	32	6:45	90	0.0%	15907	0	40.1	01712141	1178/
7/24/01	Sanchez	10:15	75	100%	15907	43	12:15	79	0.0%	15947	0	40.1	01712141	1181
7/24/01	Sanchez	3:00	86	60%	15947	30	5:00	85	0.0%	15988	0	41.2	01712141	1181/1186
7/25/01	Sanchez	10:30	73	100%	15988	42	12:44	81	0.0%	16030	0	41.7	01712141	1186/1189
7/25/01	Sanchez	4:00	85	75%	16030	31	5:32	90	0.0%	16067	0	37.0	01712141	1189/1194
7/26/01	Sanchez	10:30	77	100%	16067	41	12:40	84	0.0%	16108	0	40.1	01712141	1194/1197
7/26/01	Sanchez	3:40	90	60%	16108	27	5:45	97	0.0%	16148	0	40.3	01712141	1197/1203
7/27/01	Sanchez	10:29	78	100%	16148	41	12:31	84	0.0%	16188	0	40.2	01712141	1203/1206
7/27/01	Sanchez	4:00	93	76%	16188	27	4:30	77	0.0%	16196	0	7.7	01712141	1206/1209
7/28/01	Barbour	9:46	79	100%	16196	41	11:44	87	35.0%	16240	0	44.4	01712141	1209/1213
7/29/01	Barbour	6:57	66	100%	16240	34	8:45	73	0.0%	16282	0	42.2	01712141	1213/1217
7/29/01	Barbour	12:13	82	90%	16282	40	1:32	87	0.0%	16313	0	31.2	01712141	1217/1220
7/30/01	Sanchez	8:35	70	100%	16313	42	10:50	76	0.0%	16353	0	40.0	01712141	1220/1223
7/30/01	Sanchez	1:50	80	62%	16353	27	4:00	83	0.0%	16393	0	40.0	01712141	1223/1229
7/31/01	Sanchez	11:00	77	100%	16393	40	12:45	80	0.0%	16433	0	39.8	01712141	1229/1232
7/31/01	Sanchez	4:30	85	100%	16433	41	6:30	92	0.0%	16473	0	40.1	01712141	1232/1237
8/1/01	Sanchez	11:00	77	100%	16473	41	1:00	82	0.0%	16515	0	41.9	01712141	1237/1240
8/1/01	Sanchez	4:05	85	60%	16515	20	5:25	85	0.0%	16550	0	35	01712141	1240/

Comments (Dated):

Vehicle Number	1
----------------	---

Date	Driver	Start					End					Trip Dist.	AC meter#	AC kWh Start/End
		Time	Amb Temp	SOC	Odo	DTE	Time	Amb Temp	SOC	Odo	DTE			
8/2/01	Sanchez	11:00	77	100%	16550	40	12:30	82	16593	0	42.4	01139878	1245	
8/2/01	Sanchez	4:00	88	75%	16593	30	6:00	90	16634	0	41.8	01139878	1245/1249	
8/3/01	Sanchez	9:00	71	100%	16634	41	11:00	78	16674	0	39.7	01139878	1249/1254	
8/3/01	Sanchez	4:30	89	100%	16674	40	6:00	84.7	16714	0	40.4	01139878	1254/1258	
8/4/01	Sanchez	6:55	61	100%	16714	40	8:38	66	16757	0	42.2	01139878	1263/1268	
8/5/01	Barbour	9:45	78	100%	16757	42	11:49	87	16806	0	49.2	01139878	1268/1273	
8/6/01	Sanchez	11:15	86	100%	16806	42	12:30	92	16846	0	40.1	01139878	1273/1277	
8/6/01	Barbour	5:00	92	100%	16846	40	6:23	88	16873	22	27.1	01139878	1277/1280	
8/7/01	Sanchez	10:00	85	100%	16873	41	12:00	90	16918		45.2	01139878	1280/1283	
8/7/01	Sanchez	2:45	98	60%	16918	25	4:30	97	16953	0	34.8	01139878	1283/1286	
8/8/01	Sanchez	11:25	85	60%	16953	29	11:40	88	16988	0	35.3	01139878	1286/1288	
8/8/01	Sanchez	3:10	92	50%	16988	22	4:15	90	17018	0	30.3	01139878	1288/1294	
8/9/01	Sanchez	1:30	84	100%	17018	43	3:20	91	17058	0	39.8	01139878	1294/1296	
8/9/01	Barbour	5:10	90	65%	17058	29	6:22	87	17081	12	22.6	01139878	1296/1300	
8/10/01	Sanchez	10:25	76	100%	17081	43	12:03	83	17121	0	40.0	01139878	1300/1303	
8/10/01	Sanchez	3:30	92	75%	17121	33	5:00	91	17161	0	39.9	01139878	1303/1308	
8/11/01	Barbour	11:35	82	100%	17161	41	1:32	88	17205	0	44.1	01139878	1308/1315	
8/12/01	Barbour			100%						0		01139878	1315/1319	
8/13/01	Sanchez	10:40	83	100%	17205	42	12:30	89	17245	0	40.6	01139878	1319/	
8/13/01	Sanchez	3:20	96	60%	17245	22	4:30	94	17268	0	22.4	01139878	/1322	
8/14/01	Sanchez	10:30	87	100%	17268	42	11:43	91	17307	0	39.7	01139878	1322/1328	
8/14/01	Sanchez	2:30	98	75%	17307	33	4:20	100	17347	0	39.8	01139878	1328/1332	
8/15/01	Sanchez	11:20	90	100%	17347	42	2:00	96	17388	0	40.5	01139878	1332/1335	
8/16/01	Sanchez	10:30	85	100%	17388	43	12:15	90	17428	0	40.2	01139878	1335/	
8/16/01	Sanchez	3:20	95	74%	17428	30	5:11	96	17467	0	39	01139878		

Comments (Dated):

---



---



---



---



---



Vehicle Number	1
----------------	---

Date	Driver	Start					End					Trip Dist.	AC meter#	AC kWh Start/End
		Time	Amb Temp	SOC	Odo	DTE	Time	Amb Temp	SOC	Odo	DTE			
8/17/01	Sanchez	10:15	90	100%	17467	42	11:30	90	0.0%	17506	0	39.0	01712141	/1341
8/17/01	Sanchez	3:00	96	50%	17506	20	4:30	96	0.0%	17536	0	30.0	01712141	1341/1348
									0.0%		0		01712141	1348/1353
8/18/01	Barbour	10:13	86	100%	17536	42	12:10	93	0.0%	17585	0	49.1	01712141	1353/1356
8/19/01	Sanchez	8:10	72	100%	17585	43	10:10	80	0.0%	17625	0	40.0	01712141	1356/1361
8/19/01	Sanchez	1:10	88	74%	17625	30	3:00	89	0.0%	17666	0	40.8	01712141	1361/1363
8/20/01	Sanchez	10:35	73	10%	17666	40	12:40	80	0.0%	17708	0	40.1	01712141	1363/1369
8/20/01	Sanchez	3:30	83	74%	17708	34	5:15	82	0.0%	17746	0	40.0	01712141	1369/1371
8/21/01	Sanchez	10:25	73	100%	17746	44	12:30	75	0.0%	17787	0	41.5	01712141	1371/1376
8/22/01	Sanchez	3:10	82	60%	17787	24	5:00	81	0.0%	17823	0	36.1	01712141	1376/1377
8/23/01	Barbour	6:26	62	100%	17823	42	7:32	65	0.0%	17845	0	21.2	01712141	1377/1380
8/23/01	Sanchez	8:00	61	74%	17845	32	10:00	70	0.0%	17885	0	40.0	01712141	1380/1386
8/23/01	Sanchez	1:30	81	66%	17885	30	3:20	85	0.0%	17924	0	39.8	01712141	1386/1390
8/24/01	Sanchez	10:30	77	100%	17924	42	11:50	85	0.0%	17964	0	40.0	01712141	1390/1395
8/24/01	Sanchez	4:10	90	100%	17964	41	5:40	83	0.0%	18004	0	39.8	01712141	1395/1399
8/25/01	Barbour	11:16	85	100%	18004	43	1:14	88	0.0%	18049	0	40.0	01712141	1399/1403
8/26/01	Barbour	8:23	73	100%	18049	43	10:21	91	0.0%	18095	0	40.1	01712141	1403/1406
8/27/01	Sanchez	10:10	80	100%	18095	43	11:30	81	0.0%	18135	0	44.7	01712141	1406/1411
8/27/01	Sanchez	3:55	76	93%	18135	37		87	0.0%	18175	0	45.7	01712141	1411/1415
8/28/01	Sanchez	1:00	79	100%	18175	42	11:36	84	0.0%	18215	0	40.1	01712141	1415/1420
8/28/01	Sanchez	3:20	89	75%	18215	31	4:30	85	0.0%	18255	0	40.0	01712141	1420/1423
8/29/01	Sanchez	8:00	65	100%	18255	41	9:50	72	0.0%	18294	0	40.0	01712141	1423/1428
8/29/01	Sanchez	12:00	80	74%	18294	29	2:08	81	0.0%	18334	0	39.8	01712141	1428/1432
8/30/01	Sanchez	10:30	70	100%	18334	41	11:45	76	0.0%	18375	0	40.6	01712141	1432/
8/30/01	Sanchez	3:30	86	98%	18375	39	5:00	85	0.0%	18415	0	40.1	01712141	

Comments (Dated):

---



---



---



---



---

Vehicle Number	1
----------------	---

Date	Driver	Start					End					Trip Dist.	AC meter#	AC kWh Start/End	
		Time	Amb Temp	SOC	Odo	DTE	Time	Amb Temp	SOC	Odo	DTE				
8/31/01	Sanchez	10:35	75	100%	18415	42								01712141	/1440
8/31/01	Barbour	4:32	85	90%	18456	38	6:00	82	0.0%	18486	0	29.6	01712141	1440/1444	
9/1/01	Barbour	10:58	81	100%	18486	42	1:00	86	0.0%	18526	0	40.1	01712141	1444/1415	
9/5/01	Sanchez	8:45	74	100%	18526	42	9:30	76	0.0%	18536	0	10.4	01712141	1415/1451	
9/5/01	Sanchez	2:15	90	100%	18536	47	4:10	87	0.0%	18576	0	40.5	01712141	1451/1456	
9/6/01	Sanchez	10:35	76	100%	18576	42	12:00	76	0.0%	18614	0	37.9	01712141	1456/1459	
9/6/01	Sanchez	3:00	81	74%	18614	27	4:40	80	0.0%	18654	0	40.0	01712141	1459/1464	
9/7/01	Sanchez	10:20	72	100%	18654	40	11:40	71	0.0%	18695	0	40.2	01712141	1464/1468	
9/7/01	Sanchez	3:40	81	100%	18695	39	5:00	80	0.0%	18735	0	40.2	01712141	1468/1472	
9/8/01	Barbour	9:12	71	100%	18735	40	10:52	74	0.0%	18777	0	42.5	01712141	1472/1475	
9/8/01	Barbour	1:56	78	90%	18777	38	3:41	81	0.0%	18819	0	42.3	01712141	1475/1480	
9/9/01	Barbour	7:05	63	100%	18819	42	8:54	65	0.0%	18863	0	43.9	01712141	1480/1483	
9/9/01	Barbour	12:01	74	75%	18863	32	1:34	77	0.0%	18898	0	34.7	01712141	1483/1487	
9/10/01	Sanchez	10:20	73	100%	18898	45	12:00	72	0.0%	18936	0	37.8	01712141	1487/1492	
9/10/01	Sanchez	4:00	80	100%	18936	40	4:45	82	0.0%	18947	0	11.8	01712141	1492/1493	
9/12/01	Sanchez	10:50	75	100%	18947	41	11:45	75	0.0%	18967	0	20.1	01712141	1493/1496	
9/13/01	Sanchez	10:00	72	80%	18967	40	11:55	81	0.0%	19007	0	39.7	01712141	1496/1499	
9/13/01	Sanchez	3:30	88	100%	19007	41	5:00	82	0.0%	19047	0	39.6	01712141	1499/1504	
9/14/01	Sanchez	10:15	80	100%	19047	42	12:06	83	0.0%	19089	0	42.2	01712141	1504/1507	
9/17/01	Sanchez	10:45	70	100%	19089	42	3:10	75	0.0%	19115	0	26.0	01712141	1507/1510	
													01712141	1510/	

Comments (Dated):

Sep. 17- Postal Van #1 discharged rapidly at 25 miles and stopped at 26 miles around 12:10pm. Van was towed by Haddicks back to EVTC.

Vehicle Number	2
----------------	---

Date	Driver	Start					End					Trip Dist.	AC meter#	AC kWh Start/End
		Time	Amb Temp	SOC	Odo	DTE	Time	Amb Temp	SOC	Odo	DTE			
8/30/00	Sanchez	1:25	78.1	100%	143	42	221	82.8	25.0%	164	15	21.1	01712275	722/725
8/31/00	Sanchez	1:20	77.4	100%	164	42	3:05	79.7	0.0%	210	0	46.0	01712275	725/730
9/1/00	Sanchez	9:05	68.1	100%	210	42	10:42	70.7	0.0%	254	0	43.9	01712275	730/739
9/5/00	Sanchez	1:05	85.1	100%	254	42	0:00	89.6	0.0%	298	0	44.1	01712275	739/753
9/6/00	Sanchez	9:30	77.2	100%	298	40	1:20				32.6			/
9/9/00	Barbour	9:10	74.8	100%	331	44	11:00	85.8	0.0%	372	7	41.4	01308606	753/781
9/10/00	Barbour	8:35	65.8	100%	372	44	10:20	73.4	0.0%	415	6	42.7	01308606	781/889
9/14/00	Sanchez	1:50	93.7	100%	518	43	3:30	96.4	0.0%	559	0	40.8	01308606	889/918
9/15/00	Sanchez	9:30	74.9	100%	559	43	10:10	86.4	0.0%	601	0	42.2	01308606	918/936
9/15/00	Sanchez	1:50	98	90%	601	31	3:10	96	0.0%	634	0	33.5	01308606	936/965
9/16/00	Barbour	6:50	72.7	100%	634	43	8:40	78.9	2.0%	675	6	40.8	01308606	965/993
9/17/00	Barbour	6:15	72.8	100%	675	44	8:06	75.8	0.0%	720	0	45.0	01308606	993/1010
9/17/00	Barbour	11:20	85.6	75%	720	32	12:25	94.3	0.0%	748	2	27.9	01308606	1010/
9/18/00	Diaz	8:50	87	100%	748	43	10:26	89		789	7	40.7	01308606	/
9/18/00	Diaz	2:00	9:10	100%	789	41	4:08	92.3	0.0%	830	1	40.6	01308606	/
9/19/00	Diaz	9:00	85.4	100%	830	43	10:26	87.3	0.0%	868	3	38.4	01308606	/
9/19/00	Diaz	2:40	92.1	100%	868	41	4:17	91	2.0%	906	7	37.8	01308606	/
9/20/00	Diaz	8:31	80	100%	906	43	10:15	82.6	2.0%	944	7	38.4	01308606	/
9/20/00	Diaz	2:00	85.4	100%	944	40	3:50	84.8	2.0%	982	7	38.4	01308606	/
9/21/00	Diaz	8:40	77	100%	982	43	10:30	82.3	0.0%	1020	6	38.6	01308606	/1204
9/21/00	Diaz	2:40	71	100%	1020	42	5:15	71.4	8.0%	1061	8	40.8	01308606	1204/1238
9/23/00	Barbour	11:30	75.9	100%	1061	44	1:25	77.1	0.0%	1105	0	43.8	01308606	1238/1265
9/24/00	Barbour	6:55	56.1	100%	1105	45	8:28	63.7	0.0%	1146	0	40.6	01308606	1265/
													01308606	/

Comments (Dated): 9-11-00 steering wheel became hard when car went into power limit. Car was charged. 9-12-00 steering was still hard. no power steering power steering pump replaced and high voltage fuse for same replaced. 9-24-00 vehicle range depleted rapidly after DTE reached 10. Vehicle went into power limit mode.

Vehicle Number	2
----------------	---

Date	Driver	Start					End					Trip Dist.	AC meter#	AC kWh Start/End
		Time	Amb Temp	SOC	Odo	DTE	Time	Amb Temp	SOC	Odo	DTE			
9/25/00	Sanchez	1:00	86.5	100%	1146	43	2:59	100	0.0%	1187	5	41.3	01308606	1295/
9/26/00	Diaz	2:00	87.9	100%	1187	43	3:45		9.0%	1223	8	35.8	01308606	/1347
9/27/00	Sanchez	10:40	73.3	100%	1223	43	1:12	72.9	0.0%	1263	0	40.6	01308606	1347 /1378
9/28/00	Sanchez	3:37	84	100%	1263	60	4:14	72	25.0%	1277	25	13.5	01308606	1378 /1391
9/28/00	Sanchez	8:20	68	100%	1277	40	10:20	72.1	0.0%	1318	0	41.6	01308606	1391/1421
9/30/00	Barbour	8:00	63.1	100%	1318	40	9:48	64.6	0.0%	1358	2	40.0	01308606	1421/1450
10/1/00	Barbour	10:00	71.6	100%	1358	41	11:28	75.7	0.0%	1399	0	40.6	01308606	1450/1478
10/2/00	Sanchez	1:30	82.4	100%	1399	42	4:20	87.8	0.0%	1434	0	35.5	01308606	1478/1515
10/5/00	Ruiz	11:00	22.5	100%	1434	42	12:00	77.7	49.0%	1455	20	21.0	01308606	1515/
10/5/00	Ruiz	1:30	81	49%	1455	19	2:00	82.7	0.0%	1469	1	34.9	01308606	1514/1538
10/7/00	Barbour	7:30	64.3	100%	1469	40	9:05	66.9	0.0%	1503	0	34.0	01308606	1538/
10/10/00	Ruiz	3:35		100%	1503	38	4:35		48.0%	1524	18	21.1	01308606	1580/
10/11/00	Ruiz	4:00		100%	1524	38	4:55		47.0%	1545	18	21.1	01308606	1599/1545
10/12/00	Barbour	8:40	61.2	100%	1545	37	10:15	63.3	0.0%	1584	0	38.5	01308606	1545/1642
10/13/00	Sanchez	2:00	82.3	100%	1584	37	2:47	84.3	45.0%	1605	15	21.3	01308606	1642/1657
10/15/00	Barbour	8:40	61.7	100%	1605	37	10:39	66.9	0.0%	1652	0	47.3	01308606	1657/1686
10/16/00	Sanchez	8:20	60.4	100%	1652	40	9:47	73	0.0%	1686	0	33.6	01308606	1686/1701
10/16/00	Sanchez	12:35	92.1	75%	1686	30	1:45	89.1	1.0%	1717	2	31.1	01308606	1701/1728
10/17/00	Sanchez	10:25	87.4	100%	1717	40	11:40	88.2	0.0%	1752	2	34.8	01308606	1728/1755
10/18/00	Sanchez	12:40	71.6	100%	1752	37	2:15	73.8	1.0%	1786	4	34.3	01308606	1755/1780
10/19/00	Sanchez	11:10	68	100%	1786	37	14:15	81	0.0%	1823	0	36.8	01308606	1780/1798
10/19/00	Sanchez	4:20	85	80%	1823	38	5:21	78	48.0%	1841	17	18.0	01308606	1798/1816
10/20/00	Sanchez	10:15	84.7	100%	1841	37	11:40	77.9	0.0%	1876	0	34.7	01308606	1816/1835
10/20/00	Sanchez	3:10	84.7	100%	1876	31	4:08	80	15.0%	1897	0	21.6	01308606	1835/1855
10/21/00	Barbour	9:48	65.3	100%	1897	35	11:31	70.9	0.0%	1938	0	40.6	01308606	1855/1891

Comments (Dated): POWER LIMIT ON @27.8(1017)

Vehicle Number	2
----------------	---

Date	Driver	Start					End					Trip Dist.	AC meter#	AC kWh Start/End
		Time	Amb Temp	SOC	Odo	DTE	Time	Amb Temp	SOC	Odo	DTE			
10/23/00	Sanchez	12:00	82.4	100%	1938	38	1:30	75.7	0.0%	1969	2	31.2	01308606	1891/1896
10/23/00	Sanchez	2:00	81	25%	1969	10	2:45	77	0.0%	1985	3	15.8	01308606	1896/1921
10/24/00	Sanchez	10:35	69.4	100%	1985	38	11:45	76.3	2.0%	2017	2	32.1	01308606	1921/1938
10/24/00	Sanchez	2:50	83.8	98%	2017	32	4:10	77.4	0.0%	2049	4	32.5	01308606	1938/1963
10/25/00	Sanchez	10:30	81.5	100%	2049	36	12:00	78	0.0%	2085	0	35.5	01308606	1963/1998
10/26/00	Sanchez	10:15	62	100%	2085	36	11:32	64	0.0%	2118	0	32.9	01308606	1998/2009
10/26/00	Sanchez	3:32	57	100%	2118	32	4:16	67	50.0%	2137	17	19.6	01308606	2009/2028
10/27/00	Sanchez	11:00	60	100%	2137	32	12:35	69.3	0.0%	2174	0	36.7	01308606	2028/2047
10/27/00	Sanchez	4:15	70.7	100%	2174	30	5:45	67	1.0%	2208	1	33.5	01308606	2047/2088
10/30/00	Sanchez	10:45	68.9	100%	2208	31	12:12	73	0.0%	2242	0	33.7	01308606	2088/2106
10/30/00	Sanchez	4:50	64	100%	2242	32	5:30	60.6	53.0%	2258	18	16.4	01308606	2106/2120
10/31/00	Sanchez	9:52	69.1	100%	2258	32	11:25	72.3	0.0%	2293	0	35.5	01308606	2120/2129
10/31/00	Sanchez	12:57	84.4	30%	2293	12	1:45	75.2	0.0%	2314	0	20.9	01308606	2129/2157
11/1/00	Sanchez	10:00	64	100%	2314	34	11:37	79	0.0%	2353	0	39.9	01308606	2157/2183
11/2/00	Sanchez	10:50	82	100%	2354	38	12:30	79.3	8.0%	2391	9	37.5	01308606	2183/2196
11/2/00	Sanchez	2:52	80	75%	2391	26	4:19	76	0.0%	2432	0	40.3	01308606	2196/2228
11/3/00	Sanchez	10:35	73	100%	2432	38	12:16	79.5	0.0%	2471	0	39.5	01308606	2228/2240
11/3/00	Sanchez	2:40	81.7	60%	2471	21	3:46	77	0.0%	2500	0	28.3	01308606	2240/2268
11/4/00	Barbour	7:20	53.2	100%	2500	37	9:16	62.5	0.0%	2551	0	51.6	01308606	2268/2300
11/5/00	Barbour	10:30	67.3	100%	2551	39	12:12	73.8	0.0%	2595	0	44.1	01308606	2300/2328
11/6/00	Sanchez	10:40	60.3	100%	2595	40	12:20	68.2	48.0%	2619	20	23.6	01308606	2328/2332
11/6/00	Sanchez	1:10	71	70%	2619	23	2:30	72	0.0%	2643	0	23.8	01308606	2332/2340
11/6/00	Sanchez	3:57	64.4	50%	2643	20	4:34	66.4	0.0%	2661	0	18.7	01308606	2340/2371
11/7/00	Sanchez	3:37	69	100%	2661	39	4:00	79	38.0%	2667	36	5.5	01308606	2371/2375
11/8/00	Sanchez	10:10	72	100%	2667	38	11:15	82	0.0%	2699	0	37.5	01308606	2375/2386

Comments (Dated):


Vehicle Number	2
----------------	---

Date	Driver	Start					End					Trip Dist.	AC meter#	AC kWh Start/End
		Time	Amb Temp	SOC	Odo	DTE	Time	Amb Temp	SOC	Odo	DTE			
11/8/00	Sanchez	1:15	80	55%	2699	19	2:28	78	0.0%	2729	1	30.0	01308606	2386/2393
11/8/00	Sanchez	3:50	65	50%	2729	15	4:22	62	23.0%	2741	5	11.8	01308606	2393/2419
11/9/00	Sanchez	8:20	54	100%	2741	39	10:10		0.0%	2781	0	40.2	01712102	2419/2422
11/9/00	Sanchez	11:04	68	100%	2781	8	11:05			2781		0.0	01308606	2434/2482
11/9/00	Sanchez	1:30	66	75%	2781	23	3:00	64	0.0%	2813	1	31.8	01308606	2482/2509
11/21/00	Barbour	10:00	57.4	100%	2813	35	11:47	63.7	0.0%	2856	0	43.1	01308606	2509/2530
11/13/00	Sanchez	1:00	78	100%	2856	34	2:19	80.2	0.0%	2892	0	36.1	01308606	2530/2530
11/14/00	Sanchez	11:20	65	100%	2892	32	12:30	67.3	75.0%	2908	18	16.0	01308606	2553/2569
11/16/00	Sanchez	10:50	64	100%	2908	36	12:10	71	0.0%	2944	2	35.9	01308606	2569/2592
11/16/00	Sanchez	3:20	63	90%	2944	29	4:30	60	0.0%	2977	0	33.4	01308606	2592/2619
11/17/00	Sanchez	11:00	65	100%	2977	31	12:20	67.5	0.0%	3015	0	37.4	01308606	2619/2644
11/17/00	Sanchez	4:45	64	100%	3015	32	6:00	58	50.0%	3038	19	22.9	01308606	2644/2679
11/18/00	Barbour	8:50	66.2	100%	3038	32	10:22	74.8	0.0%	3079	0	41.8	01308606	2679/2706
11/20/00	Sanchez	12:30	75	100%	3080	38	3:00	76	0.0%	3123	2	43.4	01308606	2706/2718
11/21/00	Sanchez	11:00	71	100%	3123	38	12:05	75.2	0.0%	3161	0	38.8	01308606	2718/2750
11/21/00	Sanchez	2:30	72	50%	3161	20	3:30	70	0.0%	3191	0	29.8	01308606	2750/2770
11/22/00	Sanchez	9:30	60	100%	3191	39	10:30	63	0.0%	3230	0	39.0	01308606	2770/2821
11/22/00	Sanchez	2:15	62	100%	3230	32	4:15	60	0.0%	3275	0	44.8	01308606	2821
11/25/00	Barbour	8:55	59.2	100%	3275	35	10:16	68.8	0.0%	3312	0	37.5	01308606	/
														/
														/
														/
														/
														/
														/

Comments (Dated): 11-13-00 weights

---



---



---



---



---

Vehicle Number	2
----------------	---

Date	Driver	Start					End					Trip Dist.	AC meter#	AC kWh Start/End
		Time	Amb Temp	SOC	Odo	DTE	Time	Amb Temp	SOC	Odo	DTE			
11/27/00	Neil	4:25	76	100%	3312	39	5:30	60	35.0%	3335	17	22.4	01308606	/2877
11/28/00	Sanchez	9:30	65.9	100%	3335	32	11:21	72.7	0.0%	3375	0	40.7	01308606	2877/2896
11/28/00	Sanchez	2:55	74.4	75%	3375	29	4:21	70.5	0.0%	3416	0	40.2	01308606	2896/2927
11/29/00	Sanchez	10:40	60.4	100%	3416	39	12:00	64.7	0.0%	3456	0	39.0	01308606	2927/2947
11/29/00	Sanchez	3:35	67	100%	3455	32	5:04	64	0.0%	3495	0	40.1	01308606	2947/2977
11/30/00	Sanchez	10:45	64	100%	3495	34	11:45	66	0.0%	3531	0	35.7	01308606	2977/2998
11/30/00	Sanchez	3:55	68.5	100%	3531	31	5:10	65.1	0.0%	3570	0	40.0	01308606	2998/3026
12/1/00	Sanchez	10:45	63.3	100%	3570	32	12:28	66.9	0.0%	3613	0	42.9	01308606	3026/3068
12/3/00	Barbour	8:25	58.7	100%	3613	37	9:46	62.2	7.0%	3643	0	29.3	01308606	3068/3093
12/4/00	Sanchez	11:30	73	100%	3643	32	1:30	75.7	0.0%	3683	0	40.1	01308606	3093/3105
12/4/00	Sanchez	3:40	75.1	60%	3683	20	4:30	71	0.0%	3710	0	27.0	01308606	3105/3134
12/5/00	Sanchez	10:35	73	100%	3710	30	12:05	75.5	0.0%	3751	0	41.1	01308606	3134/3152
12/5/00	Sanchez	3:30	77.6	75%	3751	27	4:45	73.5	0.0%	3791	0	40.3	01308606	3152/3182
12/6/00	Sanchez	8:45		100%	3791	31	10:50	69.3	0.0%	3833	0	41.4	01308606	3182/3203
12/6/00	Sanchez	3:00	70.2	100%	3833	30	4:05	69.6	0.0%	3873	0	40.0	01308606	3203/3231
12/7/00	Sanchez	8:15	63.8	100%	3873	30	9:47	67.3	0.0%	3914	0	40.9	01308606	3231/3254
12/7/00	Sanchez	3:45		100%	3914	31	4:40	70.9	50.0%	3935	0	21.9	01308606	3254/3272
12/8/00	Sanchez	10:05	62	100%	3935	30	11:48	62.1	0.0%	3978	0	42.6	01308606	3272/3274
12/8/00	Sanchez	12:00	62.6	0%	3978	0	4:25	61.2	0.0%	3984	0	5.4	01308606	3274/3312
12/9/00	Barbour	10:10	57.5	100%	3984	32	11:37	58.1	0.0%	4021	4	37.3	01308606	3312/3339
12/10/00	Barbour	8:35	53.6	100%	4021	38	10:04	55.9	0.0%	4058	0	37.4	01308606	3339/3369
12/11/00	Sanchez	10:35	60	100%	4058	32	11:00	60	77.0%	4067	30	8.9	01308606	3369/3369
12/12/00	Sanchez	9:30	62.2	73%	4067	29	10:40	59.1	0.0%	4094	0	27.2	01308606	3369/3379
12/12/00	Sanchez	12:58	69	50%	4094	17	2:00	63.2	0.0%	4124	0	29.9	01308606	3379/3388
12/12/00	Sanchez	3:40	61	30%	4124	15	4:22	61.1	0.0%	4139	0	15.5	01308606	3388/3420

Comments (Dated): \*12/12/00 took the van down and left on 12/3 power limit on at 27.6 miles-vehicle towed to EVTC  
 ON 12-12-00 charger "Service Required" light came on. Jr. Ruiz reset the fuse box by turning it off and on. Charger is now working normal (F. Sai

Vehicle Number	2
----------------	---

Date	Driver	Start					End					Trip Dist.	AC meter#	AC kWh Start/End
		Time	Amb Temp	SOC	Odo	DTE	Time	Amb Temp	SOC	Odo	DTE			
12/13/00	Sanchez	10:20	63.2	100%	4139	39	12:00	59.6	0.0%	4180	0	40.0	01308606	3420/3438
12/13/00	Sanchez	3:10	64	77%	4180	30	4:15	62	47.0%	4204	18	23.7	01308606	3438/3459
12/14/00	Sanchez	10:10	61	100%	4204	38	12:00	61.2	0.0%	4248	0	44.5	01308606	3490/3494
12/15/00	Sanchez	9:50	62	100%	4248	38	1:35	72	0.0%	4290	0	41.6	01308606	3494/3538
12/18/00	Sanchez	2:20	74	100%	4290	38	4:20	70	0.0%	4335	0	45.3	01308606	3538/3565
12/18/00	Sanchez	3:40	71.5	100%	4335	40	4:15	71.9	0.0%	4345	0	10.4	01308606	3565/3576
12/19/00	Sanchez	10:00	63.8	100%	4345	39	11:40	67.5	0.0%	4387	0	41.2	01308606	3576/3598
12/19/00	Sanchez	3:50	70.1	100%	4387	37	5:37	67.5	15.0%	4427	8	40.6	01308606	3598/3631
12/20/00	Sanchez	9:50	65	100%	4427	39	4:40	70.1	0.0%	4468	3	41.2	01308606	3631/3654
12/20/00	Sanchez	4:50		100%	4468	38	5:37	69	1.0%	4509	8	41.2	01308606	3654/3684
12/21/00	Sanchez	10:25	6.12	100%	4509	38	11:58	65.7	0.0%	4551	5	41.1	01308606	3684/3713
12/23/00	Barbour	6:40	49.6	100%	4551	38	8:04	54.6	0.0%	4583	0	32.4	01308606	3713/3725
12/23/00	Barbour	10:22	61.4	65%	4583	22	11:18	63.3	0.0%	4610	0	26.6	01308606	3725/3770
12/26/00	Sanchez	10:10	62	100%	4610	39	12:00	65.8	0.0%	4648	0	38.8	01308606	3770/3791
12/26/00	Sanchez	4:15	67.8	100%	4648	36	5:00	66.9	60.0%	4665	25	17.1	01308606	3791/3485
12/27/00	Sanchez	11:00	64	100%	4665	38	12:39	69.5	0.0%	4707	0	41.7	01308606	3485/3836
12/27/00	Sanchez	3:08			4707		3:08						01308606	3836/3836
12/28/00	Sanchez	9:55	66.5	100%	4707	39	11:25	67.9	0.0%	4748	0	41.0	01308606	3836/3855
12/28/00	Sanchez	3:00	63	99%	4748	31	4:38	69	0.0%	4789	0	41.0	01308606	3855/3885
12/29/00	Sanchez	10:45	69.1	100%	4789	39	12:00	82		4815		26.2	01308606	3855/3925
1/2/01	Sanchez	9:40	64	100%	4815	39	11:45	74.4	0.0%	4854	0	38.4	01308606	3925/3957
1/3/01	Sanchez	10:35	72	100%	4854	39	12:10	74.1	0.0%	4895	3	41.1	01308606	3957/3973
1/3/01	Sanchez	3:35	76.8	75%	4895	23	4:50	72.4	23.0%	4923	9	28.1	01308606	3973/4001
1/4/01	Sanchez	10:12	68.5	100%	4923	37	11:13	72.6	48.0%	4945	18	22.2	01308606	4001/4010
1/4/01	Sanchez	12:52	73.8	80%	4945	30	2:00	74.9	48.0%	4966	17	21.5	01308606	4010/4032

12-15-00 van driven down to power limit then left on with Hlights, fan left on. Put back on charge at 4:30.

12-23-00 HEATER ON DISCHARGED ON 12-26-00 ( 1-2-01 DISCHARGED AT 11:45 TO 4:15)



Vehicle Number	2
----------------	---

Date	Driver	Start					End					Trip Dist.	AC meter#	AC kWh Start/End
		Time	Amb Temp	SOC	Odo	DTE	Time	Amb Temp	SOC	Odo	DTE			
1/5/01	Sanchez	10:31	65	100%	4956	35	12:11	67	0.0%	5006	0	39.8	01308606	4032/4066
1/6/01	Barbour	6:05	51	100%	5006	40	7:37	55	0.0%	5048	0	42.0	01308606	4066/4081
1/6/01	Barbour	10:25	61	60%	5048	22	11:46	66	0.0%	5076	0	27.4	01308606	4081/4121
1/8/01	Sanchez	9:25	43	100%	5076	39			0.0%	5111	0	35.5	01308606	4121/
1/9/01	Sanchez	9:20	64	100%	5111	39	10:53		0.0%	5148	0	37.3	01308606	4148/4168
1/9/01	Sanchez	2:35	63.8	100%	5148	30	4:10	62	0.0%	5179	0	30.4	01308606	4168/4192
1/10/01	Sanchez	10:20	50	100%	5179	33	11:47	52	0.0%	5215	0	36.0	01308606	4192/4230
1/12/01	Sanchez	9:15	47	100%	5215	37	11:45	48	0.0%	5249	0	34.1	01308606	4230/4267
1/13/01	Sanchez	8:10	51	100%	5249	36	9:55	53	0.0%	5292	0	42.3	01308606	4267/4297
1/14/01	Barbour	5:45	44	100%	5292	36	6:54	50	0.0%	5323	0	31.8	01308606	4297/4311
1/14/01	Barbour	10:20	45	60%	5323	20	12:12	64	0.0%	5363	0	40.0	01308606	4311/4326
1/14/01	Sanchez	3:00	63	63%	5363	23	4:00	60	0.0%	5397	0	33.3	01308606	4326/4362
1/15/01	Sanchez	9:55		100%	5397	39	11:33	57	2.0%	5438	3	41.2	01308606	4362/4381
1/15/01	Sanchez	3:09	57	100%	5438	36	4:30	50	3.0%	5478	3	40.0	01308606	4381/4412
1/16/01	Sanchez	9:57	53	100%	5478	40	11:36	58	0.0%	5519	3	41.0	01308606	4412/4432
1/16/01	Sanchez	3:20	52	100%	5519	36	4:15	50	53.0%	5538	21	19.3	01308606	4432/4451
1/17/01	Sanchez	9:45	71	100%	5538	38	11:37	76	0.0%	5579	0	41.2	01308606	4451/4466
1/17/01	Sanchez	2:30	68	75%	5579	28	4:03	65	0.0%	5620	0	40.6	01308606	4466/4500
1/18/01	Sanchez	8:30	43	100%	5620	40	10:00	59	0.0%	5662	0	42.1	01308606	4500/4508
1/18/01	Sanchez	11:35	63	90%	5662	15	12:41	64	0.0%	5689	0	27.0	01308606	4508/4514
1/18/01	Sanchez	1:55	64	25%	5689	13	2:30	63	0.0%	5702	0	12.5	01308606	4514/4548
1/19/01	Sanchez	8:10	56	100%	5702	40	10:50	59	9.0%	5743	0	41.4	01308606	4548/4571
1/19/01	Sanchez	3:15	56	100%	5743	40	5:20	55	0.0%	5774	0	30.9	01308606	4571/4601
1/21/01	Barbour	9:45	59	100%	5774	40	11:17	63	0.0%	5813	0	39.7	01308606	4601/4629
1/22/01	Sanchez	9:45	65	100%	5813	40	11:30	66	0.0%	5852	0	39.0	01308606	4629/4642

Comments (Dated): 1-5-01 DISCHARGED FROM 12:11 TO 4:15 1-12-01 DISCHARGED AT 11:45 TO 4:10

Vehicle Number	2
----------------	---

Date	Driver	Start					End					Trip Dist.	AC meter#	AC kWh Start/End
		Time	Amb Temp	SOC	Odo	DTE	Time	Amb Temp	SOC	Odo	DTE			
1/21/01	Sanchez	2:00	59	60%	5852	21	3:35	57	0.0%	5894	0	41.4	01308606	4642/4678
1/23/01	Sanchez	10:37	61	100%	5894	39	12:15		0.0%	5937	0	43.2	01308606	4678/4692
1/23/01	Sanchez	3:23	71	72%	5937	24	4:45	65	0.0%	5977	0	40.5	01308606	4692/4729
1/24/01	Sanchez	10:55	46	100%	5977	39	12:20	40	0.0%	6017	2	40.0	01308606	4729/4744
1/24/01	Sanchez	3:10	61	75%	6017	37	4:55	61	0.0%	6061	0	44.0	01308606	4744/4780
1/25/01	Sanchez	8:40	52	100%	6061	38	1:00	60	0.0%	6101	0	40.0	01308606	4780/4796
1/25/01	Sanchez	1:15	65	70%	6101	24	3:05	56	0.0%	6141	0	40.0	01308606	4796/4832
1/26/01	Sanchez	9:30	45	100%	6141	39	11:32	49	0.0%	6179	0	38.0	01308606	4832/4853
1/26/01	Sanchez	3:25	47	90%	6179	30	4:53	46	0.0%	6225	0	45.4	01308606	4853/4898
1/28/01	Barbour	7:45	47	100%	6225	39	9:17	49	0.0%	6262	0	37.4	01308606	4898/4912
1/28/01	Barbour	11:48	56	55%	6262	20	12:59	57	0.0%	6288	0	25.8	01308606	4912/4941
1/29/01	Sanchez	2:23	56	100%	6288	36	4:13	54	0.0%	6328	0	40.2	01308606	4941/4970
1/30/01	Sanchez	1:120	50	100%	6328	36	1:15	59	0.0%	6366	0	38.0	01308606	4970/4978
1/30/01	Sanchez	2:50	25	6%	6366	10	3:50		0.0%	6389	0	22.7	01308606	4978/5012
1/31/01	Sanchez	12:00	51	100%	6389	38	1:35	60	0.0%	6427	0	38.4	01308606	5012
														/
														/
														/
														/
														/
														/
														/
														/
														/

Comments (Dated): 1/28-HEATER ON

---



---



---



---



---

Vehicle Number	2
----------------	---

Date	Driver	Start					End					Trip Dist.	AC meter#	AC kWh Start/End
		Time	Amb Temp	SOC	Odo	DTE	Time	Amb Temp	SOC	Odo	DTE			
2/1/01	Sanchez	9:14	54	100%	6427	38	10:47	64	2.0%	6467	2	40.3	01308606	5042/5056
2/1/01	Sanchez	1:25	64	75%	6467	24	2:45	66	0.0%	6507	0	40.0	01308606	5056/5063
2/1/01	Sanchez	4:05	66	48%	6507	20	4:26	66	0.0%	6515	0	7.9	01308606	5063/5091
2/2/01	Sanchez	8:00	46	100%	6515	40	9:37	56	0.0%	6556	0	41.2	01308606	5091/5114
2/2/01	Sanchez	2:00	68	100%	6556	40	3:40	69	0.0%	6601	0	44.4	01308606	5114/5152
2/4/01	Barbour	7:18	54	100%	6601	40	9:14	57	0.0%	6647	0	46.2	01308606	5152/5182
2/5/01	Sanchez	2:45	28	75%	6687	32	4:15	76	0.0%	6727	8	40.2	01308606	5198/5228
2/6/01	Sanchez	8:00	56	100%	6727	41	9:15	60	0.0%	6767	4	40.0	01308606	5228/5257
2/7/01	Sanchez	9:35	47	100%	6767	40	11:05	50	0.0%	6810	0	42.4	01308606	5257/5277
2/7/01	Sanchez	3:47	56	100%	6810	38	4:15	46	0.0%	6850	3	40.7	01308606	5277/5307
2/8/01	Sanchez	9:47	47	100%	6850	40	11:17	52	2.0%	6891	8	40.4	01308606	5307/5328
2/8/01	Sanchez	3:10	56	100%	6891	40	4:33	55	3.0%	6933	9	42.1	01308606	5328/5356
2/9/01	Sanchez	7:55	43	100%	6933	40	9:40	48	3.0%	6973	8	40.0	01308606	5356/5378
2/9/01	Sanchez	2:15	56	100%	6973	40	3:50	57	3.0%	7013	8	40.0	01308606	5378/5408
2/10/01	Sanchez	2:00	51	100%	7013	39	3:40	48	0.0%	7054	0	40.5	01308606	5408/5435
2/11/01	Barbour	7:43	44	100%	7054	40	9:04	46	0.0%	7085	0	31.8	01308606	5435/5462
2/12/01	Sanchez	8:10	47	100%	7085	38	10:05	49	0.0%	7119	0	33.8	01308606	5462/5480
2/12/01	Sanchez	1:32	48	100%	7119	30	3:20	49	0.0%	7159	0	40.0	01308606	5480/5511
2/13/01	Sanchez	8:07	48	100%	7159	31	10:00	49	0.0%	7193	0	33.9	01308606	5511/5532
2/13/01	Sanchez	1:35	48	100%	7193	28	3:00	48	0.0%	7234	0	40.6	01308606	5532/5564
2/14/01	Sanchez	8:10	42	100%	7234	31	10:00	48	0.0%	7274	0	40.2	01308606	5564/5591
2/15/01	Sanchez	8:10	42	100%	7274	37	1:00	50	0.0%	7314	0	40.2	01308606	5591/5610
2/15/01	Sanchez	1:35	52	100%	7314	32	3:17	57	0.0%	7364	0	50.4	01308606	5610/5641
2/16/01	Sanchez	8:10	45	100%	7364	41	9:51	54	0.0%	7406	10	42.0	01308606	5641/5662

Comments (Dated): 2-11-01 HEATER ON 2-12-01 RAIN HEAVY: FLOODING & TRAFFIC

Vehicle Number	2
----------------	---

Date	Driver	Start					End					Trip Dist.	AC meter#	AC kWh Start/End
		Time	Amb Temp	SOC	Odo	DTE	Time	Amb Temp	SOC	Odo	DTE			
2/16/01	Sanchez	1:49	64	100%	7406	42	3:40	64	0.0%	7458	8	51.8	01308606	5662/5691
2/17/01	Barbour	8:33	52	100%	7458	42	10:08	57	0.0%	7501	0	43.3	01308606	5691/5719
2/18/01	Barbour	7:12	51	100%	7501	42	8:31	56	0.0%	7536	0	34.2	01308606	5719/5750
2/20/01	Sanchez	8:07	51	100%	7536	41	9:55	57	0.0%	7576	5	40.2	01308606	5750/5769
2/20/01	Sanchez	1:30	64	100%	7576	39	3:02	61	0.0%	7621	2	45.6	01308606	5769/5797
2/21/01	Sanchez	8:30	54	100%	7621	40	10:00	56	0.0%	7662	4	40.6	01308606	5797/5816
2/21/01	Sanchez	1:32	68	100%	7662	39	2:10	68	60.0%	7680	30	18.2	01308606	5816/5833
2/22/01	Sanchez	8:45	55	100%	7680	42	10:10	61	0.0%	7721	0	40.0	01308606	5833/5851
2/22/01	Sanchez	1:30	63	90%	7721	32	3:00	61	0.0%	7760	0	39.6	01308606	5851/5879
2/23/01	Sanchez	8:40	49	100%	7760	41	10:00	46	0.0%	7800	0	40.2	01308606	5879/5898
2/23/01	Sanchez	1:45	52	75%	7800	30	4:01	54	0.0%	7854	0	54.1	01308606	5898/5938
2/24/01	Barbour	6:57	45	100%	7854	40	8:20	49	0.0%	7894	0	39.4	01308606	5938/5963
2/24/01	Sanchez	1:15	51	100%	7894	40	3:00	48	0.0%	7934	0	40.0	01308606	5963/5998
2/26/01	Sanchez	8:20	53	100%	7934	40	3:35	58	0.0%	7974	0	40.1	01308606	5998/6016
2/26/01	Sanchez	1:00	64	90%	7974	32	2:30	65	0.0%	8014	0	40.0	01308606	6016/6043
2/27/01	Sanchez	9:55	54	100%	8014	41	10:15	56	0.0%	8054	0	40.0	01308606	6043/6065
2/27/01	Sanchez	12:20	47	100%	8054	42	3:47	43	0.0%	8094	0	40.5	01308606	6065/6092
2/28/01	Sanchez	8:40	50	75%	8094	41	10:30	52	0.0%	8140	0	46.0	01308606	6092/6109
2/28/01	Sanchez	1:48	51	75%	8140	30	3:17	54	0.0%	8181	0	40.5	01308606	6109/6142
3/1/01	J.Ruiz	2:25	62	100%	8181	40	3:25	63	43.0%	8203	20	22.1	01308606	6142/6159
3/2/01	Sanchez	8:30	51	100%	8203	40	10:00	55	0.0%	8234	0	30.7	01308606	6159/6178
3/2/01	Sanchez	1:45	62	100%	8234	32	3:10		0.0%	8278	0	44.8	01308606	6178/6209
3/4/01	Barbour	6:35	51	100%	8278	38	7:48	53	0.0%	8310	0	31.8	01308606	6209/6225
3/4/01	Barbour	10:56	55	95%	8310	35	12:27	56	0.0%	8348	0	38.1	01308606	6225/6250
3/5/01	Sanchez	8:20	60	100%	8348	40	9:52	65	0.0%	8309	0	40.6	01308606	6250/6266

Comments (Dated): 2/17 heater on 1st 5 miles. 2/18 heater on. 3/4 heater on

Vehicle Number	2
----------------	---

Date	Driver	Start					End					Trip Dist.	AC meter#	AC kWh Start/End
		Time	Amb Temp	SOC	Odo	DTE	Time	Amb Temp	SOC	Odo	DTE			
3/5/01	Sanchez	1:30	65	75%	8389	37	2:55	64	0.0%	8430	0	40.0	01308606	6266/6296
3/6/01	Sanchez	8:10	58	100%	8430	42	10:00	61	0.0%	8470	0	40.0	01308606	6296/6316
3/6/01	Sanchez	1:30	61	100%	8470	42	4:00	63	0.0%	8510	0	40.4	01308606	6316/6345
3/7/01	Sanchez	8:10	55	100%	8510	41	9:40	56	0.0%	8551	0	40.3	01308606	6345/6366
3/7/01	Sanchez	1:30	65	100%	8551	41	2:55	64	0.0%	8591	0	40.1	01308606	6366/6391
3/8/01	Sanchez	8:40	60	100%	8591	42	10:18	66	0.0%	8631	0	40.7	01308606	6391/6409
3/8/01	Sanchez	1:30	67	90%	8631	36	3:20	68	0.0%	8672	0	41.1	01308606	6409/6437
3/9/01	Sanchez	8:20	55	100%	8672	42	10:00	57	0.0%	8713	0	40.8	01308606	6437/6460
3/9/01	Sanchez	2:30	64	100%	8713	41	4:45	52	0.0%	8756	0	43.3	01308606	6460/6490
3/10/01	Barbour	8:10	51	100%	8756	41	9:52	57	0.0%	8799	0	42.3	01308606	6490/6516
3/11/01	Barbour	8:06	54	100%	8799	40	9:43	59	0.0%	8841	0	42.0	01308606	6516/6542
3/12/01	Sanchez	8:15	53	100%	8841	40	10:05	58	0.0%	8883	0	42.8	01308606	6542/6559
3/12/01	Sanchez	1:30	67	77%	8883	32	3:13	72	0.0%	8924	0	40.2	01308606	6559/6587
3/13/01	Sanchez	8:10	54	100%	8924	41	9:50	60	0.0%	8964	0	40.0	01308606	6587/6607
3/13/01	Sanchez	1:30	70	90%	8964	40	3:12	70	0.0%	9007	0	43.0	01308606	6607/6635
3/14/01	Sanchez	8:30	54	100%	9007	41	10:00	60	0.0%	9047	0	40.0	01308606	6635/6658
3/14/01	Sanchez	3:45	67	100%	9047	41	4:30	67	60.0%	9065	29	18.7	01308606	6658/6672
3/15/01	Sanchez	9:30	62	100%	9065	41	11:10	63	0.0%	9106	0	40.5	01308606	6672/6689
3/15/01	Sanchez	2:40	63	75%	9106	30	4:12	67	0.0%	9148	0	42.2	01308606	6689/6722
3/16/01	Sanchez	8:15	57	100%	9148	40	10:15	63	0.0%	9189	0	41.4	01308606	6722/6738
3/16/01	Sanchez	1:30	75	65%	9189	35	3:00	66	0.0%	9232	0	42.3	01308606	6738/6770
3/17/01	Barbour	8:16	56	100%	9232	43	9:58	63	0.0%	9274	0	42.0	01308606	6770/6795
3/18/01	Barbour	4:50	51	100%	9274	43	6:07	55	0.0%	9311	0	37.4	01308606	6795/6812
														/

Comments (Dated):


Vehicle Number	2
----------------	---

Date	Driver	Start					End					Trip Dist.	AC meter#	AC kWh Start/End
		Time	Amb Temp	SOC	Odo	DTE	Time	Amb Temp	SOC	Odo	DTE			
3/18/01	Barbour	9:05	65	75%	9311	30	10:17	71	20	9341	15	29.9	1308606	6812/6838
3/19/01	Sanchez	9:45	71	100%	9341	41	11:19	77	0.0%	9382	4	40.6	01308606	6838/6858
3/19/01	Sanchez	3:25	85	100%	9382	41	4:53	83	10.0%	9422	10	40.0	01308606	6858/6882
3/20/01	Sanchez	9:00	75	100%	9422	42	8:10	78	0.0%	9464	0	42.8	01378516	6882/3554
3/20/01	Sanchez	2:00	83	95%	9464	31	3:40	81	0.0%	9510	0	45.4	01378516	3554/3586
3/21/01	Sanchez	8:00	59	100%	9510	43	9:45	64	0.0%	9550	0	40.1	01378516	3586/3602
3/21/01	Sanchez	12:50	75	95%	9550	38	2:37	75	0.0%	9592	0	41.7	01378516	3602/3633
3/22/01	Sanchez	8:05	57	100%	9592	42	10:00	58	0.0%	9633	0	41.2	01378516	3633/3651
3/22/01	Sanchez	1:30		95%	9633	38	3:00		0.0%	9673	0	40.3	01378516	3651/3681
3/23/01	Sanchez	8:10		100%	9673	42	11:50	69	0.0%	9711	0	37.8	01378516	3681/3704
3/23/01	Sanchez	1:55	69	100%	9711	40	4:40	79	0.0%	9751	0	40.5	01378516	3704/3735
3/25/01	Barbour	11:15	70	100%	9751	42	1:19	77	0.0%	9790	0	38.6	01378516	3735/3760
3/26/01	Barbour	11:30	70	100%	9790	40	1:42	71	0.0%	9829	0	39.0	01378516	3760/3775
3/26/01	Barbour	4:30	68	95%	9829	39	5:41	65	50.0%	9849	28	20.3	01378516	3775/3793
3/27/01	Ruiz	9:45	64.5	100%	9849	42	12:15	72	0.0%	9899	0	49.3	01378516	3793/3822
3/28/01	Sanchez	8:15	61	100%	9899	42	10:00	63	0.0%	9939	0	40.1	01378516	3822/3840
3/28/01	Sanchez	1:30	72	80%	9939	38	3:00	73	0.0%	9979	0	40.9	01378516	3840/3868
3/29/01	Sanchez	8:15	59	100%	9979	42	10:05	67	0.0%	10020	0	40.4	01378516	3868/3887
3/29/01	Sanchez	1:30	71	95%	10020	38	2:50	73	0.0%	10060	0	40.4	01378516	3887/3916
3/30/01	Sanchez	8:10	65	100%	10060	42	9:48	67	0.0%	10100	4	40.1	01378516	3916/3935
3/30/01	Sanchez	1:20	79	80%	10100	38	2:35	80	0.0%	10140	0	40.0	01378516	3935/3966
4/1/01	Barbour	9:15	60	100%	10140	42	10:49	62	0.0%	10179	0	38.2	01378516	3966/3991
4/2/01	Sanchez	8:12	67	100%	10179	40	9:40	59	0.0%	10218	0	40.0	01378516	3991/4006
4/2/01	Sanchez	12:40	66	72%	10218	29	2:10	68	0.0%	10259	0	40.1	01378516	4006/4036
4/3/01	Sanchez	8:30	58	100%	10259	42	9:45	57	0.0%	10249	0	40.2	01378516	4036/

Comments (Dated): 3/19/01 Fan on 3/25/01 Powe limit on @ 29.4 miles  
 Fan on low 3/20/01

Vehicle Number	2
----------------	---

Date	Driver	Start					End					Trip Dist.	AC meter#	AC kWh Start/End
		Time	Amb Temp	SOC	Odo	DTE	Time	Amb Temp	SOC	Odo	DTE			
4/3/01	Sanchez	1:20	66	100%	10299	40	2:45	63	3.0%	10339	10	40.4	01378516	/4056
4/4/01	Sanchez	8:00	54	100%	10339	40	10:30	63	0.0%	10379	0	40.0	01378516	4056/4085
4/4/01	Sanchez	1:30	59	75%	10379	32	2:50	63	0.0%	10419	0	40.1	01378516	4085/4102
4/6/01	Sanchez	8:00	53	100%	10419	41	11:40	64	0.0%	10452	0	32.0	01378516	4102/4136
4/6/01	Sanchez	4:10	62	100%	10452	38	6:10	62	0.0%	10491	0	39.0	01378516	4136/4187
4/8/01	Sanchez	10:20	54	100%	10491	40	11:58	59	0.0%	10531	0	39.8	01378516	4187/4200
4/8/01	Barbour	2:20	61	75%	10531	30	3:42	65	0.0%	10562	0	31.5	01378516	4200/4227
4/9/01	Sanchez	8:25	49	100%	10562	42	10:05	56	0.0%	10602	0	40.2	01378516	4227/4242
4/9/01	Sanchez	1:00	63	75%	10602	30	2:25	51	0.0%	10643	0	40.5	01378516	4242/4273
4/10/01	Sanchez	8:25	47	100%	10643	42	9:55	55	0.0%	10683	0	40.0	01378516	4273/4289
4/10/01	Sanchez	1:00	64	75%	10683	30	3:05	65	0.0%	10723	0	40.3	01378516	4289/4319
4/11/01	Sanchez	9:00	60	100%	10723	42	11:30	56	0.0%	10764	0	40.8	01378516	4319/4336
4/11/01	Sanchez	2:30	51	80%	10764	38	4:15	54	0.0%	10804	0	40.1	01378516	4336/4366
4/12/01	Sanchez	8:30	54	100%	10804	42	10:30	62	0.0%	10845	0	40.7	01378516	4366/4384
4/12/01	Sanchez	1:45	68	77%	10845	32	3:05	68	0.0%	10885	0	40.3	01378516	4384/4413
4/13/01	Sanchez	8:30	56	100%	10885	42	9:45	62	0.0%	10925	0	40.0	01378516	4413/4435
4/13/01	Sanchez	2:00	74	100%	10925	42	3:30	73	0.0%	10965	0	40.1	01378516	4435/4466
4/15/01	Sanchez	9:10	60	100%	10965	42	10:52	66	0.0%	11009	0	43.5	01378516	4466/4493
4/16/01	Sanchez	10:00	68	100%	11009	40	12:05	74	0.0%	11051	0	43.0	01378516	4493/4519
4/17/01	Sanchez	8:20	60	100%	11051	40	9:50	66	0.0%	11091	0	40.0	01378516	4519/4541
4/17/01	Sanchez	2:30	80	100%	11091	42	5:05	82	0.0%	11139	0	47.7	01378516	4541/4568
4/18/01	Sanchez	8:30	62	100%	11139	42	10:20	74	0.0%	11179	0	40.0	01378516	4568/4585
4/18/01	Sanchez	1:20	78	80%	11179	39	3:00	77	0.0%	11220	0	41.2	01378516	4585/4615
4/19/01	Sanchez	10:45	65	100%	11220	43	12:30	69	0.0%	11270	0	50.0	01378516	4615/4644
4/20/01	Sanchez	8:15	55	100%	11270	42	10:00	60	0.0%	11312	0	41.8	01378516	4644/

Comments (Dated): \* Malfunction, power limit reached at 28 miles, towed by Haddicks

---



---



---



---

Vehicle Number	2
----------------	---

Date	Driver	Start					End					Trip Dist.	AC meter#	AC kWh Start/End
		Time	Amb Temp	SOC	Odo	DTE	Time	Amb Temp	SOC	Odo	DTE			
4/20/01	Sanchez	1:45	69	100%	11312	40	3:05	65	0.0%	11353	0	40.4	01378516	4663/4696
4/22/01	Barbour	8:10	51	100%	11353	42	9:52	56	0.0%	11395	0	42.8	01378516	4696/4721
4/23/01	Sanchez	8:15	60	100%	11395	42	9:05	70	0.0%	11436	0	41.0	01378516	4721/4737
4/23/01	Sanchez	1:36	79	75%	11436	30	2:50	83	0.0%	11479	0	42.3	01378516	4737/4768
4/24/01	Sanchez	9:00	69	100%	11479	42	11:00	810	0.0%	11519	0	40.0	01378516	4768/4784
4/24/01	Sanchez	1:50	87	75%	11519	30	3:40	90	0.0%	11560	0	40.6	01378516	4784/4818
4/25/01	Sanchez	8:10	63	100%	11560	40	9:35	76	0.0%	11600	0	40.3	01378516	4818/4828
4/25/01	Sanchez	12:50	86	50%	11600	30	2:30	87	0.0%	11640	0	40.0	01378516	4828/4861
4/26/01	Sanchez	8:25	62	100%	11640	50	10:20	70	0.0%	11690	0	50.0	01378516	4861/4881
4/26/01	Sanchez	2:00	72	70%	11690	30	3:30	80	0.0%	11734	0	44.0	01378516	4881/4915
4/27/01	Sanchez	8:40	61	100%	11734	42	10:00	65	0.0%	11776	0	40.8	01378516	4915/4938
4/27/01	Sanchez	4:15	77	100%	11776	42	5:41	75	0.0%	11816	0	40.0	01378516	4938/4946
4/28/01	Barbour	7:30	59	100%	11816	42	9:21	63	0.0%	11856	0	40.5	01378516	4946/4994
5/1/01	Sanchez	8:30	61	100%	11856	40	12:00	75	0.0%	11886	0	29.6	01378516	4994/5015
5/2/01	Sanchez	8:45	57	100%	11886	40	10:20	59	0.0%	11924	0	38.7	01378516	5015/5033
5/2/01	Sanchez	2:10	70	95%	11924	39	3:30		0.0%	11965	0	40.4	01378516	5033/5059
5/3/01	Sanchez	8:30	62	100%	11965	41	10:00	70	0.0%	12005	0	40.2	01378516	5059/5081
5/3/01	Sanchez	2:00	78	100%	12005	40	3:30	80	0.0%	12045	0	40.2	01378516	5081/5106
5/4/01	Sanchez	8:30	65	100%	12045	41	10:20	70	0.0%	12085	0	40.3	01378516	5106/
5/4/01	Sanchez	1:30	80	75%	12085	37	3:20	81	0.0%	12125	0	42.0	01378516	/5156
5/6/01	Barbour	10:10	73	100%	12125	44	11:54	82	0.0%	12167	0	40.5	01378516	5156/5180
5/7/01	Sanchez	8:30	71	100%	12167	42	10:30	80	0.0%	12208	0	40.0	01378516	5180/5195
5/7/01	Sanchez	1:15	87	75%	12208	35	2:30	92	0.0%	12248	0	40.0	01378516	5195/5227
5/8/01	Sanchez	9:50	76	100%	12248	40	10:05	82	0.0%	12288	0	40.0	01378516	5227/5253
5/9/01	Sanchez	8:15	72	100%	12288	40	10:15	80	0.0%	12328	0	40.1	01378516	5253

Comments (Dated): \*5/1/01 at 26.5 miles (9:00am) van's power decreased suddenly. Haddicks towed. release# z307 used



Vehicle Number	2
----------------	---

Date	Driver	Start					End					Trip Dist.	AC meter#	AC kWh Start/End
		Time	Amb Temp	SOC	Odo	DTE	Time	Amb Temp	SOC	Odo	DTE			
5/9/01	Sanchez	2:00	88	100%	12328	40	4:25	84	0.0%	12380	0	52.7	01378516	/5273
5/10/01	Neil	9:46	75	100%	12380	42	11:01	80	20.0%	12413	18	32.9	01378516	5273/5325
5/10/01	Barbour	4:15	84	100%	12413	42	5:42	82	25.0%	12453	18	39.8	01378516	5325/5349
5/11/01	Sanchez	8:45	66	100%	12453	40	10:10	72	0.0%	12493	0	40.1	01378516	5349/5368
5/14/01	Sanchez	1:30	95	100%	12493	39	3:36	83	0.0%	12533	0	40.0	01378516	5368/5400
5/14/01	Sanchez	9:00	66	100%	12533	43	10:10		0.0%	12562	0	28.9	01378516	5400/5421
5/15/01	Sanchez	10:20	74	100%	12562	40	11:10	73	0.0%	12600	0	37.4	01378516	5421/5444
5/16/01	Sanchez	8:40	68	100%	12600	40	10:05	72	0.0%	12640	0	40.0	01378516	5444/5460
5/16/01	Sanchez	1:05	79	90%	12640	31	2:30	80	0.0%	12680	0	40.4	01378516	5460/5489
5/17/01	Sanchez	9:05	72	100%	12680	42	10:30	73	0.0%	12721	0	41.4	01378516	5489/5507
5/17/01	Sanchez	1:30	80	80%	12721	38	3:40	84	0.0%	12762	0	40.9	01378516	5507/5534
5/18/01	Sanchez	9:00	70	100%	12762	43	11:30	72	0.0%	12822	0	40.0	01378516	5534/5550
5/18/01	Sanchez	2:30	78	80%	12822	37	5:50	70	0.0%	12850	0	48.2	01378516	5550/5587
5/19/01	Barbour	6:25	63	100%	12850	43	7:54	67	0.0%	12892	0	42.0	01378516	5587/5618
5/21/01	Barbour	11:30	75	100%	12892	43	1:34	80	0.0%	12934	0	41.2	01378516	5618/
5/21/01	Barbour												01378516	
5/22/01	Ruiz	11:30	85	100%	12934	40	2:00	88	0.0%	12970	0	36.2	01378516	5643/5668
5/23/01	Sanchez	9:00	73	100%	12970	42	10:53	87	0.0%	13011	0	41.2	01378516	5668/5688
5/23/01	Sanchez	2:30	95	100%	13011	42	4:17	94	0.0%	13053	0	41.6	01378516	5688/
5/24/01	Ruiz	10:45	73	100%	13053	44	12:25	77	0.0%	13094	0	41.2	01378516	5713/5726
5/24/01	Sanchez	3:00	81	60%	13094	30	4:21	82	0.0%	13133	0	39.6	01378516	5726/5758
5/24/01	Sanchez	8:15	71	100%	13133	42	9:30	75	0.0%	13172	0	38.8	01378516	5758/5778
5/25/01	Sanchez	11:20	85	100%	13172	41	2:40	83	0.0%	13214	0	41.4	01378516	5778/5807
5/27/01	Barbour	10:30	66	100%	13214	44	12:06	69	0.0%	13254	0	40.3	01378516	5807/5835
5/29/01	Sanchez	9:00	69	100%	13254	42	12:30	80	0.0%	13282	0	28.3	01378516	5835/

Comments (Dated): 5/11/01 van's fuel drops fast at 27 miles to zero and at 28 miles service wrench lit up. 5/18/01 driven down.  
 5/29/01 van's fuel drops fast at 27 miles; van stops at 28.3 miles.

Vehicle Number	2
----------------	---

Date	Driver	Start					End					Trip Dist.	AC meter#	AC kWh Start/End
		Time	Amb Temp	SOC	Odo	DTE	Time	Amb Temp	SOC	Odo	DTE			
5/30/01	Sanchez	8:30	73	100%	12382	40	9:49	77	0.0%	13323	0	40.3	01378516	/5856
5/30/01	Sanchez	12:50	83	80%	13323	38	2:04	89	0.0%	13363	0	40.3	01378516	5856/5871
5/31/01	Sanchez	9:00	74	100%	13363	43	10:10	79	0.0%	13403	0	40.3	01378516	5871/5902
5/31/01	Sanchez	1:30	91	100%	13403	42	3:00	91	0.0%	13443	0	39.8	01378516	5902/5920
6/1/01	Sanchez	9:10	76	100%	13443	43	10:40	74	0.0%	13483	0	39.9	01378516	5920/5945
6/1/01	Sanchez	2:00	83	100%	13483	40	3:36	82	0.0%	13524	0	41.3	01378516	5945/5992
6/2/01	Barbour	9:35	68	100%	13524	45	11:16	69	0.0%	13567	0	43.1	01378516	5992/6019
6/3/01	Barbour	10:38	69	100%	13567	45	12:12	71	0.0%	13610	0	43.1	01378516	6019/6050
6/4/01	Sanchez	1:10	75	100%	13610	40	2:28	75	0.0%	13650	0	40	01378516	6050/
6/4/01	Sanchez	5:20	87	90%	13650	39	6:35	85	0.0%	13690	0	39.6	01378516	/6083
6/5/01	Sanchez	9:15	71	100%	13690	43	10:34	71	0.0%	13730	0	40.4	01378516	6083/6101
6/5/01	Sanchez	1:45	78	95%	13730	40	3:40	83	0.0%	13771	0	40.2	01378516	6101/6128
6/6/01	Sanchez	9:00	73	100%	13771	42	10:25	74	0.0%	13810	0	39.6	01378516	6128/6146
6/6/01	Sanchez	1:38	83	97%	13810	37	3:00	85	0.0%	13849	0	38.8	01378516	6146/6173
6/7/01	Sanchez	9:00	73	100%	13849	42	10:08	77	0.0%	13889	0	39.6	01378516	6173/6195
6/7/01	Sanchez	2:00	86	100%	13889	40	3:20	88	0.0%	13929	0	40.1	01378516	6195/6219
6/8/01	Sanchez	9:15	75	100%	13929	42	10:45	82	0.0%	13971	0	42.2	01378516	6219/6241
6/8/01	Sanchez	3:00	90	100%	13971	42	4:30	98	0.0%	14010	0	39.5	01378516	6241/6270
6/11/01	Sanchez	9:10	75	100%	14010	42	11:05	77	0.0%	14048	0	38.2	01378516	6270/6282
6/11/01	Sanchez	1:30	83	70%	14048	30	3:30	84	0.0%	14088	0	37.9	01378516	6282/6311
6/12/01	Sanchez	8:00	75	100%	14088	41	9:15	70	0.0%	14125	0	37.1	01378516	6311/6330
6/12/01	Sanchez	1:00	70	100%	14125	40	2:20	72	0.0%	14165	0	40.4	01378516	6330/6356
6/13/01	Sanchez	8:15	66	100%	14165	40	9:40	62	0.0%	14206	0	40.8	01378516	6356/6376
6/13/01	Sanchez	1:15	78	100%	14206	41	2:45	80	0.0%	14246	0	40.4	01378516	6376/6401
6/14/01	Sanchez	8:10	75	100%	14246	42	10:35	81	0.0%	14286	0	40.2	01378516	6401/6418

Comments (Dated):

---



---



---



---



---

Vehicle Number	2
----------------	---

Date	Driver	Start					End					Trip Dist.	AC meter#	AC kWh Start/End
		Time	Amb Temp	SOC	Odo	DTE	Time	Amb Temp	SOC	Odo	DTE			
6/14/01	Sanchez	1:40	91	100%	14286	40	3:06	92	0.0%	14326	0	39.6	01378516	
6/15/01	Sanchez	8:50	80	100%	14326	43	11:00	88	0.0%	14375	0	49.4	01378516	6418/6444
6/15/01	Sanchez	3:20	95	51%	14375	20	4:40	95	0.0%	14400	0	24.5	01378516	6444/6476
6/16/01	Barbour	6:06	65	100%	14400	42	7:52	82	0.0%	14444	0	44.2	01378516	6476/
6/18/01	Sanchez	8:20	88	100%	14444	42	10:30	85	0.0%	14482	0	38	01378516	/6506
6/18/01	Sanchez	2:15	92	100%	14482	41	3:40	92	0.0%	14522	0	40	01378516	6506/6525
6/18/01	Barbour	5:30	101	70%	14522	28	6:42	92	0.0%	14553	0	31.2	01378516	6525/6536
6/19/01	Sanchez	8:15	80	100%	14553	42	9:50	85	0.0%	14594	0	40.4	01378516	6536/6564
6/19/01	Sanchez	1:30	92	60%	14594	30	3:00	92	0.0%	14632	0	38.4	01378516	6564/6575
6/19/01	Barbour	5:15	98	25%	14632	18	5:58	93	0.0%	14648	0	16.3	01378516	6575/6518
6/20/01	Sanchez	8:15	95	100%	14648	42	10:00	84	0.0%	14688	0	40.3	01378516	6581/6612
6/20/01	Sanchez	1:15	89	55%	14688	26	2:45	91	0.0%	14725	0	37.6	01378516	6612/6623
6/21/01	Sanchez	8:15	96	100%	14725	42	9:45	85	0.0%	14765	0	40.1	01378516	6623/6655
6/21/01	Sanchez	1:30	85	60%	14765	30	3:00	95	0.0%	14805	0	40.2	01378516	6655/6667
6/22/01	Sanchez	8:00	85	100%	14805	42	10:00	87	0.0%	14845	0	40.3	01378516	6667/6700
6/22/01	Sanchez	2:00	95	601%	14845	30	3:21	98	0.0%	14886	0	40.3	01378516	6700/6712
6/23/01	Barbour	11:25	88	100%	14886	44	1:16	94	0.0%	14932	0	46.6	01378516	6712/6747
6/24/01	Barbour	8:00	78	100%	14932	48	9:43	81	0.0%	14978	0	45.9	01378516	6747/6802
6/25/01	Sanchez	8:50	100	100%	14978	43	10:30	80	0.0%	15017	0	38.7	01378516	6802/6819
6/25/01	Sanchez	1:40	87	99%	15017	40	3:15	88	0.0%	15056	0	39.6	01378516	6819/6831
6/25/01	Barbour	5:30	88	70%	15056	32	7:04	82	0.0%	15092	0	36.1	01378516	6831/6845
6/26/01	Sanchez	12:30	89	65%	15092	32	2:48	83	0.0%	15132	0	39.7	01378516	6845/6905
6/26/01	Sanchez	8:20	90	100%	15132	45	10:00	78	0.0%	15172	0	39.8	01378516	6905/6921
6/27/01	Sanchez	8:30	75	100%	15172	45	10:20	81	0.0%	15215	0	42.4	01378516	6921/
6/28/01	Sanchez	1:30	91	75%	15215	30	3:10	91	0.0%	15255	0	40	01378516	/6932
6/28/01	Barbour	5:30	94	50%	15255	23	6:42	92	0.0%	15279	0	23.4	01378516	6932/6961

Comments (Dated):


Vehicle Number	2
----------------	---

Date	Driver	Start					End					Trip Dist.	AC meter#	AC kWh Start/End
		Time	Amb Temp	SOC	Odo	DTE	Time	Amb Temp	SOC	Odo	DTE			
6/29/01	Sanchez	8:30	91	100%	15279	42	10:00	91	0.0%	15322	0	43.1	01378516	/6778
6/29/01	Sanchez	1:30	90	75%	15322	37	3:20	91	0.0%	15362	0	39.1	01378516	67788/7006
6/30/01	Babour	10:04	82	100%	15362	48	10:56	86	45.0%	15385	22	23.5	01378516	7006/7024
7/1/01	Babour	10:02	83	100%	15385	45	11:35	87	0.0%	15424	0	38.9	01378516	7024/7049
7/2/01	Sanchez	8:30	92	75%	15424	43	10:15	87	0.0%	15465	0	40.8	01378516	7049/7063
7/2/01	Sanchez	1:00	95	100%	15465	32	3:00	100	0.0%	15505	0	40.5	01378516	7063/7093
7/3/01	Sanchez	9:00	85	100%	15505	42	10:40	92	0.0%	15546	0	42.4	01378516	7093/7109
7/3/01	Sanchez	1:04	92	76%	15546	38	3:17	101	0.0%	15584	0	38.0	01378516	7109/7142
7/5/01	Sanchez	9:00	84	100%	15584	44	11:30	87	0.0%	15623	0	38.8	01378516	7142/7157
7/5/01	Sanchez	2:00	95	76%	15623	34	4:00	97	0.0%	15663	0	40.6	01378516	7157/1072
7/6/01	Sanchez	8:30	80	100%	15663	42	10:31	80	0.0%	15703	0	40.3	01378516	1072/7202
7/6/01	Sanchez	1:45	90	97%	15703	40	3:10	90	0.0%	15744	0	40.4	01378516	7202/7227
7/7/01	Babour	9:38	81	100%	15744	46	11:25	85	0.0%	15788	0	44.2	01378516	7227/7253
7/8/01	Babour	8:30	80	100%	15788	48	10:28	82	0.0%	15835	0	46.7	01378516	7253/7279
7/9/01	Sanchez	8:15	77	100%	15835	44	10:10	75	0.0%	15870	0	35.5	01378516	7279/7291
7/9/01	Sanchez	12:45	83	74%	15870	29	3:00	87	0.0%	15908	0	37.9	01378516	7291/7321
7/10/01	Sanchez	8:00	70	100%	15908	41	10:20	73	0.0%	15945	0	36.5	01378516	7321/
7/10/01	Sanchez	1:30	82	99%	15945	39	3:30	85	0.0%	15985	0	41.0	01378516	/7348
7/10/01	Babour	5:20	88	70%	15985	23	6:23	87	0.0%	16007	0	22.7	01378516	7348/7374
7/11/01	Sanchez	8:30	70	100%	16007	40	10:15	70	0.0%	16046	0	38.7	01378516	7374/7372
7/11/01	Sanchez	1:40	82	99%	16046	34	3:20	87	0.0%	16085	0	39.5	01378516	7372/7398
7/11/01	Babour	5:30	85	50%	16085	19	6:28	83	0.0%	16104	0	19.0	01378516	7398/7427
7/12/01	Sanchez	3:15	90	100%	16104	41	5:25	92	0.0%	16142	0	37.4	01378516	7427/7447
7/13/01	Sanchez	8:15	87	100%	16142	40	10:15	81	0.0%	16177	0	35.4	01378516	7447/7466
7/13/01	Sanchez	2:10	91	100%	16177	40	5:00	90	0.0%	16217	0	40.1	01378516	7466/

Comments (Dated):


Vehicle Number	2
----------------	---

Date	Driver	Start					End					Trip Dist.	AC meter#	AC kWh Start/End
		Time	Amb Temp	100%	Odo	DTE	Time	Amb Temp	SOC	Odo	DTE			
7/15/01	Barbour	9:56	74	100%	16217	41	10:55	76	0.0%	16239	0	22.1	01308606	7497/7513
7/18/01	Sanchez	11:00	73	100%	16315	45	1:00	80	0.0%	16356	0	41.1	01308606	7513/7530
7/18/01	Sanchez	4:10	86	80%	16356	40	5:40	79	0.0%	16397	0	40.2	01308606	7530/7558
7/19/01	Sanchez	8:30	70	100%	16397	42	10:30	75	0.0%	16437	0	40.5	01308606	7558/7579
7/19/01	Sanchez	3:00	86	100%	16437	42	5:35	91	0.0%	16478	0	40.5	01308606	7579/7605
7/20/01	Sanchez	8:25	70	100%	16478	40	10:25	73	0.0%	16519	0	41.0	01308606	7605/7626
7/20/01	Sanchez	3:00	85	100%	16519	42	5:30	97	0.0%	16563	0	44.2	01308606	7626/7660
7/22/01	Barbour	8:20	73	100%	16563	42	10:05	76	0.0%	16607	0	43.7	01308606	7660/7686
7/23/01	Sanchez	8:25	79	100%	16607	42	10:30	75	0.0%	16647	0	40.4	01308606	7686/7705
7/23/01	Sanchez	2:00	83	100%	16647	0	4:15	86	0.0%	16691	0	43.6	01308606	7705/7734
7/24/01	Sanchez	8:00	70	100%	16691	42	10:05	74	0.0%	16731	0	40.2	01308606	7734/7751
7/24/01	Sanchez	1:10	83	77%	16731	32	2:35	86	0.0%	16771	0	40.0	01308606	7751/7781
7/25/01	Sanchez	8:10	68	100%	16771	41	10:10	76	0.0%	16811	0	40.1	01308606	7781/7801
7/25/01	Sanchez	1:50	85	100%	16811	40	3:28	85	0.0%	16851	0	40.3	01308606	7801/7826
7/26/01	Sanchez	8:20	70	100%	16851	42	10:30	77	0.0%	16892	0	40.7	01308606	7826/7843
7/26/01	Sanchez	1:30	86	75%	16892	33	3:25	90	0.0%	16932	0	40.0	01308606	7843/7873
7/27/01	Sanchez	8:10	78	100%	16932	41	10:10	78	0.0%	16973	0	41.2	01308606	7873/7889
7/27/01	Sanchez	2:10	90	75%	16973	31	3:36	92	0.0%	17011	0	37.6	01308606	7889/7930
7/29/01	Barbour	10:30	76	100%	17015	39	12:12	82	0.0%	17055	0	40.5	01308606	7930/7957
7/30/01	Sanchez	10:25	74	100%	17055	40	1:00	78	0.0%	17095	0	40.0	01308606	7957/7974
7/30/01	Sanchez	4:25	80	85%	17095	37	6:00	95	0.0%	17136	0	40.5	01308606	7974/8002
7/31/01	Sanchez	8:30	71	100%	17136	41	10:35	73	0.0%	17176	0	40.1	01308606	8002/8019
7/31/01	Sanchez	1:45	80	80%	17176	33	4:35	85	0.0%	17216	0	40.2	01308606	8019/8022
7/31/01	Barbour	5:15	84	25%	17216	12	5:59	82	0.0%	17230	0	13.7	01308606	8022/8052 /
8/1/01	Sanchez	8:30	71	100%	17230	40	10:45	75	0.0%	17271	0	41.3	01308606	8052

Comments (Dated):

---

---

---

---

---

---

---

---

---

---

Vehicle Number	2
----------------	---

Date	Driver	Start					End					Trip Dist.	AC meter#	AC kWh Start/End
		Time	Amb Temp	SOC	Odo	DTE	Time	Amb Temp	SOC	Odo	DTE			
8/1/01	Sanchez	1:45	81	75%	17271	30	4:00	85	0.0%	17312	0	40.8	01308606	/8069
8/2/01	Sanchez	8:20	69	100%	17312	40	10:25	75	0.0%	17352	0	40.6	01308606	8069/8102
8/2/01	Sanchez	1:00	85	75%	17352	30	3:45	89	0.0%	17393	0	40.6	01308606	8102/8116
8/2/01	Barbour	5:16	86	50%	17393	20	6:27	83	0.0%	17413	0	20.5	01308606	8125/
8/3/01	Sanchez	11:15	79	100%	17413	41	4:00	89	0.0%	17464	0	50.1	01308606	8162/8189
8/4/01	Barbour	10:25	76	100%	17464	42	12:31	84	0.0%	17511	0	47.7	01308606	8189/8218
8/5/01	Barbour	11:58	88	100%	17511	46	1:57	92	0.0%	17562	0	5.1	01308606	8218/8246
8/6/01	Sanchez	9:00	81	100%	17562	45	4:00	85	0.0%	17603	0	41.2	01308606	8246/8261
8/6/01	Sanchez	1:45	95	75%	17603	46	4:00	45	0.0%	17644	0	40.1	01308606	8261/8291
8/7/01	Sanchez	8:00	80	100%	17644	45	10:00	84	0.0%	17684	0	40.8	01308606	8291/8336
8/7/01	Sanchez	1:10	93	90%	17684	42	2:30	97	0.0%	17723	0	39	01308606	8336/8348
8/8/01	Sanchez	8:05	76	100%	17723	45	11:15	85	0.0%	17779	0	55.4	01308606	8348/8349
8/8/01	Sanchez	1:30	90	40%	17779	20	3:00	92	0.0%	17808	0	29.7	01308606	8349/8382
8/9/01	Sanchez	9:45	75	100%	17808	45	12:00	83	0.0%	17848	0	39.9	01308606	8382/8382
8/9/01	Sanchez	3:30	92	92%	17848	43	5:15	90	0.0%	17887	0	39.2	01308606	8382/8401
8/10/01	Sanchez	8:30	69	100%	17887	45	10:15	76	0.0%	17928	0	40.4	01308606	8401/8428
8/10/01	Sanchez	1:30	84	75%	17928	40	3:17	92	0.0%	17969	0	41.3	01308606	8428/8445
8/10/01	Barbour	5:22	90	50%	17969	21	6:31	87	0.0%	17991	0	21.8	01308606	8445/8457
8/11/01	Barbour	9:15	74	100%	17991	50	11:32	82	0.0%	18043	0	52.3	01308606	8486/8514
8/12/01	Barbour	7:45	68	100%	18043	55	9:59	76	0.0%	18098	0	54.5	01308606	8514/8545
8/13/01	Sanchez	8:30	75	100%	18098	60	10:30	83	0.0%	18139	0	41.1	01308606	8545/8561
8/13/01	Sanchez	1:30	90	75%	18139	40	3:50	94	0.0%	18179	0	40	01308606	8561/8598
8/13/01	Barbour	5:30	91	65%	18179	32	6:28	89	35.0%	18198	0	19.5	01308606	8598/8612
8/14/01	Sanchez	8:10	75	100%	18198	45	10:15	85	0.0%	18239	0	40.7	01308606	8612/
8/14/01	Sanchez	1:00	95	75%	18239	37	2:15	97	0.0%	18279	0	40.1	01308606	/

Comments (Dated):


Vehicle Number	2
----------------	---

Date	Driver	Start					End					Trip Dist.	AC meter#	AC kWh Start/End
		Time	Amb Temp	SOC	Odo	DTE	Time	Amb Temp	SOC	Odo	DTE			
8/27/01	Barbour	5:00	90	50%	19091	20	5:53	87	20.0%	19111	12	20.2	01308606	9069/9094
8/28/01	Sanchez	8:05	70	100%	19111	42	9:45	75	0.0%	19150	0	39.4	01308606	9094/9113
8/28/01	Sanchez	1:00	87	82%	19150	40			0.0%	19190	0	40.4	01308606	9113/9120
8/29/01	Barbour	4:31	86	45%	19190	20	5:45	84	0.0%	19212	0	21.6	01308606	9120/9150
8/29/01	Sanchez	11:12	76	100%	19212	50	11:50	73	0.0%	19232	0	20.0	01308606	9150/9162
8/30/01	Sanchez	3:30	81	100%	19232	48	5:30	80	0.0%	19272	0	40.0	01308606	9162/9188
8/30/01	Sanchez	8:05	79	100%	19272	47	10:10	73	0.0%	19314	0	41.7	01308606	9188/9205
8/31/01	Sanchez	12:30	82	76%	19314	32	3:15	85	0.0%	19355	0	41.4	01308606	9205/9237
8/31/01	Sanchez	8:10	67	100%	19355	43	10:15	75	0.0%	19396	0	40.7	01308606	9237/9253
9/1/01	Sanchez	1:20	85	75%	19396	36	2:50	87	0.0%	19435	0	39.3	01308606	9253/9286
9/5/01	Barbour	1:31	88	100%	19435	45	3:28	91	0.0%	19481	0	45.7	01308606	9286/9347
9/5/01	Sanchez	12:00	85	100%	19481	42	2:00	90	0.0%	19521	0	40.0	01308606	9347/9350
9/6/01	Barbour	4:33	85	65%	19521	26	6:12	84	0.0%	19554	0	33.3	01308606	9350/9376
9/6/01	Sanchez	8:15	70	100%	19554	44	10:15	75	0.0%	19594	0	40.2	01308606	9376/9390
9/7/01	Sanchez	1:05	0:00	73%	19594	30	2:50	80	0.0%	19632	0	37.8	01308606	9390/9420
9/7/01	Sanchez	8:10	66	100%	19632	42	1:00	70	0.0%	19672	0	40.1	01308606	9420/9440
9/7/01	Sanchez	1:05	78	98%	19672	38	3:30	81	0.0%	19713	0	40.4	01308606	9440/9448
9/8/01	Sanchez	4:53	80	45%	19713	18	6:07	78	0.0%	19736	0	23.1	01308606	9448/9478
9/9/01	Barbour	10:53	74	100%	19736	42	12:38	77	0.0%	19779	0	43.6	01308606	9478/9504
9/9/01	Barbour	9:04	65	100%	19779	45	11:16	71	0.0%	19829	0	50.2	01308606	9504/9518
9/9/01	Barbour	1:35	77	65%	19829	30	2:58	79	0.0%	19861	0	32.1	01308606	9518/9546
9/10/01	Sanchez	8:10	63	100%	19861	48	10:00	21	0.0%	19902	0	40.5	01308606	9546/9568
9/10/01	Sanchez	2:00	80	100%	19902	38	4:00	79	0.0%	19942	0	40.4	01308606	9568/9603
9/12/01	Sanchez	9:10	70	100%	19942	42	9:40	74	0.0%	19982	0	39.3	01308606	9603/9620
9/12/01	Sanchez	2:00	80	98%	19982	36	3:30	84	0.0%	20022	0	40.1	01308606	9620/

Comments (Dated):

---



---



---



---



---



---

Vehicle Number	2
----------------	---

Date	Driver	Start					End					Trip Dist.	AC meter#	AC kWh Start/End
		Time	Amb Temp	SOC	Odo	DTE	Time	Amb Temp	SOC	Odo	DTE			
9/13/01	Sanchez	8:00	65	100%	20022	42	9:50	72	0.0%	20062	0	40.2	01308606	/9647
9/13/01	Sanchez	1:35	85	100%	20062	36	3:16	78	0.0%	20101	0	39.5	01308606	9647/9668
9/14/01	Sanchez	8:45	73	100%	20101	40	10:10	80	0.0%	20141	0	40.0	01308606	9668/9691
9/14/01	Sanchez	1:30	90	95%	20141	33	3:15	93	0.0%	20182	0	40.1	01308606	9691/9709
9/17/01	Sanchez	9:00	67	100%	20182	40	10:30	70	0.0%	20219	0	37.2	01308606	9709/9753
														9753/

Comments (Dated):  


---

---

---

---

---

---

---

---



## APPENDIX B1: BILLING USAGE SUMMARY – AS BILLED

Service Account No.: 017-4558-74  
 Customer Name: United States Postal Service  
 Service Address: 17227 New Hope Street  
 Fountain Valley, CA 92728-9005 USA  
 Service Period: 06/04/01 to 07/03/01  
 Service Plan: TOU-EV-4

Description	Usage	Unit	Unit Cost (\$)	Amount (\$)
Facilities demand	119	kW	5.40	642.60
Summer on-peak demand	24	kW	16.4	393.60
<i>Subtotal – Demand charges</i>	<i>NA</i>	<i>kW</i>	<i>NA</i>	<i>1036.20</i>
Summer on-peak energy	1045	kWh	0.16586	173.32
Summer off-peak energy	8062	kWh	0.09241	745.01
<i>Subtotal – Energy charges</i>	<i>9107</i>	<i>kWh</i>	<i>NA</i>	<i>918.33</i>
Other customer charges and state tax	NA	NA	NA	81.07
<b>Total charges for period</b>	<b>NA</b>	<b>NA</b>	<b>NA</b>	<b>2035.60</b>

Average energy cost for period:  $\frac{2035.60}{9107} = \$0.2235 / \text{kWh}$

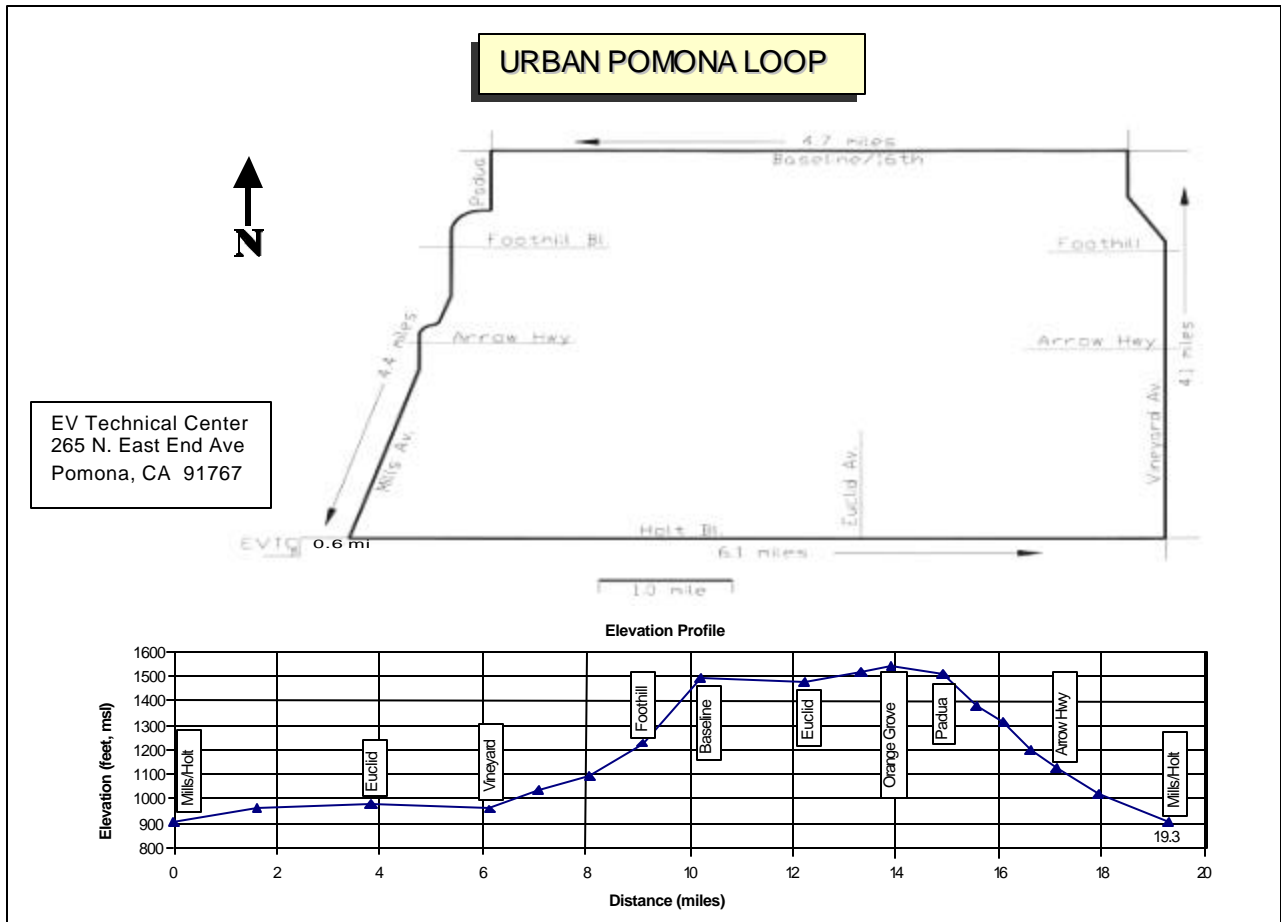
**APPENDIX B2: BILLING USAGE SUMMARY – NO ON-PEAK ENERGY**

Service Account No.: 017-4558-74  
 Customer Name: United States Postal Service  
 Service Address: 17227 New Hope Street  
 Fountain Valley, CA 92728-9005 USA  
 Service Period: 06/04/01 to 07/03/01  
 Service Plan: TOU-EV-4

Description	Usage	Unit	Unit Cost (\$)	Amount (\$)
Facilities demand	119	kW	5.40	642.60
Summer on-peak demand	0	kW	16.4	0
<i>Subtotal – Demand charges</i>	<i>NA</i>	<i>kW</i>	<i>NA</i>	<i>642.60</i>
Summer on-peak energy	0	kWh	0.16586	0
Summer off-peak energy	9107	kWh	0.09241	841.58
<i>Subtotal – Energy charges</i>	<i>9107</i>	<i>kWh</i>	<i>NA</i>	<i>841.58</i>
Other customer charges and state tax	NA	NA	NA	81.07
<b>Total charges for period</b>	<b>NA</b>	<b>NA</b>	<b>NA</b>	<b>1565.25</b>

Average energy cost for period:  $\frac{1565.25}{9107} = \$0.1719 / \text{kWh}$

## APPENDIX C: POMONA LOOP MAP



## APPENDIX D: RANGE TEST DATA SHEETS

### POMONA DRIVING TEST DATA

Date	Vehicle	VIN last 6	Test	Driver	Data File/Project		Volts	
09/18/2001	124001		Range	F. Sanchez	TC-00-0101	Start		
						Stop		
						Net		
Road Cond	Tire Press	Payload						
Dry	35	1000						

DRIVING	Time	Odom	% SOC	DC Ah	DC kWh	Amb temp	A/C temp	A/C>10 min
Start	1:25	19115	100			80. F		
Stop	3:05	19157	0			82. F		Min. A/C
Net		42	100					

Distance	State of Charge		Notes / Deviations / Traffic / Weather / Performance
Miles	Veh meter	Range meter	
0	4.0	40	
4.7	3.5	32	
9.5	3.0	29	
14.8	2.5	21	
21.8	2.0	18	
27.8	1.5	12	
30	1.0	9	
32	0.5	3	
33	0.0	2	
			light on at 38.1 miles
			flashing light at 40 miles
			Total miles 41.7

Accessories used: none  
 Drive / Regen setting: E-con mode  
 Handling/Braking: normal  
 Other comments: \_\_\_\_\_  
 \_\_\_\_\_

Charger	Serial No.		AC meter#			BMI #		
CHARGING	Date	Time	AC kWh in	BMI kWh in	DC kWh in	DC Ah in	Amb temp	Volts
Start								
Stop								
Net		0:00	0	0	0	0	. F	0

Comments: \_\_\_\_\_  
 \_\_\_\_\_  
 \_\_\_\_\_

**POMONA DRIVING TEST DATA**

Date	Vehicle	VIN last 6	Test	Driver	Data File/Project		Volts	
09/19/2001	124001		Range	F. Sanchez	TC-00-0101	<b>Start</b>		
Road Cond	Tire Press	Payload					<b>Stop</b>	
Dry	35	1000					<b>Net</b>	

DRIVING	Time	Odom	% SOC	DC Ah	DC kWh	Amb temp	A/C temp	A/C>10 min
<b>Start</b>	9:30	19175	100			67. F		
<b>Stop</b>	11:15	19219	0			71. F		<b>Min. A/C</b>
<b>Net</b>	1:45	44	100					

Distance	State of Charge		Notes / Deviations / Traffic / Weather / Performance
	Miles	Veh meter	
0	4.0	42	
5.6	3.5	40	
9.5	3.0	33	
13.3	2.5	28	
22.3	2.0	22	
28.3	1.5	18	
31	1.0	11	
32	0.5	8	
34.8	0.0	5	
			light on at 41.6 miles
			flashing light at 44.1 miles
			Total miles 44.3

Accessories used: none  
 Drive / Regen setting: E-con mode  
 Handling/Braking: normal  
 Other comments: \_\_\_\_\_  
 \_\_\_\_\_

Charger	Serial No.		AC meter#		BMI #			
<b>CHARGING</b>	<b>Date</b>	<b>Time</b>	<b>AC kWh in</b>	<b>BMI kWh in</b>	<b>DC kWh in</b>	<b>DC Ah in</b>	<b>Amb temp</b>	<b>Volts</b>
<b>Start</b>								
<b>Stop</b>								
<b>Net</b>		0:00	0	0	0	0	. F	0

Comments: \_\_\_\_\_  
 \_\_\_\_\_

POMONA DRIVING TEST DATA

Date	Vehicle	VIN last 6	Test	Driver	Data File/Project		Volts
09/18/2001	124002		Range	F. Sanchez	TC-00-0101	<b>Start</b>	
Road Cond	Tire Press	Payload				<b>Stop</b>	
Dry	35	1000				<b>Net</b>	

DRIVING	Time	Odom	% SOC	DC Ah	DC kWh	Amb temp	A/C temp	A/C>10 min
<b>Start</b>	9:25	20254	100			70. F		
<b>Stop</b>	11:17	20301	0			72. F		<b>Min. A/C</b>
<b>Net</b>	1:52	47	100					

Distance	State of Charge		Notes / Deviations / Traffic / Weather / Performance
Miles	Veh meter	Range meter	
0	4.0	40	
4	3.5	35	
9	3.0	30	
13	2.5	23	
20	2.0	20	
27	1.5	13	
30	1.0	10	
34	0.5	5	
40	0.0	3	
			light on 43.6 miles
			flashing light at 46.5 miles
			Total miles 47.2

Accessories used: none  
 Drive / Regen setting: E-con mode  
 Handling/Braking: normal  
 Other comments: \_\_\_\_\_

Charger	Serial No.		AC meter#		BMI #			
CHARGING	Date	Time	AC kWh in	BMI kWh in	DC kWh in	DC Ah in	Amb temp	Volts
<b>Start</b>								
<b>Stop</b>								
<b>Net</b>		0:00	0	0	0	0	. F	0

Comments: \_\_\_\_\_

POMONA DRIVING TEST DATA

Date	Vehicle	VIN last 6	Test	Driver	Data File/Project		Volts	
09/20/2001	124002		Range	F. Sanchez	TC-00-0101	<b>Start</b>		
Road Cond	Tire Press	Payload					Stop	
Dry	35	1000					Net	

DRIVING	Time	Odom	% SOC	DC Ah	DC kWh	Amb temp	A/C temp	A/C>10 min
<b>Start</b>	8:45	20343	100			63. F		
<b>Stop</b>	10:28	20385	0			68. F		<b>Min. A/C</b>
<b>Net</b>	1:43	42	100					

Distance	State of Charge		Notes / Deviations / Traffic / Weather / Performance
Miles	Veh meter	Range meter	
0	4.0	40	
5.2	3.5	33	
8.5	3.0	29	
11.2	2.5	22	
14.5	2.0	19	
25	1.5	15	
29	1.0	10	
30.9	0.5	8	
36	0.0	5	
			light on at 40 miles
			flashing light at 41.5 miles
			Total miles 41.9

Accessories used: none  
 Drive / Regen setting: E-con mode  
 Handling/Braking: normal  
 Other comments: \_\_\_\_\_  
 \_\_\_\_\_

Charger	Serial No.		AC meter#		BMI #			
CHARGING	Date	Time	AC kWh in	BMI kWh in	DC kWh in	DC Ah in	Amb temp	Volts
<b>Start</b>								
<b>Stop</b>								
<b>Net</b>		0:00	0	0	0	0	. F	0

Comments: \_\_\_\_\_  
 \_\_\_\_\_