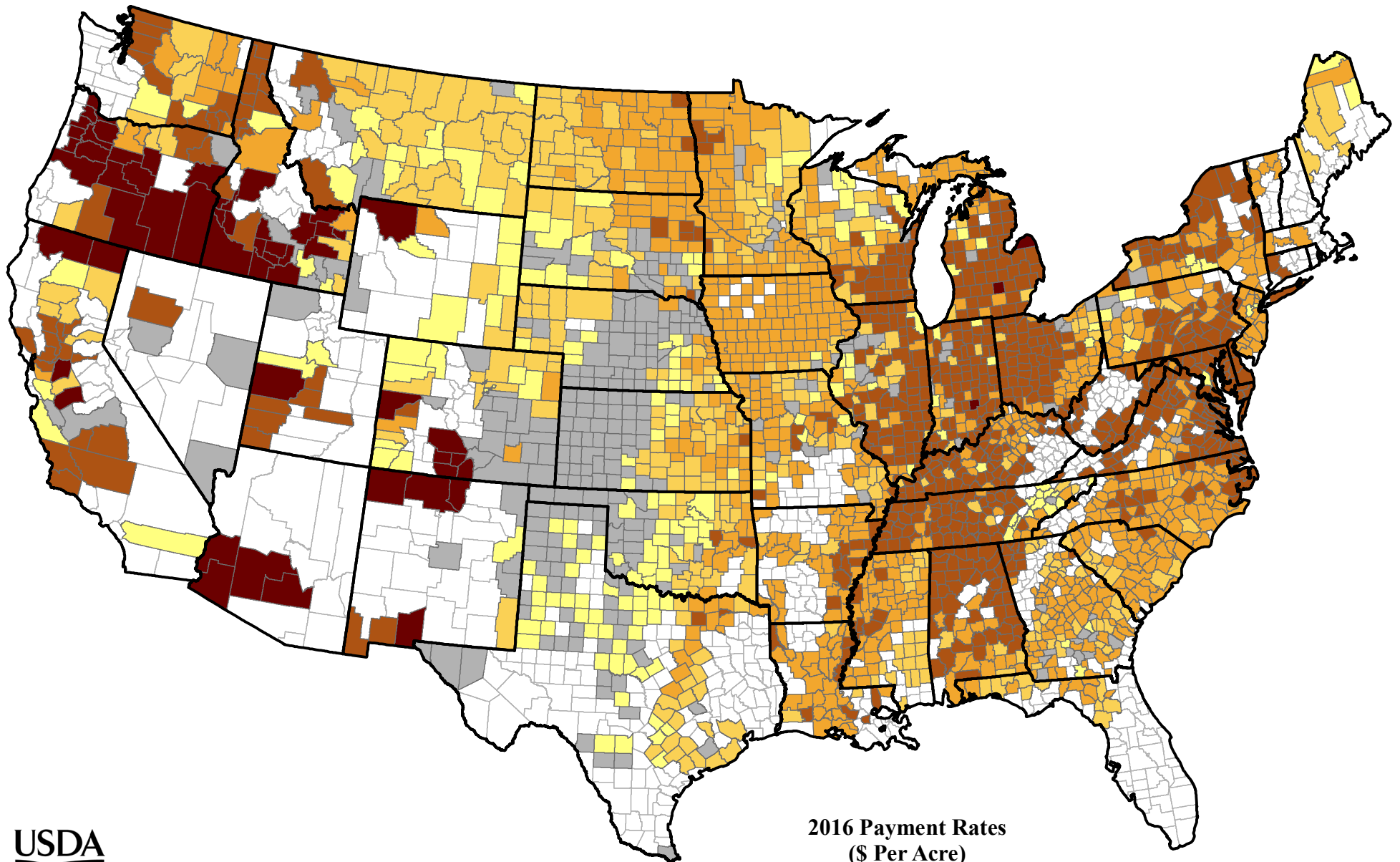








# 2016 ARC- CO Payment Rates for Wheat



Farm Service Agency  
Production, Emergency, Compliance Division  
Washington, DC  
October 23, 2017

## 2016 Payment Rates (\$ Per Acre)

 No Base Acres	 \$0.09 - \$18.09	 \$29.76 - \$38.86
	 \$18.10 - \$29.75	 \$38.87 - \$55.61
		 \$55.62 - \$84.42

Map includes all and non-irrigated yields. Map is intended for Farm Service Agency (FSA) business purposes only. Map depicted only serves as a general reference map.