



# **Student and Exchange Visitor Information System**

## **General Summary Quarterly Review**

For the quarter ending June 30<sup>th</sup>, 2012

July 11th, 2012



## Table of Contents

### Page

I. Introduction	2
II. Management Summary	3
III. School Data	4
IV. F-1 and M-1 Nonimmigrant Student Data	6



## SEVP and SEVIS

The Student and Exchange Visitor Program (SEVP) manages the Student and Exchange Visitor Information System (SEVIS). SEVP is a program under the Immigration and Customs Enforcement (ICE) agency within Department of Homeland Security (DHS).

SEVIS came online in 2003 to track and monitor the status and activities of nonimmigrant students and exchange visitors (EVs) who enter the United States. This web-based system collects real-time information on nonimmigrant students, EVs, approved schools, and program sponsors. This information is available to a variety of stakeholders. SEVIS also retains information on Exchange Visitor Program sponsors and visitors that are approved by the Department of State (DoS). The DoS web site is <http://eca.state.gov/jexchanges/index.cfm>

This quarterly review is based on information retrieved on July, 1st 2012. As SEVIS is a real-time data base, exact numbers within this review were accurate as of the date retrieved. The below list contains the various organizations, including DHS – ICE Counterterrorism and Criminal Exploitation Unit (CTCEU), that request data and information stored in SEVIS. SEVP continues to see the number of requests increase as SEVP's abilities and SEVIS' capabilities expand.

DHS - ICE (SEVP)  
Department of State (DoS)  
Exchange Visitor Programs  
Congress  
Private Organizations

DHS - ICE (CTCEU)  
Schools  
Embassies and Consulates  
Law Enforcement and Intelligence Agencies  
Other Governmental Agencies and Entities





### Management Review Summary

The SEVIS “General Summary Quarterly Review” is produced to provide a snap-shot of useful information to SEVP management and a variety of SEVIS stakeholders.

This edition of the review represents a sample of information collected from SEVIS data on January 3, 2012.

Since the program’s inception, the total volume of data in SEVIS continues to grow. On June 30th, 2012, SEVIS contained records for **1,197,032** active nonimmigrant students, exchange visitors, and their dependents. The total number of records for all F-1, M-1, and J-1 visa holders has increased to approximately **9.9 million**.

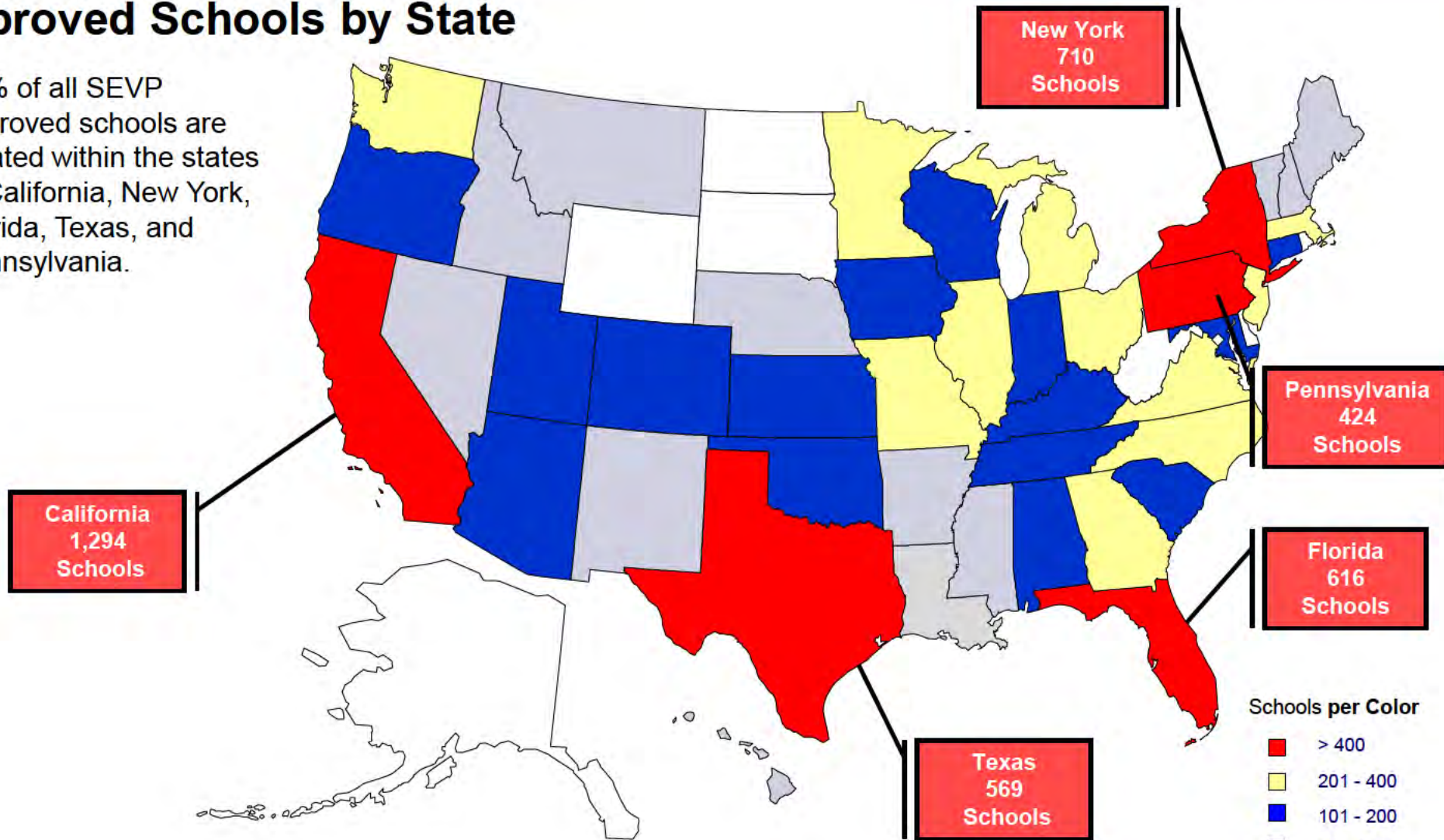
SEVIS Program Totals as of July 1<sup>st</sup>, 2012

Metric	Total
<b>Schools</b>	
Approved	9,586
<b>Students (F-1 &amp; M-1)</b>	
Active	840,831
Dependents	86,832
Completed	1,650,082
Metric	Total
<b>Exchange Visitors Programs</b>	
Active	1,417
<b>Exchange Visitors (J-1)</b>	
Active	218,942
Dependents	50426
Inactive	2,626,284



# Approved Schools by State

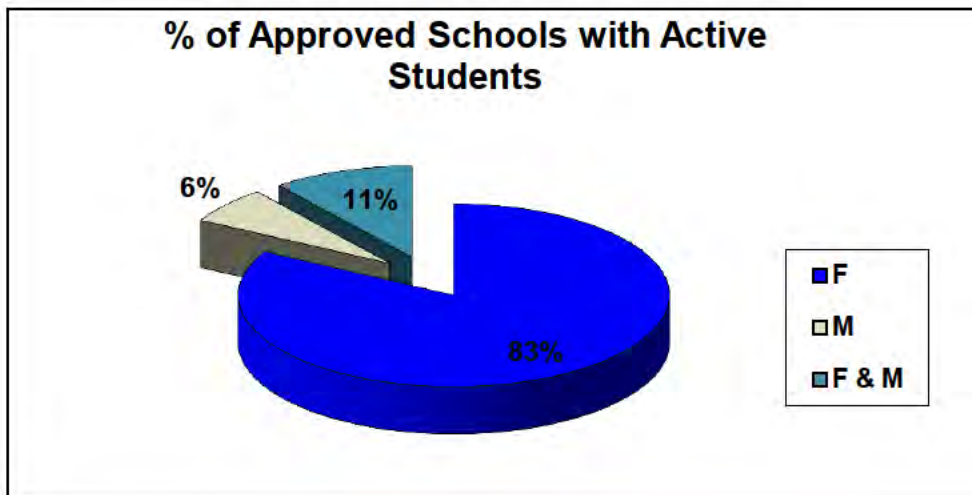
▶ 36% of all SEVP approved schools are located within the states of California, New York, Florida, Texas, and Pennsylvania.







## Approved Schools



# of Active Students	# of Schools
>5,000	14
1,001 - 5,000	180
501 - 1,000	158
101 - 500	883
51 - 100	707
11 - 50	1,837
1 - 10	2,893
0	3,375

Top Five F-1 and M-1 Approved Schools	
School Name	# of Active Students
Cornell University	4,238
Santa Monica College	3,243
Houston Community College System	3,214
The University of Iowa	2,681
Northern Virginia Community College	1,946

Top Five F-1 Approved Schools	
School Name	# of Active Students
The City University of New York	9,826
Purdue University	8,534
University of Southern California	8,458
University of Illinois	7,822
Columbia University in the City of New York	7,214

Top Five M-1 Approved Schools	
School Name	# of Active Students
Bethel School of Supernatural Ministry	539
TransPac Aviation Academy	368
Florida Institute of Technology	284
U.S. Flight Academy	239
Dean International, Inc.	222

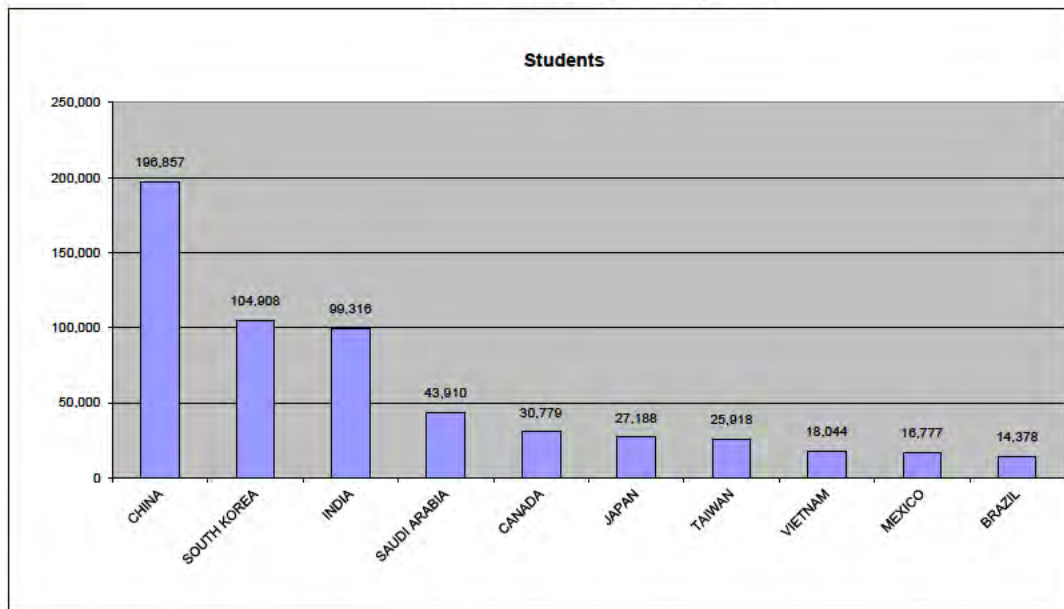


# IV. F-1 & M-1 Nonimmigrant Student Data

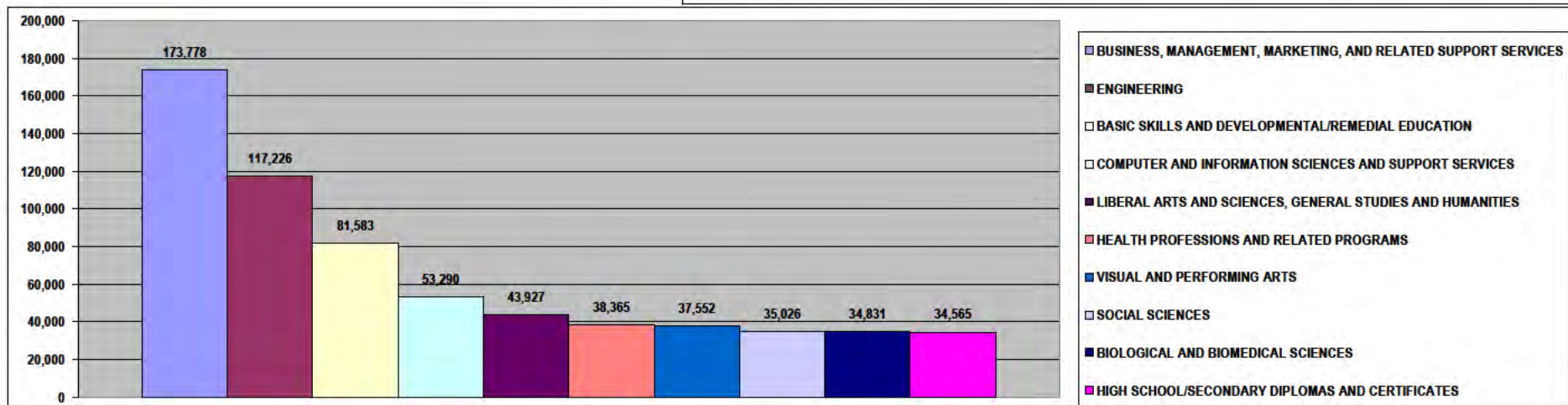
## Geographic Region and Major

- ▶ China is the country with the highest number of Active students (196,857).
- ▶ The leading Major continues to be Business for 173,778 international students.
- ▶ DHS certified schools may offer multiple curricula but must be approved for each specific curriculum in which they enroll F/ M students.

Top Ten Country of Citizenship



Top Ten Majors





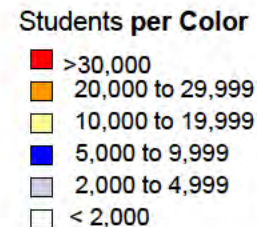
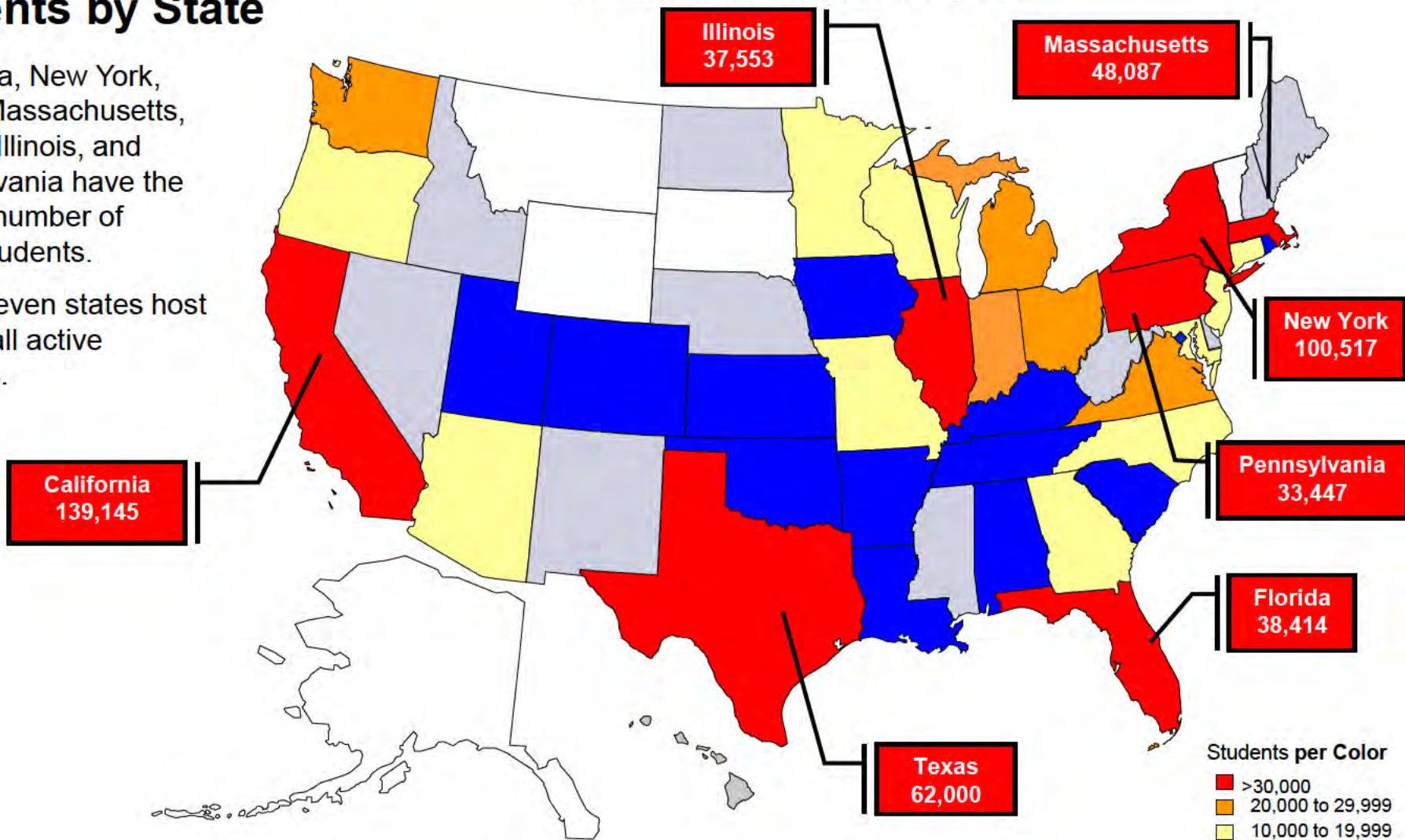


# IV. F-1 & M-1 Nonimmigrant Student Data

## Students by State

- ▶ California, New York, Texas, Massachusetts, Florida, Illinois, and Pennsylvania have the highest number of active students.
- ▶ These seven states host 55% of all active students.

Number of Active Students by State







### Level of Education and Course of Study

- ▶ 70% of active students are enrolled in Bachelor's, Master's or Doctoral programs.
- ▶ An approved school may offer several levels of education from pre-school, elementary, high school, to post secondary education level.

Education Level by Active Students

