



# **Student and Exchange Visitor Information System**

## General Summary Quarterly Review

For the quarter ending March 31, 2010

April 1, 2010



## Table of Contents

Page

I. Introduction	2
II. Management Summary	3
III. School Data	4
IV. F-1 and M-1 Nonimmigrant Student Data	6



## SEVP and SEVIS

The Student and Exchange Visitor Program (SEVP) manages the Student and Exchange Visitor Information System (SEVIS). SEVP is a program under the Immigration and Customs Enforcement (ICE) agency within Department of Homeland Security (DHS).

SEVIS came online in 2003 to track and monitor the status and activities of nonimmigrant students and exchange visitors (EVs) who enter the United States. This web-based system collects real-time information on nonimmigrant students, EVs, approved schools, and program sponsors. This information is available to a variety of stakeholders. SEVIS also retains information on Exchange Visitor Program sponsors and visitors that are approved by the Department of State (DoS). The DoS web site is

<http://eca.state.gov/jexchanges/index.cfm>

This quarterly review is based on information retrieved on April 1, 2010. As SEVIS is a real-time data base, exact numbers within this review were accurate as of the date retrieved. The below list contains the various organizations that request data and information stored in SEVIS. SEVP continues to see the number of requests increase as SEVP's abilities and SEVIS' capabilities expand.

DHS - ICE (SEVP)  
Department of State (DoS)  
Exchange Visitor Programs  
Congress  
Private Organizations

DHS - ICE (Compliance Enforcement Unit)  
Schools  
Embassies and Consulates  
Law Enforcement and Intelligence Agencies  
Other Governmental Agencies and Entities



### Management Review Summary

The SEVIS “General Summary Quarterly Review” is produced to provide a snap-shot of useful information to SEVP management and a variety of SEVIS stakeholders.

This edition of the review represents a sample of information collected from SEVIS data on April 1, 2010.

Since the program’s inception, the total volume of data in SEVIS continues to grow. On March 31, 2010, SEVIS contained records for **1,054,049** active nonimmigrant students, exchange visitors, and their dependents. The total number of records for all F, M, and J visa holders has increased to approximately 7.2 **million**.

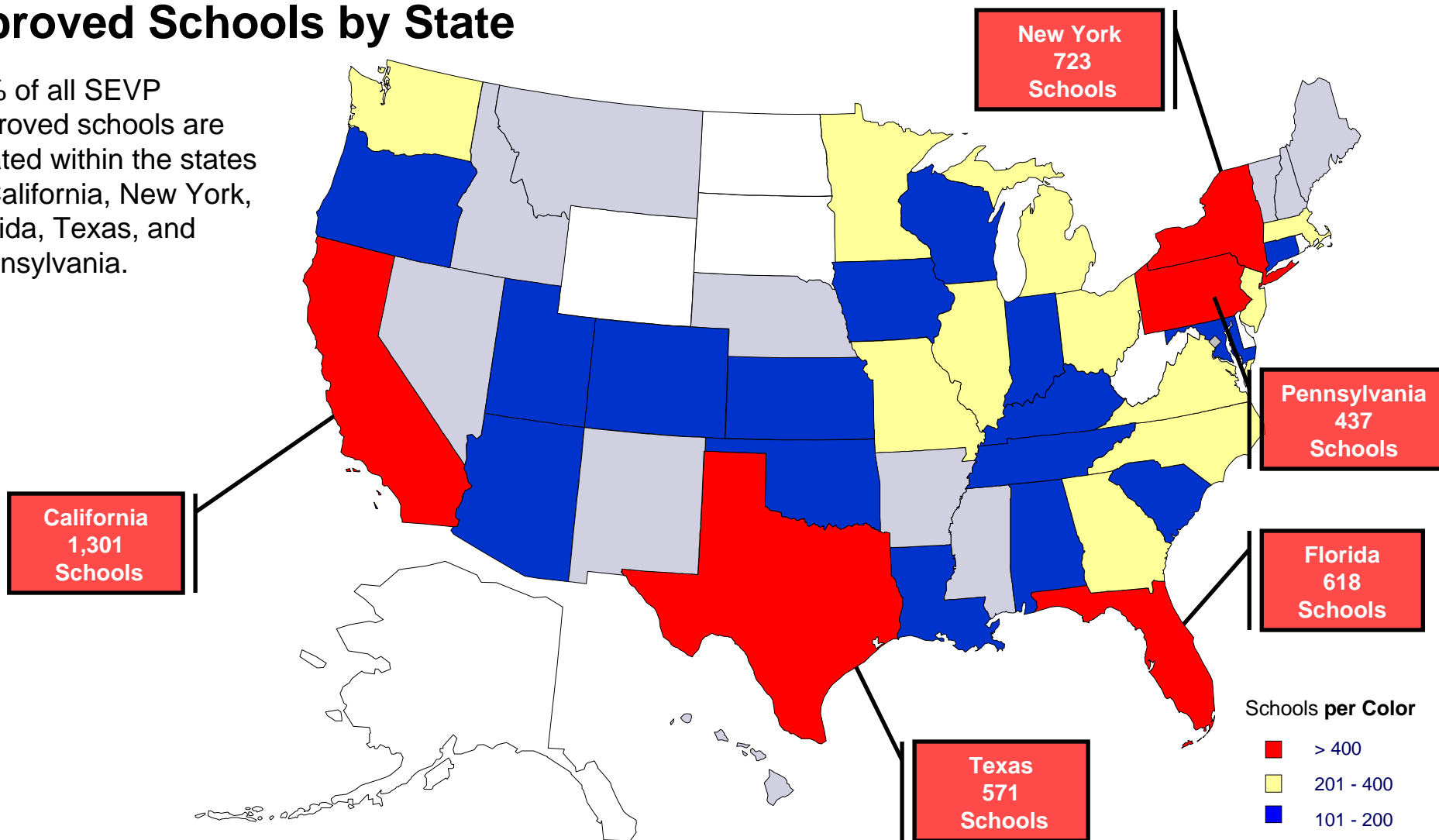
SEVIS Program Totals as of March 31, 2010

Schools	
Approved	10,175
Students (F-1 & M-1)	
Active	763,133
Dependents	76,571
Completed	1,182,104
Metric	Total
Exchange Visitors Programs	
Active	1,453
Exchange Visitors (J-1)	
Active	164,493
Dependents	49,852
Inactive	1,946,170

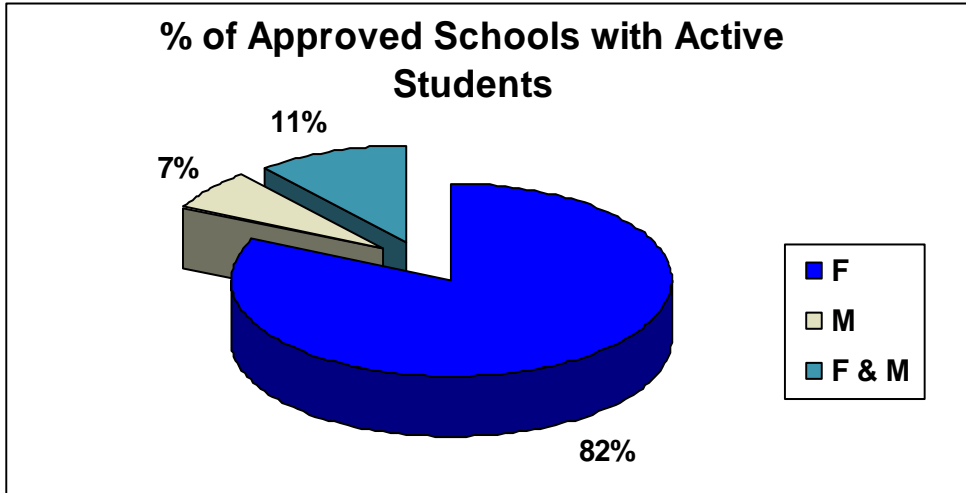


## Approved Schools by State

- ▶ 36% of all SEVP approved schools are located within the states of California, New York, Florida, Texas, and Pennsylvania.



## Approved Schools



# of Active Students	# of Schools
>5,000	7
1,001 - 5,000	159
501 - 1,000	177
101 - 500	816
51 - 100	689
11 - 50	1,799
1 - 10	2,925
0	3,603

Top Five F-1 and M-1 Approved Schools	
School Name	# of Active Students
Cornell University	3611
Houston Community College System	3446
Santa Monica College	3334
Northern Virginia Community College	2033
San Francisco State University (Sfsu)	1922

Top Five F-1 Approved Schools	
School Name	# of Active Students
The City University Of New York	11435
University Of Southern California	7252
Purdue University	6469
University Of Illinois	5980
Columbia University In The City Of New York	5818

Top Five M-1 Approved Schools	
School Name	# of Active Students
Pan Am International Flight Academy	380
Bethel School Of Supernatural Ministry	352
Sabena Airline Training Center, Inc.	178
Orlando Flight Training	176
Tyson's College	156

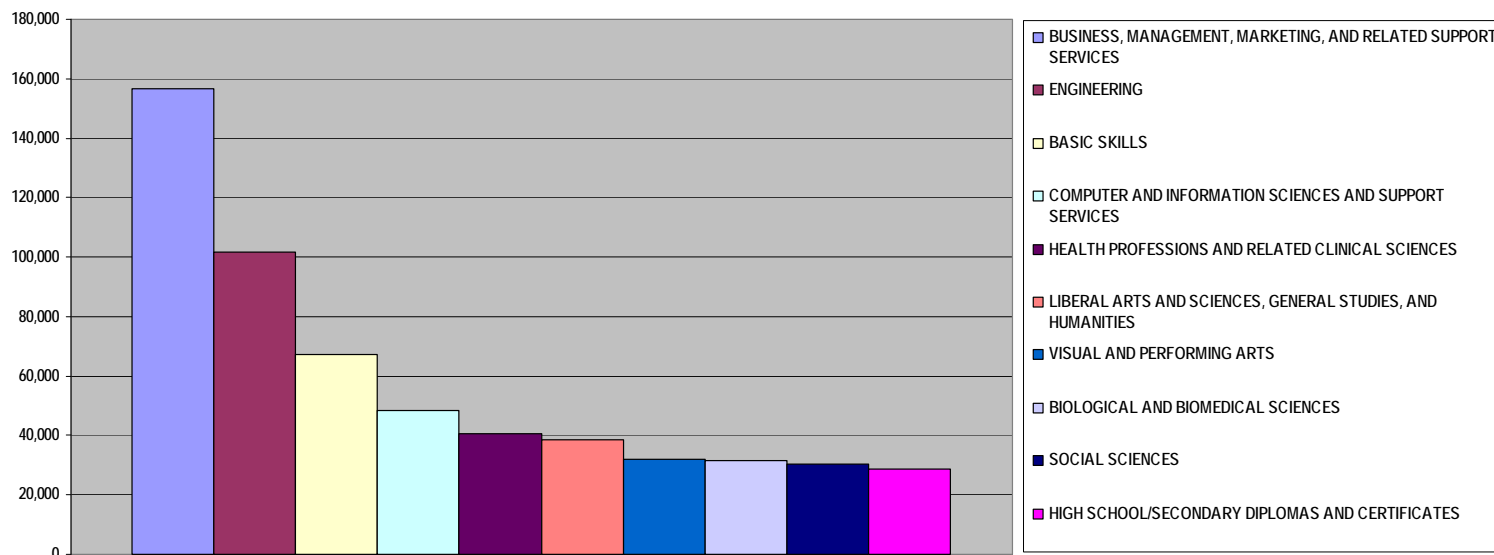
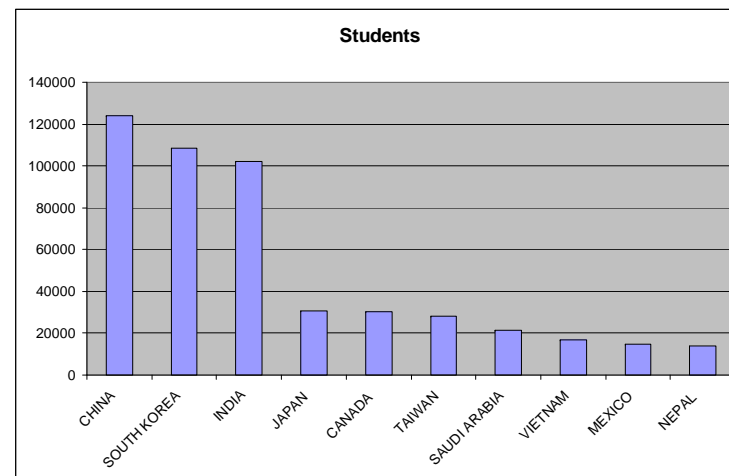


## IV. F-1 & M-1 Nonimmigrant Student Data

### Geographic Region and Major

- ▶ China is the country with the highest number of Active students (123,965).
- ▶ The leading Major continues to be Business for 156,697 international students.
- ▶ DHS certified schools may offer multiple curricula but must be approved for each specific curriculum in which they enroll F/ M students.

Top Ten Country of Citizenship



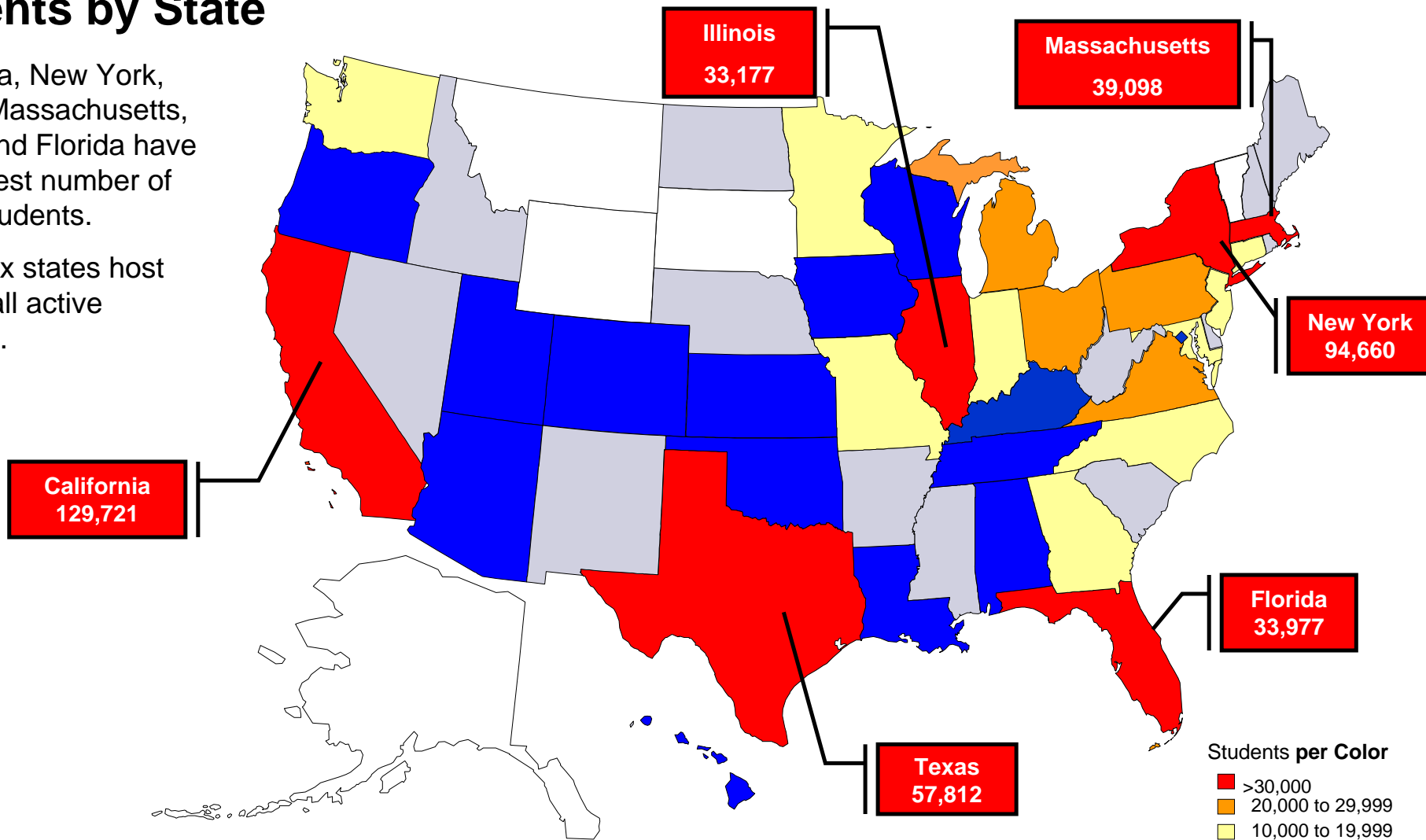


# IV. F-1 & M-1 Nonimmigrant Student Data

### Number of Active Students by State

## Students by State

- ▶ California, New York, Texas, Massachusetts, Illinois and Florida have the highest number of active students.
- ▶ These six states host 51% of all active students.



Students per Color

- >30,000
- 20,000 to 29,999
- 10,000 to 19,999
- 5,000 to 9,999
- 2,000 to 4,999
- < 2,000





### Level of Education and Course of Study

- ▶ 69% of active students are enrolled in Bachelor's, Master's or Doctoral programs.
- ▶ An approved school may offer several levels of education from pre-school, elementary, high school, to post secondary education level.

Education Level by Active Students

