

California: Price Movements of Top Exports and Other Highlights

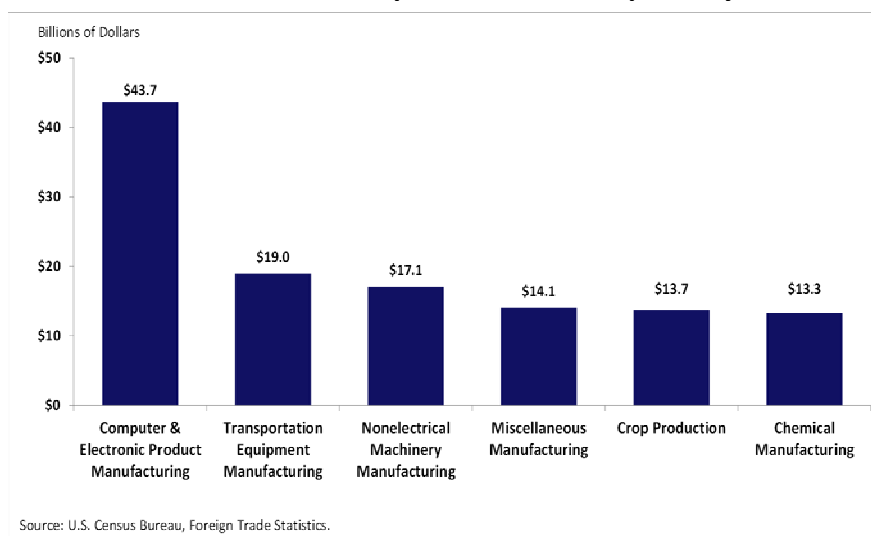
October 2018

www.bls.gov/mxp

In 2017 California ranked second among U.S. states and territories in total exports. California's export dollar value totaled \$171.9 billion, an increase of 5.1 percent from the 2016 value of \$163.5 billion. The price indexes for California's top 3 export industries—computer and electronic product manufacturing, transportation equipment manufacturing, and machinery manufacturing—all increased between June and September. Export prices for crop production fell during the same period.



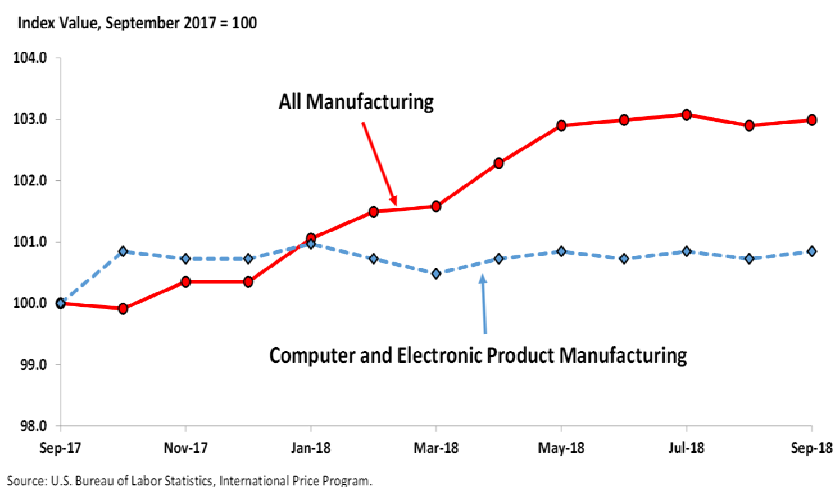
Top Six California Exports by Trade Dollar Value, 2017



- California accounted for 21.0 percent of total U.S. exports of computer and electronic product manufacturing by trade dollar value in 2017, ranking second among all states.
- In 2017, California accounted for 6.8 percent of total U.S. exports of transportation equipment.
- California's top 6 export industries accounted for slightly more than 70.2 percent of the state's total export dollars.

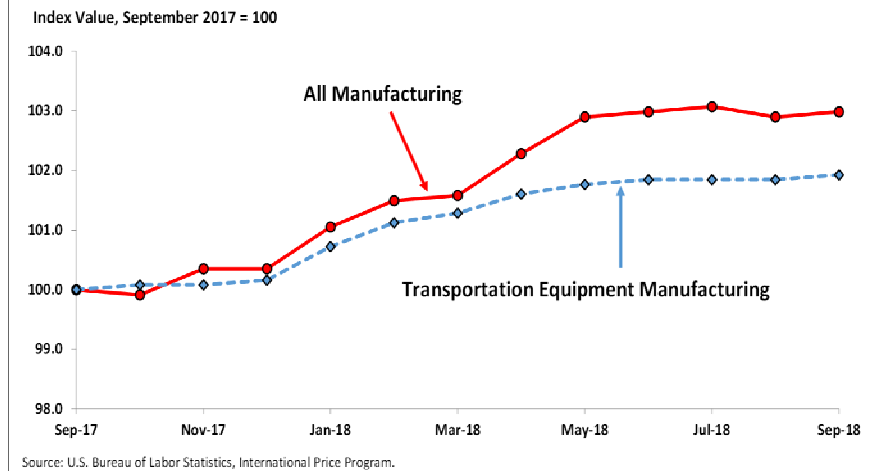
U.S. Export Price Indexes: Computer and Electronic Product Manufacturing

- Computer and electronic product manufacturing export prices ticked up 0.1 percent over the third quarter of 2018.
- Export prices for computer and electronic product manufacturing increased 0.8 percent over the past year.
- Export prices for semiconductor manufacturing, the main contributor to the index, drove the over-the-year advance with a 3.8-percent rise.

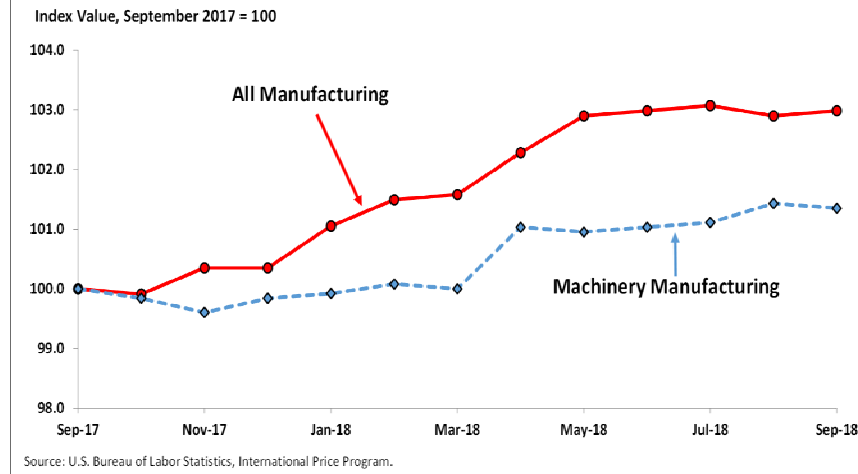


U.S. Export Price Indexes: Transportation Equipment Manufacturing

- Export prices for transportation equipment manufacturing ticked up 0.1 percent over the past quarter.
- The price index for export transportation equipment manufacturing rose 1.9 percent over the past 12 months.
- Prices for export motor vehicle body and trailer manufacturing, a contributor to the index, increased 1.4 percent for the year ended in September; this was the largest 12-month rise since December 2015.



U.S. Export Price Indexes: Machinery Manufacturing



- Machinery manufacturing export prices advanced 0.3 percent for the 3-month period ended in September.
- Prices for export machinery manufacturing increased 1.4 percent for the 12 months ended in September.
- The last time prices for export machinery manufacturing rose by more than 1.4 percent on a 12-month basis was a 1.6-percent advance in June 2014.

U.S. Export Price Indexes: Crop Production

- The export price index for crop production declined 3.5 percent from June to September.
- Crop production export prices fell 10.2 percent for the 12-month period ended in September.
- Export prices for soybean farming, the main contributor to the index, drove the 12-month decline with a drop of 14.4 percent; this was the largest over-the-year decrease since the index fell 15.3 percent in July 2017.

