



SOAR Works to End Veteran Homelessness:
**VA Caseworker's
Guide**

Version 1, Spring 2017

*U.S. Department of Veterans Affairs
Homeless Veterans Program*

Download the guide at
<https://www.va.gov/HOMELESS/docs/VA-SOAR-508.pdf>

Melissa Makes SOAR Work for Veterans Who Are Homeless—And You Can Too.

Melissa is a U.S. Department of Veterans Affairs (VA) caseworker on a mission to end homelessness, one Veteran at a time. Over the years, she's met many homeless Veterans eligible for Social Security income—critical resources to help end their homelessness—whose benefit applications were denied. The reasons were mixed: paperwork was incomplete; there was no mailing address; the application process was complex.



All that changes with **SOAR**: the **S**upplemental Security Income (SSI)/Social Security Disability Insurance (SSDI) **O**utreach, **A**ccess and **R**ecovery program. SOAR training helps VA caseworkers like Melissa, assist Veterans in getting their applications right the first time and increase the chances they'll receive the benefits they've earned.

For eligible Veterans, SSI/SSDI benefits are a critical resource to end and prevent homelessness. With monthly income for housing and living expenses, SSI/SSDI helps Veterans get housed and stay housed. However, Melissa saw too many Veterans become tangled in red tape and denied essential benefits to exit homelessness and sustain permanent housing. So she did something about it: **She trained to become a SOAR provider.** She also earned FREE continuing education credits (CEUs) to advance her career.

Melissa learned how to determine Veterans' eligibility for benefits, manage a case file, save time by compiling medical and other evidence for the application (often tapping VA's electronic records systems) and submit a high-quality SSI/SSDI application packet. SOAR training showed Melissa which forms she needed, how to gather information, where to submit applications and who to talk to if she got stuck. It taught her the process from start to finish so she could keep her Veteran clients informed along the way.

Soon after becoming a trained SOAR provider, Melissa helped a down-on-his-luck Veteran submit an SSI/SSDI application correctly on the first try. Within a few months, he received his first payment. The Veteran became permanently housed, ending three years of homelessness. Thanks to Melissa and SOAR, he has a new lease on life.

Melissa is among the many VA caseworkers using SOAR training to help end and prevent homelessness among Veterans. Any VA caseworker can make SOAR work for Veterans. Learn how with this **SOAR Works to End Veteran Homelessness: VA Caseworker's Guide**, and then use it to put SOAR training into practice on behalf of Veterans.

*Please note: The SOAR Works to End Veteran Homelessness: VA Caseworker's Guide is NOT a substitute for SOAR training. It is a tool that SOAR-trained VA caseworkers can use to assist Veterans in applying for SSI/SSDI.

Table of Contents

| | |
|---|----|
| <i>What Is SOAR?</i> | 3 |
| <i>Why SOAR?</i> | 3 |
| <i>Five Reasons VA Caseworkers Should Take SOAR Training</i> | 4 |
| <i>Get Trained in SOAR</i> | 4 |
| <i>The SOAR Process: Steps to Success</i> | 5 |
| <i>The SOAR Process: Social Security Administration (SSA) Forms Guide</i> | 6 |
| <i>The SOAR Tip Sheet: Guide to Completing SSI/SSDI Applications</i> | 7 |
| <i>More About SOAR: Resources and Contacts</i> | 12 |

What Is SOAR?

Veterans and others with disabilities who are experiencing or at risk of homelessness often struggle to access available resources. The Social Security Administration (SSA) administers two programs that can provide assistance: Supplemental Security Income (SSI) and Social Security Disability Insurance (SSDI). These programs have some similarities, but are different in key ways. Each application requires certain documentation; both are complex.

SOAR is a training and technical assistance initiative created by the Substance Abuse and Mental Health Services Administration (SAMHSA) and made available to case managers and social workers across the Federal Government and individual states. SOAR offers free tools and training to VA staff and other caseworkers nationwide to boost access to these benefits for people with disabilities who are experiencing or are at risk of homelessness, including Veterans.

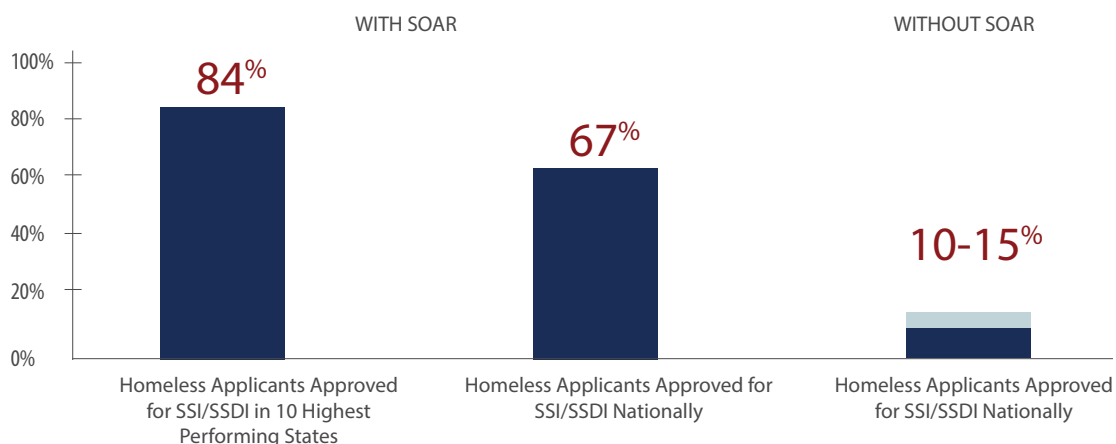
Why SOAR?

SOAR trains caseworkers in how to complete SSI/SSDI applications on behalf of eligible Veterans and other individuals—and dramatically increases their chances of success. SOAR providers manage the application process, request and collect medical records (cutting out weeks of waiting), write the Medical Summary Report and gather everything into a single packet for submission to SSA and the Disability Determination Services (DDS).

SOAR works. Those without SOAR training submit successful applications on behalf of homeless individuals just 10 to 15 percent of the time. With SOAR training, the application success rate skyrockets to 67 percent nationally. In the 10 highest performing states, the success rate is a stunning 84 percent, according to SAMHSA data.¹

SOAR helps caseworkers get SSI/SSDI applications right the first time—speeding approval times and reducing denials or the need for appeals. Successful Veteran SSI/SSDI applicants receive critical benefits to use for housing and living expenses and exit homelessness. **It also provides caseworkers with 20 hours of free continuing education credits (CEUs). Training to earn the CEUs can be completed online at caseworkers' convenience.**

SOAR Works



¹ 2016 SOAR Outcomes. The SAMHSA SOAR TA Center. March 2017. <https://soarworks.prainc.com/sites/soarworks.prainc.com/files/2016%20Outcomes-Final-508.pdf>

Five Reasons VA Caseworkers Should Take SOAR Training

1. Help end homelessness among Veterans and prevent at-risk Veterans from becoming homeless.
 2. Contribute to helping thousands of Veterans access the benefits they've earned.
 3. Learn how to complete high-quality SSI/SSDI applications, a skill you can use throughout your work on behalf of individuals with disabilities.
 4. Advance your career by learning a new skill that improves VA services on behalf of Veterans.
 5. Earn 20 hours of continuing education credits (CEUs) from the National Association of Social Workers (NASW).
-

Get Trained in SOAR

Help more Veterans get their SSI/SSDI applications right the first time by training to become a SOAR provider. The free SOAR Online Course not only equips you to serve more Veterans, it also earns you 20 CEUs to apply to your professional development.

Training takes just 20 hours, and can be completed at your own pace, preferably within 30 days so you retain the information. The SOAR Online Course features the following components:











- Seven classes with articles, short quizzes and a practice case to test your knowledge of SOAR techniques on a fictitious applicant
- Video interviews, medical records and progress notes that show you the information you need to complete SSI/SSDI forms and write the applicant's Medical Summary Report
- The opportunity to submit your completed fictitious application to the SOAR Technical Assistance (TA) Center for review

When your training is complete and your "application" is approved, you'll receive a certificate of completion and the 20 credits.

Learn about SOAR training at soarworks.prainc.com/topics/soar-online-course and enroll at soarworks.prainc.com/course/ssissdi-outreach-access-and-recovery-soar-online-training.

The SOAR Process: Steps to Success

Key steps in the process that SOAR-trained providers typically follow.

- Step 1**  Take the SOAR Online training to learn the SOAR process.
- Step 2**  Determine Veterans' eligibility to become a SOAR applicant.
- Step 3**  Assist the Veteran in creating a "My Social Security" account at www.SSA.gov to collect information about any pending SSI/SSDI applications and to determine how many work credits the Veteran has collected towards SSDI eligibility.
- Step 4**  Begin gathering supporting documentation (e.g., collect records/releases, send letters requesting information).
- Step 5**  Expedite collection of medical evidence and other information using VA records systems and other sources:
 - Homeless Operations Management and Evaluation System (HOMES)
 - Computerized Patient Record System (CPRS)
 - Public Housing Authority (HUD-VASH) applications
 - Psychosocial assessments
 - Compensated Work Therapy (CWT) records
 - Veterans and their families or designated representatives
 - Community partners, such as SSVF providers or local clinics, who may provide services for the Veteran.
- Step 6**  Complete and save SSA forms (SSA-1696, SSA-8000, SSA-16, SSA-3368, SSA-827).
- Step 7**  Write the Medical Summary Report.
- Step 8**  Submit the complete SOAR Packet:
 - Call SSA for an appointment.
 - Complete the online Disability Benefit Application at www.SSA.gov 24-48 hours before the SSA appointment.
 - Hand-deliver or transmit (if this is an option) the full packet (SSA forms, Medical Summary Report, medical records).
- Step 9**  Stay in touch with Veterans, SSA and DDS.
- Step 10**  Receive decision and notify Veterans (in an average of 100 days or less). If successful, payment generally begins within 30 days.

The SOAR Process: Social Security Administration (SSA) Forms Guide

What forms do you need to complete SSI/SSDI applications? This checklist will help you make sure you have everything you need to submit applications on behalf of Veterans.

SSA-827: Authorization to Disclose Information to SSA

- Applicant's name, date of birth, Social Security number
- An address where the applicant can receive mail (*for applicants experiencing homelessness, this may be the case manager's VA Medical Center address or the address of the community provider who is serving as the SSA-1696 appointed representative*)

SSA-1696: Appointment of Representative

- Information from the representative about attorney status

SSA-16: Application for Social Security Disability Insurance (SSDI)

- The date of onset for disability (*recommend using the applicant's last day of work*)
- Information about prior marriages and all children under 18, or over 18 and disabled
- Any other benefits the applicant may be applying for, such as Veterans' benefits, Supplemental Security Income (SSI), cash assistance or workers' compensation

SSA-8000: Application for Supplemental Security Income (SSI)

- The applicant's parents' names, to help with identification
- The mailing and residential address (if different) for the applicant, and details about his or her current living arrangement (*if the applicant is in an institution, SSA will need a release date in order to process the application*)
- Details about the applicant's income and resources
- Information about the receipt of food stamps or the need to apply for food stamps
- Details about prior military or other federal service, and related applications for benefits

SSA-3368: Adult Disability Report

- All physical or mental conditions (including emotional or learning problems) that may limit the applicant's ability to work
- Last grade completed in school and an estimated year of completion, as well as details about any specialized job training, including military training
- Details from all the jobs (up to 5) that the applicant had in the 15 years before he or she became unable to work, including job title, type of business, dates worked and approximate hours/rate of pay (if known)
- All medicines the applicant is taking, including prescriptions and any over-the-counter medicines (*include recent prescriptions that the applicant may not be consistently taking*)
- Details from all medical sources that have examined or treated the applicant for physical or mental conditions, even if they are not recent. Include substance use treatment and jail/prison

The SOAR Tip Sheet: Guide to Completing SSI/SSDI Applications

SOAR-trained VA caseworkers can use this tip sheet to complete SOAR-model SSI/SSDI applications on behalf of Veterans. The table shows application steps and provides tips in red to guide VA caseworkers to information in VA's systems to help complete applications right the first time.

SSI/SSDI Application Steps

I. Establishing a Protective Filing Date

1. Was SSA contacted to establish a protective filing date by a method below?

Called SSA Online (by beginning Online Disability Application at www.SSA.gov) DATE:

2. Does the SOAR representative have proof of protective filing in applicant's records? Yes No

TIP: Collect this information from Social Security Administration (SSA).

II. SSI/SSDI Applications: Non-Medical Information

A. SSI Application (SSA-8000)

1. Was the SSA-8000 completed: By SOAR representative? By SSA representative (in person or by phone)? DATE:

2. Was the following documentation for the SSI application provided, if needed?

(a) Marital Status Yes No N/A

TIP 1: Find this information in HOMES assessment, on the Computerized Patient Record System (CPRS) cover sheet or in the psychosocial assessment (check for accuracy). Recent data are found in "recent notes" area.

TIP 2: Find the most recent information in the place where the assessment was last updated, either in CPRS or HOMES. (All VAMCs have different note titles so use information from where the most recent activity is stated.)

(b) Immigration Status Yes No N/A

TIP 1: This question is not asked in HOMES. *Unsure where to locate* (Permanent residents could have served in the military.)

TIP 2: Check DD-214 for U.S. citizen checkbox. If it's unchecked, it may indicate that the Veteran is a naturalized citizen or has a Green Card.

(c) Living Arrangements Yes No N/A

TIP 1: This question asks Veterans' housing status, where they live (e.g., on the street or in a shelter), and who, if anyone, the Veteran lives with. Find the information in HOMES or the psychosocial assessment.

(d) Assets/Resources Yes No N/A

(e) Income Yes No N/A

TIP: HOMES asks about income but doesn't necessarily ask about assets. Check for this information in a public housing authority (PHA)/HUD-VASH application, if applicable.

TIP: HOMES may not contain income/bank information. Check for this information in a public housing authority (PHA)/HUD-VASH application, if a Veteran has completed one.

B. SSDI Application (SSA-16)

1. Was the SSA-16 completed and submitted:

Online In Person By Phone DATE:

TIP: Check the HOMES assessment for information about Veterans' children because this question appears on this form.

2. Did the Date of Onset match the date reported on the SSA-3368? Yes No

C. Appointment of Representative (SSA-1696)

1. Was the SSA-1696 signed and submitted? Yes No DATE:

III. SSI/SSDI Applications: Medical Information

D. Adult Disability Report (SSA-3368)

1. Was the SSA-3368 completed and submitted:

Online In Person By Phone DATE:

2. On the SSA-3368, was the following information provided:

(a) Additional contact person besides appointed representative? Yes No

TIP: List a family member or another person who knows about the Veteran's health condition or another contact as preferred by the Veteran. Check the CPRS cover sheet for emergency contacts and next of kin information.

(b) ALL physical and mental health conditions? Yes No

TIP: Check the CPRS "Problems" tab for physical and mental health conditions (e.g., when and who diagnosed), the psychosocial assessment (i.e., history and physical), and HOMES.

(c) Last grade completed, and details about special education or specialized training? Yes No

TIP: Check these sources for information: DD-214, for training information; HOMES, for last grade of completion; Compensated Work Therapy (CWT), for information on education and training; and the psychosocial assessment.

(d) Employment details about the five most recent jobs in the past 15 years with best estimates of tasks, duration, pay and dates worked? Yes No

TIP: Check the CWT or work with the Veteran to check his or her **my Social Security** account.

NOTE: Veterans can set up a **my Social Security** account to more easily manage their benefits. Learn more at www.ssa.gov/myaccount.

(e) Comprehensive listing of treatment providers (addresses, phone numbers and dates, where possible) for ALL past and current physical and mental health treatment, including:

(a) Reasons for treatment and treatment provided? Yes No

(b) Medications currently taking or prescribed, what they are for and ALL side effects? Yes No

(c) All recent medical tests with approximate dates and location? Yes No

TIP: Check the CPRS Veteran information cover sheet to find diagnoses and primary care assignments.

NOTE: Use CPRS to produce a "Meds Tab" (prescription list), all diagnostics performed/ordered and medical and physical histories. It is highly recommended that SOAR providers use the "Problems List" tab to gather information.

3. Are ALL questions answered completely, with any clarifications included in remarks? Yes No

4. Was information about the applicant's last date worked consistent across all forms? Yes No

IV. Medical Records

E. Authorization to Disclose Information (SSA-827)

1. Was a signed and dated SSA-827 submitted to SSA, either in person or online? Yes No

2. Were medical records provided to SSA or DDS? Yes No

V. Medical Summary Report (MSR)

A. Introduction

Section TIP: Check CPRS, particularly if there are occupational therapy or work therapy assessments. Please do not forget to obtain this information directly from Veterans and/or their family members.

Does this section cover:

1. The applicant's physical description, including their behavior, mannerisms and dress? Yes No

2: All of the applicant's mental and physical health diagnoses? Yes No

3. Information/observations that illustrate the applicant's symptoms and functioning? Yes No

B. Personal History

Section TIP: Check CPRS, particularly if there are occupational therapy or work therapy assessments. Please do not forget to obtain this information directly from Veterans and/or their family members.

Does this section cover:

1. Brief overview of personal history as it relates to the applicant's conditions and functioning? If trauma history is included, does it currently impact the applicant's conditions and functioning? Yes No

2. Educational history, including information on learning difficulties, grades repeated, special education, relationships with other students and teachers? Yes No

3. Employment history for past 15 years, including all jobs, reasons for leaving, job skills, problems with task completion and relationships with supervisors and co-workers? Yes No

4. Legal history as it relates to symptoms of their illness, with information about treatment in jail/prison? Yes No

5. Problems in current or past personal/intimate relationships, including problems with children? Yes No

C. Treatment History

Section TIP: Check CPRS, particularly if there are occupational therapy or work therapy assessments. Please do not forget to obtain this information directly from Veterans and/or their family members.

Does this section cover:

1. Substance use history and treatment, including reasons for use, impact of use, treatment history and any periods of sobriety with a focus on the applicant's symptoms while sober? Yes No
2. Physical health: Brief history of symptoms and treatment, with a focus on physical health in the previous two to three years? If no treatment now, why? Information on how the conditions impact the applicant's ability to sit/stand/walk/carry objects? Yes No
3. Mental health: Brief history of symptoms and treatment at all providers, with a focus on mental health in the previous two to three years? Is there a current mental status exam? If no current treatment, why? Is context for treatment included, rather than a list of treatment dates? Yes No

D. Functional Information

1. Description of all four areas of mental functioning: understand, remember, or apply information; interact with others; concentrate, persist, or maintain pace; and adapt or manage oneself. Yes No
2. Are functional impairments directly linked with symptoms of the applicant's mental or physical health conditions using detailed examples and quotes? Yes No

E. Summary

1. Does the report contain a brief summary of the evidence presented in the Medical Summary Report? Yes No
2. Is report co-signed by a physician/psychiatrist, psychologist, nurse practitioner, or physician's assistant? Yes No
3. Are contact names and phone numbers included for the SOAR representative and the co-signing medical provider? Yes No

Date complete application packet with medical records and MSR delivered to SSA/DDS:

Date SSI/SSDI decision received:

Outcome of application: Approval Denial

Was information added to local SOAR data tracking system (Online Application Tracking [OAT], Homeless Management Information System [HMIS], other)?

Yes

No

After you submit the SOAR packet, remember to stay in touch with the Veterans and with your SSA/DDS representatives to make sure they have the information they need. Once you learn the result of the application, notify the Veteran applicant and assist with follow up.

More About SOAR: Resources

SOAR Key Contacts

Find your SOAR TA Center Liaison at soarworks.prainc.com/directory
or email the SOAR TA Center at soar@prainc.com.

SOAR Works Online – Tools, resources, FAQs and more

soarworks.prainc.com

SOAR Online Course

soarworks.prainc.com/topics/soar-online-course

Enrolling in SOAR Training

soarworks.prainc.com/course/ssissdi-outreach-access-and-recovery-soar-online-training

Identifying SOAR Applicants

soarworks.prainc.com/article/identifying-soar-applicants

SSI/SSDI Application Toolbox

soarworks.prainc.com/topics/application-toolbox

Setting Up a my Social Security Account

www.ssa.gov/myaccount

VA and SOAR: Combining Forces to Put An End to Veteran Homelessness

www.blogs.va.gov/VAntage/18414/combining-forces-to-put-an-end-to-veteran-homelessness

VA Ending Veteran Homelessness Initiative

www.va.gov/homeless