

# 1, 2, 3

Counting at the Library!



**1 to 10**  
in the Jefferson Building



AGES 3+




Make your way to the Great Hall. Look at all the decorations.

**Find 1 big, brass sun in the center of the floor.**

The sun is a compass showing North, South, East and West.





Turn to the East and look at the arch in front of you. There are 2 men leaning on top of the arch.

**Can you tell which is the old man and which is the young one?**

Both are reading - this shows that you keep learning your whole life.

Walk around and look at the walls and floor of the Great Hall. Look at the different colors of marble. Touch it. How does it feel?

**Find 3 different shapes in the marble. Which shapes did you choose?**



Look at the brass animals inside the white marble circles on the floor.

See if you can find these 4 animals - a dolphin, a goat, a crab, and a lion.



Babies carved out of marble decorate the staircases of the Great Hall. Choose the 5 babies you like best.

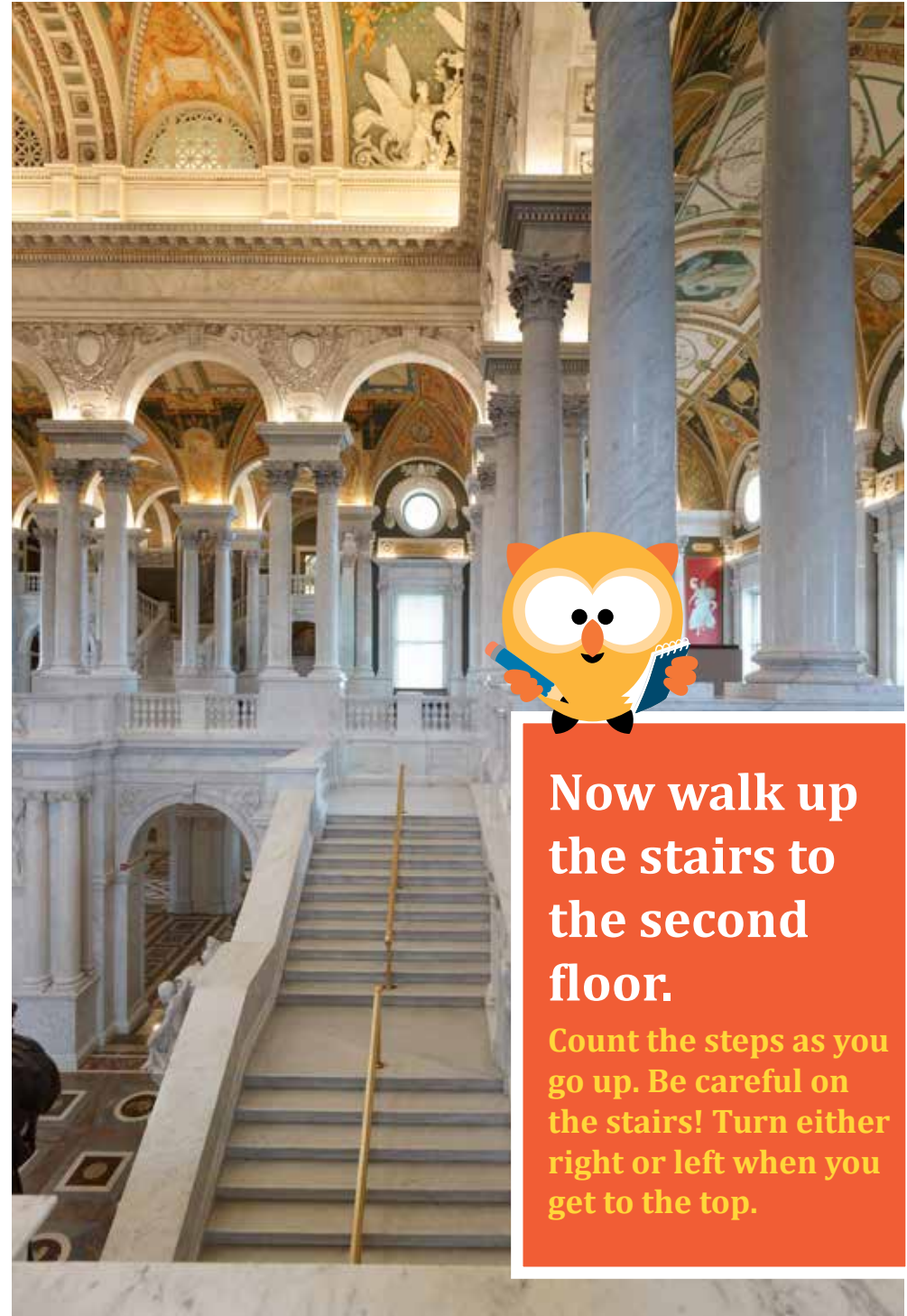
Can you find the baby holding a shovel and a rake? He is a gardener.

(Adult note: These two are at the bottom of the north staircase.) Next to him is a baby with a net chasing a butterfly. Can you find the butterfly?

Look up to see the square windows in the ceiling.



How many can you count? That's right, 6! Which colors do you see in the stained glass?



Now walk up the stairs to the second floor.

Count the steps as you go up. Be careful on the stairs! Turn either right or left when you get to the top.



### Finding your way on the 2nd floor:


When you are facing this image of the goddess Minerva, you are looking East. North will be to your left and South to your right. West is behind you, in the direction of the Capitol.



Look for the marble supports under the railings. Use both hands to feel how curved and smooth they are. The roundest part of the support is called the belly. Is that a good name? Why do you think so?



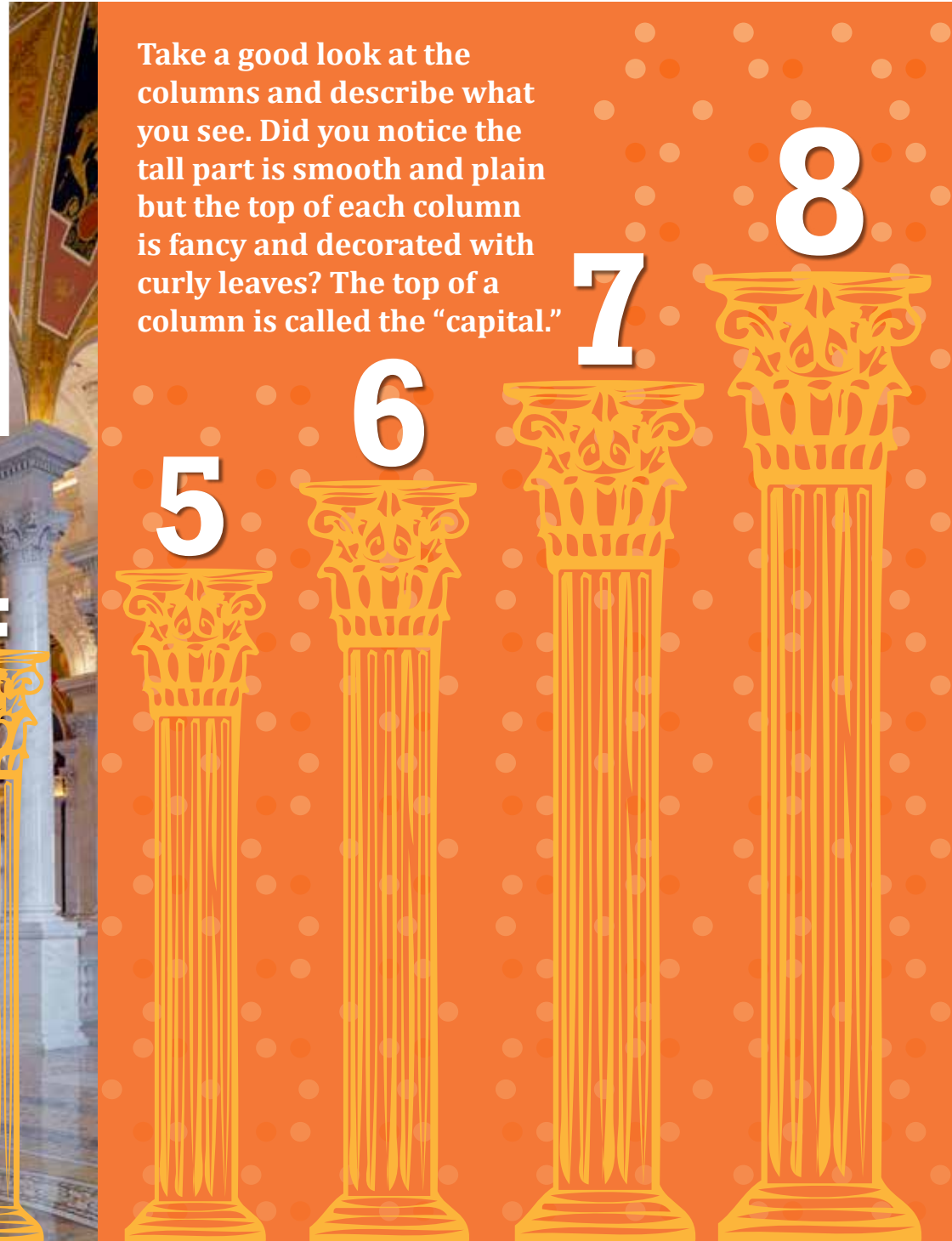
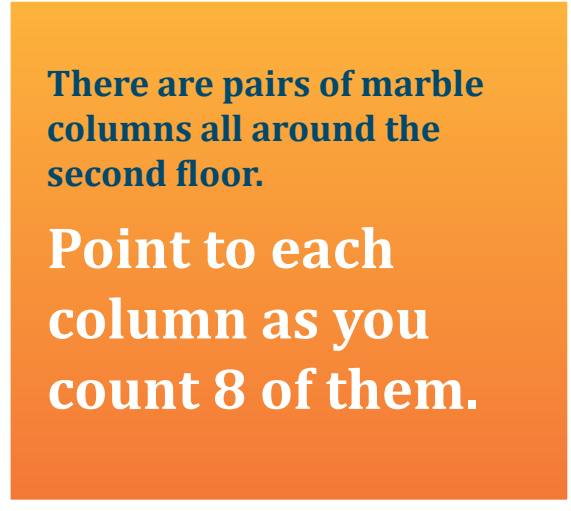


**Touch and count 7 of the supports.**



There are pairs of marble columns all around the second floor.

Point to each column as you count 8 of them.

Take a good look at the columns and describe what you see. Did you notice the tall part is smooth and plain but the top of each column is fancy and decorated with curly leaves? The top of a column is called the "capital."



Lots of ladies are painted on the walls and ceilings.

**Count 9 of them as you walk around the second floor.**

Which lady do you like best and why?

**FIND!**

**a. A lady with a lion**

Adults: Representing "Zoology," as you face the Capitol in the west corridor

**b. A lady holding a bouquet of flowers**

Adults: Representing "Summer" in the four seasons, south corridor



The four seasons are on the wall of the South corridor.  
The five senses are on the ceiling of the North corridor.  
Help your child to decide which is which.







Look closely at the floor beneath your feet. What do you notice? Lots of little pieces of marble stuck together decorate the building's floors. These are called mosaics. Notice the different colors of marble. Let's count to 10!

**10 black marble tiles**

**10 yellow marble tiles**

**10 brown marble tiles**

Walls and ceilings can be decorated with mosaics too. Look for more mosaics as you walk through the building.

1

2

3

4

5

6

7

8

9

10



## Where to see books at the Library of Congress:

Take a look at the Library's beautiful Main Reading Room from the overlook on the East side of the second floor.

See Thomas Jefferson's Library on the South side of the second floor.

Visit the Young Reader's Center (Room LJ G29) on the ground floor of the building, open Monday-Friday from 9:30 am - 4:30 pm. Ask here about story times and other activities for children.



Did you have fun counting at the Library?

How many other things can you find to count today?

Come visit the Library of Congress again!



Please return this activity to the Information Desk.



101 Independence Avenue, SE  
Washington, DC 20540  
[loc.gov/kids](http://loc.gov/kids)