





United States Department of Agriculture

Agricultural Marketing Service

Creating Opportunities for American Farmers and Businesses





Agricultural Marketing Service

Creating Opportunities for American Farmers and Businesses

2018 LMR Swine and Pork Reporting Review

Taylor Cox & Lakisha Aller



Agricultural Marketing Service

Creating Opportunities for American Farmers and Businesses

- Purpose
- Old Business Items
- New Business Items
- New Reports
- Questions

Purpose

From the March Stakeholder Meeting Notes:

“It was proposed that an annual meeting be held with pork industry stakeholders to discuss trends in data, implementation of yields, and conducting an annual review of product and IMPS codes. Attendees would include producers, packers, processors, retailers, and other stakeholders. AMS would lead the discussion.”

Old Business – Percentage Survey

➤ Percentage Survey

- *Status: On Hold*

LM_HG201 LM_HG201.txt
 Des Moines, Iowa Fri, Jun 02, 2017 USDA Market News
 NATIONAL DAILY DIRECT HOG PRIOR DAY REPORT - SLAUGHTERED SWINE
 Slaughter Data for Thursday, June 1, 2017
 Barrows and Gilts (Live and Carcass Basis): 408,559

	NEGOTIATED	OTHER MARKET FORMULA	SWINE OR PORK MARKET FORMULA	OTHER PURCHASE ARRAGMENT	NEGOTIATED FORMULA	TOTALS/WTD AVG
PERCENTAGE BASED OFF PORK CUTOUT:			30%			
Producer Sold:						
HEAD COUNT	5,944	53,309	139,273	78,398	2,016	278,940
CARCASS BASE PRICE	72.02	74.43	75.02	76.34	*	75.23
AVERAGE NET PRICE	74.63	77.22	77.76	78.12	*	77.70
LOWEST NET LOT	61.85	65.33	63.28	62.45	*	63.64
HIGHEST NET LOT	84.47	85.41	89.37	98.59	*	90.71
AVERAGE LIVE WT	262.96	280.60	281.11	281.05	*	280.66
AVERAGE CARCASS WT	196.30	211.87	211.82	211.69	*	211.49
AVERAGE SORT LOSS	-2.34	-1.50	-1.45	-0.99	*	-1.35
AVERAGE BACKFAT	0.61	0.64	0.65	0.68	*	0.65
AVG LOIN DEPTH (LD)	2.25	2.70	2.72	2.54	*	2.66
LEA (LD Converted)	6.76	8.13	8.19	7.65	*	8.01
AVERAGE LEAN PERCENT (Packer Buying Programs)	54.17	56.15	56.04	55.71	*	55.95
Packer Sold:						
		TOTALS/WTD	AVG	Purchase Types		
HEAD COUNT		12,356				
CARCASS BASE PRICE		75.25				
AVERAGE NET PRICE		77.60				
AVERAGE OF LOWEST NET LOTS		72.02				
AVERAGE OF HIGHEST NET LOTS		80.28				
AVERAGE LIVE WT		280.47				
AVERAGE CARCASS WT		210.05				
AVERAGE SORT LOSS		-1.70				
AVERAGE BACKFAT		0.65				
AVERAGE LOIN DEPTH (LD)		2.61				
LOINEYE AREA (LD Converted)		7.85				
AVERAGE LEAN PERCENT (Packer Buying Programs)		56.57				
Packer Owned:						
		TOTALS/WTD	AVG			

Questions?

New Business – Volume Threshold

➤ Volume Threshold Review Report

- *Status: Completed*

LM_PK602

Des Moines, IA Thu, Jun 01, 2017 USDA Market News
 NATIONAL DAILY PORK REPORT FOB PLANT - Negotiated Sales - Afternoon

 Loads PORK CUTS : 263.30
 Loads TRIM/PROCESS PORK : 43.17

USDA ESTIMATED PORK CUT-OUT VALUES - as of 2:00pm
 Based on negotiated prices and volume of pork cuts delivered within 14 days
 and on average industry cutting yields. Values reflect U.S. dollars per
 100 pounds.
 Calculations for 205 lb Pork Carcass. 53-54% lean, 0.65"-0.80" BF Last Rib

Today's Estimated Primal Cutout

Date	Loads	Carcass	Loin	Butt	Pic	Rib	Ham	Belly
06/01/2017	306.47	91.44	90.47	111.01	61.32	141.96	65.89	148.43
Change:		0.44	2.45	-1.66	2.04	-5.92	-1.32	2.25
05/31/2017	372.41	91.00	88.02	112.67	59.28	147.88	67.21	146.18
05/30/2017	297.94	90.13	88.35	110.03	60.28	144.66	65.55	145.91
05/26/2017	223.19	90.28	88.43	110.16	59.81	141.72	66.79	146.17
05/25/2017	181.45	90.30	86.17	109.07	63.10	142.36	67.83	145.77
Five Day Average --		90.63	88.29	110.59	60.76	143.72	66.65	146.49

Loin

1/4 Trimmed Loin VAC			513,048	103.03	-	131.00	119.53
1/4 Trimmed Loin VAC, FZN			4,459	100.00	-	105.36	103.42
1/4 Trimmed Loin Paper							
1/4 Trimmed Loin Paper, FZN							
1/4 Trimmed Loin Combo			257,248	76.50	-	114.50	91.38
1/8 Trimmed Loin VAC			114,356	113.82	-	125.50	115.69
1/8 Trimmed Loin VAC, FZN			12,499	98.25	-	105.00	99.50
1/8 Trimmed Loin Paper			17,430	106.50	-	144.25	126.96
1/8 Trimmed Loin Paper, FZN							
1/8 Trimmed Loin Combo							
Bone-in CC, Tender-in Loin VAC			41,863	153.00	-	180.00	165.84
Bone-in CC, Tender-in Loin VAC, FZN							
Bone-in CC, Tender-in Loin Combo							
B-In CC, Tender-in, FLON Loin			21,634	159.80	-	187.00	165.74

Average Daily Reported Volume Lost over 12 Days by Company Size with Volume Thresholds of 2,000 and 6,000 Pounds versus 500 and 2,000 Pounds for Boxes and Combos Respectively

	Average Cut Lines Lost (%)	Average Pounds Lost (%)
Large	12.34	3.68
Medium	19.39	10.82
Small	26.40	22.32
Total	19.38	12.27

Note: Data is for 12 randomly sampled days from January-December 2016. There are 312 cuts reported each day on the Daily Negotiated Pork Reports and of these 58 are used in the cutout calculations directly impacting the primal and overall pork cutout values.

Total Cut Lines Lost over 12 Days on Daily Negotiated Pork Reports with Volume Thresholds of 2,000 and 6,000 Pounds versus 500 and 2,000 Pounds for Boxes and Combos Respectively

	Number	Percentage Loss
Total Cuts Lost	393	10%
Total Cuts Affecting Cutout Lost of Total Loss	51	13%

Note: Data is for 12 randomly sampled days from January-December 2016. There are 312 cuts reported each day on the Daily Negotiated Pork Reports and of these 312 pork cuts 58 are used in the cutout calculations directly impacting the primal and overall pork cutout values. Over the 12 days, a total of 10% of all cuts were lost and of this 10% total cut loss 13% of these cuts directly influence the cutout.

Agricultural Marketing Service

Total Cut Lines Lost over 12 Days on Daily Negotiated Pork Reports with Volume Thresholds of 2,000 and 6,000 Pounds versus 500 and 2,000 Pounds for Boxes and Combos Respectively

Pork Cuts Lost	Number of Times Removed	Percentage Lost	Pork Cuts Lost	Number of Times Removed	Percentage Lost	Pork Cuts Lost	Number of Times Removed	Percentage Lost
Skinned Boxed	9	75%	AI Bnls CC Strap Off, FZN	3	25%	1/4 Trim Butt Paper	1	8%
Trmd Sparerib - LGT, Poly	9	75%	AI Bnls CC Strap On	3	25%	1/4 Trim Steak Ready Butt 1 Pc Vac	1	8%
1/4 Trim Bnls Butt Poly	8	67%	AI Bnls CC Strap-off, 1/2 cut	3	25%	1/4 Trim Steak Ready Butt Vac	1	8%
Derind Belly 9-13# Boxed	8	67%	AI Tenderloin, 1 pc vac	3	25%	1/4 Trimmed Loin Combo	1	8%
Riblets, FZN	8	67%	AI Trmd Sparerib - LGT	3	25%	1/8 Trim Butt Vac	1	8%
1/8 Trim Butt Paper	7	58%	Blade Meat Boxed	3	25%	1/8 Trimmed Loin Paper	1	8%
20-23 Ham Boxed	7	58%	Front Feet, Poly	3	25%	1/8 Trimmed Loin Paper, FZN	1	8%
AI Bone-in CC, Tender-in Loin, VAC	7	58%	Picnic Cushion Meat Combo	3	25%	4 Muscle Ham to Blue	1	8%
Hooks, Picnic, Poly	7	58%	Picnic Cushion Meat Poly, FZN	3	25%	42% Trim Combo	1	8%
Picnic Meat Combo Cushion In	7	58%	Skin-on Belly 12-14#	3	25%	72% Ham Trim Boxed	1	8%
Trmd Sparerib - LGT, Poly, FZN	7	58%	Skin-on Belly 12-14# Boxed	3	25%	72% Ham Trim Combo	1	8%
1/4 Trim Bnls Butt 1 Pc VAC	6	50%	St Louis Spareribs, VAC, FZN	3	25%	72% Trim Boxed	1	8%
AI SS Smoker Trim Picnic 1 Pc Vac	6	50%	Tails, Combo	3	25%	72% Trim Boxed, FZN	1	8%
AI Tenderloin	6	50%	Trim w/Trace Combo	3	25%	AI 1/4 Trim Bnls Butt VAC, FZN	1	8%
Picnic Meat Boxed Cushion In	6	50%	1/8 Trim Steak Ready Butt Vac	2	17%	AI Backribs 2.0#/up	1	8%
1/4 Trim Bnls Butt Poly, FZN	5	42%	20-23# Trmd Selected Ham	2	17%	AI Backribs 2.0#/up 1 Pc Vac, FZN	1	8%
1/8 Trimmed Loin Combo	5	42%	90% Ham Trim Combo	2	17%	AI Bnls CC Strap Off	1	8%
23-27 Ham Boxed	5	42%	AI 1/8 Trimmed Loin VAC	2	17%	AI Bnls CC Strap-on, 1/2 cut	1	8%
Bnls CC Strap-off, FZN	5	42%	AI Picnic Cushion Meat Vac	2	17%	AI Tenderloin, 1 pc vac, FZN	1	8%
Bnls CC Strap-on, FZN	5	42%	AI Trmd Sparerib - MED	2	17%	BBQ Style Spareribs, Poly	1	8%
Bnls CT Butt 1 Pc VAC	5	42%	Backribs 2.0#/up 1 Pc Vac, FZN	2	17%	Blade Ends	1	8%
Brisket Bones, Full Cut, 30#	5	42%	Backribs 2.0#/up, FZN	2	17%	Blade Meat Boxed, FZN	1	8%
Brisket Bones, Full Cut, 30#, FZN	5	42%	BBQ Style Spareribs, VAC	2	17%	Bnls CC Strap-off, 1/2 cut, FZN	1	8%
Hooks, Picnic, Combo	5	42%	Boneless Sirloin, Combo	2	17%	Bnls CC Strap-on, 1/2 cut	1	8%
Roll Out Ham Rolled Tied Boxed	5	42%	Collared Ham Boxed	2	17%	Bnls CT Butt 1 Pc VAC, FZN	1	8%
RS Smoker Trim Picnic Combo	5	42%	Derind Belly 7-9# Boxed	2	17%	Bone-in CC, Tender-in Loin VAC	1	8%
Trmd Sparerib - LGT, 1 PC VAC	5	42%	Front Feet, Gas	2	17%	Brisket Bones, Full Cut, 10#, FZN	1	8%
1/4 Trim Bnls Butt Combo	4	33%	Front Feet, Split, Poly, FZN	2	17%	Brisket Bones, Full Cut, Combo	1	8%
17-20 Boxed Vac Pack	4	33%	Hind Feet, Poly	2	17%	Collared Ham Combo	1	8%
AI Backribs 2.0#/up 1 Pc Vac	4	33%	Inner Shank	2	17%	Derind Bely 9-13# Boxed, FZN	1	8%
Boneless Sirloin, FZN	4	33%	Inner Shank Boxed	2	17%	Hind Feet, Combo	1	8%
Hooks, Picnic, Poly, FZN	4	33%	Picnic Cushion Meat Vac, FZN	2	17%	Hind Feet, Poly, FZN	1	8%
Insides Boxed	4	33%	Picnic Meat Boxed Cushion Out, FZN	2	17%	Knuckles	1	8%
Lite Butt	4	33%	Rollout Ham Bnls Boxed	2	17%	Outsides (RED) Combo	1	8%
Outer Shank	4	33%	Shanks Bone In Boxed	2	17%	Picnic Cushion Meat Poly	1	8%
Skinned Boxed, FZN	4	33%	Skin On Belly 14-16# Boxed	2	17%	Shanks Bone In Boxed, FZN	1	8%
Skin-on Belly 10-12# Boxed, FZN	4	33%	Skin On Combo	2	17%	Skin On Belly 14-16# Boxed, FZN	1	8%
Skin-on Belly 14-16#	4	33%	Skinned Combo	2	17%	SS Smoker Trim Picnic Paper/Poly	1	8%
Trmd Sparerib - LGT, FZN	4	33%	SS Smoker Trim Picnic 1 Pc Vac	2	17%	Tails, Poly, FZN	1	8%
Trmd Sparerib - MED, 1 PC VAC	4	33%	SS Smoker Trim Picnic Combo	2	17%	Tenderloin, 1 pc vac	1	8%
Untrimmed Neckbones Combo	4	33%	St Louis Spareribs, POLY	2	17%	Tenderloin, 1 pc vac, FZN	1	8%
1/4 Trim Butt 1 Pc VAC	3	25%	Trmd Sparerib - LGT Combo	2	17%	Trimmed Neckbones Gas	1	8%
1/4 Trim Butt Combo	3	25%	Trmd Sparerib - Med Combo	2	17%	Untrimmed Neckbones Gas	1	8%
1/8 Trim Butt 1 Pc VAC	3	25%	Trmd Sparerib - MED, FZN	2	17%	Untrimmed Neckbones Poly	1	8%
17-20# Trmd Selected Ham	3	25%	Trmd Sparerib - MED, Poly, FZN	2	17%	Untrimmed Neckbones Poly, FZN	1	8%
3 Muscle Ham to Blue	3	25%	1/4 Trim Bnls Butt VAC, FZN	1	8%	Whole Bnls Strap-on	1	8%
42% Trim Boxed, FZN	3	25%						
Total Cut Lines Lost	393							
Percentage Data Lost of Total	10%							

Note: Data is for 12 randomly sampled days from January-December 2016. There are 312 cuts reported each day on the Daily Negotiated Pork Reports and of these 312 pork cuts 58 are used in the cutout calculations directly impacting the primal and overall pork cutout values. The highlighted pork cuts are used in the pork cutout calculations.

Agricultural Marketing Service

**Total Cut Lines Lost Affecting the Pork Cutout over 12 Days
on the Daily Negotiated Pork Reports with Volume
Thresholds of 2,000 and 6,000 Pounds versus 500 and 2,000
Pounds on Boxes and Combos Respectively**

Pork Cuts Lost	Number of Times	Percentage Lost
1/4 Trim Bnls Butt Poly	8	67%
1/4 Trim Butt Combo	3	25%
1/4 Trim Butt Paper	1	8%
1/4 Trimmed Loin Combo	1	8%
1/8 Trim Butt Paper	7	58%
1/8 Trim Butt Vac	1	8%
1/8 Trimmed Loin Combo	5	42%
1/8 Trimmed Loin Paper	1	8%
20-23# Trmd Selected Ham	2	17%
3 Muscle Ham to Blue	3	25%
4 Muscle Ham to Blue	1	8%
42% Trim Combo	1	8%
Blade Ends	1	8%
Bone-in CC, Tender-in Loin VAC	1	8%
Knuckles	1	8%
Lite Butt	4	33%
Outer Shank	4	33%
SS Smoker Trim Picnic Combo	2	17%
SS Smoker Trim Picnic Paper/Poly	1	8%
Trim w/Trace Combo	3	25%
Total Cut Lines Lost	51	
Percentage Data Lost of Total Loss	13%	

Note: Data is for 12 randomly sampled days from January-December 2016. There are 312 cuts reported each day on the Daily Negotiated Pork Reports and of these 312 pork cuts 58 are used in the cutout calculations directly impacting the primal and overall pork cutout values.

Average Daily Differences in 2016 Data with Volume Thresholds of Current 500 and 2,000 Pounds versus Proposed 2,000 and 6,000 Pounds

	Loads	Carcass	Loin	Butt	Pic	Rib	Ham	Belly
Average	-5.16	-0.11	-0.18	-0.06	-0.20	-0.14	-0.07	-0.03

Note: Data is January-December 2016. Current volume threshold is 500 pounds and 2,000 pounds while the proposed volume threshold is 2,000 and 6,000 pounds for boxes and combos respectively.

Daily Differences in 2016 Data with Volume Thresholds of Current 500 and 2,000 Pounds versus Proposed 2,000 and 6,000 Pounds

	Carcass	Loin	Butt	Pic	Rib	Ham	Belly
Average	-0.11	-0.18	-0.06	-0.20	-0.14	-0.07	-0.03
Minimum	-0.50	-1.04	-0.60	-2.64	-1.20	-1.40	-2.53
Maximum	1.79	0.40	0.18	0.29	0.26	0.74	12.11

Note: Data is January-December 2016. Current volume threshold is 500 pounds and 2,000 pounds while the proposed volume threshold is 2,000 and 6,000 pounds for boxes and combos respectively.

Volume Threshold - Conclusion

- Avg. Company Loss = 18-19% Cut Lines and 12-13% Volume
- Est. Annual Loss = 18% Cut Lines or 3,300 Loads (133 million pounds)
- All companies impacted = small -26%, medium -19%, and large -12%
- Over 12 days, lost 393 cuts lines of which 51 impacted cutout directly
- Avg. Daily Difference = $-\$0.11/\text{cwt}$. Cutout and -5.15 Loads

Questions?

Two Day Rolling Average Review

➤ Two Day Rolling Average of the Pork Cutout

- *Status: Completed*

LM_PK602

Des Moines, IA Thu, Jun 01, 2017 USDA Market News
 NATIONAL DAILY PORK REPORT FOB PLANT - Negotiated Sales - Afternoon

 Loads PORK CUTS : 263.30
 Loads TRIM/PROCESS PORK : 43.17

 USDA ESTIMATED PORK CUT-OUT VALUES - AS OF 2:00pm
 Based on negotiated prices and volume of pork cuts delivered within 14 days
 and on average industry cutting yields. Values reflect U.S. dollars per
 100 pounds.
 Calculations for 205 lb Pork Carcass, 53-54% lean, 0.65"-0.80" BF Last Rib

Today's Estimated Primal Cutout

Date	Loads	Carcass	Loin	Butt	Pic	Rib	Ham	Belly
06/01/2017	306.47	91.44	90.47	111.01	61.32	141.96	65.89	148.43
Change:		0.44	2.45	-1.66	2.04	-5.92	-1.32	2.25
05/31/2017	372.41	91.00	88.02	112.67	59.28	147.88	67.21	146.18
05/30/2017	297.94	90.13	88.35	110.03	60.28	144.66	65.55	145.91
05/26/2017	223.19	90.28	88.43	110.16	59.81	141.72	66.79	146.17
05/25/2017	181.45	90.30	86.17	109.07	63.10	142.36	67.83	145.77
Five Day Average --		90.63	88.29	110.59	60.76	143.72	66.65	146.49

 Loin

1/4 Trimmed Loin VAC	513,048	103.03 - 131.00	119.53
1/4 Trimmed Loin VAC, FZN	4,459	100.00 - 105.36	103.42

Daily Differences between the Current Daily Cutout and a Proposed 2-Day Rolling Average Cutout in 2016

	Carcass	Loin	Butt	Pic	Rib	Ham	Belly
Average	0.04	-0.01	0.86	-0.10	0.08	-0.04	-0.13
Minimum	-1.70	-2.78	-2.62	-5.05	-4.88	-6.92	-6.39
Maximum	1.71	2.46	6.41	2.79	6.98	3.60	8.40

Note: Data is from January-December 2016.

**Average Day over Day Changes for a Proposed 2-Day Rolling
Average Cutout versus the Current Daily Cutout in 2016**

	Carcass	Loin	Butt	Pic	Rib	Ham	Belly
Proposed	0.05	0.02	0.05	0.07	-0.06	0.08	0.05
Current	0.05	0.03	0.05	0.08	-0.06	0.07	0.04

Note: Data is from January-December 2016.

Day over Day Changes for a Proposed 2-Day Rolling Average Cutout versus the Current Daily Cutout							
Proposed 2 Day Rolling Average Cutout							
	<u>Carcass</u>	<u>Loin</u>	<u>Butt</u>	<u>Pic</u>	<u>Rib</u>	<u>Ham</u>	<u>Belly</u>
Average	0.05	0.02	0.05	0.07	-0.06	0.08	0.05
Minimum	-3.31	-3.83	-4.25	-3.82	-13.03	-5.51	-15.38
Maximun	1.74	2.06	3.26	4.96	5.99	5.88	5.69
Current Daily Cutout							
	<u>Carcass</u>	<u>Loin</u>	<u>Butt</u>	<u>Pic</u>	<u>Rib</u>	<u>Ham</u>	<u>Belly</u>
Average	0.05	0.03	0.05	0.08	-0.06	0.07	0.04
Minimum	-4.02	-4.47	-8.07	-4.80	-12.46	-6.32	-17.40
Maximun	0.05	0.03	0.05	0.08	-0.06	0.07	0.04

Note: Data is from January-December 2016.

Two Day Rolling Average - Conclusion


- Marginal value differences with the largest swings in the butt, belly, and picnic primals
- Average daily difference = \$0.04/cwt. pork cutout

Questions?

A Commodity Hog

➤ Defining a Commodity Hog

- *Status: In Progress*



Enhance Export Report

- Review/Add 4/5 Breaks on Pork Export Report
 - *Status: In Progress*

Example Only

LM_PK640
 Des Moines, IA Mon, Dec 18, 2017 USDA Market News
 NATIONAL WEEKLY PORK REPORT FOB Plant - Export Sales
 FOR WEEK ENDING : December 15, 2017

Total Load Count (Cuts, Trimmings, Processed): 1,374.92

Weekly Pork Cuts - Export Sales FOB Plant

Current Volume - (one load equals 40,000)

Loin	56.80 loads	2,271,944 pounds
Butt	403.13 loads	16,125,324 pounds
Picnic	37.84 loads	1,513,484 pounds
Rib	8.03 loads	321,073 pounds
Ham	188.11 loads	7,524,235 pounds
Belly	15.72 loads	628,940 pounds
Trimmings	195.85 loads	7,833,888 pounds
Variety	469.30 loads	18,771,840 pounds
Added Ingred	0.16 loads	6,253 pounds
4/5 Break/Assimilated	95.3 loads	3,812,225 pounds

	Kilopounds	Price Range	Wtd Avg
Loin			
Bnls CC Strap-on	670	123.66 - 206.39	152.64
Bnls CC Strap-on, FZN	201	112.99 - 188.6	117.72
Bnls CC Strap-off	69	131.99 - 183.23	160.83
Bnls CC Strap-off, FZN		-	

CURRENT FORMAT CONTINUED

Hind Feet, Poly		-	
Hind Feet, Poly, FZN	9,433	67.6 - 97	83.04

4/5 Break/Assimilated			
Bnls CC Strap-on	670	123.66 - 206.39	152.64
Bnls CC Strap-on, FZN	201	112.99 - 188.6	117.72
Bnls CC Strap-off	69	131.99 - 183.23	160.83
Bnls CC Strap-off, FZN			
Main Muscle Only(LD), Poly			
Main Muscle Only(LD), Poly, FZN			
Tenderloin, Peeled, Head On/Off	117	177.6 - 299	236.51
Tenderloin, Peeled, Head On/Off, FZN			
Backrib Pieces, Poly	22	227.77 - 302.45	269.38
Backrib Pieces, Poly, FZN			

Source: USDA Livestock, Poultry & Grain Market News Division, Des Moines, IA
 515-284-4460 email: desm.lpgmn@ams.usda.gov
 24 Hour recorded market information 515-284-4830
www.ams.usda.gov/market-news/livestock-poultry-grain
 1000C

Review Pork Cuts

- Review Pork Cut Lines and Cuts used in Cutout
 - *Status: On Hold*

Agricultural Marketing Service

LM_PK602

Des Moines, IA

Thu, Dec 28, 2017

USDA Market News

NATIONAL DAILY PORK REPORT FOB PLANT - Negotiated Sales - Afternoon

 Loads PORK CUTS : 240.74
 Loads TRIM/PROCESS PORK : 24.18

USDA ESTIMATED PORK CUT-OUT VALUES - as of 2:00pm

Based on negotiated prices and volume of pork cuts delivered within 14 days and on average industry cutting yields. Values reflect U.S. dollars per 100 pounds.

Calculations for 205 lb Pork Carcass. 53-54% lean, 0.65"-0.80" BF Last Rib

Today's Estimated Primal Cutout

Date	Loads	Carcass	Loin	Butt	Pic	Rib	Ham	Belly
12/28/2017	264.92	78.03	75.53	97.23	66.55	125.71	56.09	112.87
Change:		1.01	2.53	-0.49	-2.93	-2.43	-0.03	6.13

12/27/2017	448.27	77.02	73.00	97.72	69.48	128.14	58.12	108.74
12/26/2017	296.14	76.48	72.66	97.92	69.83	125.86	54.74	106.62
12/22/2017	214.22	77.23	73.93	95.13	69.37	123.79	55.41	108.15
12/21/2017	275.13	77.25	75.68	95.23	71.00	125.96	54.80	107.27

Five Day Average -- 77.20 74.50 96.65 69.25 125.89 55.43 108.33

	Pounds	Price Range	Wtd Avg
Loin			
1/4 Trimmed Loin VAC	346,647	78.00 - 95.32	84.99
1/4 Trimmed Loin VAC, FZN		-	
1/4 Trimmed Loin Paper		-	
1/4 Trimmed Loin Paper, FZN		-	
1/4 Trimmed Loin Combo	82,000	70.00 - 76.00	73.07
1/8 Trimmed Loin VAC	84,932	87.56 - 109.00	95.33
1/8 Trimmed Loin VAC, FZN		-	

Questions?

New Reports

- Sow and Boar Meat Report
 - *Status: In Progress*

- Comprehensive Report
 - *Status: In Progress*

Example Only

USDA National Weekly Pork Report FOB Plant - Comprehensive

Agricultural Marketing Service
Livestock, Poultry, and Grain Market News

January 16, 2017
LM_PK680

USDA Estimated Pork Carcass Cutout

Based on prices and volume of pork cuts delivered and on average industry cutting yields. Values reflect U.S. dollars per 100 pounds.

Calculations for a 205 lb Pork Carcass, 53-54% lean, 0.65"-0.80" BF last rib

Weekly Estimated Primal Cutout

	Carcass	Loin	Butt	Picnic	Rib	Ham	Belly
1/13/2017	61.91	86.87	91.06	55.21	118.23	77.32	174.62
Change:	0.00	0.00	0.00	0.00	0.00	0.00	0.00

Total Load Count (Cuts, Trimings, Processed): 6,233.00

Weekly Pork Cuts FOB Plant - Comprehensive

Current Volume - (one load equals 40,000 pounds)

Loin	1,155.36 loads	46,214,520 pounds
Butt	691.14 loads	27,645,709 pounds
Picnic	236.29 loads	9,451,400 pounds
Rib	259.34 loads	10,373,722 pounds
Ham	1,298.14 loads	51,925,570 pounds
Belly	507.36 loads	20,294,406 pounds
Trimings	1,373.12 loads	54,924,935 pounds
Variety	300.10 loads	12,003,805 pounds
Added Ingredients	386.39 loads	15,455,786 pounds

Weekly Sow, Boar, and Mixed Pork Cuts FOB Plant - Comprehensive

Total Cuts:	25.86 loads
Sow Total:	12.50 loads
Boar Total:	*
Mixed Total:	13.36 loads

Specialty Pork

- Pork Specialty Product Report
 - *Status: In Progress*

Agricultural Marketing Service

LM_PK630

Des Moines, IA

Tue, Dec 26, 2017

USDA Market News

NATIONAL WEEKLY PORK REPORT FOB Plant - Forward Sales

FOR WEEK ENDING: December 22, 2017

Total Load Count (Cuts, Trimmings, Processed): 1,097.16

Weekly Pork Cuts - Forward Sales FOB Plant

Current Volume - (one load equals 40,000)

Loin	298.48 loads	11,939,013 pounds
Butt	118.39 loads	4,735,456 pounds
Picnic	15.45 loads	618,021 pounds
Rib	117.77 loads	4,710,869 pounds
Ham	124.19 loads	4,967,706 pounds
Belly	2.49 loads	99,689 pounds
Trimmings	73.69 loads	2,947,451 pounds
Variety	54.87 loads	2,194,835 pounds
Added Ingrid	291.83 loads	11,673,399 pounds

	Kilopounds	Price Range	Wtd Avg
Loin			
1/4 Trimmed Loin VAC	1,349	80.85- 102.00	86.45
1/4 Trimmed Loin VAC, FZN		-	
1/8 Trimmed Loin VAC	351	88.48- 128.75	94.87
1/8 Trimmed Loin VAC, FZN		-	
Bone-in CC, Tender-in Loin VAC	107	114.00- 151.84	124.70
Bone-in CC, Tender-in Loin VAC, FZN		-	

Questions?

Contact Information

Taylor Cox

Field Chief, USDA - AMS - Livestock, Poultry, & Grain Market News

Taylor.Cox@ams.usda.gov

Lakisha Aller

Assistant Chief, USDA - AMS - Livestock, Poultry, & Grain Market News

Lakisha.Aller@ams.usda.gov

515-284-4460

Web: www.marketnews.usda.gov/mnp/ls-home