

New England: Price Movements of Top Exports and Other Highlights

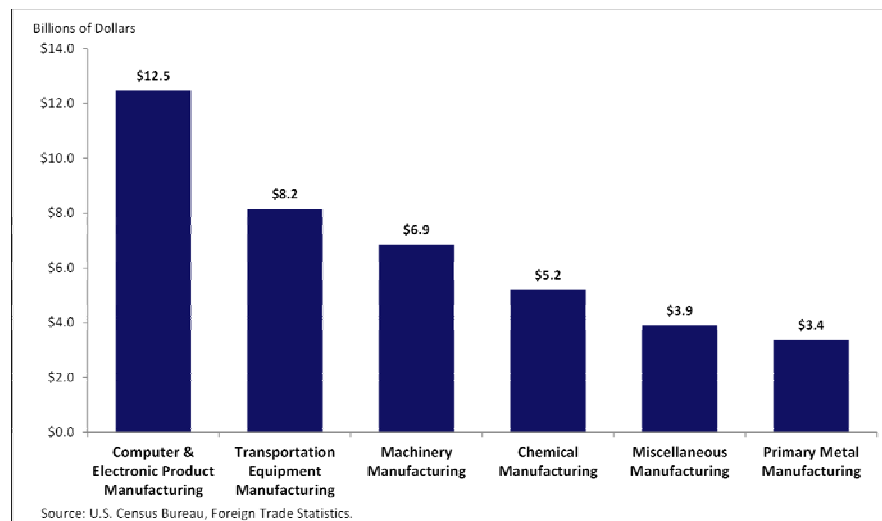
December 2018

www.bls.gov/mxp

Exports for New England totaled \$55.3 billion in 2017, an increase of 5.3 percent from the 2016 trade-dollar value of \$52.5 billion. Export prices for New England's largest export industry, computer and electronic products manufacturing, declined 0.5 percent for the 3-month period ended in November. Prices for transportation equipment manufacturing and nonelectrical machinery manufacturing, the other major export industries for New England, each rose.



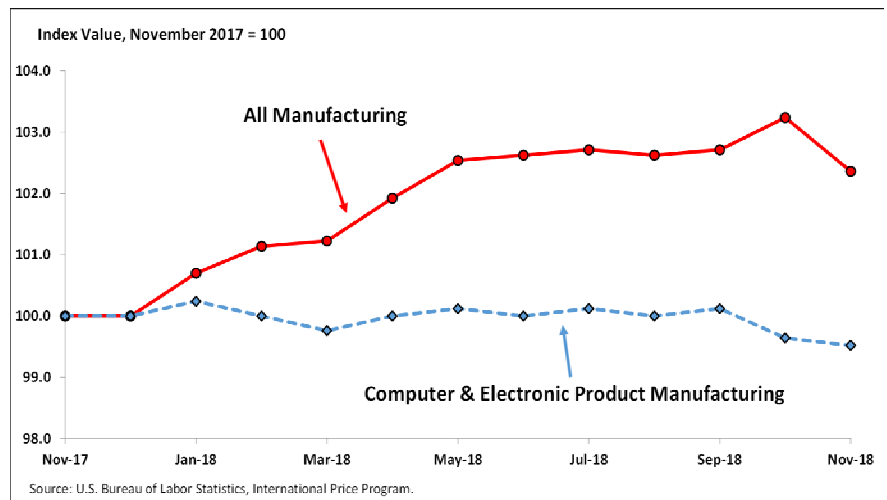
Top Six New England Exports by Trade Dollar Value, 2017



- New England accounted for 6.1 percent of total U.S. exports of computer and electronics products; Massachusetts alone accounted for 3.6 percent.
- The six New England states accounted for 3.0 percent of U.S. transportation equipment manufacturing exports.
- New England's top six export industries accounted for slightly more than 72.3 percent of the region's total exports.

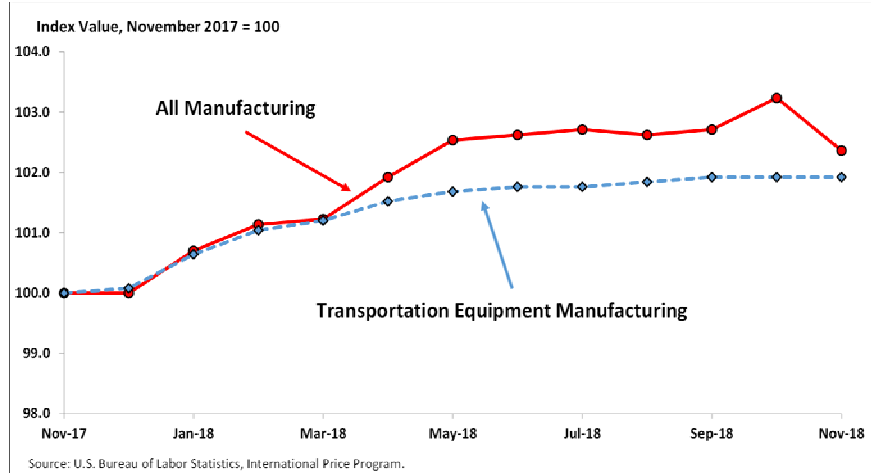
U.S. Export Price Indexes: Computer & Electronic Product Manufacturing

- Prices for computer and electronic product manufacturing exports fell 0.5 percent over the past 3 months.
- The export computer and electronic product manufacturing price index declined 0.5 percent from November 2017 to November 2018.
- The 12-month decline was driven by a 4.3-percent decrease in communications equipment manufacturing prices.

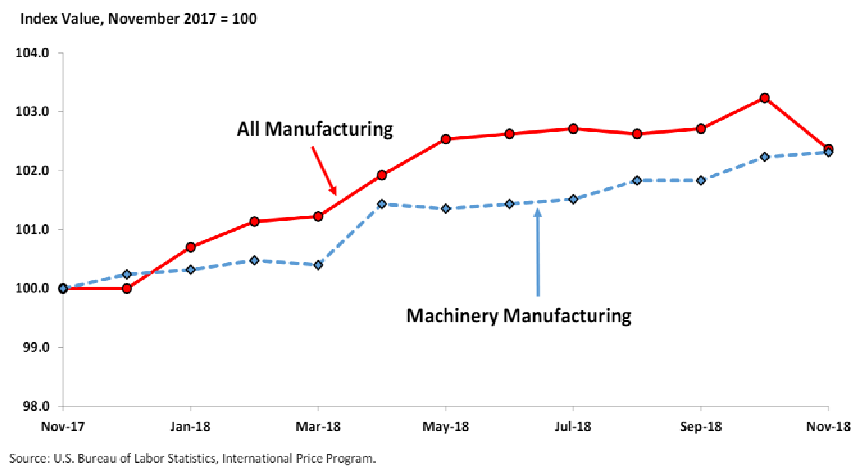


U.S. Export Price Indexes: Transportation Equipment Manufacturing

- The export transportation equipment manufacturing price index advanced 0.1 percent from August to November.
- Motor vehicle body and trailer manufacturing prices contributed to the 3-month advance, increasing 0.7 percent.
- Prices for transportation equipment manufacturing exports increased 1.9 percent over the past 12 months.



U.S. Export Price Indexes: Machinery Manufacturing



- The price index for machinery manufacturing exports rose 0.5 percent for the 3 months ended in November.
- Export machinery manufacturing prices advanced 2.3 percent over the past 12 months.
- The 12-month advance was the largest since export machinery manufacturing prices rose 2.8 percent from December 2011 to December 2012.

New England Computer & Electronic Product Manufacturing Exports by Trade Dollar Value, 2017

- Massachusetts's exports of computer and electronic product manufacturing accounted for 59.8 percent of total New England exports of this industry in 2017.
- New England ranked 4th nationally in exports of computer and electronic product manufacturing behind Texas, California, and Florida.
- New England's \$12.5 billion in computer and electronic product manufacturing exports made up 6.1 percent of total U.S. exports for the industry.

