

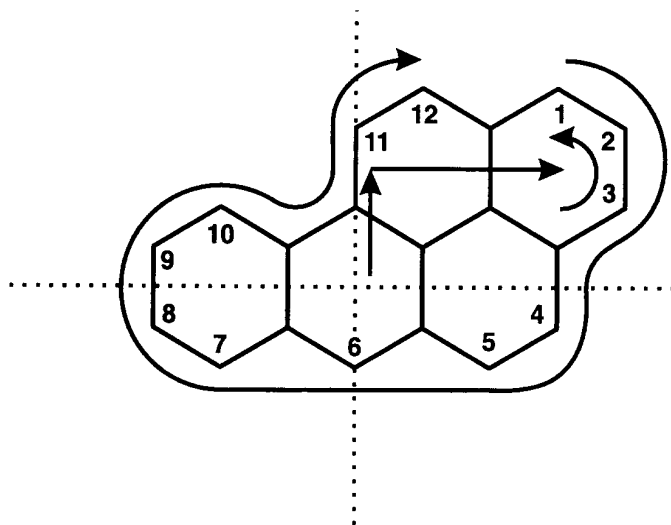


United States Department of Commerce
Technology Administration
National Institute of Standards and Technology

NIST Special Publication 922

Polycyclic Aromatic Hydrocarbon Structure Index

Lane C. Sander and Stephen A. Wise



The National Institute of Standards and Technology was established in 1988 by Congress to “assist industry in the development of technology . . . needed to improve product quality, to modernize manufacturing processes, to ensure product reliability . . . and to facilitate rapid commercialization . . . of products based on new scientific discoveries.”

NIST, originally founded as the National Bureau of Standards in 1901, works to strengthen U.S. industry’s competitiveness; advance science and engineering; and improve public health, safety, and the environment. One of the agency’s basic functions is to develop, maintain, and retain custody of the national standards of measurement, and provide the means and methods for comparing standards used in science, engineering, manufacturing, commerce, industry, and education with the standards adopted or recognized by the Federal Government.

As an agency of the U.S. Commerce Department’s Technology Administration, NIST conducts basic and applied research in the physical sciences and engineering, and develops measurement techniques, test methods, standards, and related services. The Institute does generic and precompetitive work on new and advanced technologies. NIST’s research facilities are located at Gaithersburg, MD 20899, and at Boulder, CO 80303. Major technical operating units and their principal activities are listed below. For more information contact the Publications and Program Inquiries Desk, 301-975-3058.

Office of the Director

- National Quality Program
- International and Academic Affairs

Technology Services

- Standards Services
- Technology Partnerships
- Measurement Services
- Technology Innovation
- Information Services

Advanced Technology Program

- Economic Assessment
- Information Technology and Applications
- Chemical and Biomedical Technology
- Materials and Manufacturing Technology
- Electronics and Photonics Technology

Manufacturing Extension Partnership Program

- Regional Programs
- National Programs
- Program Development

Electronics and Electrical Engineering Laboratory

- Microelectronics
- Law Enforcement Standards
- Electricity
- Semiconductor Electronics
- Electromagnetic Fields¹
- Electromagnetic Technology¹
- Optoelectronics¹

Chemical Science and Technology Laboratory

- Biotechnology
- Physical and Chemical Properties²
- Analytical Chemistry
- Process Measurements
- Surface and Microanalysis Science

Physics Laboratory

- Electron and Optical Physics
- Atomic Physics
- Optical Technology
- Ionizing Radiation
- Time and Frequency¹
- Quantum Physics¹

Materials Science and Engineering Laboratory

- Intelligent Processing of Materials
- Ceramics
- Materials Reliability¹
- Polymers
- Metallurgy
- NIST Center for Neutron Research

Manufacturing Engineering Laboratory

- Precision Engineering
- Automated Production Technology
- Intelligent Systems
- Fabrication Technology
- Manufacturing Systems Integration

Building and Fire Research Laboratory

- Structures
- Building Materials
- Building Environment
- Fire Safety Engineering
- Fire Science

Information Technology Laboratory

- Mathematical and Computational Sciences²
- Advanced Network Technologies
- Computer Security
- Information Access and User Interfaces
- High Performance Systems and Services
- Distributed Computing and Information Services
- Software Diagnostics and Conformance Testing

¹At Boulder, CO 80303.

²Some elements at Boulder, CO.

NIST Special Publication 922

Polycyclic Aromatic Hydrocarbon Structure Index

Lane C. Sander and Stephen A. Wise

Chemical Science and Technology Laboratory
National Institute of Standards and Technology
Gaithersburg, MD 20899-0001

December 1997



U.S. Department of Commerce

William M. Daley, *Secretary*

Technology Administration

Gary R. Bachula, *Acting Under Secretary for Technology*

National Institute of Standards and Technology

Raymond G. Kammer, *Director*

National Institute of Standards
and Technology
Special Publication 922
Natl. Inst. Stand. Technol.
Spec. Publ. 922
105 pages (Dec. 1997)
CODEN: NSPUE2

U.S. Government Printing Office
Washington: 1997

For sale by the Superintendent
of Documents
U.S. Government Printing Office
Washington, DC 20402

Polycyclic Aromatic Hydrocarbon Structure Index

Lane C. Sander and Stephen A. Wise
Chemical Science and Technology Laboratory
National Institute of Standards and Technology
Gaithersburg, MD 20899

This tabulation is presented as an aid in the identification of the chemical structures of polycyclic aromatic hydrocarbons (PAHs). The Structure Index consists of two parts: (1) a cross index of named PAHs listed in alphabetical order, and (2) chemical structures including ring numbering, name(s), Chemical Abstract Service (CAS) Registry numbers, chemical formulas, molecular weights, and length-to-breadth ratios (L/B) and shape descriptors of PAHs listed in order of increasing molecular weight. Where possible, synonyms (including those employing alternate and/or obsolete naming conventions) have been included. Synonyms used in the Structure Index were compiled from a variety of sources including "Polynuclear Aromatic Hydrocarbons Nomenclature Guide," by Loening, et al. [1], "Analytical Chemistry of Polycyclic Aromatic Compounds," by Lee et al. [2], "Calculated Molecular Properties of Polycyclic Aromatic Hydrocarbons," by Hites and Simonsick [3], "Handbook of Polycyclic Hydrocarbons," by J. R. Dias [4], "The Ring Index," by Patterson and Capell [5], "CAS 12th Collective Index," [6] and "Aldrich Structure Index" [7]. In this publication the IUPAC preferred name is shown in large or bold type.

The data supplied in this Structure Index comply with IUPAC rules for naming fused ring systems, detailed in "The Nomenclature of Organic Compounds" [8] and "A Guide to IUPAC Nomenclature of Organic Compounds" [9]. Names are based on the largest fragment with a trivial name. A list of recognized compounds specified by IUPAC convention is presented in Table 1. When a choice exists, the fragment lowest in the list (i.e., with the largest number) should be used. The simplest attachments are then selected for naming. Structures are typically oriented such that 1) the greatest number of rings in a row are aligned horizontally, 2) the maximum number of rings are positioned in the upper right quadrant, and 3) the least number of rings are positioned in the lower left quadrant. Numbering begins with the uppermost ring the furthest to the right, with the most counterclockwise carbon atom not involved with ring fusion. The numbering proceeds clockwise around the structure with hydrogenated carbon atoms. The numbering of Anthracene and Phenanthrene are "retained exceptions" to this rule. In this publication, double bonds are not explicitly indicated, but aliphatic carbons are designated by associated hydrogen atoms.

The L/B ratio is a shape-descriptive parameter that has been used in numerous studies of PAH retention in both liquid and gas chromatography [10-12]. This Structure Index represents the most comprehensive compilation of L/B values published. L/B values were calculated using algorithms based on the approach of Wise et al. [12]. A representation of this approach is illustrated in Figures 1 and 2. The molecular structure of each compound was generated using PC-Model and MMX molecular modeling programs (Serena Software, Bloomington, IN).[§] For planar PAHs, L/B can be

[§]Certain commercial equipment, instruments, or materials are identified in this report to specify adequately the experimental procedure. Such identification does not imply recommendation or endorsement by the National Institute of Standards and Technology, nor does it imply that the materials or equipment identified are necessarily the best available for the purpose.

determined from a two dimensional representation of the molecule. The structure is rotated and various “trial” values for L/B are calculated until a maximum value for L/B is determined. Because different values for L/B will result for nonplanar molecules depending on the initial orientation, a procedure was developed to provide unambiguous orientation. The algorithm begins with an arbitrary molecular orientation. The molecule is sequentially rotated about x, y, and z axes and xy, yz, and xz projections are determined with each rotation. An orientation is set such that when a box is drawn about the molecule to enclose the van der Waals surface, the minimum dimension is aligned with the z axis and the maximum dimension, with the x axis. L/B is then calculated from the xy projection as if the molecule were planar. L/B values for planar PAHs determined using this algorithm are identical to L/B values generated using the more simplistic planar iterative program. The dimensions of the bounding box (Å) are listed in small type below the values for L/B (dimensions x, y, and z, respectively). A measure of solute thickness is provided by the “z” box dimension. For compounds that contain only aromatic carbons, values greater than ~3.9 Å are indicative of nonplanarity.

Isomers are listed in order of increasing L/B for groups of the same overall ring structure. Isomers containing five-membered rings are grouped separately from isomers containing only six-membered rings. When further distinction is possible, isomers are grouped based on the number of shared carbon atoms within the five-membered rings. For example, isomers of molecular weight (MW) 302 containing a five-membered ring with three shared carbon atoms are listed before isomers with five shared carbon atoms within the five-membered ring. MW 302 isomers containing only six-membered rings are grouped last.

The material presented is not intended to be all inclusive; however, an effort was made to include most common PAHs of environmental interest. Data was compiled from the sources provided in the reference list, and only compounds containing five- and six-membered rings are included. (Compounds were not arbitrarily drawn and named simply to enumerate all possible isomers.) Where possible, CAS numbers are supplied to facilitate literature searches. The absence of CAS numbers does not signify absence from the CAS Registry. Finally, a tabulation listing the theoretical number of possible *six-membered* ring configurations for various molecular weights is provided in Table 2. More detailed information on the synthesis and physical properties of many of these isomers is provided in reference [4]. The last column of this table lists the corresponding number of structures provided in this Index.

Considerable effort has been expended to make the Structure Index as accurate as possible. The authors welcome comments, corrections, and suggestions for improvements in the next revision.

Table 1. Parent Compounds (IUPAC Convention, listed in order of increasing priority) [9]

1	Pentalene	
2	Indene	
3	Naphthalene	
4	Azulene	
5	Heptalene	
6	Biiphenylene	
7	as-Indacene	
8	s-Indacene	
9	Acenaphthylene	
10	Fluorene	
11	Phenalene	
12	Phenanthrene	
13	Anthracene	
14	Fluoranthene	
15	Acephenanthrylene	
16	Aceanthrylene	
17	Triphenylene	
18	Pyrene	
19	Chrysene	
20	Naphthacene (Tetracene)	
21	Pleiadene	
22	Picene	
23	Perylene	
24	Pentaphene	
25	Pentacene	
26	Tetraphenylene	
27	Hexaphene	
28	Hexacene	
29	Rubicene	
30	Coronene	
31	Trinaphthylene	
32	Heptaphene	
33	Heptacene	
34	Pyranthrene	
35	Ovalene	

Table 2. Possible Configurations for Six Membered Ring PAH Isomers¹

MW	Chemical Formula	Number of Rings	Internal Carbons ²	Isomers (theoretical)	Isomers (synthesized)	Isomers (listed)
78	C ₆ H ₆	1	0	1	1	1
128	C ₁₀ H ₈	2	0	1	1	1
178	C ₁₄ H ₁₀	3	0	2	2	2
202	C ₁₆ H ₁₀	4	2	1	1	1
228	C ₁₈ H ₁₂	4	0	5	5	5
252	C ₂₀ H ₁₂	5	2	3	3	3
276	C ₂₂ H ₁₂	6	4	2	2	2
278	C ₂₂ H ₁₄	5	0	12	12	12
300	C ₂₄ H ₁₂	7	6	1	1	1
302	C ₂₄ H ₁₄	6	2	13	13	13
326	C ₂₆ H ₁₄	7	4	9	5	9
328	C ₂₆ H ₁₆	6	0	37	27	37
350	C ₂₈ H ₁₄	8	6	8	5	8
352	C ₂₈ H ₁₆	7	2	62	24	45
374	C ₃₀ H ₁₄	9	8	3	2	3
376	C ₃₀ H ₁₆	8	4	58	11	50
378	C ₃₀ H ₁₈	7	0	>123	23	93
398	C ₃₂ H ₁₄	10	10	1	1	1
400	C ₃₂ H ₁₆	9	6	46	7	40
402	C ₃₂ H ₁₈	8	2	>289	16	8
424	C ₃₄ H ₁₆	10	8	37	2	16
426	C ₃₄ H ₁₈	9	4	very large	8	14
428	C ₃₄ H ₂₀	8	0	>411	8	11
448	C ₃₆ H ₁₆	11	10	20	2	20
450	C ₃₆ H ₁₈	10	6	very large		9
452	C ₃₆ H ₂₀	9	2	very large		13
478	C ₃₈ H ₂₂	9	0	>1489	6	5

¹Data adapted from Dias, "Handbook of Polycyclic Hydrocarbons" [4]

²Refers to carbon atoms not contained in the periphery of the ring structure

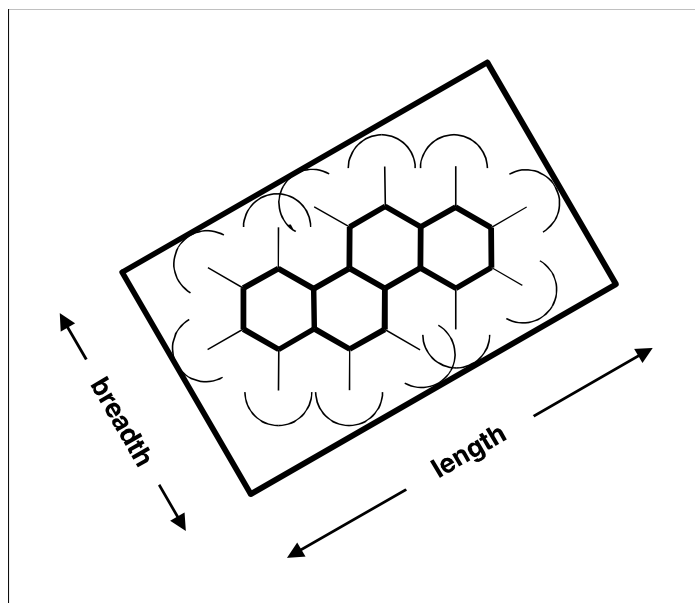


Figure 1. Depiction of Length-to-Breadth ratio for planar PAHs.

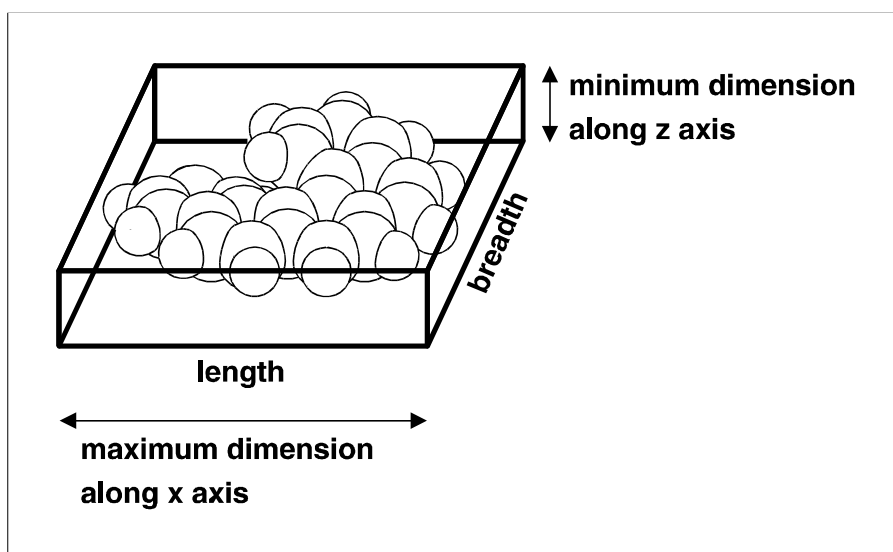


Figure 2. Depiction of Length-to-Breadth ratio algorithm for nonplanar molecules.

Reference List

- [1] Loening, K., Merritt, J., Later, D.W., and Wright, W., *Polynuclear Aromatic Hydrocarbons Nomenclature Guide*, Battelle Press, Columbus, 1990.
- [2] Lee, M.L., Novotny, M., and Bartle, K.D., *Analytical Chemistry of Polycyclic Aromatic Compounds*, Academic Press, New York, 1981.
- [3] Hites, R.A. and Simonsick, Jr., W.J., *Calculated Molecular Properties of Polycyclic Aromatic Hydrocarbons*, Elsevier, Amsterdam, 1987.
- [4] Dias, J.R., *Handbook of Polycyclic Hydrocarbons*, Elsevier, Amsterdam, 1987.
- [5] Patterson, A.M. and Capell, L.T., *The Ring Index*, Reinhold Publishing Corporation, New York, 1940.
- [6] *CAS 12th Collective Index (Compact Cambridge v C2.1)*, Cambridge Scientific Abstracts, Cambridge, 1994.
- [7] *Aldrich Structure Index*, Aldrich Chemical Company, Inc., Milwaukee, 1992.
- [8] *Nomenclature of Organic Chemistry, 1979 Edition*, Pergamon Press, Oxford, UK, 1979, pp. 20-31.
- [9] *A Guide to IUPAC Nomenclature of Organic Compounds*, Blackwell Scientific Publications, London, 1997.
- [10] Janini, G.M., Muschik, G.M., Schroer, J.A., and Zielinski, W.L., *Anal.Chem.*, 48 (1976) 1879.
- [11] Radecki, A., Lamparczyk, H., and Kaliszan, R., A Relationship Between the Retention Indices on Nematic and Isotropic Phases and the Shape of Polycyclic Aromatic Hydrocarbons, *Chromatographia*, 12 (1979) 595-599.
- [12] Wise, S.A., Bonnett, W.J., Guenther, F.R., and May, W.E., A Relationship Between Reversed Phase C18 Liquid Chromatographic Retention and the Shape of Polycyclic Aromatic Hydrocarbons, *J. Chromatogr. Sci.*, 19 (1981) 457-465.