



U.S. Department  
of Agriculture

Agricultural  
Marketing  
Service

Fruit and  
Vegetable  
Programs

# Fruit and Vegetable Market News Users Guide



## Table of Contents

Internet Information .....	1
Overview of Services .....	2
Customer Service Center .....	5
Internet and Branch Headquarters Information .....	7
Field Office Information .....	8
Telephone Recorders .....	13
How to Read a Market Report .....	15
Common Abbreviations Used .....	20
State and Country Abbreviations .....	21
Container Net Weights .....	23





## INTERNET INFORMATION

AMS Market News reports are available on the Internet at:

**<http://www.ams.usda.gov/marketnews.htm>**

All of the AMS Market News reports can be accessed at this Website. Reports are available here for each of the Market News branches as shown below:

Cotton Market News  
Dairy Market News  
Fruit and Vegetable Market News  
Livestock and Grain Market News  
Poultry Market News  
Tobacco Market News

For general information on USDA or access to other USDA agencies, visit the Website at:

**<http://www.usda.gov>**



## **FRUIT AND VEGETABLE MARKET NEWS**

*Eyes and Ears of the Produce Industry* Since 1915, Fruit and Vegetable Market News reports have provided an exchange of information among growers, shippers, wholesalers, and others on current supplies, demand, and prices of over 400 fresh fruit, vegetable, nut, ornamental, and other specialty crops. Because of the perishable and seasonal nature of fresh fruits and vegetables, prices and supplies fluctuate rapidly from day to day, and even from hour to hour. Thus, fast, timely and impartial reporting of supply, price, and market conditions helps facilitates an efficient marketing system.

The information is gathered through confidential telephone and face-to-face interviews carried out by skilled market reporters employed jointly by the U.S. Department of Agriculture and State agencies. Reports are impartial, current, and reliable. They are disseminated free of charge by satellite, newspapers, radio, television, and Internet sources and are available on a subscription basis in printed reports by facsimile machine. Nearly 400 different reports are issued daily, weekly, monthly, or annually to assist industry members in making marketing decisions.

*Wholesale (Terminal) Market Reports* Wholesale market reports on fruits and vegetables are issued daily based on information gathered at 15 major U.S. cities. These reports include price data on commodities traded at the local wholesale market level. Prices reported in wholesale markets are those received by wholesalers for sales of less than a carload or truckload of a product, for product that is of good merchantable quality and condition, unless otherwise described.

**Shipping Point Reports** cover major fruit and vegetable growing areas and provide rail and truck shipment information. The reports include f.o.b., or shipping point, prices that represent the most uniform level of trading. Prices are reported daily by type of sale and indicate at what price the product was sold.

**Seasonal Shipping Point Summaries** are issued at the end of each marketing season. Some summaries deal with a single commodity for a specified production area, but most cover a range of commodities or a specific group of commodities nationwide. The reports summarize information on production, shipments, distribution, shipping point and terminal market prices, and other factors influencing marketing.

The *National F.O.B. Review* is a report that contains all of the shipping point reports released by Market News on that day. The report is released by the close of business each day, allowing more timely access to the market information.

The *National Shipping Point Trends* is a weekly report that details background information at various shipping points on such things as shipments, prices, trading during the past week, crop conditions, harvesting progress, and the outlook for the upcoming 2 weeks.

The *International Report: Fresh Fruit, Vegetable and Ornamental Crops* is issued bi-weekly, reports on U.S. imports of Mexican, Chilean, South African and Caribbean Basin produce, as well as key wholesale markets in Canada, Mexico, England, Poland, Germany, France, Bulgaria, the Netherlands, Japan, and Colombia. Market information from other areas will be included as they become available.

The *National Potato and Onion Report* is released daily and includes F.O.B. price and supply information for all major potato and onion producing regions throughout the United States and for imports. Also included in the reports is National Shipping Trends and Crop Weather Highlights.

The *National Watermelon Report* contains daily F.O.B. price information and daily shipments in 40,000 pound units for watermelons grown domestically and imported from Mexico. Included in the domestic growing areas are California, Delaware, Florida, Georgia, Indiana, Maryland, Missouri, North Carolina, Oklahoma, South Carolina, Texas, Virginia, and Central and Western Arizona. Wholesale market reports are also included.

The *Eastern Vegetable and Fruit Report* consists of daily F.O.B. price reports for eastern growing regions and some competing western growing regions for commodities such as beans, cabbage, carrots, corn, cucumbers, eggplant, nectarines, okra, onions, peaches, peppers, squash and tomatoes.

**Special Reports** *The Fruit and Vegetable Truck Rate Report* lists the average freight rates from most major shipping areas to selected markets across the United States on a weekly basis.

The twice-weekly *Pecan Report* covers the demand, market conditions, and prices paid to growers of pecans at southeastern shipping points as well as in some competing areas.

The weekly *Peanut Report* contains information on growing, harvesting, and marketing conditions. It includes prices for farmers' stock; shelled and cleaned peanuts; peanut meal; and peanut oil in major shipping areas.

The monthly *National Honey Report* contains honey and other information which may be of interest to beekeepers and honey handlers.

**Ornamental crop reports** are provided both for wholesale and shipping point levels. Reports are provided once or twice a week (depending on the market) on all cut flowers, decorative ferns, and some other ornamental crops sold at major markets. Shipping point reports are issued for important production areas in California, in addition to prices paid to importers for Caribbean and South American cut flowers. These reports include wholesale market information from Boston, Chicago, Philadelphia, San Francisco and Seattle and *The National Ornamental Shipping Point Report*.

**Processing crop reports** are issued from June through October for a limited number of commodities. Reports indicate the volume delivered to processors and the prices paid for strawberries and various types of bush berries. Prices paid by processors for apples, potatoes, and sweet potatoes are reported each week by most production offices in regions where these commodities are grown.

## **CUSTOMER SERVICE CENTER**

Fruit and Vegetable Market News operates a Customer Service Center to provide customers with the convenience of “one-stop shopping.” Market News not only prints and disseminates reports in a standard format from a single location, but it also more efficiently maintains subscription lists and handles data requests. The result is consolidated, consistent reports that are provided in a timely manner by fax, U.S. mail, the USDA Website, and by direct e-mail.

The Customer Service Center, located in Fresno, CA, has a Special Request Section to handle specific information or data needs. Special requests can also be directed to Branch headquarters at (202) 720-2175. These specific reports are available for a small user fee, determined by the complexity of the request.

The Customer Service Center can be contacted at **(800) 487-8796**.

Reports currently being published at the Customer Service Center:

<b>Asparagus Fax Report</b>	<b>National F.O.B. Review</b>
<b>Chilean Fruit &amp; Vegetable Report</b>	<b>National Ornamental Shipping</b>
<b>Florida Vegetable Report</b>	<b>Point Report</b>
<b>Fresh Fruit, Vegetable and Ornamental Crops Shipments</b>	<b>Fresh Fruit and Vegetable National Shipping Point Trends</b>
<b>Table Grape Supplement Report</b>	<b>Fruit and Vegetable Truck Rate Report</b>
<b>National Honey Report</b>	<b>National Wholesale Herb Report</b>
<b>Marketing Caribbean Fruit and Vegetable Report</b>	<b>Northwest Berry Processing Report</b>
<b>Mexico Fruit &amp; Vegetable Crossings Report</b>	<b>Ornamental Crops National Market Trends</b>
<b>National Apple &amp; Pear Report</b>	<b>The International Report</b>
<b>National Apple Processing Report</b>	<b>Tomato Fax Report</b>
<b>National Berry Report</b>	<b>Western Fruit Report</b>
	<b>Western Melon &amp; Vegetable Report</b>

In addition, the Customer Service Center publishes daily, wholesale market reports for the following U.S. cities:

<b>Atlanta, GA</b>	<b>Dallas, TX</b>	<b>Philadelphia, PA</b>
<b>Baltimore, MD</b>	<b>Detroit, MI</b>	<b>Pittsburgh, PA</b>
<b>Boston, MA</b>	<b>Los Angeles, CA</b>	<b>San Francisco, CA</b>
<b>Chicago, IL</b>	<b>Miami, FL</b>	<b>Seattle, WA</b>
<b>Columbia, SC</b>	<b>New York, NY</b>	<b>St. Louis, MO</b>

Please note that market reports are available on the AMS Market News Website at no charge. Report are also available for free through a self-subscription email delivery service. The service is offered by Cornell University through a partnership with AMS. The link at <http://usda-reports.mannlib.cornell.edu:8080/USDAreports/index.ssp> provides subscription details. Hard copies of market reports are available via fax for a small user or subscription fee.





## INTERNET INFORMATION

Market News reports are available on the Internet. Please visit our Website at:

**<http://www.ams.usda.gov/marketnews.htm>**

For general information on USDA or access to other USDA agencies, visit the Website at:

**<http://www.usda.gov>**

**HEADQUARTERS MAILING ADDRESS:  
USDA, AMS, FV Market News  
1400 Independence Avenue, SW, Stop 0238  
Washington, D.C. 20250-0238**

Office of the Chief

Terry Long, Chief

Phone: (202) 720-2175

FAX: (202) 720-0547

E-mail: Terry.Long@usda.gov

John Okoniewski, Assistant Chief

Phone: (202) 720-2175

FAX: (202) 720-0547

E-mail: John.Okoniewski@usda.gov

Price Reports Section

Richard DeMenna, Section Head

Phone: (202) 720-0933

FAX: (202) 720-0547

E-mail: Richard.DeMenna@usda.gov

Supply Reports Section

Barbara Maxwell, Section Head

Phone: (202) 720-9936

FAX: (202) 720-7502

E-mail: Barbara.Maxwell@usda.gov

International Reports Section

Fernando Palmer, Section Head

Phone: (202) 720-2264

FAX: (202) 720-4052

E-mail: Luis.Palmer@usda.gov

## FRUIT AND VEGETABLE MARKET NEWS FIELD OFFICES

<u>Location</u>	<u>Reporting Responsibilities</u>	<u>Phone</u>
<b>ARIZONA</b>		
Abbie Hannon 522 N. Central Avenue Room 106 Phoenix, AZ 85004	TX, OK Watermelons AZ, CA Vegetables, Melons, Citrus CO Melons MX, TX Fruits, Vegetables, Melons CA, MX (Baja) Tomatoes AZ, NM, TX Pecans CO, NM Lettuce	(602) 379-3066 (602) 379-3182 Fax
<b>CALIFORNIA</b>		
Brenda Shuklian 2202 Monterey Street Suite 104-D Fresno, CA 93794-9788	CA Fruit, Melons, Berries, Asparagus, Avocados	(559) 487-5178 (559) 487-5199 Fax
Kevin Morris 1320 E. Olympic Blvd. Suite 212 Los Angeles, CA 90021-1907	Wholesale F&V Terminal	(213) 894-3077 (213) 894-2898 Fax
VACANT 1301 Clay Street Room 520-N Oakland, CA 94612-5217	Wholesale F&V Terminal Ornamental Imports F.O.B. Ornamental	(510) 637-1815 (510) 637-1851 Fax
<b>FLORIDA</b>		
Jim Cunningham Brickell Plaza Building 909 S.E. 1st Avenue Suite 712 Miami, FL 33131	Wholesale F&V Terminal Ornamental Imports Caribbean Basin Imports	(305) 373-2955 (305) 373-3562 Fax
Philip Montgomery 5802 Hoffner Road, Suite 708 Orlando, FL 32822	FL, Chilean Fruit and Veg- etables NC, SC, FL, VA Watermelons Delmarva Watermelons FL, GA, IN Cantaloupes	(407) 277-0013 (407) 277-8706 Fax

<u>Location</u>	<u>Reporting Responsibilities</u>	<u>Phone</u>
<b>GEORGIA</b>		
Penny Pederson, Acting 203 Administration Building 16 Forest Parkway Forest Park, GA 30297 (Atlanta)	Wholesale F&V Terminal	(404) 361-1376 (404) 363-2523 Fax
Robert Corwin P.O. Box 1447 Thomasville, GA 31799	Georgia Onions, Pecans, Watermelons GA, SC Peaches, Peanuts, Vegetables	(229) 228-1208 (229) 225-1516 Fax
<b>HAWAII</b> ( <a href="http://www.hawaiiag.org/news">http://www.hawaiiag.org/news</a> )		
Matthew Loke P.O. Box 22159 Honolulu, HI 96823-2159	Wholesale F&V Terminal HI Pineapple, Papayas	(808) 973-9578 (808) 973-9747 Fax
<b>IDAHO</b>		
Thomas Cooper 1820 E. 17th Street Suite 130 Idaho Falls, ID 83404	ID, OR Onions CA, ID, WI, CO, TX, KS, NE, MN, ND, NV Potatoes AZ, CO, MX, WI, UT Onions	(208) 525-0166 (208) 525-5546 Fax
<b>ILLINOIS</b>		
Harold Fiscus 230 S. Dearborn Street Room 512 Chicago, IL 60604-1503	Wholesale F&V Terminal Wholesale Ornamental	(312) 353-0111 (312) 886-3766 Fax
<b>LOUISIANA</b>		
David Foster P.O. Box 3334 Baton Rouge, LA 70821-3334	LA Sweet Potatoes	(225) 922-1328 (225) 922-1289 Fax

<u>Location</u>	<u>Reporting Responsibilities</u>	<u>Phone</u>
<b>MARYLAND</b>		
Holly Mozal Maryland Wholesale Produce Market 7460 Conowingo Ave., Building A, Unit 30 Jessup, MD 20794-9361	Wholesale F&V Terminal Appalachian District Apples, Peaches	(410) 799-4840 (410) 799-8442 Fax
<b>MASSACHUSETTS</b>		
Donna Lupo Boston Market Terminal 34 Market Street, Rm 10 Everett, MA 02149	Wholesale F&V Terminal Wholesale Ornamental New England Produce on the Terminal	(617) 387-4498 (617) 389-1387 Fax
<b>MICHIGAN</b>		
Debra Friday P.O. Box 951 Benton Harbor, MI 49023	MI, NY Potatoes, Onions, Apples, Vegetables ME Potatoes WI Cabbage Canadian Potatoes	(269) 925-3270 (269) 925-3272 Fax
Michael Rann Detroit Produce Terminal 7201 W. Fort St., Rm 53 Detroit, MI 48209	Wholesale F&V Terminal Farmers Market	(313) 841-1111 (313) 841-8310 Fax
<b>MISSOURI</b>		
Dennis Jemmerson Unit 1, Produce Row Room 101 St. Louis, MO 63102-1418	Wholesale F&V Terminal IN, MO Watermelons AR Tomatoes	(314) 425-4520 (314) 621-3214 Fax
<b>NEW JERSEY</b>		
Lynn Coffin 40 E. Broad Street Suite 201 Bridgeton, NJ 08302-2878	NJ Blueberries, Peaches	(856) 453-3870 (856) 453-3880 Fax

<u>Location</u>	<u>Reporting Responsibilities</u>	<u>Phone</u>
<b>NEW YORK</b>		
Edward Martello 5A NYC Terminal Market Bronx, NY 10474-7355	Wholesale F&V Terminal	(718) 542-2225 (718) 378-0891 Fax
<b>NORTH CAROLINA</b>		
Linda Franklin WNC Farmers' Market 570 Brevard Road Asheville, NC 28806	Western NC Apples, Vegetables TN Tomatoes Farmers' Market	(828) 253-1691 (828) 252-2025 Fax
Sherry Warren P.O. Box 27647 Raleigh, NC 27611	NC Sweet Potatoes, Veg- etables, Fruit Farmers' Market	(919) 856-4377 (919) 715-6748 Fax
<b>OKLAHOMA</b>		
VACANT Oklahoma Dept. of Agriculture 2800 North Lincoln Blvd. Oklahoma City, OK 73105	OK Pecans	(405) 521-3881 (405) 521-4912 Fax
<b>PENNSYLVANIA</b>		
Michael Cramer 3301 S. Galloway Street Room 261 Philadelphia, PA 19148	Wholesale F&V Terminal Wholesale Ornamental DE Potatoes Spanish Clementines	(215) 597-4536 (215) 336-0355 Fax
Randy Foster Pittsburgh Terminal Marketing Building 2100 Smallman Street Room 207 Pittsburgh, PA 15222	Wholesale F&V Terminal	(412) 644-5847 (412) 644-5667 Fax

<u>Location</u>	<u>Reporting Responsibilities</u>	<u>Phone</u>
<b>SOUTH CAROLINA</b>		
Jack Dantzler P.O. Box 13531 Columbia, SC 29201-0531	Wholesale F&V Terminal SC Tomatoes, Greens Farmers Market	(803) 737-4497 (803) 737-9867 Fax
<b>TEXAS</b>		
Jon Garza P.O. Box 12847 Capital Station Austin, TX 78711	Pecans	(512) 463-6098 (512) 463-7643 Fax
Kathleen Posh 1406 Parker Street Room 201 Dallas, TX 75215	Wholesale F&V Terminal TX Cabbage	(214) 767-5375 (214) 767-5383 Fax
<b>VIRGINIA</b>		
Brett Richardson P.O. Box 26 Onley, VA 23418	VA Potatoes, Vegetables	(757) 787-5867 (757) 787-5973 Fax
<b>WASHINGTON</b>		
Peter "Joe" Echanove P.O. Box 48099 Seattle, WA 98148-0099	Wholesale F&V Terminal Wholesale Ornamental Northwest Berries (Canada) Rhubarb	(206) 764-3804 (206) 433-8126 Fax
Jeffrey Main Agricultural Service Center 21 N. First Avenue Suite 224 Yakima, WA 98902-2663	WA Fruit, Vegetables WA, OR Potatoes, Onions National Honey	(509) 575-8903 (509) 575-5648 Fax

## TELEPHONE RECORDERS

Many Market News offices load telephone recorders with commodity information on a daily basis. Below is a list of the telephone numbers that our customers can call to hear up-to-date information on shipping point and wholesale market prices and conditions. Some recorders carry multiple commodity information.

### F.O.B. FRUIT AND VEGETABLE

Austin, TX	(in Texas only)	(800) 252-3407
	(out-of-state access)	(512) 463-1225
Benton Harbor, MI		(269) 925-1096
Honolulu, HI		(808) 973-9581
Ithaca, NY	(Vegetables only)	(607) 334-8565
Mexico, NY	(Vegetables only)	(315) 963-7668
Nogales, AZ	(Vegs & Melons)	(520) 287-4167
Onley, VA		(804) 225-2812
Orlando, FL		(888) 816-6854
Phoenix, AZ	(Vegetables only)	(602) 542-2525
Raleigh, NC		(919) 733-0016
Thomasville, GA		(229) 226-7567
Yakima, WA	(Fruit only)	(509) 453-6073
	(Vegetables only)	(509) 452-7859
Yuma, AZ	(Vegetables only)	(520) 317-1337

### AUCTIONS AND FARMERS MARKETS

Benton Harbor, MI	(616) 925-1096
Columbia, SC	(803) 253-4040

### F.O.B. POTATO

Bay City, MI	(517) 895-4029
Idaho Falls, ID	(208) 522-3979
Klamath Falls, OR	(541) 273-6301 (Sept.-June)
Yakima, WA	(509) 452-7859

F.O.B. ONION

Grand Rapids, MI	(616) 451-8676 (Aug.-Apr.)
Idaho Falls, ID	(208) 522-3979
Ontario, OR	(541) 889-4551
Yakima, WA	(509) 452-7859

MELONS

Nogales, AZ	(520) 287-4167
Cordele, GA	(229) 273-4048 (June-Aug.)

BLUEBERRIES

Grand Haven, MI	(616) 846-8141 (July-Oct.)
-----------------	----------------------------

PECANS

Albany, GA	(229) 436-8781 (Oct.-Jan.)
Austin, TX	(TX only) (800) 252-3407 (Oct.-Jan.)
	(out-of-state) (512) 463-1225

ORNAMENTALS/CUT FLOWERS

Miami, FL	(305) 373-3048
San Francisco, CA	(510) 637-1850





## HOW TO READ A MARKET REPORT

The following terms and definitions are frequently used in Fruit and Vegetable Market News reports:

**QUALITY** includes size, color, shape, texture, cleanness, freedom from defects, and other more permanent physical properties of a product which can affect its market value.

The following terms, when used in connection with “quality,” are interpreted as meaning:

**FINE:** Better than good. Superior in appearance, color, and other quality factors.

**GOOD:** In general, stock which has a high degree of merchantability with a small percentage of defects. This term includes U.S. No. 1 stock, generally 85 percent U.S. No. 1 or better quality on some commodities, such as tomatoes.



**FAIR:** Having a higher percentage of defects than “good.” From a quality standpoint, having roughly 75 percent U.S. No. 1 quality with some leeway in either direction.

**ORDINARY:** Having a heavy percentage of defects as compared to “good.” Roughly 50 to 65 percent U.S. No. 1 quality.

**POOR:** Having a heavy percentage of defects, with a low degree of salability, except to “low priced” trade. More than 50 percent grade defects.

**CONDITION** includes stage of maturity, decay, freezing injury, shriveling, or any other deterioration which may have occurred, or progressed since the product was harvested and which may continue to progress.

The following terms, when used in connection with “condition,” are interpreted as meaning:



**GOOD:** Such condition does not justify price reduction because of condition factors.

**FAIR:** Having a slight degree of off-condition factors which may warrant a small price reduction as compared to “good.”

**ORDINARY:** Having a heavier degree of off-condition factors which may warrant a substantial price reduction as compared to “good.”

**POOR:** So badly off-condition as may warrant heavy price reduction.

**HOLDOVERS:** Refers to merchandise that has been on the terminal market or at shipping point longer than normal, but remains near its original condition. Prices are discounted in order to clear supplies because shelf-life is reduced.

**DEMAND** represents the immediate or current desire for a product coupled with the ability and willingness of the buyer to buy it.

The following terms, when used in connection with “demand,” are interpreted as meaning:

**DEMAND EXCEEDS SUPPLY/OFFERINGS:** When demand is substantially greater than available supplies/offering.

**VERY GOOD:** Demand is well above average for seasonally normal supplies/offerings.

**GOOD:** Demand is better than average and trading is more active than normal.

**FAIRLY GOOD:** Demand is slightly above average buyer interest and trading.

**MODERATE:** Average buyer interest and trading.

**FAIRLY LIGHT:** Buyer interest and trading are slightly below average.

**LIGHT:** Demand is below average.

**VERY LIGHT:** Few buyers are interested in trading.

**PRACTICALLY NO DEMAND:** Indicates a stagnant condition on the market, with very little interest and very few or no sales.

The following terms, when used in Market News, Perishable Agricultural Commodities Act (PACA), or Federal-State inspection documents, are interpreted as meaning:

Occasional	1 to 5%
Few	6 to 10%
Some	11 to 25%
Many	26 to 50%
Mostly	51 to 90%
Generally	91 to 100%

#### **MARKET TERMS**



**PRICE TREND:** Indicates comparisons with conditions and prices which prevailed on the previous day, and in certain situations, conditions expected on the day following, or both.

**STRONG:** Prices are measurably higher than the previous trading session, and it is the reporter's opinion that the trend toward higher prices has not yet reached its highest level.

**MUCH HIGHER:** Prices are substantially higher than the previous trading day.

**HIGHER:** The majority of sales have prices which are measurably higher than the previous trading session.

**SLIGHTLY HIGHER:** A condition in which advances are less definite and less general than when "higher" is used.



**UNSETTLED:** Used rarely to indicate a condition of market uncertainty with lack of agreement by the trade as to whether prices tend to be lower or higher. May also represent an attitude pending the development or outcome of extraneous factors which might affect the market.

**STEADY:** Prices are unchanged from the previous trading session.

**ABOUT STEADY:** Probably the most used term since a market situation seldomly remains exactly the same two or more consecutive days without some change, even though not significant.

**DULL:** Prices are relatively unchanged from the previous session, trading is inactive, and prices represent few sales.

**SLIGHTLY LOWER:** A condition in which price declines are less definite and less general than when “lower” is used.

**LOWER:** Prices for most sales are measurably lower than the previous trading session.

**MUCH LOWER:** Prices are substantially lower than the previous trading session.

**WEAK:** Indicates a downward trend. Prices are measurably lower than the previous trading session and may be lower the following day.

**DEMORALIZED:** A condition in which the terminal market or shipping point is oversupplied with perishable commodities that cannot be sold except at extremely low prices.



## COMMON TYPES OF SALES

**SALES F.O.B. SHIPPING POINT:** Product quoted or sold is to be placed free on board the boat, car, truck, or other type of land transportation at shipping point in suitable shipping condition. The buyer assumes all risk of damage and delay in transit not caused by the seller, regardless of how the shipment is billed. The buyer shall have the right to inspect the goods at the destination before payment is made to determine if the product shipped complied with the terms of the contract or order at time of shipment, subject to provisions covering suitable shipping conditions. The right of inspection does not convey or imply a right for the buyer to reject shipment because of any loss, damage, deterioration, or changes which have occurred in transit.

**DELIVERED SALES, SHIPPING POINT BASIS:** Product is to be delivered by the seller on board the car, truck, dock (if delivered by boat) to the market where the buyer is located, or at any such other market that is agreed upon, free of any charges for transportation or protective service. The seller assumes all risks of loss or damage in transit not caused by the buyer.

**SALES F.O.B. POINT (OR PORT) OF ENTRY:** Sales of imported produce on an F.O.B. shipping point basis, with the shipping point as the crossing point or port of import, with any duties, crossing charges, or import fees paid prior to the reported sale.

**PRICES PAID TO GROWERS:** Prices paid to growers by packers or shippers, indicating the unit of sale and point of sale, or basis of delivery most common in the territory. Examples: "Bulk per cwt: U.S. No. 1 at warehouse," "per ton sacked and loaded," or "per package, in field, buyer furnishing packages."

## TERM ABBREVIATIONS

appearance	appear	hundredweight	cwt
approximately	approx	inch	in
average	avg	include(s)	incl(s)
bagged	bgd	jumbo	jbo
baled	bld	large	lge
basket	bkt/bskt	larger	lgr
bushel	bu	layer	lyr
bunch(ed)(s)	bch(d)(s)	loose	lse
bundle	bdl	master container	mctr
bushel basket	bubkt/bskt	medium	med
Canada		miniature	mini
Number One	CDOne	minimum	min
carton	ctn	miscellaneous	misc
celery crate	cel crt	number	No. or #
cellpack	celpk	occasional	occas
Chef's Special	Chef'sSpec	ordinary	ord
colossal	col	ounce	oz
combination	comb	package(s)	pkg(s)
commercial	com	percent	pct or %
condition	cond	pint	pt
container(s)	cntr(s)	pound	lb
Controlled Atmosphere	CA	pyramid	pyr
Storage		quality	qual
crate	crt	quart	qt
dispenser(s)	dspncr(s)	repack(ed)(er)	rpk(d)(r)
dozen	dz	sacks	sks
Eastern Boston	Ebcrt	shippers	shprs
Crate		size	sz
extra	ex	small(er)	sml(r)
extra large	xlge	standard	std
fair(ly)	fr(ly)	topped	tpd
fancy	fcy	traypack	trpk
film	flm	unclassified	uncl
flat(s)	flt(s)	U.S. Number One	USOne
flat cartons	fltctn(s)	waxed	wxd
green	grn	Western Growers Association	
greenhouse	grnhse	Crate	WGAct
half	hlf or 1/2	wirebound crates	wbcrts
hamper	hmpr	wrap(ped)	wrp(d)
holdovers	hldovrs		

## STATE AND COUNTRY ABBREVIATIONS

**Note:** The Fruit and Vegetable Market News Service is in the process of revising its two-letter country abbreviations in order to conform with the International Standards Organization (ISO) abbreviations.

Alaska	AK	Nebraska	NE
Alabama	AL	Nevada	NV
Appalachia	AP	New England	NENG
Arkansas	AR	New Hampshire	NH
Arizona	AZ	New Jersey	NJ
California	CA	New Mexico	NM
California-Central	CA-C	New York	NY
California-Imperial		North Carolina	NC
Valley	CA-I	North Dakota	ND
California-North	CA-N	Ohio	OH
California-South	CA-S	Oklahoma	OK
California-Oregon	CAOR	Oregon	OR
Colorado	CO	Pennsylvania	PA
Connecticut	CT	Puerto Rico	PR
District of Columbia	DC	Rhode Island	RI
Delaware	DE	South Carolina	SC
Florida	FL	South Dakota	SD
Georgia	GA	Tennessee	TN
Hawaii	HI	Texas	TX
Iowa	IA	United States	US
Idaho	ID	Utah	UT
Idaho-Oregon	IDOR	Vermont	VT
Illinois	IL	Virginia	VA
Indiana	IN	Washington	WA
Kansas	KS	West Virginia	WV
Kentucky	KY	Wisconsin	WI
Long Island, NY	LI	Wyoming	WY
Louisiana	LA		
Massachusetts	MA	Antiqua	AT
Maine	MN	Argentina	AG
Maryland	MD	Australia	AU
Michigan	MI	Bahamas	BA
Minnesota	MN	Barbados	BB
Minnesota-North Dakota	MNND	Belgium	BL
Mississippi	MS	Belize	BZ
Missouri	MO	Bermuda	BE
Montana	MT	Bolivia	BO

Continued on next page

## STATE AND COUNTRY ABBREVIATIONS

Brazil	BR	Kenya	KE
Bulgaria	BU	Malaysia	ML
Canada	CD	Martinique	MQ
Canary Islands	CY	Mauritius	MU
Chile	CL	Mexico	MX
China	CQ	Morocco	MR
Colombia	CB	Netherlands	NL
Costa Rica	CR	New Zealand	NZ
Cuba	CU	Nicaragua	NI
Cyprus	CP	Nigeria	NG
Czech Republic	CZ	Panama	PN
Denmark	DN	Peru	PE
Dominican Republic	DR	Philippines	PI
Ecuador	EC	Poland	PL
Egypt	EG	Portugal	PO
El Salvador	EL	Romania	RO
England	EN	Samoa	SM
Ethiopia	ET	Senegal	SE
Fiji Islands	FI	Singapore	SG
France	FR	South Africa	SF
Germany	GM	South Korea	SK
Ghana	GH	Spain	SP
Greece	GR	Sri Lanka	SL
Grenada	GE	Swaziland	SZ
Guadeloupe	GD	Sweden	SN
Guatemala	GU	Switzerland	SW
Guyana	GY	Tahiti	TA
Haiti	HT	Taiwan	TW
Honduras	HD	Thailand	TL
Hungary	HU	Trinidad-Tobago	TT
Imports	ZZ	Turkey	TU
India	IQ	United Kingdom	UK
Indonesia	IO	Uruguay	UR
Iran	IR	Venezuela	VZ
Ireland	IE	Virgin Islands	VI
Israel	IS	Windward Islands	WN
Italy	IT	Yugoslavia	YU
Ivory Coast	IV	Zambia	ZA
Jamaica	JM	Zimbabwe	ZI
Japan	JA		
Jordan	JD		



## CONTAINER NET WEIGHTS

This list shows commodities and their most common containers. The net weight signifies the conversion factor used to convert weight packages to pounds.

<u>COMMODITY</u>	<u>PACKAGE</u>	<u>WEIGHT (LBS)</u>
APPLES	Ctn, tray or cell pack	40
APRICOTS	Carton loose	24
	2-layer carton tray pack	18
ARTICHOKES	Carton	23
ASPARAGUS	Carton or crate bunched	11
	Pyramid carton/crate bunched	28
AVOCADOS	2-layer carton (CA)	25
	2-layer carton (CL)	23
BANANAS	Ctn	40
BEANS, GREEN	Bushel basket, carton or crate	30
BEETS	Carton or crate, 12s	20
BLUEBERRIES	Flats 12-1 pint cups	11
	Flats 12 6-ounce cups	5
	Flats 12 4.4-ounce/125 gram cups with lids	4
BOK CHOY	Carton or crate	30
	WGA type crate	70
BROCCOLI	Carton or crate, 14-18s	23
BRUSSELS SPROUTS	Carton	25
CABBAGE	Ctn, crt or sack	50
CANTALOUPS	1/2 ctn or crt	40
CARROTS (Topped)	48 1-lb film bags	48
	Sacks, as marked	25 & 50
CAULIFLOWER	Ctn, film wrpd	25
CELERY	Ctn or crt	60
	Hearts - ctn film bage	28
CHAYOTE	Carton	40
CHERRIES	Carton or lug (CA)	18
	Carton (WA)	20
	Carton (CL)	11
CHINESE CABBAGE	Celery crate	50
	WGA type crate	70
CILANTRO	Carton bunched 30s	11
CLEMENTINE	2.3 kg crate	5
CORN, SWEET	Carton or crate	42
CUCUMBERS	1-1/9 bushel carton or crate	55
	Greenhouse film wrapped 12s	12

Continued on next page

<u>COMMODITY</u>	<u>PACKAGE</u>	<u>WEIGHT (LBS)</u>
EGGPLANT	Bushel basket & 1-1/9 bushel carton or crate	33
ESCAROLE & ENDIVE	1-1/9 bushel carton or crate, carton 24s	25
FRUIT, OTHER		
Apple Pear	Carton 1-layer	11
	Carton or lug 2-layer	22
GARLIC	Ctn	30
GINGER ROOT	Carton	30
GRAPEFRUIT	Carton (FL & TX)	40
	Carton (AZ & CA)	34
GRAPES, TABLE	Carton or lug (CA)	18 & 19
	Carton or lug (CL)	18
GREENS	Bushel basket, carton or crate	25
HONEYDEW & MISC. MELON	2/3 carton or crate	30
KIWIFRUIT	1-layer flat	7
LEMONS	Carton (AZ & CA)	38
LETTUCE:		
ICEBERG	Carton, 24s	50
ROMAINE	1-1/9 bushel carton or crate	22
	Carton 24s (west)	40
OTHER:		
LEAF	Carton 24s	20
LIMES	Carton (MX)	40
MALANGA	Carton	40
MANGOES	1-lyr flat	10
NECATRINES	Carton loose	25
	2 layer carton or lug (CA)	22
	2-layer carton or lug (CL)	18
OKRA	1/2 or 5/9 bu bskt or crt	15
ONIONS, DRY	Sacks as marked	25 & 50
ONIONS, GREEN	Carton 48s bunched	13
ORANGES	4/5 bushel carton (FL)	43
	7/10 bushel carton (TX)	42
	Carton (CA)	38
PAPAYA	Carton as marked	10, 25, 37
PARSLEY	Bushel, 60s bunched	21

Continued on next page

<u>COMMODITY</u>	<u>PACKAGE</u>	<u>WEIGHT (LBS)</u>
PEACHES	1/2 bushel carton or crate	25
	carton loose	25
	2-layer carton or lug (CA)	22
	2-layer carton or lug (CL)	18
PEARS	4/5 bushel box or carton	45
	carton	40
PEAS, GREEN	Bushel basket, carton or crate	30
PEPPERS	Bushel basket & 1-1/9 bushel	
	carton or crate	28
PEPPERS, OTHER	Carton (CA, TX & MX)	30
	1/2 & 5/9 bushel carton or crate	15
PERSIMMONS	Carton	10
	1-layer carton or lug	11
PINEAPPLE	2-layer carton or lug	22
	2-layer carton	40
PLANTAINS	1-layer carton	20
	Carton	25 & 50
PLUMS	Carton loose	28
	2-layer ctn or lug	18
POMEGRANATES	2-layer carton or lug	22
POTATOES	Carton	50
	Sacks or Cwt	100
PRUNES	1/2 bushel carton	30
RADISHES (topped)	Carton 30-6 ounce bags	12
	Carton or crate, 48 bunched	35
RASPBERRIES	Flats 12 6-ounce cups	5
	Flats 12 1/2 -pt baskets with lids	6
RHUBARB	Carton	15
SPINACH	Carton or crate loose	25
	Carton 24s bunched	20
	Carton 12 10-ounce bags	8
SQUASH (Soft Shell)	1/2 & 5/9 bushel carton or crate	21
	Carton or lug	26
SQUASH (Hard Shell)	Carton or crate	40
STRAWBERRIES	12-1 pint flats	12
	8 16-ounce baskets with lids	8
SWEET POTATOES	Carton or crate	40
TAMARINDO	Crate or carton	40
TANGELOS	4/5 bushel carton	43
	1/2 bushel carton	25

Continued on next page

<u>COMMODITY</u>	<u>PACKAGE</u>	<u>WEIGHT (LBS)</u>
TANGERINES	4/5 bushel carton or crate	43
	1/2 carton (AZ & CA)	25
TARO	Carton	40
TEMPLES	4/5 bushel carton or crate	43
TOMATOES	Carton loose	25
	2-layer flat	20
	1-layer flat	15
TOMATOES, CHERRY	Flat 12 1-pint baskets	15
TOMATOES, PLUM	Carton	25
TURNIPS	Film bags	25
WATERMELONS	Cwt	100
SEEDLESS & SEEDED	Carton	75
YUCA (CASSAVA)	Carton	40

*The U.S. Department of Agriculture (USDA) prohibits discrimination in all its programs and activities on the basis of race, color, national origin, sex, religion, age, disability, political beliefs, sexual orientation, or marital or family status. (Not all prohibited bases apply to all programs.) Persons with disabilities who require alternative means of communication of program information (Braille, large print, audiotape, etc.) should contact USDA's TARGET Center at (202) 720-2600 (voice and TDD).*

*To file a complaint of discrimination, write Director, Office of Civil Rights, USDA Stop 9410, 1400 Independence Avenue SW, Washington, DC 20250-9410 or call (202) 720-5964 (voice and TDD). USDA is an equal opportunity provider and employer.*

Slightly revised May 2004