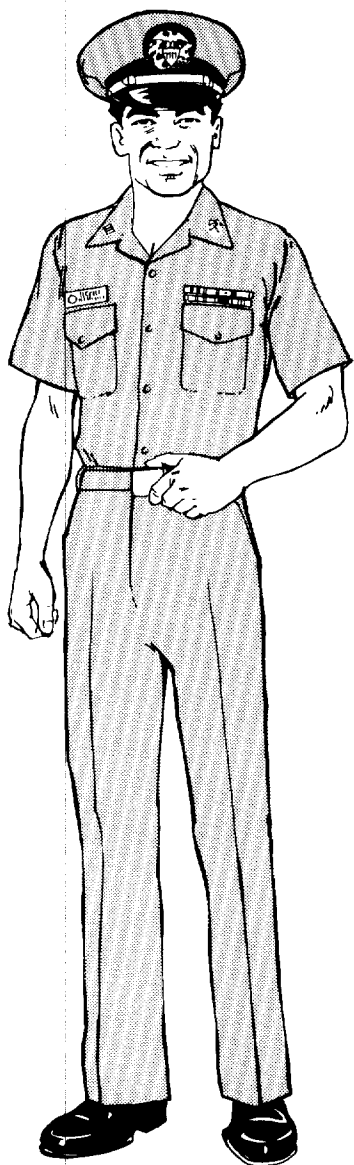


EXHIBIT I (continued)

General Purpose Service Uniforms

SUMMER KHAKI

Exhibit I
Reference #



A. REQUIRED BASIC UNIFORM COMPONENTS

Shirt, Khaki Summer	11
Trousers, Khaki Summer	17
Cap, Combination, Khaki	20
Shoes, Black Dress	27
Socks, Black	33
Belt, Khaki, w/Gold Clip	40
Buckle, Gold	41
Undergarments	51
Collar Insignia	I6
PHS Name Tag	I6
Ribbons	I3

B. PRESCRIBABLE ITEMS

Cap, Garrison, Khaki	21
Raincoat, Blue	25

C. OPTIONAL ITEMS

Jacket, Khaki Windbreaker	23
Boots, Half-Wellington	29
Overshoes	31
Sweater, Blue Cardigan (indoors only)	46
Umbrella	48
Scarf (w/raincoat only)	49

D. OCCASIONS FOR WEAR


Normal office work.

EXHIBIT I (continued)

General Purpose Service Uniform

WINTER BLUE

Exhibit I
Reference #



A. REQUIRED BASIC UNIFORM COMPONENTS

Shirt, Blue Winter	10
Trousers, Blue Dress	14
Cap, Combination, White	20
Shoes, Black Dress	27
Socks, Black	33
Necktie, Black Four-In-Hand	36
Belt, Black, w/Gold Clip	40
Buckle, Gold	41
Undergarments	51
Collar Insignia	16
PHS Name Tag	16
Ribbons	13

B. PRESCRIBABLE ITEMS

Overcoat, Blue	24
Raincoat Blue	25
Gloves, Black	50
Ear Flaps (w/outer garments only)	53

C. OPTIONAL ITEMS

Cap, Garrison, Blue	54
Jacket, Blue Windbreaker	23
Reefer	26
Tie Clasp/Tack	39
Boots, Half-Wellington	29
Overshoes	31
Sweater, Blue Cardigan (indoors only)	46
Sweater, Army Black	47
Umbrella	48
Scarf (w/outergarment only)	49

D. OCCASIONS FOR WEAR

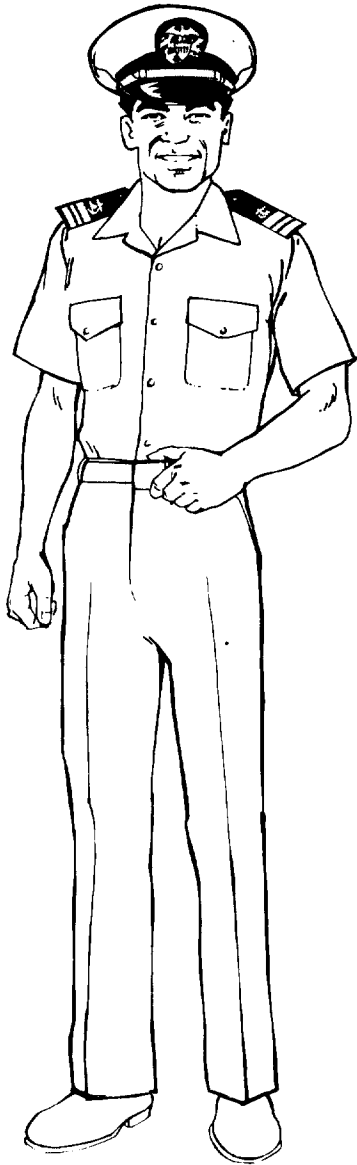
Normal office work.

EXHIBIT I (continued)

Working Uniforms

INDOOR DUTY WHITE

Exhibit I
Reference #



A. REQUIRED BASIC UNIFORM COMPONENTS

Shirt, White Summer	9
Trousers, White Long	15
Cap, Combination, White	20
Shoes, White Dress	28
Socks, White	33
Belt, White, w/Gold Clip	40
Buckle, Gold	41
Undergarments	51
Shoulder Boards (Hard)	16

B. PRESCRIBABLE ITEMS

Raincoat, Blue	25
PHS Name Tag	16

C. OPTIONAL ITEMS

Cap, Garrison, Blue	54
Shirt, White Navy Enlisted	52
Jacket, Blue Windbreaker	23
Overshoes	31
Sweater, Blue Cardigan (indoors only)	46
Sweater, Army Black (outdoors only from October through April)	47
Umbrella	48
Scarf (w/raincoat only)	49

D. OCCASIONS FOR WEAR

Clinical and laboratory settings.


To be worn away from the duty station only as necessary to go to and from duty station.

EXHIBIT I (continued)

Working Uniforms

WORKING KHAKI

Exhibit I
Reference #



A. REQUIRED BASIC UNIFORM COMPONENTS

Shirt, Khaki Working, SS	12
Trousers, Khaki Working	18
Cap, Combination, Khaki	20
Shoes, Black Dress	27
Socks, Black	33
Belt, Khaki, w/Gold Clip	40
Buckle, Gold	41
Undergarments	51
Collar Insignia	16

B. PRESCRIBABLE ITEMS

Shirt, Working LS	12
Cap, Garrison, Khaki	21
Raincoat, Blue	25
Shoes, Black Safety	30
PHS Name Tag	16

C. OPTIONAL ITEMS

Ball Cap, Command ^{1/}	22
Jacket, Khaki Windbreaker	23
Boots, Half-Wellington	29
Overshoes	31
Sweater, Blue Cardigan (indoors only)	46
Umbrella	48
Scarf (w/raincoat only)	49

D. OCCASIONS FOR WEAR

Situations where other uniforms would be unsafe or become unduly soiled.

^{1/} Only if authorized by the local uniform authority (LUA)

EXHIBIT I (continued)

Working Uniforms

WINTER WORKING BLUE




Exhibit I
Reference #

A. REQUIRED BASIC UNIFORM COMPONENTS

Shirt, Blue Winter	10
Trousers, Blue Dress	14
Cap, Combination, White	20
Shoes, Black Dress	27
Socks, Black	33
Belt, Black, w/Gold Clip	40
Buckle, Gold	41
Undergarments	51
Collar Insignia	16

B. PRESCRIBABLE ITEMS

Overcoat, Blue	24
Raincoat, Blue	25
Shoes, Black, Safety	30
PHS Name Tag	16

C. OPTIONAL ITEMS

Cap, Garrison, Blue	54
Ball Cap, Command ^{1/}	22
Jacket, Blue Windbreaker	23
Reefer	26
Boots, Half Wellington	29
Overshoes	31
Sweater, Blue Cardigan (indoors only)	46
Sweater, Army Black	47
Umbrella	48
Scarf (w/outergarment only)	49
Gloves, Black	50
Ear Flaps (w/outergarment only)	53

D. OCCASIONS FOR WEAR

Situations where other uniforms would be unsafe or become unduly soiled.

^{1/} Only if authorized by the local uniform authority (LUA)

EXHIBIT I (continued)

Description and Correct Wear of Male
Officer Uniform Components

NOTE: The item reference numbers that follow are keyed to the preceding illustrations.

1. JACKET, BLUE DINNER DRESS

- a. Description: A mess jacket of navy blue authorized material, with semi-peaked, narrow lapels, of the same fabric as the jacket, and the back tapered to a point. There are three 35-line PHS gilt buttons down each front, with a linked button front closure held in position by loops and buttons placed inside each front facing. Gold sleeve stripes and PHS sleeve insignia (with anchor pointing forward) are on each sleeve.
- b. Correct Wear: Wear with gold elastic or chain closure fastened.

2. TAILCOAT, BLUE FORMAL

- a. Description: Made of authorized blue fabric, conventional cut shaped to figure, with a double row of three PHS gilt buttons.
- b. Correct Wear: Wear held together in front by two PHS buttons and link. This coat may be worn only when prescribed to meet certain unique protocol requirements. Rank insignia, miniature medals, and other appurtenances, shall conform, as appropriate, to those required with Dinner Dress Blue Jacket. Coat hem falls approximately to hollow behind the knee.

3. JACKET, WHITE DINNER DRESS

- a. Description: A mess jacket of plain white, lightweight, authorized material with semi-peaked, narrow lapels of the same fabric as the jacket, loops for shoulder boards, and the back tapered to a point. It has two 35-line PHS gilt buttons on each side of the front. It is held together in front by connecting two 28-line PHS gilt buttons with a link approximately 3/4 inch long.
- b. Correct Wear: Wear held together by gold link.

4. COAT, BLUE SERVICE DRESS

- a. Description: A double-breasted coat made of navy blue, authorized material, with three outside pockets, one on each hip and one on left breast, and a sword slit over the left hip. There are three 35-line PHS gilt buttons down each forefront. Only the buttons on the right front actually button. Gold sleeve stripes and PHS sleeve insignia (with anchor pointing forward) are on each sleeve.
- b. Correct Wear: Button all buttons. Service Dress Blue coats may be removed in immediate office space only.

5. COAT, WHITE SERVICE DRESS

- a. Description: A single-breasted, standing collar coat made of plain white, lightweight, authorized material, form fitting outline, with sword slit over left hip, and loops for shoulder boards. It has two breast patch pockets with pointed button-down flaps fastened by 22 1/2-line PHS gilt buttons, and five detachable 35-line PHS gilt buttons on right front.
- b. Correct Wear: Button all buttons.

6. SHIRT, WHITE, FORMAL WING COLLAR

- a. Description: A stiff-bosomed plain or pique, unpleated white dress shirt, worn with a wing collar.
- b. Correct Wear: Wear with plain white shirt studs (mother of pearl) and cuff links (mother of pearl). Button all buttons and fasten all studs and cuff links.

7. SHIRT, WHITE FORMAL TURNDOWN

- a. Description: A dress shirt with a turndown collar and a plain stiff or wide-pleated soft front.
- b. Correct Wear: Wear with plain gold shirt studs and cuff links. Wear with all studs, buttons, and cuffs fastened.

8. SHIRT, WHITE, LONG SLEEVE OR SHORT SLEEVE (DRESS)

- a. Description: Made of plain white, authorized fabric. Sleeves may be short or long with plain buttons, convertible or French cuffs. Long sleeve shirts may have epaulets. Collar points measure no more than 3 1/4 inches and have a medium spread.
- b. Correct Wear: Button all buttons. Wear soft shoulder boards on shirts with epaulets. Long sleeves shall be worn for inspections and ceremonies.

9. SHIRT, WHITE SUMMER

- a. Description: Made of authorized material, short sleeves with loops for shoulder boards and an open collar forming a V-neck. Collar points measure no longer than 3 1/4 inches and have a medium spread.
- b. Correct Wear: Wear with hard shoulder boards. When worn with white trousers, material must match. Button all buttons.

10. SHIRT, BLUE, WINTER, LONG SLEEVE

- a. Description: Made of navy blue, authorized fabric with two breast pockets with button flaps fastened with 25-line PHS or plain black buttons. Collar points measure no more than 3 1/4 inches long and have a medium spread.
- b. Correct Wear: When worn as Winter Service Blue, button all buttons and wear with tie. Unbutton the collar button when wearing the Winter Working Blue. Both uniforms require collar devices.

11. SHIRT, KHAKI, SUMMER

- a. Description: Made of authorized fabric, with short sleeves, with two breast pockets with button flaps, and an open collar forming a V-neck. The shirt and trousers material must match.
- b. Correct Wear: Button all buttons. Wear with collar devices.

12. SHIRT, KHAKI, WORKING, LONG SLEEVE OR SHORT SLEEVE

- a. Description: Made of polyester/cotton with two breast pockets with button flaps. The short sleeve shirt will have an open collar forming a V-neck. The long sleeve shirt will have a button closure at the neck.
- b. Correct Wear: Button all buttons except the collar button. Wear with collar devices.

13. TROUSERS, BLUE EVENING

- a. Description: High-waisted, in the same material as the blue jacket, of plain design, and without cuffs or back pockets.
- b. Correct Wear: Button all buttons and close fasteners. Trousers should cover the top of the shoe by one inch at the heel.

14. TROUSERS, BLUE DRESS

- a. Description: Made of the same material as the Service Dress Blue Jacket, of authorized design, without cuffs, and with fore and aft creases. May be either straight-legged or slightly flared.
- b. Correct Wear: Button all buttons, close all fasteners, and wear a belt through all loops. Trousers should cover the top of the shoe by one inch at the heel.

15. TROUSERS, WHITE LONG

- a. Description: Made of the same material as the Service Dress White coat when they are worn together, and of the same material as the white shirt when worn as Summer White. They have fore and aft creases, but no cuffs. May be straight-legged or slightly flared.
- b. Correct Wear: Close all fasteners and wear a belt through all loops. Trousers should cover the top of the shoe by one inch at the heel.

16. RESERVED FOR FUTURE USE.

17. TROUSERS, KHAKI, SUMMER

- a. Description: Made of authorized material to match the Summer Khaki shirt, fore and aft creases, and without cuffs. May be straight legged or slightly flared.
- b. Correct Wear: Button all buttons, close all fasteners, and wear a belt through all loops. Trousers should cover the top of the shoe by one inch at the heel.

18. TROUSERS, KHAKI, WORKING

- a. Description: Conventional, plain trousers made of polyester/cotton fabric, with fore and aft creases, and without cuffs. May be either straight-legged or flared.
- b. Correct Wear: Button all buttons, close all fasteners, and wear a belt through all loops. Trousers should cover the shoe by one inch at the heel.

19. RESERVED FOR FUTURE USE.

20. CAP COMBINATION, WHITE OR KHAKI

- a. Description: A military cap with black visor, rigid standing front, flaring circular rim and black cap band worn with detachable khaki or white cap cover. When wearing a raincoat, the plastic combination cap rain cover (clear or blue) may be worn. For visor ornamentation and cap insignia, see INSTRUCTION 6, this Subchapter.
- b. Correct Wear: Wear the cap squarely on the head, with the bottom edge parallel to and 2 1/2 inches above the eyebrows. This cap is authorized for wear with the Formal Dress, Dinner Dress Blue Jacket, or Dinner Dress White Jacket uniforms only when outer garment is worn.

21. CAP, GARRISON, KHAKI

- a. Description: Made of khaki material matching the uniform with which it is worn. For cap insignia, see INSTRUCTION 6, this Subchapter.
- b. Correct Wear: Wear the cap squarely on the head, with fore and aft crease centered vertically between the eyebrows, and the lowest point of the cap is approximately one inch above the eyebrows.

22. BALL CAP, COMMAND

- a. Description: Made of standard navy blue fabric. Wool or synthetic fabrics or a blend may be used. The cap shall be a conventional baseball cap style and worn with the miniature cap insignia. Visor ornamentation is authorized for senior grade and above.

Correct Wear: Wear squarely on the head, with the bottom edge parallel to and 1 1/2 inches above the eyebrows. The command ball cap may be worn with any work uniform if authorized by the prescribing authority. It may be worn with civilian clothing on or off station, without insignia.

23. JACKET, WINDBREAKER (KHAKI OR BLUE)

- a. Description: A single-breasted, short style jacket, made of water repellent polyester and cotton poplin cloth. It has a plain collar, two pockets located on side fronts, slide fasteners, and a button closure.
- b. Correct Wear: Wear rank insignia on shoulder straps. Close the zipper at least three quarters of the way. Wear the collar tab buttoned back when not in use. May be worn with blue liner.

24. OVERCOAT, BLUE

- a. Description: A double-breasted, full-skirted coat made of blue wool fabric, shaped at waist and held by a two section half-belt at back. May be water-repellent and fitted with removable sleeveless liner. The end of the belt overlaps and fastens with two 40-line PHS, gilt buttons. There is a sword slit over the left hip, a vertical slash side pocket on each front, and a single row of five 40-line PHS gilt buttons down each forepart. The collar is made so that the coat may be buttoned to neck. One slash, inside bellows pocket in each front piece, gives access to trousers or coat pocket. There are two loops on each shoulder for shoulder boards.
- b. Correct Wear: Hem the coat 1/3 of the distance between the kneecap and the ground. Button all buttons except the collar button. Collar button may be buttoned in inclement weather.

25. RAINCOAT, BLUE

- a. Description: Navy blue (black in appearance), polyester/cotton treated for water repellency, with epaulets, single-breasted, beltless, tabbed at cuff, with a zipout lining.
- b. Correct Wear: Button all buttons except the collar button. Collar button may be buttoned in inclement weather. Blue or clear plastic combination cap rain cover may be worn.

NOTE: Older style plastic and poplin unlined raincoats and blue double-breasted raincoats may be worn indefinitely.

26. REEFER

- a. Description: Double-breasted and made from dark blue, authorized fabric with convertible collar. It has a set-in pocket in each forefront, a single row of three 35-line or 40-line buttons on the right forepart, and three on the left to button right side. Two loops on each shoulder hold hard shoulder boards.

Correct Wear: Button all buttons, except collar button. Collar button may be buttoned in inclement weather. Wear shoulder boards through shoulder loops. A reefer is hemmed to hip length.

27. SHOES, BLACK DRESS

- a. Description: Plain, low quarter lace-style shoe with no stitching, decoration, or seam across the toe. The heel shall be an outside heel 3/4 inch to 7/8 inch high, with a flat sole or a storm welt, 3/16 inch to 3/8 inch thick, excluding the welt. Shoes with a one-piece, black, soft-compound sole are permissible except with Full Dress, Dinner Dress or Formal Dress.
- b. Correct Wear: Lace from inside out through all eyelets and tie. Keep well shined and in good repair.

28. SHOES, WHITE DRESS

- a. Description: Plain, low quarter lace-style shoe with no stitching, decoration, or seam across the toe. The heel shall be an outside heel 3/4 inch to 7/8 inch high, with a flat sole. Shoes with a one-piece, white, soft-compound sole are permissible except with Full Dress and Dinner Dress.
- b. Correct Wear: Lace from the inside out through all eyelets and tie. Keep well shined and in good repair.

29. BOOTS, HALF-WELLINGTON

- a. Description: Plain, black, half boot with no stitching, decoration, or seam across the toe, and no side zipper or buckle.
- b. Correct Wear: Keep well shined and in good repair.

30. SHOES, BLACK SAFETY

- a. Description: Leather shoes, in lace and chukka styles, plain toe with no stitching or decoration. Must have a hard box or safety toe and be water resistant.
- b. Correct Wear: Lace from inside out through all eyelets and tie. Keep well polished and in good repair.

31. OVERSHOES

- a. Description: Black rubber, conventional, low cut shoe. Rain/snow boots shall be plain rubber, no higher than mid-calf.
- b. Correct Wear: Fasten all fasteners and remove when indoors.

32. RESERVED FOR FUTURE USE.

33. SOCKS, BLACK OR WHITE

- a. Description: Made of plain or ribbed, undecorated, knitted material mid-calf to knee length.
- b. Correct Wear: Wear pulled up so that no part of the leg shows while sitting or walking.

34. NECKTIE, BLACK BOW

- a. Description: Shall be plain style with square ends not to exceed 2 1/4 inches vertically. May be clip-on or hand-tied.
- b. Correct Wear: Bow should cover the top shirt button.

35. NECKTIE, WHITE BOW

- a. Description: Shall be plain style with square ends not to exceed 2 1/4 inches vertically.
- b. Correct Wear: Bow tie should cover the top shirt button.

36. NECKTIE, BLACK, FOUR-IN-HAND

- a. Description: Made of authorized material measuring no more than 3 1/4 inches wide.
- b. Correct Wear: Wear knotted with either a four-in-hand, half-windsor, or windsor knot. Always wear the top half of the knot parallel to and slightly above the top of the shirt. Wear so that the bottom of the tie is above and within one inch of the top of the belt buckle. May be clip-on or hand-tied.

37. STUDS

- a. Description: Shall be plain without design or ornamentation. Studs are gold, platinum, white gold or in combination with mother-of-pearl as specified for the uniform being worn.
- b. Correct Wear: Wear fastened on the formal wing collar and the formal turndown collar shirts.

38. CUFF LINKS

- a. Description: The cuff link may be link or stud type and shall be of conservative design. Cuff links are gold, pearl, platinum, white gold or in combination with mother-of-pearl as specified for the uniform being worn.
- b. Correct Wear: Wear with the face of the cuff link directed outboard from the wearer.

39. TIE CLASP/TACK

- a. Description: Gold, plain or decorated with appropriate insignia to which the wearer is entitled. Tie clasps shall be not more than 5/16 inch wide. Tie tacks shall be no more than 5/8 inch in diameter.
- b. Correct Wear: Wear one inch below the center of the four-in-hand tie in a horizontal position. The uniform coat shall cover it.

40. BELTS, WITH GOLD CLIP

- a. Description: Plain cloth or webbing, same color as uniform, 1-1/4 inch wide and fitted with a gold colored, brass clip.
- b. Correct Wear: Wear the belt through all loops with the clip end to the right of the buckle prior to inserting the clip end into the buckle. Cloth belt matches the material of the uniform.

41. BUCKLE, GOLD

- a. Description: Plain brass Navy buckle. A gold buckle the same size as the plain brass Navy buckle and decorated with the PHS insignia may be worn. Silver buckles are not authorized.
- b. Correct Wear: Wear the buckle so that the belt clip end touches the left side of the buckle so that no belt material shows between the clip end and the underlining buckle. Align the right side of the buckle with opening of the shirt and opening of the fly, forming a straight line. A decorated buckle may not be worn when a buckle is required with either a ceremonial or formal uniform.

42. SUSPENDERS, WHITE

- a. Description: Shall be plain, without design or ornamentation.
- b. Correct Wear: May be crossed in the back.

43. VEST

- a. Description: Shall be standard vest design of authorized material, the same color as the uniform and with 22 1/2-line PHS eagle gilt buttons down the front.
- b. Correct Wear: Button all buttons. Wear under a dress coat outside of the immediate office space.

44. CUMMERBUND

- a. Description: Shall be plain gold, pleated, fastened at the back. Wear a wraparound style with Tropical Dinner Dress Blue. An adjusting cummerbund is authorized with Dinner Dress and Formal Dress Uniforms.
- b. Correct Wear: Wear with pleats up, around the waist overlapping the trouser top by one inch.

45. WAISTCOAT

- a. Description: Made of white, conservatively woven pique, or other suitable material, with set-in lapel of same fabric as a vest, single-breasted with a welted pocket in each front section. Three 22 1/2-line PHS eagle gilt buttons on right front.
- b. Correct Wear: Button all buttons.

46. SWEATER, BLUE CARDIGAN

- a. Description: A single-breasted cardigan style sweater made of navy blue woolen or synthetic yarn, with a single-breasted button front closure, long sleeves, wristlets and V-neck. A pocket in the lower part of one or both foreparts is optional.
- b. Correct Wear: Wear within the immediate office space at the duty station and in "covered area" if authorized by LUA.

47. SWEATER, ARMY BLACK

- a. Description: A U.S. Army-style pullover sweater, V-neck, black, produced in two kinds of material. The first is made of ribbed wool with nylon patches on the right breast, shoulders and elbows. The second is made of 100% acrylic with nylon patches on the right breast, shoulders and elbows. Each is provided with straps for affixing soft shoulder boards.
- b. Correct Wear: Soft shoulder boards and the name tag are worn on the sweater (with a working uniform the name tag is optional). Ribbons and breast insignia are not worn on the sweater. When worn over a shirt with a tie, the shirt collar points should be placed inside the neck of the sweater (for khaki and blue shirts, collar insignia are worn as usual). When worn with an open collar shirt, the collar points should be outside the neck of the sweater. When worn with the SDB, the SDB coat is removed. This Sweater is not authorized for wear outdoors with the Service Dress Blue, Summer White, Summer Blue, Summer Khaki, or Working Khaki uniforms.

48. UMBRELLA

- a. Description: Plain, black, folding/collapsing type with a plain, black handle. It shall be of conventional size and design when opened, and shall be capable of being folded small enough to fit into a brief case.
- b. Correct Wear: The umbrella may be used during inclement weather with any uniform. The umbrella shall be folded when not in use.

49. SCARF, WHITE

- a. Description: Made of knitted or woven silk, rayon, or synthetic material; of plain design.
- b. Correct Wear: Wear under reefers, raincoats and overcoats.

50. GLOVES, BLACK OR WHITE

- a. Description: Made of plain authorized fabric, with plain stitching the same color as the basic glove material, either lined or unlined.
- b. Correct Wear: Black gloves may be worn with reefers, overcoats, and raincoats in inclement weather, if no other gloves are authorized with the uniform over which the outer garment is worn.

51. UNDERGARMENTS

- a. Undershirt, White: Made of white cotton or polyester/cotton. May be sleeveless and have V-neck or crew neck.
- b. Undershorts: Shall be boxer or brief style, and white when wearing white uniforms.

52. SHIRT, WHITE, NAVY ENLISTED

- a. Description: Made of authorized fabric without shoulder loops. Fabric must be compatible with trousers, i.e., polycotton shirt with polycotton trousers or Certified Navy Twill (CNT) shirt with CNT trousers.
- b. Correct Wear: Shoulder boards, medals, and ribbons are not worn with this shirt. Rank insignia is worn on the right collar and the PHS device is worn on the left collar.

53. EAR FLAPS

Description: Made of authorized fabric with elastic band, they must be purchased from authorized Navy Uniform Support Center.

Correct Wear: Worn over both ears with the elastic band extended across the back of the neck.

54. CAP, GARRISON, BLUE

Description: Made of authorized fabric with gold piping. For cap insignia, see INSTRUCTION 6 of this Subchapter.

Correct Wear: Wear squarely on the head, with the fore and aft crease centered vertically between the eyebrows. The lowest point of the cap is approximately one inch above the eyebrows. Hair is not visible below the front of the cover.

Chapter CC26--Conditions of Service'
Subchapter CC26.3--Uniforms
Personnel INSTRUCTION 5--Uniforms for Female Officers

CONTENTS

<u>Section</u>	<u>Subject</u>	<u>Page</u>
A.	Purpose	70
B.	Authority	70
C.	General	70
D.	Female Officer Uniforms	72
Exhibit I	Description and Correct Wear	73

Section A. Purpose

This INSTRUCTION prescribes the various uniforms, uniform articles, and uniform accessories to be worn by female officers of the PHS Commissioned Corps. This INSTRUCTION also provides information on prescribable and optional uniform components, occasions for wearing the uniform, and uniform requirements.

Section B. Authority

See Section B of INSTRUCTION 1, "General Information on Uniforms and Appearance," of this Subchapter.

Section C. General

1. All officers, except officers participating in the Commissioned Officer Student Training and Extern Program (COSTEP) and in the Senior COSTEP, shall maintain all required components of the Service Dress Blue (SDB) uniform. In addition, officers are responsible for buying and maintaining other uniforms as required by their prescribing authority. There is no minimum number of uniforms required to be in an officer's possession. Sufficient quantities of uniform items shall be procured and maintained in order to assure the highest possible standard of personal hygiene and appearance. However, if COSTEP or Sr. COSTEP participants are directed to wear the uniform by the Director, Division of Commissioned Personnel (DCP), Office of the Surgeon General, the provisions of this INSTRUCTION shall be applicable to them as prescribed by the Director, DCP.
2. Officers assigned to patient care or laboratory areas may wear a suitable lab coat over the uniform when required to perform assigned duties. However, the lab coat may not be worn over the uniform outside the immediate place of work and any covered area associated with that location. See Section F. of INSTRUCTION 1 of this Subchapter for the definition of covered area. See Section E. of INSTRUCTION 7, "Special Uniform Situations," of this Subchapter for more guidance on protective clothing.
3. The dinner dress uniforms (with the exception of the tropical dinner dress) are available in both dinner dress "regular" and "jacket" versions. The jacket versions have the word "jacket" as part of the designation. The jacket versions are more formal than the regular versions. They use a dinner jacket, while the regular versions use the service dress coat. Officers at the senior grade or above should generally use the jacket versions, and these versions may be prescribed by the local uniform authority (LUA) for certain functions. Junior officers may wear the jacket versions but may not be required to do so.
4. The fabric of service dress coats should match that of the skirt or slacks. For "summer" versions of the white and khaki uniforms, the shirt material should match that of the skirt or slacks. White and khaki uniforms are now available in Certified Navy Twill (CNT). When CNT is worn, matching belts and cap covers must be used. A vinyl cap cover is optional.

The "summer" version of the khaki uniforms is made of dressier fabric than the working version (CNT is a "summer" khaki fabric).

5. Clothing articles (except the Army black sweater) must meet the Navy specification for the applicable item. For example, the skirt of the SDB must be of approved design, not merely correct color. Articles purchased from Navy uniform shops (including the Uniform Support Center in Norfolk, VA) can be assumed to be approved. Each article purchased from commercial sources should have a certification tag sewn into the garment.

6. In Exhibit I, below, each uniform is accompanied by four sections:
 - a. Required Basic Uniform Components identifying each of the elements of the particular uniform that must be owned, and worn as appropriate to make the uniform complete;
 - b. Prescribable Items identifying elements that the LUA may direct officers to wear or which may be worn at the officer's discretion unless directed otherwise if the uniform itself is worn;
 - c. Optional Items identifying the elements an officer may add or substitute in her discretion unless the LUA has imposed a restriction; and
 - d. Occasions for Wear identifying the kinds of situations where a particular uniform may be appropriate. Note, however, that the LUA, not the officer, determines which uniform(s) is to be worn as the uniform of the day or for other circumstances.

Section D. Female Officer Uniforms

<u>Formal and Dinner Dress Uniforms</u>	<u>Page</u>
Formal Dress	73
Dinner Dress Blue Jacket	74
Dinner Dress White Jacket	75
Dinner Dress Blue	76
Dinner Dress White	77
Tropical Dinner Dress Blue	78
 <u>Ceremonial Uniforms</u>	
Full Dress Blue	79
Full Dress White	80
 <u>General Purpose Service Uniforms</u>	
Service Dress Blue	81
Service Dress Blue Sweater	82
Service Dress White	83
Summer White	84
Summer Blue	85
Summer Khaki	86
Winter Blue	87
 <u>Working Uniforms</u>	
Indoor Duty White	88
Indoor Duty White Dress	89
Indoor Duty White Pantsuit	90
Working Khaki	91
Winter Working Blue	92

NOTE: The word "summer" in a general purpose uniform's designation indicates that the uniform is generally suitable for warm and moderate temperatures. The LUA may prescribe a summer general purpose uniform whenever it is appropriate for the climate, including year-round wear in areas having consistently mild temperatures.


EXHIBIT I. Description and Correct Wear

Item descriptions follow the illustration pages and are keyed to the listings by the reference numbers in the right column. Simple numbers refer to paragraphs in Exhibit I of this INSTRUCTION. I3, I6, and I9 refer to numbers of other INSTRUCTIONS of this subchapter of this manual.

FORMAL DRESS

Formal and Dinner Dress Uniforms

Exhibit I
Reference #



A. REQUIRED BASIC UNIFORM COMPONENTS

Jacket, Blue Dinner Dress	1
Shirt, White Dress	9
Skirt, Blue Formal	12
Shoes, Black Formal	32
Cummerbund, Gold	42
Gloves, White	44
Handbag, Black Dress	46
Necktie, Black Dress	48
Undergarments	53
Hosiery	54
Miniature Medals	I3

B. PRESCRIBABLE ITEMS

Overcoat, Blue	29
Raincoat, Blue	30

C. OPTIONAL ITEMS

Tiara	26
Cape, Gold Lining	27
Overshoes	39
Earrings	43
Scarf (w/outergarment only)	49
Umbrella	52
Cap, Combination, White (w/outergarment only)	24

D. OCCASIONS FOR WEAR

Official formal evening functions when male civilians normally wear white tie.


This uniform may be prescribed for flag officers, director grade officers, and other officers assigned to duty where required by protocol.

EXHIBIT I (continued)

Formal and Dinner Dress Uniforms

DINNER DRESS BLUE JACKET

Exhibit I
Reference #



A. REQUIRED BASIC UNIFORM COMPONENTS

Jacket, Blue Dinner Dress	1
Shirt, White Dress	9
Skirt, Blue Unbelted	11
Shoes, Black Formal	32
Cummerbund, Gold	42
Gloves, White	44
Handbag, Black Dress	46
Necktie, Black Dress	48
Undergarments	53
Hosiery	54
Miniature Medals	I3

B. PRESCRIBABLE ITEMS

Overcoat, Blue	29
Raincoat, Blue	30

C. OPTIONAL ITEMS

Shirt, White, Long Sleeve	8
Skirt, Blue Formal	12
Tiara	26
Cape, Gold Lining	27
Overshoes	39
Earrings	43
Scarf (w/raincoat only)	49
Umbrella	52
Cap, Combination, White (w/outergarment only)	24

D. OCCASIONS FOR WEAR

Official functions when male civilians normally wear black tie.


May be prescribed for senior grade officers and above.

EXHIBIT I (continued)

Formal and Dinner Dress Uniforms

DINNER DRESS WHITE JACKET

Exhibit I
Reference #



A. REQUIRED BASIC UNIFORM COMPONENTS

Jacket, White Dinner Dress	3
Shirt, White	8
Skirt, Blue Unbelted	11
Shoes, Black Formal	32
Cummerbund, Gold	42
Gloves, White	44
Handbag, Black Dress	46
Necktie, Black Dress	48
Undergarments	53
Hosiery	54
Miniature Medals	13

B. PRESCRIBABLE ITEMS

Raincoat, Blue	30
----------------	----

C. OPTIONAL ITEMS

Shirt, White, Long Sleeve	8
Skirt, Blue Formal	12
Tiara	26
Overshoes	39
Earrings	43
Scarf (w/raincoat)	49
Umbrella	52
Cap, Combination, White (w/outergarment only)	24

D. OCCASIONS FOR WEAR

Summertime official functions when male civilians normally wear black tie.


May be prescribed for senior grade officers and above.

EXHIBIT I (continued)

Formal and Dinner Dress Uniforms

DINNER DRESS BLUE

Exhibit I
Reference #



A. REQUIRED BASIC UNIFORM COMPONENTS

Coat, Blue Service Dress	2
Shirt, White	8
Skirt, Blue Unbelted	11
Cap, Combination, White	24
Shoes, Black Dress	33
Gloves, White	44
Handbag, Black Dress	46
Necktie, Black	47
Undergarments	53
Hosiery	54
Miniature Medals	13

B. PRESCRIBABLE ITEMS

Overcoat, Blue	29
Raincoat, Blue	30

C. OPTIONAL ITEMS

Shoes, Black Formal	32
Overshoes	39
Earrings	43
Scarf (w/outergarment only)	49
Umbrella	52

D. OCCASIONS FOR WEAR


Official functions when male civilians normally wear black tie.

EXHIBIT I (continued)

Formal and Dinner Dress Uniforms

DINNER DRESS WHITE

Exhibit I
Reference #



A. REQUIRED BASIC UNIFORM COMPONENTS

Coat, White Service Dress	4
Shirt, White	8
Skirt, White Unbelted	16
Cap, Combination, White	24
Shoes, White, Dress	34
Gloves, White	44
Handbag, White, Dress	46
Necktie, Black	47
Undergarments	53
Hosiery	54
Miniature Medals	13

B. PRESCRIBABLE ITEMS

Raincoat, Blue	30
----------------	----

C. OPTIONAL ITEMS

Overshoes	39
Earrings	43
Scarf (w/raincoat only)	49
Umbrella	52

D. OCCASIONS FOR WEAR

Summertime official functions when male civilians normally wear black tie.

EXHIBIT I (continued)

Formal and Dinner Dress Uniforms

TROPICAL DINNER DRESS BLUE

Exhibit
Reference #



A. REQUIRED BASIC UNIFORM COMPONENTS

Shirt, White, Short Sleeve	8
Skirt, Blue Unbelted	11
Cap, Combination, White	24
Shoes, Black Dress	33
Cummerbund, Gold Wraparound	42
Handbag, Black Dress	46
Undergarments	53
Hosiery	54
Shoulder Boards (hard)	16
Miniature Medals	13

B. PRESCRIBABLE ITEMS

Raincoat, Blue	30
----------------	----

C. OPTIONAL ITEMS

Skirt, Blue Formal	12
Shoes, Black Formal	32
Overshoes	39
Earrings	43
Umbrella	52

D. OCCASIONS FOR WEAR


Official functions when male civilians wear black tie. This uniform is intended for tropical climates where other dinner dress uniforms would be uncomfortable.

EXHIBIT I (continued)

Ceremonial Uniforms

FULL DRESS BLUE

Exhibit I
Reference #



A. REQUIRED BASIC UNIFORM COMPONENTS

Coat, Blue Service Dress	2
Shirt, White	8
Skirt, Blue Unbelted	11
Cap, Combination, White	24
Shoes, Black Dress	33
Gloves, White	44
Necktie, Black	47
Undergarments	53
Hosiery	54
Large Medals/Ribbons	I3

B. PRESCRIBABLE ITEMS

Overcoat, Blue	29
Raincoat, Blue	30
Handbag, Black	45

C. OPTIONAL ITEMS

Overshoes	39
Earrings, Gold Ball	43
Scarf (w/outergarment only)	49
Umbrella	52

D. OCCASIONS FOR WEAR


Assuming or relinquishing command, or participating in the ceremony; occasions of state, ceremonies, and solemnities.

EXHIBIT I (continued)

Ceremonial Uniforms

FULL DRESS WHITE

Exhibit I
Reference #



A. REQUIRED BASIC UNIFORM COMPONENTS

Coat, White Service Dress	4
Shirt, White	8
Skirt, White Unbelted	16
Cap, Combination, White	24
Shoes, White Dress	34
Gloves, White	44
Necktie, Black	47
Undergarments	53
Hosiery	54
Large Medals/Ribbons	13

B. PRESCRIBABLE ITEMS

Raincoat, Blue	30
Handbag, White	45

C. OPTIONAL ITEMS

Overshoes	39
Earrings, Gold Ball	43
Scarf (w/raincoat only)	49
Umbrella	52

D. OCCASIONS FOR WEAR

Assuming or relinquishing command, or participating in the ceremony; occasions of state, ceremonies, and solemnities.

EXHIBIT I (continued)

General Purpose Service Uniforms

SERVICE DRESS BLUE

Exhibit I
Reference #



A. REQUIRED BASIC UNIFORM COMPONENTS

Coat, Blue Service Dress	2
Shirt, White	8
Skirt, Blue Unbelted	11
Cap, Combination, White	24
Shoes, Black Dress	33
Necktie, Black	47
Undergarments	53
Hosiery	54
PHS Name Tag	16
Ribbons	13

B. PRESCRIBABLE ITEMS

Slacks, Blue Unbelted	18
Overcoat, Blue	29
Raincoat, Blue	30
Shoes, Black Service	35
Gloves, Black	44
Handbag, Black	45
Ear Flaps (w/outer garments only)	57

C. OPTIONAL ITEMS

Beret	23
Reefer	31
Half-Boots, (w/slacks only)	38
Overshoes	39
Earrings, Gold Ball	43
Scarf (w/outergarment only)	49
Sweater, Blue Cardigan (w/o coat and indoors only)	50
Sweater, Army Black (w/o coat and indoors only)	51
Umbrella	52

D. OCCASIONS FOR WEAR


Year-round wear at all official functions or situations where formal dress, dinner dress or full dress uniforms are not prescribed and male civilian equivalent dress is coat and tie.

EXHIBIT I (continued)

General Purpose Service Uniforms

SERVICE DRESS BLUE SWEATER

Exhibit I
Reference #



A. REQUIRED BASIC UNIFORM COMPONENTS

Sweater, Army Black	51
Shirt, White	8
Skirt, Blue Unbelted	11
Cap, Combination, White	24
Shoes, Black Dress	33
Necktie, Black	47
Undergarments	53
Hosiery	54
PHS Name Tag	16

B. PRESCRIBABLE ITEMS

Slacks, Blue Unbelted	18
Overcoat, Blue	29
Raincoat, Blue	30
Shoes, Black Service	35
Gloves, Black	44
Handbag, Black	45
Ear Flaps (w/outer garments only)	57

C. OPTIONAL ITEMS

Cap, Garrison, Blue	58
Beret	23
Overcoat, Blue	29
Jacket, Blue Windbreaker	28
Half-Boots, (w/slacks only)	38
Overshoes	39
Earrings, Gold Ball	43
Scarf (w/outergarment only)	49
Umbrella	52

D. OCCASIONS FOR WEAR


Normal office work at duty station and in public places not requiring a more formal uniform.

EXHIBIT I (continued)

General Purpose Service Uniforms

SERVICE DRESS WHITE

Exhibit I
Reference #



A. REQUIRED BASIC UNIFORM COMPONENTS

Coat, White Service Dress	4
Shirt, White	8
Skirt, White Unbelted	16
Cap, Combination, White	24
Shoes, White Dress	34
Necktie, Black	47
Undergarments	53
Hosiery	54
PHS Name Tag	I6
Ribbons	I3

B. PRESCRIBABLE ITEMS

Raincoat, Blue	30
Gloves, White	44
Handbag, White	45

C. OPTIONAL ITEMS

Beret	23
Overshoes	39
Earrings, Gold Ball	43
Scarf (w/raincoat only)	49
Sweater, Blue Cardigan (indoors only)	50
Umbrella	52

D. OCCASIONS FOR WEAR

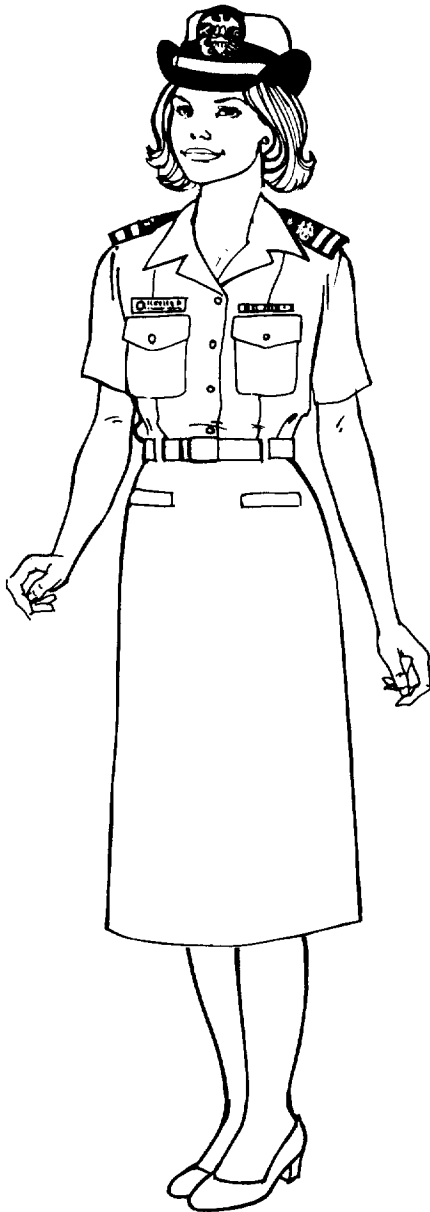
Summer wear at all official functions where formal dress, dinner dress, or full dress uniforms are not prescribed and male civilian equivalent is coat and tie.

EXHIBIT I (continued)

General Purpose Service Uniforms

SUMMER WHITE

Exhibit I
Reference #



A. REQUIRED BASIC UNIFORM COMPONENTS

Shirt, White, Short Sleeves w/epaulets	8
Skirt, White Belted	15
Cap, Combination, White	24
Shoes, White Dress	34
Belt, White, w/Gold Clip	40
Buckle, Gold	41
Undergarments	53
Hosiery	54
Shoulder Boards (Hard)	16
PHS Name Tag	16
Ribbons	13

B. PRESCRIBABLE ITEMS

Slacks, White Summer	19
Raincoat, Blue	30
Shoes, White, Service	36
Handbag, White	45

C. OPTIONAL ITEMS

Beret	23
Sweater, Blue Cardigan (indoors only)	50
Jacket, Blue Windbreaker	28
Overshoes	39
Earrings, Gold Ball	43
Scarf (w/raincoat only)	49
Umbrella	52

D. OCCASIONS FOR WEAR

Normal office work.

EXHIBIT I (continued)

General Purpose Service Uniforms

SUMMER BLUE

Exhibit I
Reference #



A. REQUIRED BASIC UNIFORM COMPONENTS

Shirt, White, SS w/epaulets	8
Skirt, Blue Belted	10
Cap, Combination, White	24
Shoes, Black Dress	33
Belt, Black, w/Gold Clip	40
Buckle, Gold	41
Undergarments	53
Hosiery	54
Shoulder Boards (Hard)	I6
PHS Name Tag	I6
Ribbons	I3

B. PRESCRIBABLE ITEMS

Slacks, Blue Belted	17
Raincoat, Blue	30
Shoes, Black Service	35
Handbag, Black	45

C. OPTIONAL ITEMS

Cap, Garrison, Blue	58
Beret	23
Sweater, Blue Cardigan (indoors only)	50
Jacket, Blue Windbreaker	28
Overshoes	39
Earrings, Gold Ball	43
Scarf (w/raincoat only)	49
Umbrella	52

D. OCCASIONS FOR WEAR

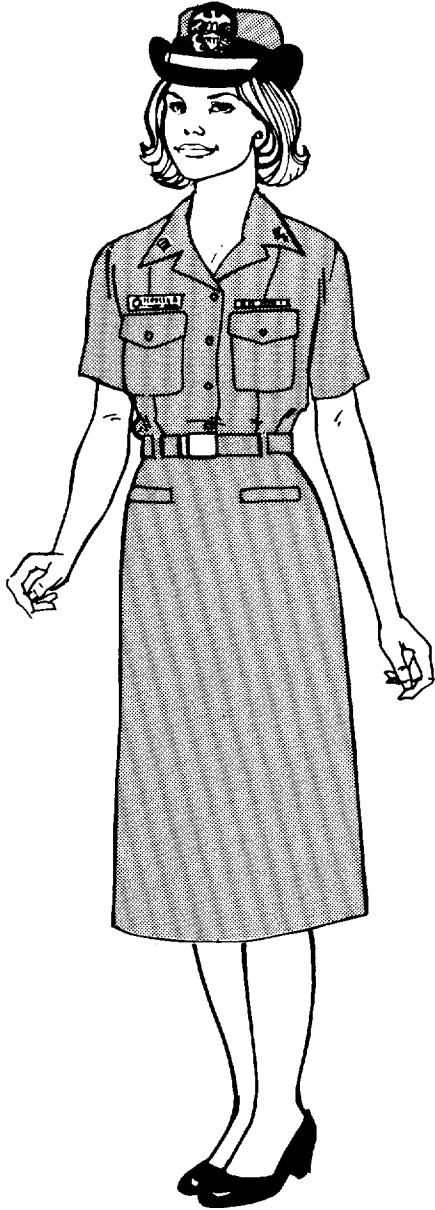
Normal office work.

EXHIBIT I (continued)

General Purpose Service Uniforms

SUMMER KHAKI

Exhibit I
Reference #



A. REQUIRED BASIC UNIFORM COMPONENTS

Shirt, Khaki Summer, SS	6
Skirt, Khaki Summer	13
Cap, Combination, Khaki	24
Shoes, Black Dress	33
Belt, Khaki, W/Gold Clip	40
Buckle, Gold	41
Undergarments	53
Hosiery	54
Collar Insignia	16
PHS Name Tag	16
Ribbons	13

B. PRESCRIBABLE ITEMS

Slacks, Khaki Summer	20
Cap, Garrison, Khaki	25
Raincoat, Blue	30
Handbag, Black	45
Shoes, Black Service	35

C. OPTIONAL ITEMS

Jacket, Khaki Windbreaker	28
Half-Boots (w/slacks only)	38
Overshoes	39
Earrings, Gold Ball	43
Scarf (w/raincoat only)	49
Sweater, Blue Cardigan (indoors only)	50
Umbrella	52

D. OCCASIONS FOR WEAR

Normal office work.

EXHIBIT I (continued)

General Purpose Service Uniforms

WINTER BLUE

Exhibit
Reference #



A. REQUIRED BASIC UNIFORM COMPONENTS

Shirt, Blue Winter	5
Skirt, Blue Belted	10
Cap, Combination, White	24
Shoes, Black Dress	35
Belt, Black w/Gold Clip	40
Buckle, Gold	41
Necktie, Black	47
Undergarments	53
Hosiery	54
Collar Insignia	16
PHS Name Tag	16
Ribbons	13

B. PRESCRIBABLE ITEMS

Slacks, Blue Belted	17
Overcoat, Blue	29
Raincoat, Blue	30
Shoes, Black Service	35
Handbag, Black	45
Gloves, Black	44
Ear Flaps (w/outergarments only)	57

C. OPTIONAL ITEMS

Cap, Garrison, Blue	58
Beret	23
Sweater, Blue Cardigan (indoors only)	50
Sweater, Army Black	51
Jacket, Blue Windbreaker	28
Reefer	31
Half-Boots (w/slacks only)	38
Overshoes	39
Earrings, Gold Ball	43
Scarf (w/outergarment only)	49
Sweater, Blue Cardigan	50
Sweater, Army Black	51
Umbrella	52

D. OCCASIONS FOR WEAR

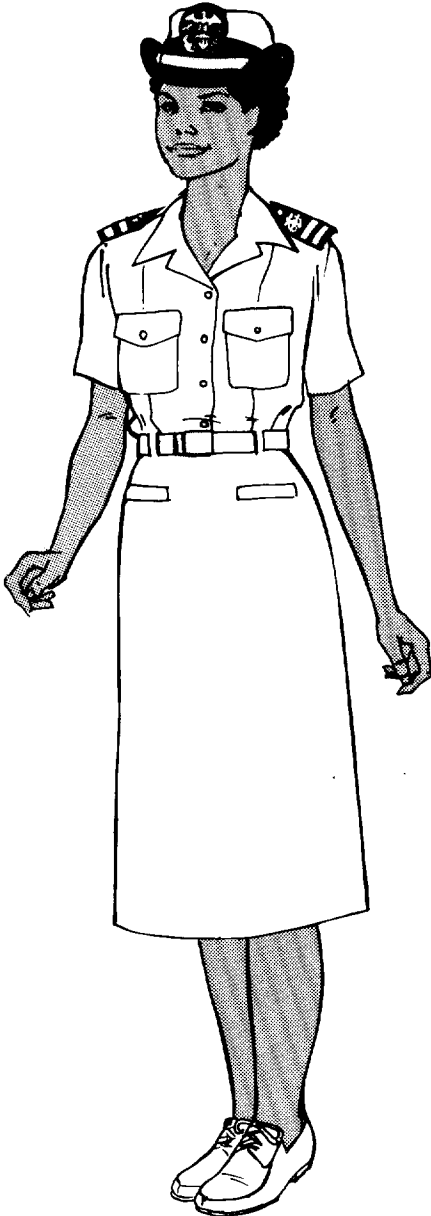
Normal office work.

EXHIBIT I (continued)

Working Uniforms

INDOOR DUTY WHITE

Exhibit I
Reference #



A. REQUIRED BASIC UNIFORM COMPONENTS

Shirt, White, SS w/epaulets	8
Skirt, White Belted	15
Cap, Combination, White	24
Shoes, White Service	36
Belt, White, w/Gold Clip	40
Buckle, Gold	41
Undergarments	53
Hosiery	54
Shoulder Boards (Hard)	16

B. PRESCRIBABLE ITEMS

Slacks, White Summer	19
Raincoat, Blue	30
Handbag, White	45
PHS Name Tag	16

C. OPTIONAL ITEMS

Cap, Garrison, Blue	58
Beret	23
Sweater, Army Black (outdoors only from October through April)	51
Sweater, Blue Cardigan (indoors only)	50
Jacket, Blue Windbreaker	28
Overshoes	39
Earrings, Gold Ball	43
Scarf (w/raincoat only)	49
Umbrella	52

D. OCCASIONS FOR WEAR

Direct patient care.


To be worn away from the duty station only as necessary to go to and from duty station.

EXHIBIT I (continued)

Working Uniforms

INDOOR DUTY WHITE DRESS

Exhibit I
Reference #



A. REQUIRED BASIC UNIFORM COMPONENTS

Dress, SS	55
Cap, Combination White	24
Shoes, White Service	36
Undergarments	53
Hosiery	24
Collar Insignia	16

B. PRESCRIBABLE ITEMS

Raincoat, Blue	30
Handbag, White	45
PHS Name Tag	16

C. OPTIONAL ITEMS

Cap, Garrison, Blue	58
Beret	23
Sweater, Army Black (outdoors only from October through April)	51
Sweater, Blue Cardigan (indoors only)	50
Jacket, Blue Windbreaker	28
Overshoes	39
Earrings, Gold Ball	43
Scarf (w/raincoat only)	49
Umbrella	52

D. OCCASIONS FOR WEAR

Clinical and laboratory settings.

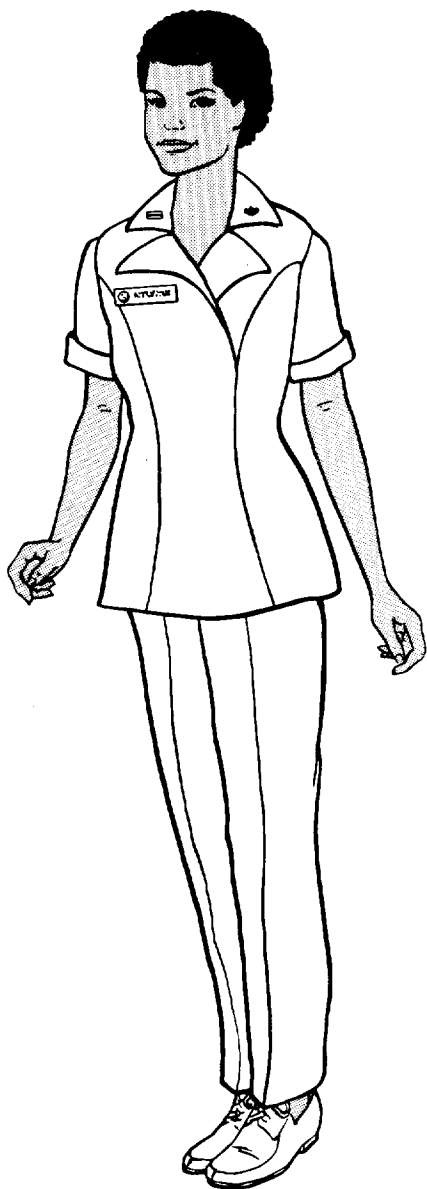
To be worn away from the duty station only as necessary to go to and from duty station.

EXHIBIT I (continued)

Working Uniforms

INDOOR DUTY WHITE PANTSUIT

Exhibit I
Reference #



A. REQUIRED BASIC UNIFORM COMPONENTS

Pantsuit	56
Cap, Combination White	24
Shoes, White Service	36
Undergarments	53
Hosiery	24
Collar Insignia	16

B. PRESCRIBABLE ITEMS

Raincoat, Blue	30
Handbag, White	45
PHS Name Tag	16

C. OPTIONAL ITEMS

Cap, Garrison, Blue	58
Beret	23
Sweater, Army Black (outdoors only from October through April)	51
Sweater, Blue Cardigan (indoors only)	50
Jacket, Blue Windbreaker	28
Overshoes	39
Earrings, Gold Ball	43
Scarf (w/raincoat only)	49
Umbrella	52

D. OCCASIONS FOR WEAR

Clinical and laboratory settings.


To be worn away from the duty station only as necessary to go to and from duty station.

EXHIBIT I (continued)

Working Uniforms

WORKING KHAKI

Exhibit I
Reference #



A. REQUIRED BASIC UNIFORM COMPONENTS

Shirt, Khaki Working, SS	7
Slacks, Khaki Working	21
Cap, Combination, Khaki	24
Shoes, Black Service	35
Belt, Khaki w/Gold Clip	40
Buckle, Gold	41
Undergarments	53
Hosiery	54
Collar Insignia	I6

B. PRESCRIBABLE ITEMS

Shirt, Khaki Working Long Sleeve	7
Skirt, Khaki Working	14
Raincoat, Blue	30
Handbag, Black	45
Shoes, Black Safety	37
PHS Name Tag	I6

C. OPTIONAL ITEMS

Ball Cap, Command ^{1/}	22
Cap, Garrison, Khaki	25
Jacket, Khaki Windbreaker	28
Half-Boots, (w/slacks only)	38
Overshoes	39
Earrings, Gold Ball	43
Scarf (w/raincoat only)	49
Sweater, Blue Cardigan (indoors only)	50
Umbrella	52

D. OCCASIONS FOR WEAR

Situations where other uniforms would be unsafe, or become unduly soiled.

^{1/} Only if authorized by Local Uniform Authority.

EXHIBIT I (continued)

WINTER WORKING BLUE

Working Uniforms

Exhibit I
Reference #



A. REQUIRED BASIC UNIFORM COMPONENTS

Shirt, Blue Winter	5
Slacks, Blue Belted	17
Cap, Combination, White	24
Shoes, Black Service	35
Belt, Black, w/Gold Clip	40
Buckle, Gold	41
Undergarments	53
Hosiery	54
Collar Insignia	16

B. PRESCRIBABLE ITEMS

Skirt, Blue Belted	10
Overcoat, Blue	29
Raincoat, Blue	30
Shoes, Black Safety	37
Handbag, Black	45
PHS Name Tag	16

C. OPTIONAL ITEMS

Cap, Garrison, Blue	58
Ball Cap, Command ^{1/}	22
Beret	23
Jacket, Blue, Windbreaker	28
Reefer	31
Half-Boots (w/slacks only)	38
Overshoes	39
Earrings, Gold Ball	43
Scarf (w/raincoat or reefer only)	49
Sweater, Blue Cardigan	50
Sweater, Army Black	51
Umbrella	52
Ear Flaps (w/outer garment only)	57
Gloves, Black	44

D. OCCASIONS FOR WEAR

Situations where other uniforms would be unsafe, or become unduly soiled.

^{1/} Only if authorized by Local Uniform Authority.

EXHIBIT I (continued)

Description and Correct Wear of Female
Officer Uniform Components

NOTE: The item reference numbers that follow are keyed to the preceding illustrations.

1. COAT, BLUE JACKET, DINNER DRESS

- a. Description: A single-breasted, Eton-style jacket made from navy blue, authorized material, with long sleeves and a narrow shawl collar of the same fabric as the coat. There are three 22 1/2-line gilt buttons down each front. Gold sleeve stripes and PHS sleeve insignia (with anchor pointing forward) are on each sleeve.
- b. Correct Wear: Wear open.

2. COAT, BLUE, SERVICE DRESS

- a. Description: A single-breasted coat made of navy blue, authorized material, with two breast pocket flaps, and four 35-line gilt buttons on the left front. Gold sleeve stripes and PHS sleeve insignia (with anchor pointing forward) are on each sleeve.
- b. Correct Wear: Button all buttons. Service Dress Coat may be removed indoors.

3. COAT, WHITE JACKET, DINNER DRESS

- a. Description: A single-breasted, Eton-style coat made of plain white, lightweight, authorized material, with long sleeves and a narrow shawl collar of the same fabric as the coat. There are three 22 1/2-line, gilt buttons down each front. Gold sleeve stripes and PHS sleeve insignia (with anchor pointing forward) are on each sleeve.
- b. Correct Wear: Wear open.

4. COAT, WHITE, SERVICE DRESS

- a. Description: Made of white, lightweight, authorized material in the same style as the Service Dress Blue coat.
- b. Correct Wear: Button all buttons.

5. SHIRT, BLUE WINTER

- a. Description: Made of navy blue, authorized fabric. There are two breast pockets with flaps fastened by 25-line PHS or plain black buttons. Collar points measure no longer than 3 1/4 inches with a medium spread.
- b. Correct Wear: Button all buttons. When wearing Winter Working Blue, unbutton the collar button. Wear with collar devices.

6. SHIRT, KHAKI, SUMMER, SHORT SLEEVES

- a. Description: Made of authorized, khaki colored fabric, with short sleeves, and two breast pockets with button flaps. The shirt has an open collar forming a V-neck. The material matches slacks or skirt material.
- b. Correct Wear: Button all buttons. Wear with collar devices.

7. SHIRT, KHAKI WORKING, SHORT SLEEVES OR LONG SLEEVES

- a. Description: Made of polyester/cotton fabric in the same design as Summer Khaki, either long sleeves or short sleeves as appropriate.
- b. Correct Wear: Button all buttons except for the collar button on the long sleeve shirt. Wear with collar devices.

8. SHIRT, WHITE, SHORT SLEEVES OR LONG SLEEVES, WITH EPAULETS

- a. Description: Short sleeve or long sleeve shirt made of plain white, authorized fabric with epaulets. It has two breast pockets with button flaps. Collar points measure no more than 3 1/4 inches with a medium spread.
- b. Correct Wear: Button all buttons when wearing a tie. Soft shoulder boards must be worn when a tie is worn with a long sleeve or short sleeve epauleted shirt. When wearing a short sleeve epauleted shirt without a tie, hard shoulder boards are worn and the top button is unbuttoned. Collar devices shall not be worn with this shirt.

9. SHIRT, WHITE DRESS

- a. Description: Made of polyester/cotton white material with small pleated ruffles down front and with pearl buttons. It has a plain, rounded, turndown collar.
- b. Correct Wear: Button all buttons. Collar devices shall not be worn with this shirt.

10. SKIRT, BLUE, BELTED

- a. Description: A plain, navy blue, belted skirt made of authorized fabric, with two welt pockets in upper front, kick pleat, and a zipper in back.
- b. Correct Wear: Length may range from 1 1/2 inches above to 1 1/2 inches below the crease behind the knee. Wear skirts with the zipper centered in back and a belt through all loops.

11. SKIRT, BLUE, UNBELTED, SERVICE DRESS

- a. Description: A plain six-gored skirt with two diagonal welt pockets in upper front and a zipper on the left side. Skirt matches the coat in color and material. However, skirts with single pocket may continue to be worn indefinitely.
- b. Correct Wear: Length may range from 1 1/2 inches above to 1 1/2 inches below the crease behind the knee. The zipper is on the left.

12. SKIRT, BLUE FORMAL

- a. Description: A plain, floor length, six-gored skirt made of authorized material, with optional slit on either side no higher than mid-calf.
- b. Correct Wear: The zipper is on the left side.

13. SKIRT, KHAKE, SUMMER

- a. Description: Made of authorized material and in the same design as the blue belted skirt. Summer khaki skirt fabric matches the fabric of summer khaki shirt.
- b. Correct Wear: Length may range from 1 1/2 inches above to 1 1/2 inches below the crease behind the knee. Wear the zipper centered in the back and a belt through all loops.

14. SKIRT, KHAKE WORKING

- a. Description: Made of polyester/cotton material in the same design as the blue belted skirt but khaki in color.
- b. Correct Wear: Length may range from 1 1/2 inches above to 1 1/2 inches below the crease behind the knee. Wear the zipper centered in the back and a belt through all loops.

15. SKIRT, WHITE BELTED

- a. Description: A plain, white belted skirt made of authorized fabric, with two welt pockets in upper front and a zipper in the back. The skirt and shirt fabrics match.
- b. Correct Wear: Length may range from 1 1/2 inches above to 1 1/2 inches below the crease behind the knee. Wear the zipper centered in the back and a belt through all loops.

16. SKIRT, WHITE, UNBELTED, SERVICE DRESS

- a. Description: A plain six-gored skirt with two diagonal welt pockets in upper front. Skirt matches the coat in color and material. Skirts with single pocket may be worn indefinitely.
- b. Correct Wear: Length may range from 1 1/2 inches above to 1 1/2 inches below the crease behind the knee, with the zipper on the left.

17. SLACKS, BLUE BELTED

- a. Description: Plain, belted slacks of navy blue, authorized fabric and design.
- b. Correct Wear: Slacks should cover the top of the shoes by approximately one inch at the heel. Wear a belt through all loops.

18. SLACKS, BLUE UNBELTED

- a. Description: Slacks of authorized design made of the same material as Service Dress Blue coat.
- b. Correct Wear: Slacks should cover the top of the shoes by approximately one inch at the heel.

19. SLACKS, WHITE

- a. Description: Made of authorized material of the same design as the blue belted slacks. Slacks match shirt in color and material.
- b. Correct Wear: Slacks should cover the top of the shoes by approximately one inch at the heel. Wear a belt through all loops.

20. SLACKS, KHAKI, SUMMER

- a. Description: Made of authorized material matching the Summer Khaki shirt fabric, and in the same design as the blue belted slacks.
- b. Correct Wear: Slacks should cover the top of the shoes by approximately one inch at the heel. Wear a belt through all loops.

21. SLACKS, KHAKI WORKING

- a. Description: Plain slacks made of authorized fabric and design.
- b. Correct Wear: Slacks should cover the top of the shoes by approximately one inch at the heel. Wear a belt through all loops.

22. BALL CAP, COMMAND

- a. Description: Made of standard, navy blue fabric. Wool or synthetic fabrics or a blend may be used. The cap shall be conventional baseball style and worn with the miniature cap insignia. Visor ornamentation is authorized for senior grade and above.
- b. Correct Wear: Wear squarely on the head, with the bottom edge parallel to and 1 1/2 inches above the eyebrows. May be worn with any work uniform, if authorized by the prescribing authority, and may be worn with civilian clothing on or off station without insignia. Visor ornamentation is authorized for senior grade and above.

23. BERET

- a. Description: A black, semi-rigid, feminine style beret.
- b. Correct Wear: Wear the beret toward the front of the head, approximately 3/4 inch from the forehead hairline, and tilted slightly to the right. Align miniature-sized insignia above the left eye.

24. CAP, COMBINATION, WHITE, KHAKE

- a. Description: A navy blue, military-style hat with detachable white and khaki hat covers that match the corresponding uniforms. When the raincoat is worn, the clear plastic, combination cap rain cover may be worn. For visor ornamentation and cap insignia, see INSTRUCTION 6, "Insignia and Devices," of this Subchapter.
- b. Correct Wear: Wear squarely on the head, the bottom edge parallel to and 1 1/2 inches above the eyebrows. The cap is worn so that hair does not show on the forehead. The cap is authorized for wear with the Formal Dress, Dinner Dress Blue Jacket, or Dinner Dress White Jacket uniforms only when outer garment is worn.

25. CAP, GARRISON, KHAKE

- a. Description: Made of khaki material matching the uniform with which it is worn. For cap insignia, see INSTRUCTION 6 of this Subchapter.
- b. Correct Wear: Wear squarely on the head, with the fore and aft crease centered vertically between the eyebrows. The lowest point of the cap is approximately one inch above the eyebrows. Hair is not visible below the front of the cover.

26. TIARA

- a. Description: A small, crescent-shaped tiara, to fit over crown of the head, made of black velvet with PHS cap insignia embroidered at center. For admirals, captains, and commanders, appropriate graduated rank ornamentation is embroidered on either side.
- b. Correct Wear: Wear the tiara over the crown of the head.

27. CAPE, GOLD LINING

- a. Description: Made of navy blue, woolen fabric, fully lined with gold cloth, and with a velvet collar.
- b. Correct Wear: Wear closed at the neck with hooks and eyes, and closed at the breast with frog closures.

28. JACKET, BLUE/KHAKE WINDBREAKER

- a. Description: A single-breasted, short jacket with a plain collar, made of water repellant, polyester/cotton poplin cloth, with collar button closure. Two pockets are located on side fronts, with slide fasteners.
- b. Correct Wear: Close zipper at least 3/4 of the length of the jacket. Wear rank insignia on shoulder straps. Button collar button back when not in use. May be worn with a blue liner.

29. OVERCOAT, BLUE

- a. Description: A double-breasted, water repellent coat made of dark blue, napped woolen or worsted fabric which may be fitted with removable sleeveless liner. It has a single row of four 40-line gilt buttons with a row of three lower buttons on the left side. A strap on each shoulder is fastened at the inner end by a 24-line back plastic button.
- b. Correct Wear: Button all buttons except the collar button. Collar button may be buttoned in inclement weather. Wear hard shoulder boards.

30. RAINCOAT, BLUE

- a. Description: A single-breasted, beltless, water repellent coat made of navy blue, polyester/cotton poplin material with epaulets, tabbed at cuffs, and zip-out lining. However, poplin unlined raincoats may continue to be worn indefinitely.
- b. Correct Wear: Button all buttons except the collar button. Collar button may be buttoned in inclement weather. Wear rank insignia on epaulets. When wearing the raincoat, the clear plastic, combination cap rain cover may be worn.

31. REEFER

- a. Description: A hip length, double-breasted coat made of dark blue, regulation fabric with convertible collar. It has a set-in pocket in each forefront with a single row of three 35 or 40-line gilt buttons on the right, and three buttons on the left to button the right side, and two loops on each shoulder for shoulder boards.
- b. Correct Wear: Button all buttons except the collar button. Collar button may be buttoned in inclement weather. Wear hard shoulder boards.

32. SHOES, BLACK FORMAL

- a. Description: Plain black pumps with closed heels and toes, of suede or silk, meeting the same heel requirements as the black dress pumps.
- b. Correct Wear: Keep clean and in good repair.

33. SHOES, BLACK DRESS

- a. Description: Black dress pumps made of plain black leather, calf or synthetic leather, of plain design, with closed heels and toes. Heels shall be no higher than 2 5/8 inches nor less than 5/8 inch measured from the forward edge, and no wider than 1 3/4 inches at the base. Sole shall be no thicker than 1/4 inch. Wedge heels are not authorized.
- b. Correct Wear: Keep clean, polished, and in good repair.

34. SHOES, WHITE DRESS

- a. Description: Plain white pumps with closed heels and toes, made of plain white leather or synthetic leather which meet the same heel requirements as the black dress pumps. Wedge heels are not authorized.
- b. Correct Wear: Keep clean, polished, and in good repair.

35. SHOES, BLACK SERVICE

- a. Description: Laced leather or synthetic oxfords with 1 line of black stitching around the top of the toe. The heel shall be an outside heel 5/8 inch to 1 inch high, and the sole shall be 3/16 inch to 3/8 inch thick. Shoes with 1-piece, black, soft-compound soles are permissible.
- b. Correct Wear: Lace from inside out through the eyelets and tie. Keep clean, polished, and in good repair.

36. SHOES, WHITE SERVICE

- a. Description: Laced leather or synthetic oxfords with 1 line of white stitching around the top of the toe. The heel shall be an outside heel 5/8 inch to 1 inch high, and the sole shall be 3/16 inch to 3/8 inch thick. Shoes with 1-piece, white, soft-compound soles are permissible.
- b. Correct Wear: Keep clean, polished, and in good repair.

37. SHOES, BLACK SAFETY

- a. Description: Leather, laced and chukka style shoe, with a plain toe, no stitching, water resistant, and with a hard box toe or safety toe.
- b. Correct Wear: Lace from inside out through all eyelets and tie. Keep clean, polished, and in good repair.

38. HALF-BOOTS (W/SLACKS ONLY)

- a. Description: Plain, black half-boot with a heel no more than three inches high.
- b. Correct Wear: Keep clean, polished, and in good repair.

39. OVERSHOES/RAIN OR SNOW BOOTS

- a. Description: Black or clear rubber, conventional, low cut overshoes. Rain or snow boots are made of plain black vinyl or leather and may be from mid-calf to knee-high.
- b. Correct Wear: Close all fasteners. Wear only during inclement weather with an outer garment. Remove indoors.

40. BELTS, WITH GOLD CLIP

- a. Description: Plain cloth or webbing of the same color and material as the uniform, 1 inch wide, and fitted with a gold-colored (brass) clip.
- b. Correct Wear: Wear the belt through all loops with the clip end to the left of the buckle prior to inserting the clip end into the buckle.

41. BUCKLE, GOLD

- a. Description: Either a plain brass Navy buckle or a gold buckle the same size as the plain brass Navy buckle and decorated with PHS insignia may be worn. Silver buckles are not authorized.
- b. Correct Wear: Wear the buckle so that the belt clip end touches the right side of the buckle. Align the left side of the buckle with the opening of the shirt forming a straight line.

42. CUMMERBUND, GOLD

- a. Description: Shall be plain gold, pleated, to fasten at the back. Wear a wraparound style with Tropical Dinner Dress Blue. An adjustable cummerbund is authorized with Dinner Dress and Formal Dress uniforms.
- b. Correct Wear: Wear around the waist overlapping the skirt top at least 1 inch with pleats up.

43. EARRINGS, GOLD BALL, PEARL

- a. Description: Yellow gold 6mm ball (approximately 1/4 inch), plain with brushed matte finish, screw-on or post type. Small single pearl earrings are authorized with Dinner and Formal Dress uniforms.
- b. Correct Wear: Women may wear gold ball earrings with all uniforms. Small single pearl earrings may be worn only with Dinner Dress or Formal uniforms. Only 1 earring may be worn per ear, centered on the ear lobe.

44. GLOVES, DRESS WHITE, BLACK

- a. Description: White or black gloves made of leather or synthetic fabric, plain with stitching of the same color as the basic glove material.
- b. Correct Wear: Wear with formal or ceremonial uniforms as indicated. Black gloves, either lined or unlined, may be worn with reefers, overcoats, and raincoats in inclement weather, if no other gloves are authorized with the uniform over which the outer garment is worn.

45. HANDBAGS, BLACK, WHITE

- a. Description: A plain black or white, leather or synthetic material, Navy-style handbag, of semi-rigid construction, not more than 11 inches wide and 7 1/2 inches high.
- b. Correct Wear: Carry over the left shoulder or forearm, placing the top of the handbag at waist level.

46. HANDBAGS, BLACK, WHITE, DRESS

- a. Description: A small clutch-type black or white handbag. A collapsible handle is optional.
- b. Correct Wear: Carry when in dinner or formal dress uniforms.

47. NECKTIE, BLACK

- a. Description: A black, one-piece neck tab with an adjustable neckband under the collar. It lies flat on the shirt in front at the collar opening.
- b. Correct Wear: Wear parallel with and slightly above the top of the shirt collar closure, hiding the shirt.

48. NECKTIE, BLACK DRESS

- a. Description: A small, crescent shaped, black, velvet ribbon graduating to each edge from one inch width at center.
- b. Correct Wear: Wear parallel to and slightly above the top of the shirt collar closure, hiding the shirt.

49. SCARF, WHITE

- a. Description: Made of knitted or woven silk, rayon, or synthetic material, of plain design.
- b. Correct Wear: Wear under reefers, raincoats, and overcoats.

50. SWEATER, BLUE, CARDIGAN

- a. Description: A plain, single-breasted, cardigan-style sweater made of navy blue, woolen or synthetic yarn, with a button front closure, long sleeves, wristlets, and a V-neck. A pocket in the lower part of one or both fronts is optional.
- b. Correct Wear: Wear within immediate office space or in "covered area" but only if permitted by LUA.

51. SWEATER, ARMY BLACK

- a. Description: A U.S. Army-style pullover sweater, V-neck, black, produced in two kinds of material. The first is made of ribbed wool with nylon patches on the right breast, shoulders, and elbows. The second is made of 100% acrylic with nylon patches on the right breast, shoulders, and elbows. Each is provided with straps for affixing soft shoulder boards.

- b. Correct Wear. Soft shoulder boards and the name tag are worn on the sweater (with a working uniform the name tag is optional). Ribbons and breast insignia are not worn on the sweater. When worn over a shirt with a tie, the shirt collar points should be placed inside the neck of the sweater (for khaki and blue shirts, collar insignia are worn as usual). When worn with an open collar shirt, the collar points should be outside the neck of the sweater. The sweater is only for indoor use and only at the duty station. When worn with the Service Dress Blue, the Service Dress Blue coat is removed. The sweater is not authorized for wear outdoors with the Service Dress Blue, Summer White, Summer Blue, Summer Khaki, or Working Khaki uniforms.

52. UMBRELLA

- a. Description: Plain, black, folding/collapsing type with a plain, black handle. It shall be of conventional size and design when opened, and shall be capable of being folded small enough to fit into a brief case.
- b. Correct Wear: The umbrella may be used during inclement weather with any uniform. The umbrella shall be folded when not in use.

53. UNDERGARMENTS

- a. Description:
 - (1) **BRASSIERE:** White when worn under white shirts. Otherwise, color is wearer's option.
 - (2) **UNDERPANTS:** White when worn under white skirt/slacks. Otherwise, color is wearer's option.
 - (3) **SLIP:** May be full or half slip. Shall be white when wearing white uniform components.

54. HOSIERY

- a. Description:
 - (1) **SOCKS:** Navy blue or white socks, ribbed or plain, made of cotton or a blend of fibers, and undecorated. Knee-length or mid-calf socks are authorized.
 - (2) **HOSIERY:** Nylon, beige or neutral shades, undecorated and seamless (may be panty/hose combination).
- b. Correct Wear: Wear socks in such a manner that no bare part of the leg shows while sitting or walking.

55. DRESS, INDOOR DUTY WHITE

- a. Description: Any conservative style nurse's uniform made of a polyester/cotton blend with a separate belt. The uniform may have a zippered front with cuffs or tucks on the collar and/or sleeves.
- b. Correct Wear: Length may range from 1 1/2 inches above to 1 1/2 inches below the crease behind the knee. Wear with the belt fastened in front and zipper in front.

56. PANTSUIT, INDOOR DUTY WHITE

- a. Description: Made of 65% polyester and 35% cotton with tunic top with front zipper, open collar, and 2 pockets at hips; slacks have elastic waist. Top and slacks fabrics match. Tunic should be worn over (outside) the slacks.
- b. Correct Wear: Slacks should cover the top of the shoes by approximately one inch at the heel.

57. EAR FLAPS

- a. Description: Made of authorized fabric with elastic band, they must be purchased from authorized Navy Uniform Support Center.
- b. Correct Wear: Worn over both ears with the elastic band extended across the back of the neck.

58. CAP, GARRISON, BLUE

- a. Description: Made of authorized blue fabric with gold piping. For cap insignia, see INSTRUCTION 6 of this Subchapter.
- b. Correct Wear: Wear squarely on the head, with the fore and aft crease centered vertically between the eyebrows. The lowest point of the cap is approximately one inch above the eyebrows. Hair is not visible below the front of the cover.

