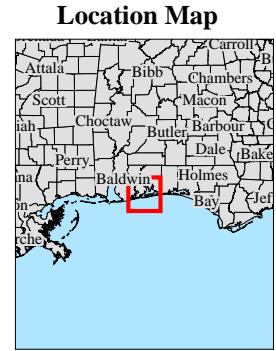
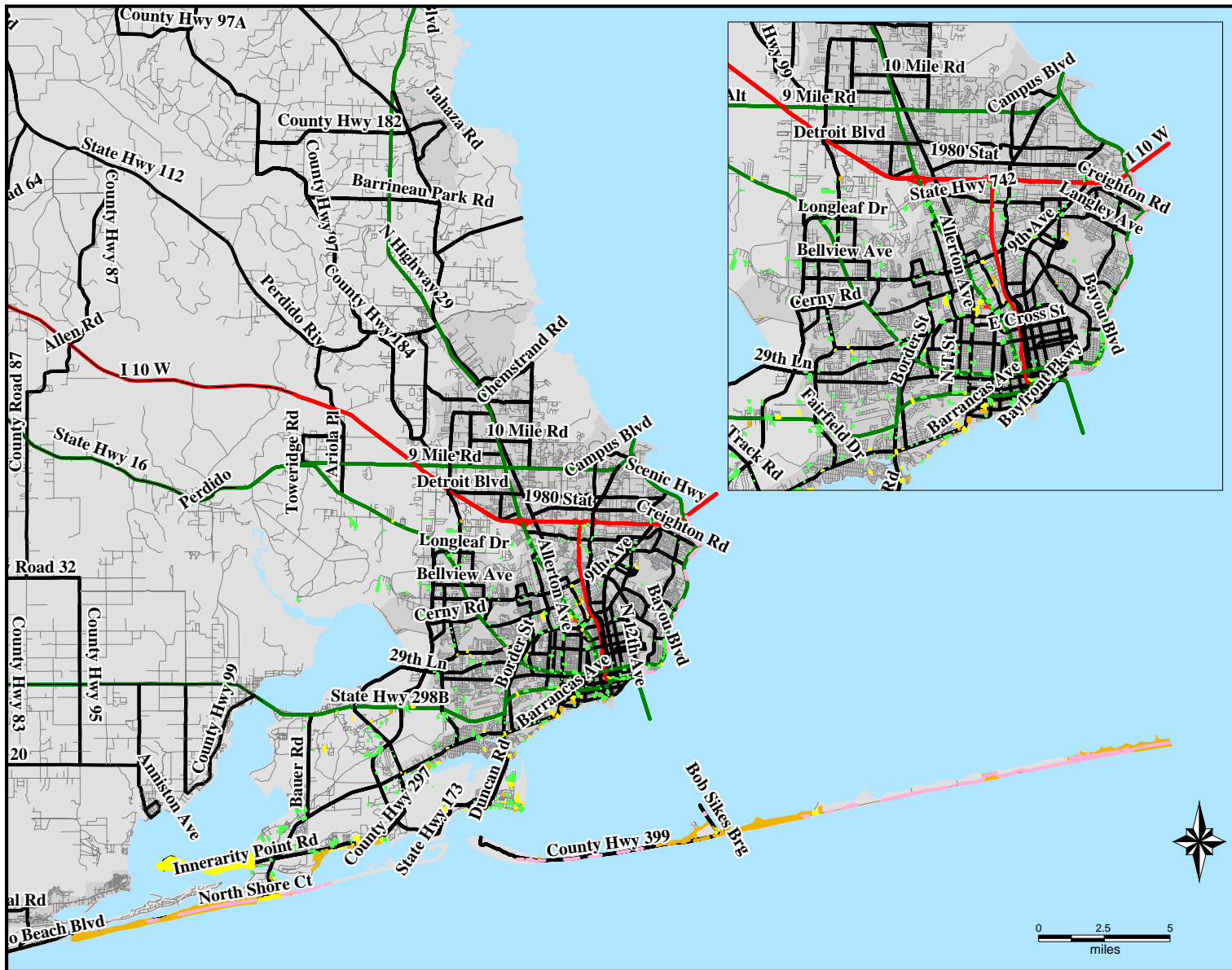


FEMA-1551-DR, Florida

Imagery Derived Assessment - Escambia, FL as of 9/19/2004



- Legend**
- Limited Damage
 - Moderate Damage
 - Extensive Damage
 - Catastrophic Damage
 - Impassable Road
 - + Impassable Rail

Estimated Number in Damage Area:


Population:	Housing Units:
LD: 7443	LD: 2975
MD: 4214	MD: 1520
ED: 5292	ED: 2879
CD: 51	CD: 33

LIMITED DAMAGE: Generally superficial damage to solid structures (e.g., loss of tiles or roof shingles); some mobile homes and light structures are damaged or displaced.

EXTENSIVE DAMAGE: Some solid structures are destroyed; most sustain exterior and interior damage (e.g., roofs missing, interior walls exposed), most mobile homes and light structures are destroyed.

MODERATE DAMAGE: Solid structures sustain exterior damage (e.g., missing roofs or roof segments); some mobile homes and light structures are destroyed, many are damaged or displaced.

CATASTROPHIC DAMAGE: Most solid and all light or mobile structures destroyed.


FEMA
 ITS Mapping and Analysis Center
 Washington, DC
 9/19/2004 -- 23:25:40 EDT