

**SEMI-ANNUAL REPORT OF THE DEPARTMENT OF ENERGY,
OFFICE OF ENVIRONMENTAL MANAGEMENT,
QUALITY ASSESSMENT PROGRAM**

Pamela D. Greenlaw and Anna Berne

**Environmental Measurements Laboratory
U. S. Department of Energy
New York, NY 10014-4811**

December 2002

DISCLAIMER

"This report was prepared as an account of work sponsored by an agency of the United States Government. Neither the United States Government nor any agency thereof, nor any of their employees, makes any warranty, express or implied, or assumes any legal liability or responsibility for the accuracy, completeness, or usefulness of any information, apparatus, product, or process disclosed, or represents that its use would not infringe privately owned rights. Reference herein to any specific commercial product, process, or service by trade name, trademark, manufacturer, or otherwise, does not necessarily constitute or imply its endorsement, recommendation, or favoring by the United States Government or any agency thereof. The views and opinions of authors expressed herein do not necessarily state or reflect those of the United States Government or any agency thereof."

This report has been reproduced directly from the best available copy.

Available from the National Technical Information Service, U.S. Department of Commerce, 5285 Port Royal Road, Springfield, Virginia 22161.

Abstract

This report presents the results from the analysis of the 57th set of environmental quality assessment samples (QAP-LVII) that were received on or before December 4, 2002.

ACKNOWLEDGEMENT

This report represents the efforts of the following EML staff: Karin Decker, Michele DeGennaro, Richard Godwin, John Kada, Ada Kong, Pamela M. Perry, Raymond J. Lagomarsino, William Rivera, Arnold Boyd, Kevin Clancy, Sylvia Kendall, and Camille Marinetti.

INTRODUCTION

This Quality Assessment Program (QAP) is designed to test the quality of the environmental measurements being reported to the Department of Energy by its contractors. Since 1976, real or synthetic environmental samples that have been prepared and thoroughly analyzed at the Environmental Measurements Laboratory (EML) have been distributed at first quarterly and then semi-annually to these contractors. Their results, which are returned to EML within 90 days, are compiled with EML's results and are reported back to the participating contractors 30 days later. A summary of the reported results is available to the participants 4 days after the reporting deadline via the Internet at www.eml.doe.gov.

This is the 62nd report of this program. Preceding reports in this series are:

HASL-317	(February 1, 1977)	EML-477	(October 1, 1986)
HASL-319	(May 2, 1977)	EML-478	(March 1, 1987)
HASL-323	(August 1, 1977)	EML-498	(September 1, 1987)
HASL-331	(November 1, 1977)	EML-518	(January 2, 1989)
EML-336	(January 1, 1978)	EML-525*	(August 1, 1989)
EML-337	(February 1, 1978)	EML-526	(January 2, 1990)
EML-340	(May 1, 1978)	EML-530	(July 2, 1990)
EML-343	(August 1, 1978)	EML-535	(January 1, 1991)
EML-346	(November 1, 1978)	EML-539	(July 1, 1991)
EML-350	(February 1, 1979)	EML-543	(January 2, 1992)
EML-351	(February 1, 1979)	EML-546	(July 1, 1992)
EML-354	(May 1, 1979)	EML-551	(January 4, 1993)
EML-358	(August 1, 1979)	EML-556	(July 1, 1993)
EML-364	(November 1, 1979)	EML-559	(January 5, 1994)
EML-368	(February 1, 1980)	EML-561	(July 1, 1994)
EML-377	(August 1, 1980)	EML-565	(January 5, 1995)
EML-387	(February 1, 1981)	EML-569	(July 3, 1995)
EML-388	(February 1, 1981)	EML-576	(February 1, 1996, Revised)
EML-393	(August 3, 1981)	EML-581	(July 1, 1996)
EML-402	(February 1, 1982)	EML-587	(January 1997)
EML-414	(April 1, 1983)	EML-591	(July 1997)
EML-417	(September 1, 1983)	EML-594	(January 1998)
EML-426	(March 1, 1984)	EML-596	(July 1998)
PNL-5079	(April 1, 1984)	EML-600	(December 1998)
EML-431	(September 1, 1984)	EML-604	(June 1999)
EML-432	(November 1, 1984)	EML-605	(December 1999)
EML-438	(March 1, 1985)	EML-608	(June 2000)
EML-439	(March 1, 1985)	EML-609	(December 2000)
EML-448	(October 1, 1985)	EML-613	(June 2001)
EML-453	(March 1, 1986)	EML-615	(December 2001)
EML-454	(March 1, 1986)	EML-617	(June 2002)

*Please note this is a corrected report number.

RESULTS

The results from the analysis of QAP-57 samples (results from 155 laboratories) received on or before December 4, 2002 are listed in the TABLE OF CONTENTS. The data for the different kinds of samples are given in the following units:

Air Filters	Bq filter ⁻¹
Soil	Bq kg ⁻¹
Vegetation	Bq kg ⁻¹
Water	Bq L ⁻¹

The values for elemental uranium are reported in $\mu\text{g filter}^{-1}$, g^{-1} , or mL^{-1} . Some programs require the use of pCi as reporting units, the conversion can be found on page 3.

The 'EML value' listed in the tables to which the contractors' results are compared is the mean of replicate EML determinations for each nuclide. The EML uncertainty is the standard deviation of the mean. All other uncertainties are as reported by the participants.

The control limit concept was established from percentiles of historic data distributions (1982-1992). The evaluation of this historic data and the development of the control limits are presented in DOE report EML-564. The control limits for QAP-LVII were developed from percentiles of data distributions for the years 1997-2002.

Participants' analytical performance is evaluated based on the historical analytical capabilities for individual analyte/matrix pairs. The criteria for acceptable performance, "A", has been chosen to be between the 15th and 85th percentile of the cumulative normalized distribution, which can be viewed as the middle 70% of all historic measurements. The acceptable with warning criteria, "W", is between the 5th and 15th percentile and between the 85th and 95th percentile. In other words, the middle 90% of all reported values are acceptable, while the outer 5th-15th (10%) and 85th-95th percentiles (10%) are in the warning area. The not acceptable criteria, "N", is established at less than the 5th percentile and greater than the 95th percentile, that is, the outer 10% of the historical data. These control limits for all 48 i/j pairs are listed in the Table of Control Limits and Performance Criteria (p. 4).

QAP is an external assessment of environmental radiological analyses. If your laboratory is performing other types of analyses (screening, high-level radiological), this evaluation system may not be appropriate, and you should continue to use an evaluation system appropriate to your data quality objectives.

T ABLE OF CONTENTS

Abstract	<i>i</i>
Acknowledgment	<i>ii</i>
Introduction	<i>iii</i>
Results	<i>iv</i>
Summary of Results Figure	1
Table of Statistical Summary	2
Table of Control Limits and Performance Criteria	4
Summary of Matrix Evaluations by Laboratory	6
Summary of Laboratory Evaluations by Matrix	31
Summary of Matrix Evaluations by Radionuclide	42
Results Ordered by Laboratory	
AA (EML)	46
AC	50
AF	51
AG	52
AI	53
AM	55
AN	57
AP	58
AT	59
AU	61
AV	63
AW	64
BA	65
BC	66
BE	67
BM	69
BN	70
BO	71

BP	72
BQ	73
BU	74
BX	76
CA	78
CB	79
CC	80
CD	81
CE	82
CF	83
CG	84
CH	85
CM	87
CN	88
CO	89
CP	90
CR	91
CS	92
CU	93
CW	94
CZ	95
DH	96
EC	97
EG	100
EP	101
FE	102
FG	103
FL	104
FM	105
FN	106
FR	107
FS	108
FU	109
GA	110
GC	112
GE	114
GS	116
GT	117
HC	118
HT	119
HU	120
ID	121
IL	122
IN	123
IO	124
IS	125

IT	127
JL	129
KA	130
KR	131
KS	132
LA	133
LB	135
LI	136
LL	137
LM	138
LN	139
LV	140
LW	141
ME	142
MH	144
MI	145
ML	146
MS	147
MX	148
MY	149
MZ	150
NA	151
ND	152
NF	153
NJ	154
NL	157
NM	158
NP	159
NQ	160
NR	161
NZ	162
OB	163
OC	164
OD	165
OH	166
OK	167
OT	168
OU	170
PA	171
PC	172
PK	173
PO	174
PR	175
PS	176
RA	178
RB	179

RG	180
RI	181
RK	182
RM	183
RU	184
SA	185
SB	186
SD	187
SE	189
SI	191
SK	192
SL	193
SN	194
SR	196
ST	198
SV	199
SW	200
SX	201
SY	202
TE	203
TI	205
TM	207
TN	209
TO	211
TP	213
TQ	214
TT	215
TW	216
TX	217
UC	218
UG	219
UL	220
US	221
UY	222
WA	224
WC	226
WE	227
WI	228
WN	231
WO	233
WT	235
WV	236
WW	237
YA	238
YP	239

YU	240
ZC	241

Results Ordered by Matrix/Nuclide

Air

²⁴¹ Am	242
Bq U	245
⁶⁰ Co	246
¹³⁷ Cs	250
Gross Alpha (GA)	254
Gross Beta (GB)	257
⁵⁴ Mn	260
²³⁸ Pu	264
²³⁹ Pu	266
⁹⁰ Sr	268
U	270
²³⁴ U	271
²³⁸ U	273

Soil

²²⁸ Ac	275
²⁴¹ Am	279
²¹² Bi	282
²¹⁴ Bi	285
Bq U	289
¹³⁷ Cs	290
⁴⁰ K	295
²¹² Pb	299
²¹⁴ Pb	303
²³⁸ Pu	307
²³⁹ Pu	308
⁹⁰ Sr	310
²³⁴ Th	312
U	314
²³⁴ U	315
²³⁸ U	317

Vegetation

²⁴¹ Am	319
²⁴⁴ Cm	321
⁶⁰ Co	322
¹³⁷ Cs	326
⁴⁰ K	330
²³⁸ Pu	333

²³⁹ Pu	334
⁹⁰ Sr	336
Water		
²⁴¹ Am	338
Bq U	341
⁶⁰ Co	342
¹³⁴ Cs	347
¹³⁷ Cs	352
Gross Alpha (GA)	357
Gross Beta (GB)	360
³ H	363
²³⁸ Pu	366
²³⁹ Pu	368
⁹⁰ Sr	370
U	373
²³⁴ U	375
²³⁸ U	377

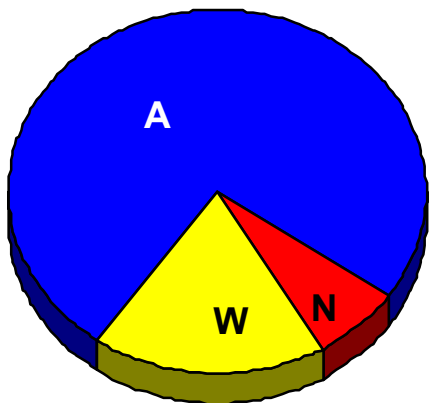
List of Labcodes of Participating* Laboratories for EML QAP-LVII

Laboratories Reporting Data	379
Laboratories Not Reporting Data	383

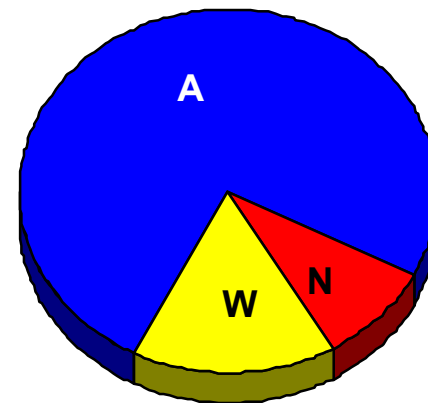
*Participating Laboratories are those laboratories that were sent samples.

QAP 57 Summary of Evaluations of 3820 Reported Analyses

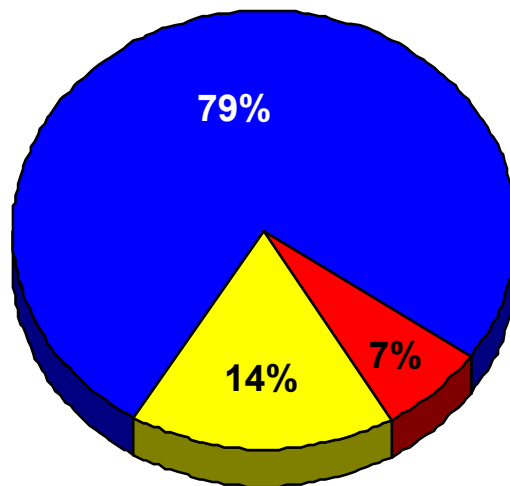
Air Filter: 910 Analyses



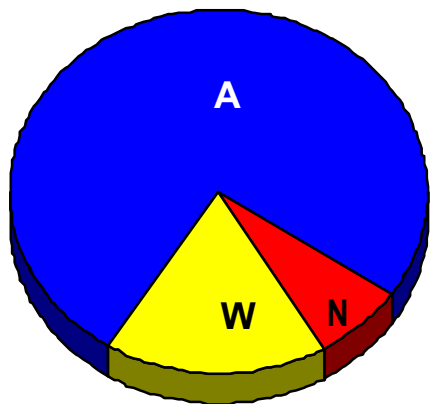
Soil: 1289 Analyses



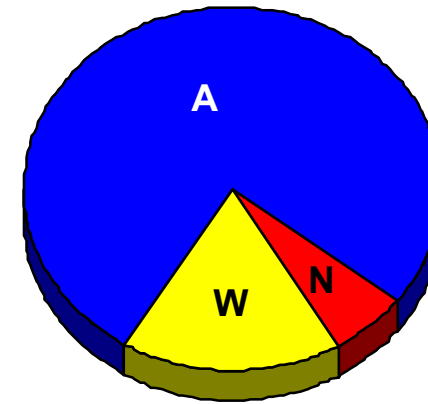
Summary:
All Analyses



Vegetation: 552 Analyses



Water: 1175 Analyses



■ Acceptable ■ Warning ■ Not Acceptable

QAP 57 Statistical Summary

Nuclide	EML Value	EML Error	<u>Reported Values</u> EML Value			No.* of Reported Values
			Mean	Median	Std. Dev.	
Matrix: AI						
AM241	0.191	0.004	1.060	1.020	0.221	62
Bq U	0.467	0.008	0.949	0.975	0.057	11
CO60	23.000	0.059	1.014	1.013	0.073	131
CS137	32.500	0.777	1.045	1.038	0.095	134
Gross Alpha	0.287	0.029	1.054	1.025	0.143	88
Gross Beta	0.871	0.087	0.921	0.904	0.099	88
MN54	52.200	1.170	1.047	1.040	0.103	129
PU238	0.119	0.003	0.918	0.898	0.103	41
PU239	0.206	0.002	0.984	0.972	0.073	40
SR90	5.561	0.119	1.010	0.992	0.210	42
U234	0.228	0.006	0.969	0.967	0.061	30
U238	0.230	0.006	0.953	0.957	0.061	33
ug U	18.590	0.340	0.950	0.955	0.044	14

Matrix: SO						
AC228	42.300	1.560	1.032	1.017	0.123	104
AM241	6.767	0.301	1.044	1.024	0.213	89
BI212	45.930	4.510	0.899	0.925	0.195	81
BI214	33.630	1.560	1.058	1.047	0.141	99
Bq U	87.210	7.300	0.950	1.007	0.158	14
CS137	829.330	41.580	1.012	1.018	0.081	143
K40	637.670	34.260	1.019	1.013	0.091	130
PB212	43.430	2.710	0.999	1.002	0.113	98
PB214	35.200	1.510	1.077	1.063	0.135	102
PU238	19.203	0.855	0.968	0.958	0.068	23
PU239	12.903	0.465	1.016	1.015	0.065	52
SR90	41.160	0.253	0.998	0.952	0.210	54
TH234	48.400	4.830	1.127	1.125	0.226	56
U234	42.320	3.100	0.964	0.973	0.094	32
U238	44.890	3.200	0.977	0.996	0.098	37
ug U	3.610	0.320	0.877	0.959	0.185	23

*Statistical summary of "A" and "W" reported values

QAP 57 Statistical Summary

Nuclide	EML Value	EML Error	Reported Values			No.* of Reported Values
			Mean	Median	Std. Dev.	
Matrix: VE						
AM241	2.253	0.100	1.100	1.021	0.256	53
CM244	1.247	0.065	0.954	1.013	0.139	22
CO60	9.660	0.630	1.041	1.033	0.115	96
CS137	300.670	15.250	1.037	1.039	0.097	102
K40	1480.000	77.800	1.033	1.027	0.103	93
PU238	0.277	0.037	1.100	1.344	0.338	4
PU239	3.427	0.149	0.975	0.975	0.097	37
SR90	476.260	6.673	0.905	0.917	0.139	42

Matrix: WA						
AM241	3.043	0.082	0.981	0.975	0.097	90
Bq U	6.836	0.266	0.937	0.962	0.070	24
CO60	268.670	9.710	1.022	1.021	0.053	145
CS134	60.200	1.860	0.977	0.972	0.076	135
CS137	81.430	4.280	1.032	1.029	0.055	151
Gross Alpha	210.000	21.000	1.032	1.052	0.139	74
Gross Beta	900.000	90.000	0.960	0.944	0.113	92
H3	227.300	5.615	1.083	1.056	0.136	87
PU238	4.331	0.117	0.925	0.934	0.060	58
PU239	2.070	0.074	0.983	0.995	0.056	60
SR90	8.690	0.420	0.961	0.956	0.098	67
U234	3.323	0.114	0.965	0.963	0.066	47
U238	3.370	0.140	0.968	0.956	0.081	52
ug U	0.273	0.012	0.965	0.965	0.058	35

Units for matrices:

Air filter: AI=Bq/filter

Vegetation: VE=Bq/kg
Values for elemental uranium in µg/filter, g or mL.

Soil: SO=Bq/kg

Water: WA=Bq/L.

Conversion from Bq/kg or L to pCi/g or mL:

1 Bq/kg or L = 0.027 pCi/g or mL

Example: Convert 3 Bq/kg to pCi/g

3 Bq/kg x 27 pCi/Bq/1000 g/kg = 0.081 pCi/g

*Statistical summary of "A" and "W" reported values

QAP 57 Control Limits* by Matrix

Nuclide	Lower Limit	Lower Middle Limit	Upper Middle Limit	Upper Limit
---------	-------------	--------------------	--------------------	-------------

Matrix: AI

AM241	0.70	0.87	1.34	2.34
Bq U	0.79	0.90	1.30	2.10
CO60	0.80	0.90	1.11	1.26
CS137	0.80	0.90	1.17	1.32
Gross Alpha	0.73	0.84	1.21	1.43
Gross Beta	0.76	0.85	1.21	1.36
MN54	0.80	0.90	1.19	1.35
PU238	0.67	0.88	1.12	1.33
PU239	0.73	0.88	1.12	1.26
SR90	0.53	0.76	1.20	1.84
U234	0.80	0.90	1.31	1.90
U238	0.80	0.90	1.22	1.53
ug U	0.74	0.90	1.20	1.44

Matrix: SO

AC228	0.80	0.87	1.19	1.38
AM241	0.65	0.88	1.47	2.28
BI212	0.50	0.59	1.16	1.34
BI214	0.78	0.87	1.23	1.42
Bq U	0.71	0.80	1.10	1.32
CS137	0.80	0.90	1.16	1.25
K40	0.80	0.90	1.19	1.32
PB212	0.78	0.89	1.19	1.32
PB214	0.76	0.88	1.27	1.46
PU238	0.59	0.87	1.49	2.88
PU239	0.71	0.87	1.13	1.30
SR90	0.67	0.82	1.35	2.90
TH234	0.63	0.82	1.59	2.35
U234	0.74	0.84	1.10	1.20
U238	0.68	0.82	1.10	1.22
ug U	0.46	0.64	1.10	1.20

*Control limits are established from historical QAP data and reported as:
the ratio of Reported Value vs. EML Value

QAP 57 Control Limits* by Matrix

Nuclide	Lower Limit	Lower Middle Limit	Upper Middle Limit	Upper Limit
---------	-------------	--------------------	--------------------	-------------

Matrix: VE

AM241	0.73	0.88	1.42	2.02
CM244	0.61	0.81	1.28	1.59
CO60	0.80	0.90	1.22	1.44
CS137	0.80	0.90	1.19	1.31
K40	0.79	0.90	1.22	1.39
PU238	0.58	0.77	1.24	1.70
PU239	0.69	0.84	1.14	1.31
SR90	0.55	0.74	1.10	1.21

Matrix: WA

AM241	0.79	0.90	1.19	1.41
Bq U	0.75	0.87	1.18	1.33
CO60	0.80	0.90	1.10	1.20
CS134	0.80	0.90	1.14	1.30
CS137	0.80	0.90	1.12	1.22
Gross Alpha	0.58	0.79	1.13	1.29
Gross Beta	0.61	0.81	1.29	1.43
H3	0.78	0.90	1.32	2.45
PU238	0.74	0.90	1.10	1.20
PU239	0.79	0.90	1.10	1.20
SR90	0.69	0.84	1.15	1.34
U234	0.80	0.90	1.17	1.34
U238	0.80	0.90	1.16	1.28
ug U	0.80	0.90	1.11	1.24

The following are recommended performance criteria for analysis of environmental levels of analytes:
Acceptable: Lower Middle Limit \leq A \leq Upper Middle Limit

Acceptable with Warning: Lower Limit \leq W < Lower Middle Limit or Upper Middle Limit < W \leq Upper Limit

Not Acceptable: N < Lower Limit or N > Upper Limit

*Control limits are established from historical QAP data and reported as:
the ratio of Reported Value vs. EML Value

QAP 57 Summary of Matrix Evaluations by Laboratory

Matrix	Evaluation Summary			Total Analyses	Evaluation Percentages		
	A	W	N		% A	% W	% N
Lab: AC Analytical Chemistry Laboratory, Argonne National Lab, IL							
SO	0	3	3	6	0	50	50
WA	4	1	0	5	80	20	0
AI	3	0	0	3	100	0	0
VE	1	2	0	3	33	67	0
Totals:	8	6	3	17	47%	35%	18%
Lab: AF Air Force Analytical Lab (AFIERA/SDRR), Brooks AFB							
SO	5	0	3	8	63	0	38
WA	9	1	0	10	90	10	0
AI	6	0	0	6	100	0	0
Totals:	20	1	3	24	83%	4%	13%
Lab: AG Paragon Analytics, Inc. Fort Collins, CO							
SO	11	0	1	12	92	0	8
WA	9	0	2	11	82	0	18
VE	5	1	0	6	83	17	0
AI	6	1	1	8	75	13	13
Totals:	31	2	4	37	84%	5%	11%
Lab: AI Nuclear Technology Services, Inc., Roswell, GA							
VE	4	1	3	8	50	13	38
SO	14	2	0	16	88	13	0
WA	8	6	1	15	53	40	7
AI	5	6	3	14	36	43	21
Totals:	31	15	7	53	58%	28%	13%
Lab: AM American Radiation Services, Inc., Baton Rouge, LA							
WA	7	2	3	12	58	17	25
AI	7	2	2	11	64	18	18
SO	12	1	0	13	92	8	0
VE	3	3	0	6	50	50	0
Totals:	29	8	5	42	69%	19%	12%
Lab: AN Argonne National Laboratory							
WA	10	0	0	10	100	0	0
AI	7	2	0	9	78	22	0
SO	7	0	0	7	100	0	0
Totals:	24	2	0	26	92%	8%	0%

QAP 57 Summary of Matrix Evaluations by Laboratory

Matrix	Evaluation Summary			Total Analyses	Evaluation Percentages		
	A	W	N		% A	% W	% N
Lab: AP Aberdeen Proving Ground, Aberdeen, MD							
WA	0	0	2	2	0	0	100
AI	0	0	1	1	0	0	100
Totals:	0	0	3	3	0%	0%	100%
Lab: AT ATL International inc., Germantown, MD							
SO	12	0	0	12	100	0	0
WA	13	0	0	13	100	0	0
VE	5	0	1	6	83	0	17
AI	12	0	0	12	100	0	0
Totals:	42	0	1	43	98%	0%	2%
Lab: AU ORISE RSAT/ESSAP, Oak Ridge							
AI	10	0	0	10	100	0	0
VE	6	1	0	7	86	14	0
SO	12	1	0	13	92	8	0
WA	10	2	0	12	83	17	0
Totals:	38	4	0	42	90%	10%	0%
Lab: AV Australian Radiation Protection and Nuclear Safety Agency							
WA	3	2	0	5	60	40	0
AI	3	1	0	4	75	25	0
VE	2	1	1	4	50	25	25
SO	6	3	0	9	67	33	0
Totals:	14	7	1	22	64%	32%	5%
Lab: AW Argonne West National Lab							
WA	3	1	0	4	75	25	0
Totals:	3	1	0	4	75%	25%	0%
Lab: BA Bettis Atomic Power Lab, West Mifflin, PA							
VE	1	0	0	1	100	0	0
SO	1	0	0	1	100	0	0
WA	5	0	0	5	100	0	0
AI	2	1	0	3	67	33	0
Totals:	9	1	0	10	90%	10%	0%
Lab: BC SBCCOM Radiation Laboratory							
AI	1	0	1	2	50	0	50

QAP 57 Summary of Matrix Evaluations by Laboratory

Matrix	Evaluation Summary			Total Analyses	Evaluation Percentages		
	A	W	N		% A	% W	% N
Totals:	1	0	1	2	50%	0%	50%
Lab: BE Grand Junction Office Analytical Laboratory, CO							
VE	7	0	0	7	100	0	0
SO	11	1	1	13	85	8	8
WA	9	3	1	13	69	23	8
AI	11	1	0	12	92	8	0
Totals:	38	5	2	45	84%	11%	4%
Lab: BM Battelle Memorial Institute, Columbus, OH							
WA	8	0	0	8	100	0	0
AI	8	0	0	8	100	0	0
SO	5	0	0	5	100	0	0
VE	5	0	0	5	100	0	0
Totals:	26	0	0	26	100%	0%	0%
Lab: BN Brookhaven National Lab, NY							
SO	7	0	0	7	100	0	0
WA	4	1	1	6	67	17	17
AI	3	2	0	5	60	40	0
VE	3	0	0	3	100	0	0
Totals:	17	3	1	21	81%	14%	5%
Lab: BO BOMARC Missile Site, NJ							
SO	1	0	0	1	100	0	0
Totals:	1	0	0	1	100%	0%	0%
Lab: BP Battelle Pacific Northwest National Laboratory							
WA	10	0	0	10	100	0	0
AI	8	2	0	10	80	20	0
Totals:	18	2	0	20	90%	10%	0%
Lab: BQ Becquerel Laboratories Inc., Mississauga, Ontario, Canada							
VE	2	1	0	3	67	33	0
SO	6	1	4	11	55	9	36
WA	6	1	2	9	67	11	22
AI	7	1	0	8	88	13	0
Totals:	21	4	6	31	68%	13%	19%

QAP 57 Summary of Matrix Evaluations by Laboratory

Matrix	Evaluation Summary			Total Analyses	Evaluation Percentages		
	A	W	N		% A	% W	% N
Lab: BU Autoridad Regulatoria, Buenos Aires, Argentina							
AI	5	0	4	9	56	0	44
VE	7	0	0	7	100	0	0
SO	10	2	2	14	71	14	14
WA	11	0	0	11	100	0	0
Totals:	33	2	6	41	80%	5%	15%
Lab: BX BWX Technologies, Inc., Lynchburg, VA							
VE	5	1	1	7	71	14	14
SO	7	1	5	13	54	8	38
WA	8	1	3	12	67	8	25
AI	6	2	3	11	55	18	27
Totals:	26	5	12	43	60%	12%	28%
Lab: CA Canadian Nuclear Safety Commission, Ottawa, Canada							
AI	7	1	0	8	88	13	0
SO	3	0	0	3	100	0	0
WA	13	1	0	14	93	7	0
Totals:	23	2	0	25	92%	8%	0%
Lab: CB Radiation Protection Bureau, Ontario, Canada							
WA	16	2	0	18	89	11	0
AI	3	5	0	8	38	63	0
Totals:	19	7	0	26	73%	27%	0%
Lab: CC SRC Analytical Laboratory, Saskatoon, SK, Canada							
VE	2	1	1	4	50	25	25
SO	5	2	2	9	56	22	22
WA	6	1	1	8	75	13	13
Totals:	13	4	4	21	62%	19%	19%
Lab: CD Centrale nucleaire Gentilly-2							
WA	5	0	0	5	100	0	0
SO	6	1	0	7	86	14	0
VE	3	0	0	3	100	0	0
AI	4	0	0	4	100	0	0
Totals:	18	1	0	19	95%	5%	0%
Lab: CE Environmental Monitoring Laboratory, New Brunswick, Canada							
VE	3	0	0	3	100	0	0

QAP 57 Summary of Matrix Evaluations by Laboratory

Matrix	Evaluation Summary			Total Analyses	Evaluation Percentages		
	A	W	N		% A	% W	% N
SO	2	0	0	2	100	0	0
WA	6	1	0	7	86	14	0
AI	6	0	0	6	100	0	0
Totals:	17	1	0	18	94%	6%	0%
Lab: CF Freshwater Institute Radiochemistry Winnipeg, Manitoba, Canada							
VE	6	0	0	6	100	0	0
SO	5	1	4	10	50	10	40
WA	11	2	2	15	73	13	13
Totals:	22	3	6	31	71%	10%	19%
Lab: CG AECL WL Environmental Monitoring Group, Canada							
VE	4	0	0	4	100	0	0
SO	2	0	0	2	100	0	0
WA	5	1	0	6	83	17	0
AI	4	1	0	5	80	20	0
Totals:	15	2	0	17	88%	12%	0%
Lab: CH California State Dept. Health Serv., Sanitation & Radiation Laboratory							
VE	7	0	0	7	100	0	0
AI	9	3	0	12	75	25	0
SO	15	0	0	15	100	0	0
WA	12	0	1	13	92	0	8
Totals:	43	3	1	47	91%	6%	2%
Lab: CM Metropolitan Water Reclamation District of Greater Chicago							
SO	14	0	0	14	100	0	0
WA	10	2	0	12	83	17	0
Totals:	24	2	0	26	92%	8%	0%
Lab: CN China Institute for Radiation Protection							
VE	3	0	0	3	100	0	0
SO	5	1	0	6	83	17	0
AI	3	0	0	3	100	0	0
Totals:	11	1	0	12	92%	8%	0%
Lab: CO Bedford Institute of Oceanography, Dartmouth, Nova Scotia, Canada							
SO	3	0	0	3	100	0	0
VE	5	1	0	6	83	17	0

QAP 57 Summary of Matrix Evaluations by Laboratory

Matrix	Evaluation Summary			Total Analyses	Evaluation Percentages		
	A	W	N		% A	% W	% N
Totals:	8	1	0	9	89%	11%	0%
Lab: CP CoPhysics Corporation, Monroe, NY							
AI	2	0	0	2	100	0	0
SO	7	0	0	7	100	0	0
WA	5	0	0	5	100	0	0
Totals:	14	0	0	14	100%	0%	0%
Lab: CR Atomic Energy of Canada, Chalk River Laboratories, Canada							
WA	5	1	2	8	63	13	25
VE	3	0	0	3	100	0	0
SO	6	0	0	6	100	0	0
Totals:	14	1	2	17	82%	6%	12%
Lab: CS Rocketdyne Propulsion & Power, Canoga Park, CA							
AI	3	0	0	3	100	0	0
WA	1	1	0	2	50	50	0
VE	3	0	0	3	100	0	0
SO	8	0	0	8	100	0	0
Totals:	15	1	0	16	94%	6%	0%
Lab: CU Universite Laval, Quebec Canada							
VE	2	1	0	3	67	33	0
SO	6	1	0	7	86	14	0
WA	3	1	1	5	60	20	20
AI	4	0	0	4	100	0	0
Totals:	15	3	1	19	79%	16%	5%
Lab: CW Carlsbad Environmental Monitoring Research Center, NM							
VE	2	0	0	2	100	0	0
SO	3	0	0	3	100	0	0
WA	5	0	0	5	100	0	0
Totals:	10	0	0	10	100%	0%	0%
Lab: CZ ACZ Laboratories, Inc. Steamboat Springs, CO							
WA	1	0	1	2	50	0	50
Totals:	1	0	1	2	50%	0%	50%

QAP 57 Summary of Matrix Evaluations by Laboratory

Matrix	Evaluation Summary			Total Analyses	Evaluation Percentages		
	A	W	N		% A	% W	% N
Lab: DH Duke Engineering Services Hanford							
AI	3	2	1	6	50	33	17
SO	7	1	0	8	88	13	0
WA	5	0	1	6	83	0	17
Totals:	15	3	2	20	75%	15%	10%
Lab: EC Envirocare of Utah							
SO	35	10	0	45	78	22	0
WA	20	0	0	20	100	0	0
AI	4	20	6	30	13	67	20
Totals:	59	30	6	95	62%	32%	6%
Lab: EG INEEL TRA Radioanalytical Laboratory, Scoville							
AI	8	1	0	9	89	11	0
VE	2	1	0	3	67	33	0
SO	11	2	0	13	85	15	0
WA	9	2	0	11	82	18	0
Totals:	30	6	0	36	83%	17%	0%
Lab: EP US EPA, Las Vegas							
AI	5	0	0	5	100	0	0
SO	2	0	0	2	100	0	0
WA	6	0	0	6	100	0	0
Totals:	13	0	0	13	100%	0%	0%
Lab: FE Fernald WPRAP Field Office, Ohio							
SO	7	1	0	8	88	13	0
WA	7	0	0	7	100	0	0
AI	2	0	0	2	100	0	0
Totals:	16	1	0	17	94%	6%	0%
Lab: FG FGL Environmental, Santa Paula, CA							
AI	4	0	1	5	80	0	20
WA	7	2	0	9	78	22	0
SO	3	2	0	5	60	40	0
Totals:	14	4	1	19	74%	21%	5%
Lab: FL Florida Dept of Health & Rehab. Serv., Orlando							
SO	9	1	0	10	90	10	0
WA	8	0	0	8	100	0	0

QAP 57 Summary of Matrix Evaluations by Laboratory

Matrix	Evaluation Summary			Total Analyses	Evaluation Percentages		
	A	W	N		% A	% W	% N
AI	4	0	0	4	100	0	0
VE	4	0	0	4	100	0	0
Totals:	25	1	0	26	96%	4%	0%
Lab: FM Florida Mobile Emergency Radiological Laboratory, Orlando							
WA	3	1	0	4	75	25	0
AI	4	0	0	4	100	0	0
Totals:	7	1	0	8	88%	13%	0%
Lab: FN Fermi Lab, Batavia, IL							
SO	7	0	0	7	100	0	0
WA	6	0	0	6	100	0	0
VE	3	0	0	3	100	0	0
AI	5	0	0	5	100	0	0
Totals:	21	0	0	21	100%	0%	0%
Lab: FR CEA/SACLAY - SPR/SRSE, France							
VE	4	0	0	4	100	0	0
SO	8	3	0	11	73	27	0
Totals:	12	3	0	15	80%	20%	0%
Lab: FS Florida State University, Tallahassee							
SO	7	0	0	7	100	0	0
Totals:	7	0	0	7	100%	0%	0%
Lab: FU FUSRAP Laboratory, Missouri							
AI	1	1	0	2	50	50	0
WA	1	1	0	2	50	50	0
VE	3	0	0	3	100	0	0
SO	9	2	0	11	82	18	0
Totals:	14	4	0	18	78%	22%	0%
Lab: GA Lockheed Martin, Pikton, OH							
VE	3	3	0	6	50	50	0
SO	9	2	2	13	69	15	15
WA	9	2	0	11	82	18	0
AI	10	0	0	10	100	0	0
Totals:	31	7	2	40	78%	18%	5%

QAP 57 Summary of Matrix Evaluations by Laboratory

Matrix	Evaluation Summary			Total Analyses	Evaluation Percentages		
	A	W	N		% A	% W	% N
Lab: GC Georgia Power Company Environmental Lab							
WA	8	3	0	11	73	27	0
AI	9	0	0	9	100	0	0
SO	13	5	0	18	72	28	0
VE	2	7	0	9	22	78	0
Totals:	32	15	0	47	68%	32%	0%
Lab: GE General Engineering Labs, Charleston, SC							
SO	13	1	0	14	93	7	0
WA	9	3	1	13	69	23	8
AI	9	2	1	12	75	17	8
VE	7	0	0	7	100	0	0
Totals:	38	6	2	46	83%	13%	4%
Lab: GS USGS/NWQL, Arvada, CO							
WA	3	3	0	6	50	50	0
Totals:	3	3	0	6	50%	50%	0%
Lab: GT Georgia Institute of Technology							
AI	7	1	1	9	78	11	11
WA	9	1	1	11	82	9	9
VE	3	2	1	6	50	33	17
SO	5	2	0	7	71	29	0
Totals:	24	6	3	33	73%	18%	9%
Lab: HC Lawrence Livermore Laboratory, California							
WA	2	1	0	3	67	33	0
AI	2	0	0	2	100	0	0
Totals:	4	1	0	5	80%	20%	0%
Lab: HT Technical University, Budapest, Hungary							
SO	1	3	0	4	25	75	0
WA	4	0	0	4	100	0	0
Totals:	5	3	0	8	63%	38%	0%
Lab: HU Water Resources Research Centre (VITUKI), Hungary							
AI	6	2	2	10	60	20	20
VE	3	1	0	4	75	25	0
SO	8	1	0	9	89	11	0
WA	5	0	1	6	83	0	17

QAP 57 Summary of Matrix Evaluations by Laboratory

Matrix	Evaluation Summary			Total Analyses	Evaluation Percentages		
	A	W	N		% A	% W	% N
Totals:	22	4	3	29	76%	14%	10%
Lab: ID	Institute of Radiation Protection and Dosimetry, IRD/ CNEN, Brazil						
AI	6	1	1	8	75	13	13
VE	6	0	0	6	100	0	0
SO	11	1	0	12	92	8	0
Totals:	23	2	1	26	88%	8%	4%
Lab: IL	ISU Environmental Assessment Laboratory, Pocatello, ID						
VE	0	2	1	3	0	67	33
WA	4	1	0	5	80	20	0
AI	4	1	0	5	80	20	0
Totals:	8	4	1	13	62%	31%	8%
Lab: IN	INEEL INTECH Radioanalytical Laboratory						
VE	3	0	0	3	100	0	0
SO	7	1	0	8	88	13	0
WA	7	2	0	9	78	22	0
AI	3	0	0	3	100	0	0
Totals:	20	3	0	23	87%	13%	0%
Lab: IO	Illinois Department of Nuclear Safety						
VE	2	0	0	2	100	0	0
AI	6	0	0	6	100	0	0
SO	7	1	0	8	88	13	0
WA	9	0	0	9	100	0	0
Totals:	24	1	0	25	96%	4%	0%
Lab: IS	Severn Trent Laboratories - St. Louis						
AI	8	4	0	12	67	33	0
VE	6	1	0	7	86	14	0
SO	12	2	0	14	86	14	0
WA	10	3	0	13	77	23	0
Totals:	36	10	0	46	78%	22%	0%
Lab: IT	STL Inc. Richland Washington						
AI	10	0	2	12	83	0	17
WA	11	0	2	13	85	0	15
VE	6	1	0	7	86	14	0
SO	11	2	0	13	85	15	0

QAP 57 Summary of Matrix Evaluations by Laboratory

Matrix	Evaluation Summary			Total Analyses	Evaluation Percentages		
	A	W	N		% A	% W	% N
Totals:	38	3	4	45	84%	7%	9%
Lab: JL Jefferson Lab, Newport News, VA							
WA	9	0	0	9	100	0	0
AI	9	0	0	9	100	0	0
Totals:	18	0	0	18	100%	0%	0%
Lab: KA Knolls Atomic Power Lab, Schenectady							
SO	4	0	0	4	100	0	0
WA	9	0	0	9	100	0	0
AI	2	0	0	2	100	0	0
Totals:	15	0	0	15	100%	0%	0%
Lab: KR Korea Atomic Energy Research Institute							
AI	6	0	0	6	100	0	0
VE	4	0	0	4	100	0	0
SO	7	1	0	8	88	13	0
WA	6	1	0	7	86	14	0
Totals:	23	2	0	25	92%	8%	0%
Lab: KS Radiochemistry Laboratory, DHEL, KDHE, Kansas							
AI	3	0	1	4	75	0	25
WA	5	1	0	6	83	17	0
VE	3	1	0	4	75	25	0
SO	3	1	0	4	75	25	0
Totals:	14	3	1	18	78%	17%	6%
Lab: LA Los Alamos National Laboratory, NM							
VE	15	0	0	15	100	0	0
SO	11	13	5	29	38	45	17
WA	19	2	0	21	90	10	0
Totals:	45	15	5	65	69%	23%	8%
Lab: LB Lawrence Berkeley Lab UCB							
VE	2	1	0	3	67	33	0
SO	3	1	0	4	75	25	0
WA	2	1	0	3	67	33	0
AI	5	0	0	5	100	0	0

QAP 57 Summary of Matrix Evaluations by Laboratory

Matrix	Evaluation Summary			Total Analyses	Evaluation Percentages		
	A	W	N		% A	% W	% N
Totals:	12	3	0	15	80%	20%	0%
Lab: LL LLNL Chemistry and Material Science/Environmental							
VE	1	0	0	1	100	0	0
SO	5	1	1	7	71	14	14
WA	6	1	1	8	75	13	13
AI	0	3	0	3	0	100	0
Totals:	12	5	2	19	63%	26%	11%
Lab: LM American Radiation Services of New Mexico, Los Alamos							
VE	3	1	0	4	75	25	0
AI	1	1	0	2	50	50	0
SO	9	0	0	9	100	0	0
WA	5	0	1	6	83	0	17
Totals:	18	2	1	21	86%	10%	5%
Lab: LN Los Alamos National Lab, ES&H							
WA	2	1	1	4	50	25	25
AI	4	1	0	5	80	20	0
Totals:	6	2	1	9	67%	22%	11%
Lab: LV UNLV, Dept of Health Physics							
VE	1	2	1	4	25	50	25
SO	6	3	0	9	67	33	0
WA	8	0	0	8	100	0	0
AI	5	0	1	6	83	0	17
Totals:	20	5	2	27	74%	19%	7%
Lab: LW Lawrence Livermore National Lab, Waste							
SO	6	1	0	7	86	14	0
WA	8	2	1	11	73	18	9
Totals:	14	3	1	18	78%	17%	6%
Lab: ME Radiation Control Program, Jamaica Plain, MA							
SO	14	4	0	18	78	22	0
VE	4	2	0	6	67	33	0
AI	11	1	0	12	92	8	0
WA	7	3	0	10	70	30	0

QAP 57 Summary of Matrix Evaluations by Laboratory

Matrix	Evaluation Summary			Total Analyses	Evaluation Percentages		
	A	W	N		% A	% W	% N
Totals:	36	10	0	46	78%	22%	0%
Lab: MH Maine Health & Environmental Testing Laboratory							
WA	2	1	0	3	67	33	0
AI	1	1	0	2	50	50	0
Totals:	3	2	0	5	60%	40%	0%
Lab: MI Massachusetts Institute of Technology							
WA	11	1	2	14	79	7	14
AI	5	0	0	5	100	0	0
Totals:	16	1	2	19	84%	5%	11%
Lab: ML BWXT of Ohio, Mound, Miamisburg, Ohio							
SO	3	0	0	3	100	0	0
WA	5	0	0	5	100	0	0
VE	1	0	0	1	100	0	0
AI	4	0	0	4	100	0	0
Totals:	13	0	0	13	100%	0%	0%
Lab: MS Manufacturing Sciences Corporation, Oak Ridge							
SO	6	0	0	6	100	0	0
WA	2	1	0	3	67	33	0
AI	3	1	1	5	60	20	20
Totals:	11	2	1	14	79%	14%	7%
Lab: MX Laboratory of Radiochimica CREN-U of Zacatecas, Mexico							
SO	0	0	1	1	0	0	100
Totals:	0	0	1	1	0%	0%	100%
Lab: MY FUSRAP Maywood Mobile Laboratory, NJ							
SO	17	3	1	21	81	14	5
Totals:	17	3	1	21	81%	14%	5%
Lab: MZ Comisi=n Nacional de Seguridad Nuclear y Salvaguardias, Mexico							
SO	0	4	6	10	0	40	60
AI	6	3	13	22	27	14	59

QAP 57 Summary of Matrix Evaluations by Laboratory

Matrix	Evaluation Summary			Total Analyses	Evaluation Percentages		
	A	W	N		% A	% W	% N
Totals:	6	7	19	32	19%	22%	59%
Lab: NA US EPA NAREL, Montgomery, AL							
SO	10	0	0	10	100	0	0
WA	7	3	0	10	70	30	0
AI	7	1	0	8	88	13	0
VE	4	1	0	5	80	20	0
Totals:	28	5	0	33	85%	15%	0%
Lab: ND Dept. of Environmental Health and Safety, NC State University							
AI	5	0	0	5	100	0	0
Totals:	5	0	0	5	100%	0%	0%
Lab: NF Nuclear Fuel Services, Erwin, TN							
WA	5	1	1	7	71	14	14
Totals:	5	1	1	7	71%	14%	14%
Lab: NJ NJ Department of Health and Senior Services							
VE	18	0	0	18	100	0	0
SO	16	7	20	43	37	16	47
WA	34	2	3	39	87	5	8
AI	3	15	0	18	17	83	0
Totals:	71	24	23	118	60%	20%	19%
Lab: NL Fluor Daniel Fernald, Inc., Ohio							
AI	1	0	0	1	100	0	0
SO	0	1	0	1	0	100	0
WA	3	0	0	3	100	0	0
Totals:	4	1	0	5	80%	20%	0%
Lab: NM Environmental Evaluation Group, Carlsbad, NM							
AI	3	2	0	5	60	40	0
SO	10	2	0	12	83	17	0
WA	1	4	0	5	20	80	0
Totals:	14	8	0	22	64%	36%	0%
Lab: NP JAF Environmental Laboratory, New York Power Authority							
WA	5	0	0	5	100	0	0

QAP 57 Summary of Matrix Evaluations by Laboratory

Matrix	Evaluation Summary			Total Analyses	Evaluation Percentages		
	A	W	N		% A	% W	% N
AI	4	0	0	4	100	0	0
Totals:	9	0	0	9	100%	0%	0%
Lab: NQ New Mexico Department of Health, Albuquerque							
SO	11	1	0	12	92	8	0
WA	9	1	0	10	90	10	0
AI	9	1	0	10	90	10	0
Totals:	29	3	0	32	91%	9%	0%
Lab: NR Naval Reactors Facility Chemistry, Scoville, ID							
SO	1	0	0	1	100	0	0
WA	2	1	0	3	67	33	0
VE	1	0	0	1	100	0	0
AI	2	1	0	3	67	33	0
Totals:	6	2	0	8	75%	25%	0%
Lab: NZ National Radiation Laboratory, New Zealand							
AI	4	0	0	4	100	0	0
VE	0	0	3	3	0	0	100
SO	8	1	0	9	89	11	0
WA	3	0	1	4	75	0	25
Totals:	15	1	4	20	75%	5%	20%
Lab: OB OBG Laboratories, East Syracuse, NY							
AI	1	1	0	2	50	50	0
SO	10	3	1	14	71	21	7
WA	6	4	0	10	60	40	0
Totals:	17	8	1	26	65%	31%	4%
Lab: OC Radiation Protection Service Laboratory, Ontario, Canada							
VE	1	2	0	3	33	67	0
SO	6	0	1	7	86	0	14
WA	6	0	1	7	86	0	14
AI	5	0	0	5	100	0	0
Totals:	18	2	2	22	82%	9%	9%
Lab: OD ORNL, Radiobioassay Lab							
WA	10	0	0	10	100	0	0
AI	4	0	0	4	100	0	0

QAP 57 Summary of Matrix Evaluations by Laboratory

Matrix	Evaluation Summary			Total Analyses	Evaluation Percentages		
	A	W	N		% A	% W	% N
Totals:	14	0	0	14	100%	0%	0%
Lab: OH Ohio Dept Of Health Laboratory, Columbus							
VE	3	0	0	3	100	0	0
SO	7	0	0	7	100	0	0
WA	5	1	1	7	71	14	14
AI	0	3	0	3	0	100	0
Totals:	15	4	1	20	75%	20%	5%
Lab: OK Southwest Laboratory of Oklahoma							
SO	5	1	0	6	83	17	0
WA	7	1	0	8	88	13	0
Totals:	12	2	0	14	86%	14%	0%
Lab: OT ORNL Radioactive Material Analysis Lab							
SO	2	1	7	10	20	10	70
WA	9	2	0	11	82	18	0
AI	10	0	0	10	100	0	0
VE	6	1	0	7	86	14	0
Totals:	27	4	7	38	71%	11%	18%
Lab: OU Outreach Laboratory, Broken Arrow, OK							
AI	3	1	1	5	60	20	20
VE	1	2	0	3	33	67	0
SO	2	3	1	6	33	50	17
WA	5	5	0	10	50	50	0
Totals:	11	11	2	24	46%	46%	8%
Lab: PA BWXT Pantex, Amarillo, TX							
AI	10	0	0	10	100	0	0
Totals:	10	0	0	10	100%	0%	0%
Lab: PC pCi/Labs, Inc., Orangeburg, NY							
AI	2	0	0	2	100	0	0
WA	2	0	0	2	100	0	0
Totals:	4	0	0	4	100%	0%	0%

QAP 57 Summary of Matrix Evaluations by Laboratory

Matrix	Evaluation Summary			Total Analyses	Evaluation Percentages		
	A	W	N		% A	% W	% N
Lab: PK Pakistan Institute of Nuclear Science & Technology							
SO	7	1	0	8	88	13	0
AI	2	1	0	3	67	33	0
Totals:	9	2	0	11	82%	18%	0%
Lab: PO Institute of Oceanology PAN, Poland							
AI	3	0	1	4	75	0	25
VE	2	0	2	4	50	0	50
SO	6	1	0	7	86	14	0
Totals:	11	1	3	15	73%	7%	20%
Lab: PR Princeton Plasma Physics Lab							
WA	4	0	0	4	100	0	0
AI	2	1	0	3	67	33	0
Totals:	6	1	0	7	86%	14%	0%
Lab: PS PA-DEP Bureau of Radiation Protection, Harrisburg							
VE	2	0	4	6	33	0	67
SO	3	4	4	11	27	36	36
WA	10	2	0	12	83	17	0
AI	6	4	1	11	55	36	9
Totals:	21	10	9	40	53%	25%	23%
Lab: RA V. G. Khlopin Radium Institute, St. Petersburg, Russia							
AI	7	0	0	7	100	0	0
VE	6	0	0	6	100	0	0
SO	10	2	0	12	83	17	0
Totals:	23	2	0	25	92%	8%	0%
Lab: RB Research Department of a Radiative Metrology, Belarus							
AI	5	1	0	6	83	17	0
WA	3	1	0	4	75	25	0
VE	3	2	0	5	60	40	0
SO	7	2	0	9	78	22	0
Totals:	18	6	0	24	75%	25%	0%
Lab: RG Thermo Nutech Rocky Flats Plant, Golden							
WA	1	1	0	2	50	50	0

QAP 57 Summary of Matrix Evaluations by Laboratory

Matrix	Evaluation Summary			Total Analyses	Evaluation Percentages		
	A	W	N		% A	% W	% N
Totals:	1	1	0	2	50%	50%	0%
Lab: RI Fluor Hanford, Inc., 222S Lab.							
AI	6	3	0	9	67	33	0
WA	9	1	3	13	69	8	23
VE	2	0	3	5	40	0	60
SO	6	0	4	10	60	0	40
Totals:	23	4	10	37	62%	11%	27%
Lab: RK Rock Island Arsenal, Illinois							
AI	1	1	0	2	50	50	0
Totals:	1	1	0	2	50%	50%	0%
Lab: RM RMI Environmental Services, Ashtabula, OH							
SO	7	0	0	7	100	0	0
WA	4	0	0	4	100	0	0
AI	4	0	0	4	100	0	0
Totals:	15	0	0	15	100%	0%	0%
Lab: RU Research Institute of Radiology, Belarus							
VE	4	1	0	5	80	20	0
SO	5	3	1	9	56	33	11
WA	3	4	0	7	43	57	0
AI	4	0	1	5	80	0	20
Totals:	16	8	2	26	62%	31%	8%
Lab: SA Sandia Labs Radioactive Sample Diag. Prog., NM							
SO	0	1	1	2	0	50	50
WA	9	0	0	9	100	0	0
AI	4	1	0	5	80	20	0
Totals:	13	2	1	16	81%	13%	6%
Lab: SB SC Dept. of Health and Environment Control Radiological Lab							
VE	2	1	0	3	67	33	0
AI	4	1	0	5	80	20	0
SO	3	0	0	3	100	0	0
WA	4	2	0	6	67	33	0
Totals:	13	4	0	17	76%	24%	0%

QAP 57 Summary of Matrix Evaluations by Laboratory

Matrix	Evaluation Summary			Total Analyses	Evaluation Percentages		
	A	W	N		% A	% W	% N
Lab: SD STL Denver							
VE	3	2	1	6	50	33	17
SO	16	0	0	16	100	0	0
WA	10	3	0	13	77	23	0
AI	11	1	1	13	85	8	8
Totals:	40	6	2	48	83%	13%	4%
Lab: SE Swedish Defence Research Agency (FOI)							
VE	8	2	0	10	80	20	0
SO	11	4	1	16	69	25	6
WA	9	3	0	12	75	25	0
AI	7	2	0	9	78	22	0
Totals:	35	11	1	47	74%	23%	2%
Lab: SI Jozef Stefan Institute, Slovenia							
WA	8	0	0	8	100	0	0
AI	10	0	0	10	100	0	0
VE	4	0	0	4	100	0	0
SO	10	1	0	11	91	9	0
Totals:	32	1	0	33	97%	3%	0%
Lab: SK Savannah River Plant							
WA	13	1	0	14	93	7	0
Totals:	13	1	0	14	93%	7%	0%
Lab: SL Stanford Linear Accelerator Center							
SO	2	0	0	2	100	0	0
WA	2	0	4	6	33	0	67
Totals:	4	0	4	8	50%	0%	50%
Lab: SN Sanford Cohen Associates, Inc., Montgomery, AL							
VE	5	1	1	7	71	14	14
SO	12	1	0	13	92	8	0
WA	12	1	0	13	92	8	0
AI	10	1	0	11	91	9	0
Totals:	39	4	1	44	89%	9%	2%
Lab: SR Savannah River Environmental Laboratory							
VE	5	1	1	7	71	14	14
AI	7	4	0	11	64	36	0

QAP 57 Summary of Matrix Evaluations by Laboratory

Matrix	Evaluation Summary			Total Analyses	Evaluation Percentages		
	A	W	N		% A	% W	% N
SO	9	2	3	14	64	14	21
WA	10	2	0	12	83	17	0
Totals:	31	9	4	44	70%	20%	9%
Lab: ST SC DHEC, Aiken, South Carolina							
WA	1	0	0	1	100	0	0
Totals:	1	0	0	1	100%	0%	0%
Lab: SV Institute of Occupational Safety, Slovenia							
VE	4	1	0	5	80	20	0
SO	7	3	0	10	70	30	0
AI	3	1	0	4	75	25	0
Totals:	14	5	0	19	74%	26%	0%
Lab: SW Southwest Research Institute, San Antonio, TX							
WA	4	1	1	6	67	17	17
SO	5	2	2	9	56	22	22
VE	0	0	3	3	0	0	100
AI	4	1	1	6	67	17	17
Totals:	13	4	7	24	54%	17%	29%
Lab: SX Saxton Nuclear Experimental Corp., Saxton, PA							
VE	3	0	0	3	100	0	0
SO	2	0	0	2	100	0	0
WA	3	0	0	3	100	0	0
AI	0	3	0	3	0	100	0
Totals:	8	3	0	11	73%	27%	0%
Lab: SY Syrian Arab Republic Atomic Energy Commission							
VE	1	0	2	3	33	0	67
SO	10	0	0	10	100	0	0
WA	4	1	0	5	80	20	0
Totals:	15	1	2	18	83%	6%	11%
Lab: TE Environmental Inc., Northbrook, IL							
WA	9	2	0	11	82	18	0
AI	5	1	4	10	50	10	40
SO	7	1	3	11	64	9	27
VE	4	3	0	7	57	43	0

QAP 57 Summary of Matrix Evaluations by Laboratory

Matrix	Evaluation Summary			Total Analyses	Evaluation Percentages		
	A	W	N		% A	% W	% N
Totals:	25	7	7	39	64%	18%	18%
Lab: TI	Teledyne Brown Engineering Environmental Services, Knoxville, TN						
SO	6	2	3	11	55	18	27
WA	7	3	0	10	70	30	0
AI	8	3	1	12	67	25	8
VE	6	1	0	7	86	14	0
Totals:	27	9	4	40	68%	23%	10%
Lab: TM	Eberline Services Albuquerque Lab, NM						
WA	8	3	0	11	73	27	0
AI	5	4	1	10	50	40	10
SO	9	0	3	12	75	0	25
VE	5	1	1	7	71	14	14
Totals:	27	8	5	40	68%	20%	13%
Lab: TN	Eberline Services, Richmond, CA						
VE	4	3	0	7	57	43	0
SO	8	4	1	13	62	31	8
WA	12	1	0	13	92	8	0
AI	11	1	0	12	92	8	0
Totals:	35	9	1	45	78%	20%	2%
Lab: TO	Eberline Services Oak Ridge Laboratory						
AI	10	1	0	11	91	9	0
VE	7	0	0	7	100	0	0
SO	14	0	0	14	100	0	0
WA	10	3	0	13	77	23	0
Totals:	41	4	0	45	91%	9%	0%
Lab: TP	Taiwan Power Company, Taipei, Taiwan						
AI	5	1	0	6	83	17	0
WA	6	1	0	7	86	14	0
VE	4	0	0	4	100	0	0
SO	8	0	0	8	100	0	0
Totals:	23	2	0	25	92%	8%	0%
Lab: TQ	Institute of Nuclear Energy Research, Taiwan						
SO	8	0	0	8	100	0	0
WA	7	0	0	7	100	0	0
VE	3	1	0	4	75	25	0

QAP 57 Summary of Matrix Evaluations by Laboratory

Matrix	Evaluation Summary			Total Analyses	Evaluation Percentages		
	A	W	N		% A	% W	% N
AI	6	0	0	6	100	0	0
Totals:	24	1	0	25	96%	4%	0%
Lab: TT Tracer Technologies International, Inc., Cleveland							
WA	5	0	0	5	100	0	0
Totals:	5	0	0	5	100%	0%	0%
Lab: TW Taiwan Radiation Monitoring Center							
VE	4	0	0	4	100	0	0
SO	9	0	0	9	100	0	0
WA	9	0	0	9	100	0	0
AI	3	0	0	3	100	0	0
Totals:	25	0	0	25	100%	0%	0%
Lab: TX Texas Dept. of Health/Laboratories, Austin							
VE	3	2	0	5	60	40	0
SO	11	1	0	12	92	8	0
WA	11	0	0	11	100	0	0
AI	7	1	1	9	78	11	11
Totals:	32	4	1	37	86%	11%	3%
Lab: UC United States Enrichment Corporation, Paducah, KY							
WA	8	0	0	8	100	0	0
VE	2	1	1	4	50	25	25
SO	3	1	0	4	75	25	0
AI	1	1	4	6	17	17	67
Totals:	14	3	5	22	64%	14%	23%
Lab: UG USGS Menlo Park WRD sediment radioisotope laboratory							
SO	6	0	0	6	100	0	0
Totals:	6	0	0	6	100%	0%	0%
Lab: UL USL16, New York							
AI	2	1	0	3	67	33	0
Totals:	2	1	0	3	67%	33%	0%
Lab: US Unitech, Springfield, MA							
WA	3	1	0	4	75	25	0

QAP 57 Summary of Matrix Evaluations by Laboratory

Matrix	Evaluation Summary			Total Analyses	Evaluation Percentages		
	A	W	N		% A	% W	% N
Totals:	3	1	0	4	75%	25%	0%
Lab: UY BWXT Y-12, L.L.C. Analytical Chemistry Organization Oak Ridge							
VE	6	1	1	8	75	13	13
SO	10	0	0	10	100	0	0
WA	11	1	0	12	92	8	0
AI	9	1	0	10	90	10	0
Totals:	36	3	1	40	90%	8%	3%
Lab: WA Environmental Radiation Lab, Off. of Public Health Labs, Seattle							
WA	12	1	0	13	92	8	0
AI	7	5	0	12	58	42	0
SO	12	2	1	15	80	13	7
VE	5	3	0	8	63	38	0
Totals:	36	11	1	48	75%	23%	2%
Lab: WC Fluor Hanford WSCE, Waste Sampling and Characterization Facility							
SO	5	0	2	7	71	0	29
WA	10	1	1	12	83	8	8
AI	8	3	0	11	73	27	0
VE	6	1	0	7	86	14	0
Totals:	29	5	3	37	78%	14%	8%
Lab: WE Antech Ltd.-Waltz Mill Site, PA							
VE	4	0	0	4	100	0	0
AI	9	0	2	11	82	0	18
SO	7	0	0	7	100	0	0
WA	7	4	0	11	64	36	0
Totals:	27	4	2	33	82%	12%	6%
Lab: WI WIPP Site, Westinghouse Electric Corp.							
VE	10	5	3	18	56	28	17
SO	25	5	3	33	76	15	9
WA	19	5	0	24	79	21	0
AI	23	2	0	25	92	8	0
Totals:	77	17	6	100	77%	17%	6%
Lab: WN State Health Radiation Protection Section, Madison, WI							
VE	2	1	9	12	17	8	75
SO	6	18	0	24	25	75	0
WA	11	0	1	12	92	0	8

QAP 57 Summary of Matrix Evaluations by Laboratory

Matrix	Evaluation Summary			Total Analyses	Evaluation Percentages		
	A	W	N		% A	% W	% N
AI	8	3	1	12	67	25	8
Totals:	27	22	11	60	45%	37%	18%
Lab: WO Wisconsin State Lab of Hygiene							
VE	6	0	0	6	100	0	0
WA	12	4	0	16	75	25	0
SO	10	2	0	12	83	17	0
AI	8	2	0	10	80	20	0
Totals:	36	8	0	44	82%	18%	0%
Lab: WT Waste Stream Technology, Buffalo, NY							
SO	8	2	1	11	73	18	9
WA	5	1	0	6	83	17	0
AI	4	1	0	5	80	20	0
VE	2	1	0	3	67	33	0
Totals:	19	5	1	25	76%	20%	4%
Lab: WV West Valley Nuclear Services, NY							
WA	7	0	0	7	100	0	0
AI	3	2	0	5	60	40	0
Totals:	10	2	0	12	83%	17%	0%
Lab: WW West Valley Radiation Protection, NY							
SO	13	10	4	27	48	37	15
AI	13	0	0	13	100	0	0
Totals:	26	10	4	40	65%	25%	10%
Lab: YA Framatome ANP DE&S Environmental Laboratory							
VE	3	0	0	3	100	0	0
AI	6	0	0	6	100	0	0
SO	6	0	0	6	100	0	0
WA	9	1	0	10	90	10	0
Totals:	24	1	0	25	96%	4%	0%
Lab: YP US Army Proving Ground, Yuma, AZ							
SO	1	0	0	1	100	0	0
WA	1	0	0	1	100	0	0
AI	1	0	0	1	100	0	0

QAP 57 Summary of Matrix Evaluations by Laboratory

Matrix	Evaluation Summary			Total Analyses	Evaluation Percentages		
	A	W	N		% A	% W	% N
Totals:	3	0	0	3	100%	0%	0%
Lab: YU Institute of Occupational and Radiological Health, Serbia							
SO	7	0	0	7	100	0	0
WA	5	0	0	5	100	0	0
AI	5	0	1	6	83	0	17
VE	2	1	0	3	67	33	0
Totals:	19	1	1	21	90%	5%	5%
Lab: ZC Ruder Boskovic Institute Radioecology, Croatia							
VE	0	2	2	4	0	50	50
SO	2	6	0	8	25	75	0
WA	4	1	0	5	80	20	0
Totals:	6	9	2	17	35%	53%	12%

QAP 57 Summary of Laboratory Evaluations by Matrix**Matrix: AI Air Filter**

Labcode	Evaluation Summary			Total Analyses	Evaluation Percentages		
	A	W	N		% A	% W	% N
AC	3	0	0	3	100	0	0
AF	6	0	0	6	100	0	0
AG	6	1	1	8	75	13	13
AI	5	6	3	14	36	43	21
AM	7	2	2	11	64	18	18
AN	7	2	0	9	78	22	0
AP	0	0	1	1	0	0	100
AT	12	0	0	12	100	0	0
AU	10	0	0	10	100	0	0
AV	3	1	0	4	75	25	0
BA	2	1	0	3	67	33	0
BC	1	0	1	2	50	0	50
BE	11	1	0	12	92	8	0
BM	8	0	0	8	100	0	0
BN	3	2	0	5	60	40	0
BP	8	2	0	10	80	20	0
BQ	7	1	0	8	88	13	0
BU	5	0	4	9	56	0	44
BX	6	2	3	11	55	18	27
CA	7	1	0	8	88	13	0
CB	3	5	0	8	38	63	0
CD	4	0	0	4	100	0	0
CE	6	0	0	6	100	0	0
CG	4	1	0	5	80	20	0
CH	9	3	0	12	75	25	0
CN	3	0	0	3	100	0	0
CP	2	0	0	2	100	0	0
CS	3	0	0	3	100	0	0
CU	4	0	0	4	100	0	0
DH	3	2	1	6	50	33	17
EC	4	20	6	30	13	67	20
EG	8	1	0	9	89	11	0
EP	5	0	0	5	100	0	0
FE	2	0	0	2	100	0	0
FG	4	0	1	5	80	0	20
FL	4	0	0	4	100	0	0
FM	4	0	0	4	100	0	0
FN	5	0	0	5	100	0	0
FU	1	1	0	2	50	50	0
GA	10	0	0	10	100	0	0
GC	9	0	0	9	100	0	0
GE	9	2	1	12	75	17	8
GT	7	1	1	9	78	11	11
HC	2	0	0	2	100	0	0
HU	6	2	2	10	60	20	20
ID	6	1	1	8	75	13	13
IL	4	1	0	5	80	20	0
IN	3	0	0	3	100	0	0
IO	6	0	0	6	100	0	0
IS	8	4	0	12	67	33	0
IT	10	0	2	12	83	0	17
JL	9	0	0	9	100	0	0
KA	2	0	0	2	100	0	0
KR	6	0	0	6	100	0	0

QAP 57 Summary of Laboratory Evaluations by Matrix**Matrix: AI Air Filter**

Labcode	Evaluation Summary			Total Analyses	Evaluation Percentages		
	A	W	N		% A	% W	% N
KS	3	0	1	4	75	0	25
LB	5	0	0	5	100	0	0
LL	0	3	0	3	0	100	0
LM	1	1	0	2	50	50	0
LN	4	1	0	5	80	20	0
LV	5	0	1	6	83	0	17
ME	11	1	0	12	92	8	0
MH	1	1	0	2	50	50	0
MI	5	0	0	5	100	0	0
ML	4	0	0	4	100	0	0
MS	3	1	1	5	60	20	20
MZ	6	3	13	22	27	14	59
NA	7	1	0	8	88	13	0
ND	5	0	0	5	100	0	0
NJ	3	15	0	18	17	83	0
NL	1	0	0	1	100	0	0
NM	3	2	0	5	60	40	0
NP	4	0	0	4	100	0	0
NQ	9	1	0	10	90	10	0
NR	2	1	0	3	67	33	0
NZ	4	0	0	4	100	0	0
OB	1	1	0	2	50	50	0
OC	5	0	0	5	100	0	0
OD	4	0	0	4	100	0	0
OH	0	3	0	3	0	100	0
OT	10	0	0	10	100	0	0
OU	3	1	1	5	60	20	20
PA	10	0	0	10	100	0	0
PC	2	0	0	2	100	0	0
PK	2	1	0	3	67	33	0
PO	3	0	1	4	75	0	25
PR	2	1	0	3	67	33	0
PS	6	4	1	11	55	36	9
RA	7	0	0	7	100	0	0
RB	5	1	0	6	83	17	0
RI	6	3	0	9	67	33	0
RK	1	1	0	2	50	50	0
RM	4	0	0	4	100	0	0
RU	4	0	1	5	80	0	20
SA	4	1	0	5	80	20	0
SB	4	1	0	5	80	20	0
SD	11	1	1	13	85	8	8
SE	7	2	0	9	78	22	0
SI	10	0	0	10	100	0	0
SN	10	1	0	11	91	9	0
SR	7	4	0	11	64	36	0
SV	3	1	0	4	75	25	0
SW	4	1	1	6	67	17	17
SX	0	3	0	3	0	100	0
TE	5	1	4	10	50	10	40
TI	8	3	1	12	67	25	8
TM	5	4	1	10	50	40	10
TN	11	1	0	12	92	8	0
TO	10	1	0	11	91	9	0

QAP 57 Summary of Laboratory Evaluations by Matrix**Matrix: AI Air Filter**

Labcode	Evaluation Summary			Total Analyses	Evaluation Percentages		
	A	W	N		% A	% W	% N
TP	5	1	0	6	83	17	0
TQ	6	0	0	6	100	0	0
TW	3	0	0	3	100	0	0
TX	7	1	1	9	78	11	11
UC	1	1	4	6	17	17	67
UL	2	1	0	3	67	33	0
UY	9	1	0	10	90	10	0
WA	7	5	0	12	58	42	0
WC	8	3	0	11	73	27	0
WE	9	0	2	11	82	0	18
WI	23	2	0	25	92	8	0
WN	8	3	1	12	67	25	8
WO	8	2	0	10	80	20	0
WT	4	1	0	5	80	20	0
WV	3	2	0	5	60	40	0
WW	13	0	0	13	100	0	0
YA	6	0	0	6	100	0	0
YP	1	0	0	1	100	0	0
YU	5	0	1	6	83	0	17
Totals 127 Labs:	680	161	67	908	75%	18%	7%

QAP 57 Summary of Laboratory Evaluations by Matrix**Matrix: SO Soil**

Labcode	Evaluation Summary			Total Analyses	Evaluation Percentages		
	A	W	N		% A	% W	% N
AC	0	3	3	6	0	50	50
AF	5	0	3	8	63	0	38
AG	11	0	1	12	92	0	8
AI	14	2	0	16	88	13	0
AM	12	1	0	13	92	8	0
AN	7	0	0	7	100	0	0
AT	12	0	0	12	100	0	0
AU	12	1	0	13	92	8	0
AV	6	3	0	9	67	33	0
BA	1	0	0	1	100	0	0
BE	11	1	1	13	85	8	8
BM	5	0	0	5	100	0	0
BN	7	0	0	7	100	0	0
BO	1	0	0	1	100	0	0
BQ	6	1	4	11	55	9	36
BU	10	2	2	14	71	14	14
BX	7	1	5	13	54	8	38
CA	3	0	0	3	100	0	0
CC	5	2	2	9	56	22	22
CD	6	1	0	7	86	14	0
CE	2	0	0	2	100	0	0
CF	5	1	4	10	50	10	40
CG	2	0	0	2	100	0	0
CH	15	0	0	15	100	0	0
CM	14	0	0	14	100	0	0
CN	5	1	0	6	83	17	0
CO	3	0	0	3	100	0	0
CP	7	0	0	7	100	0	0
CR	6	0	0	6	100	0	0
CS	8	0	0	8	100	0	0
CU	6	1	0	7	86	14	0
CW	3	0	0	3	100	0	0
DH	7	1	0	8	88	13	0
EC	35	10	0	45	78	22	0
EG	11	2	0	13	85	15	0
EP	2	0	0	2	100	0	0
FE	7	1	0	8	88	13	0
FG	3	2	0	5	60	40	0
FL	9	1	0	10	90	10	0
FN	7	0	0	7	100	0	0
FR	8	3	0	11	73	27	0
FS	7	0	0	7	100	0	0
FU	9	2	0	11	82	18	0
GA	9	2	2	13	69	15	15
GC	13	5	0	18	72	28	0
GE	13	1	0	14	93	7	0
GT	5	2	0	7	71	29	0
HT	1	3	0	4	25	75	0
HU	8	1	0	9	89	11	0
ID	11	1	0	12	92	8	0
IN	7	1	0	8	88	13	0
IO	7	1	0	8	88	13	0
IS	12	2	0	14	86	14	0
IT	11	2	0	13	85	15	0

QAP 57 Summary of Laboratory Evaluations by Matrix**Matrix: SO Soil**

Labcode	Evaluation Summary			Total Analyses	Evaluation Percentages		
	A	W	N		% A	% W	% N
KA	4	0	0	4	100	0	0
KR	7	1	0	8	88	13	0
KS	3	1	0	4	75	25	0
LA	11	13	5	29	38	45	17
LB	3	1	0	4	75	25	0
LL	5	1	1	7	71	14	14
LM	9	0	0	9	100	0	0
LV	6	3	0	9	67	33	0
LW	6	1	0	7	86	14	0
ME	14	4	0	18	78	22	0
ML	3	0	0	3	100	0	0
MS	6	0	0	6	100	0	0
MX	0	0	1	1	0	0	100
MY	17	3	1	21	81	14	5
MZ	0	4	6	10	0	40	60
NA	10	0	0	10	100	0	0
NJ	16	7	20	43	37	16	47
NL	0	1	0	1	0	100	0
NM	10	2	0	12	83	17	0
NQ	11	1	0	12	92	8	0
NR	1	0	0	1	100	0	0
NZ	8	1	0	9	89	11	0
OB	10	3	1	14	71	21	7
OC	6	0	1	7	86	0	14
OH	7	0	0	7	100	0	0
OK	5	1	0	6	83	17	0
OT	2	1	7	10	20	10	70
OU	2	3	1	6	33	50	17
PK	7	1	0	8	88	13	0
PO	6	1	0	7	86	14	0
PS	3	4	4	11	27	36	36
RA	10	2	0	12	83	17	0
RB	7	2	0	9	78	22	0
RI	6	0	4	10	60	0	40
RM	7	0	0	7	100	0	0
RU	5	3	1	9	56	33	11
SA	0	1	1	2	0	50	50
SB	3	0	0	3	100	0	0
SD	16	0	0	16	100	0	0
SE	11	4	1	16	69	25	6
SI	10	1	0	11	91	9	0
SL	2	0	0	2	100	0	0
SN	12	1	0	13	92	8	0
SR	9	2	3	14	64	14	21
SV	7	3	0	10	70	30	0
SW	5	2	2	9	56	22	22
SX	2	0	0	2	100	0	0
SY	10	0	0	10	100	0	0
TE	7	1	3	11	64	9	27
TI	6	2	3	11	55	18	27
TM	9	0	3	12	75	0	25
TN	8	4	1	13	62	31	8
TO	14	0	0	14	100	0	0
TP	8	0	0	8	100	0	0

QAP 57 Summary of Laboratory Evaluations by Matrix**Matrix: SO Soil**

Labcode	Evaluation Summary			Total Analyses	Evaluation Percentages		
	A	W	N		% A	% W	% N
TQ	8	0	0	8	100	0	0
TW	9	0	0	9	100	0	0
TX	11	1	0	12	92	8	0
UC	3	1	0	4	75	25	0
UG	6	0	0	6	100	0	0
UY	10	0	0	10	100	0	0
WA	12	2	1	15	80	13	7
WC	5	0	2	7	71	0	29
WE	7	0	0	7	100	0	0
WI	25	5	3	33	76	15	9
WN	6	18	0	24	25	75	0
WO	10	2	0	12	83	17	0
WT	8	2	1	11	73	18	9
WW	13	10	4	27	48	37	15
YA	6	0	0	6	100	0	0
YP	1	0	0	1	100	0	0
YU	7	0	0	7	100	0	0
ZC	2	6	0	8	25	75	0
Totals 126 Labs:	940	197	108	1245	76%	16%	9%

QAP 57 Summary of Laboratory Evaluations by Matrix**Matrix: VE Vegetation**

Labcode	Evaluation Summary			Total Analyses	Evaluation Percentages		
	A	W	N		% A	% W	% N
AC	1	2	0	3	33	67	0
AG	5	1	0	6	83	17	0
AI	4	1	3	8	50	13	38
AM	3	3	0	6	50	50	0
AT	5	0	1	6	83	0	17
AU	6	1	0	7	86	14	0
AV	2	1	1	4	50	25	25
BA	1	0	0	1	100	0	0
BE	7	0	0	7	100	0	0
BM	5	0	0	5	100	0	0
BN	3	0	0	3	100	0	0
BQ	2	1	0	3	67	33	0
BU	7	0	0	7	100	0	0
BX	5	1	1	7	71	14	14
CC	2	1	1	4	50	25	25
CD	3	0	0	3	100	0	0
CE	3	0	0	3	100	0	0
CF	6	0	0	6	100	0	0
CG	4	0	0	4	100	0	0
CH	7	0	0	7	100	0	0
CN	3	0	0	3	100	0	0
CO	5	1	0	6	83	17	0
CR	3	0	0	3	100	0	0
CS	3	0	0	3	100	0	0
CU	2	1	0	3	67	33	0
CW	2	0	0	2	100	0	0
EG	2	1	0	3	67	33	0
FL	4	0	0	4	100	0	0
FN	3	0	0	3	100	0	0
FR	4	0	0	4	100	0	0
FU	3	0	0	3	100	0	0
GA	3	3	0	6	50	50	0
GC	2	7	0	9	22	78	0
GE	7	0	0	7	100	0	0
GT	3	2	1	6	50	33	17
HU	3	1	0	4	75	25	0
ID	6	0	0	6	100	0	0
IL	0	2	1	3	0	67	33
IN	3	0	0	3	100	0	0
IO	2	0	0	2	100	0	0
IS	6	1	0	7	86	14	0
IT	6	1	0	7	86	14	0
KR	4	0	0	4	100	0	0
KS	3	1	0	4	75	25	0
LA	15	0	0	15	100	0	0
LB	2	1	0	3	67	33	0
LL	1	0	0	1	100	0	0
LM	3	1	0	4	75	25	0
LV	1	2	1	4	25	50	25
ME	4	2	0	6	67	33	0
ML	1	0	0	1	100	0	0
NA	4	1	0	5	80	20	0
NJ	18	0	0	18	100	0	0
NR	1	0	0	1	100	0	0

QAP 57 Summary of Laboratory Evaluations by Matrix**Matrix: VE Vegetation**

Labcode	Evaluation Summary			Total Analyses	Evaluation Percentages		
	A	W	N		% A	% W	% N
NZ	0	0	3	3	0	0	100
OC	1	2	0	3	33	67	0
OH	3	0	0	3	100	0	0
OT	6	1	0	7	86	14	0
OU	1	2	0	3	33	67	0
PO	2	0	2	4	50	0	50
PS	2	0	4	6	33	0	67
RA	6	0	0	6	100	0	0
RB	3	2	0	5	60	40	0
RI	2	0	3	5	40	0	60
RU	4	1	0	5	80	20	0
SB	2	1	0	3	67	33	0
SD	3	2	1	6	50	33	17
SE	8	2	0	10	80	20	0
SI	4	0	0	4	100	0	0
SN	5	1	1	7	71	14	14
SR	5	1	1	7	71	14	14
SV	4	1	0	5	80	20	0
SW	0	0	3	3	0	0	100
SX	3	0	0	3	100	0	0
SY	1	0	2	3	33	0	67
TE	4	3	0	7	57	43	0
TI	6	1	0	7	86	14	0
TM	5	1	1	7	71	14	14
TN	4	3	0	7	57	43	0
TO	7	0	0	7	100	0	0
TP	4	0	0	4	100	0	0
TQ	3	1	0	4	75	25	0
TW	4	0	0	4	100	0	0
TX	3	2	0	5	60	40	0
UC	2	1	1	4	50	25	25
UY	6	1	1	8	75	13	13
WA	5	3	0	8	63	38	0
WC	6	1	0	7	86	14	0
WE	4	0	0	4	100	0	0
WI	10	5	3	18	56	28	17
WN	2	1	9	12	17	8	75
WO	6	0	0	6	100	0	0
WT	2	1	0	3	67	33	0
YA	3	0	0	3	100	0	0
YU	2	1	0	3	67	33	0
ZC	0	2	2	4	0	50	50
Totals 96 Labs:	366	83	47	496	74%	17%	9%

QAP 57 Summary of Laboratory Evaluations by Matrix**Matrix: WA Water**

Labcode	Evaluation Summary			Total Analyses	Evaluation Percentages		
	A	W	N		% A	% W	% N
AC	4	1	0	5	80	20	0
AF	9	1	0	10	90	10	0
AG	9	0	2	11	82	0	18
AI	8	6	1	15	53	40	7
AM	7	2	3	12	58	17	25
AN	10	0	0	10	100	0	0
AP	0	0	2	2	0	0	100
AT	13	0	0	13	100	0	0
AU	10	2	0	12	83	17	0
AV	3	2	0	5	60	40	0
AW	3	1	0	4	75	25	0
BA	5	0	0	5	100	0	0
BE	9	3	1	13	69	23	8
BM	8	0	0	8	100	0	0
BN	4	1	1	6	67	17	17
BP	10	0	0	10	100	0	0
BQ	6	1	2	9	67	11	22
BU	11	0	0	11	100	0	0
BX	8	1	3	12	67	8	25
CA	13	1	0	14	93	7	0
CB	16	2	0	18	89	11	0
CC	6	1	1	8	75	13	13
CD	5	0	0	5	100	0	0
CE	6	1	0	7	86	14	0
CF	11	2	2	15	73	13	13
CG	5	1	0	6	83	17	0
CH	12	0	1	13	92	0	8
CM	10	2	0	12	83	17	0
CP	5	0	0	5	100	0	0
CR	5	1	2	8	63	13	25
CS	1	1	0	2	50	50	0
CU	3	1	1	5	60	20	20
CW	5	0	0	5	100	0	0
CZ	1	0	1	2	50	0	50
DH	5	0	1	6	83	0	17
EC	20	0	0	20	100	0	0
EG	9	2	0	11	82	18	0
EP	6	0	0	6	100	0	0
FE	7	0	0	7	100	0	0
FG	7	2	0	9	78	22	0
FL	8	0	0	8	100	0	0
FM	3	1	0	4	75	25	0
FN	6	0	0	6	100	0	0
FU	1	1	0	2	50	50	0
GA	9	2	0	11	82	18	0
GC	8	3	0	11	73	27	0
GE	9	3	1	13	69	23	8
GS	3	3	0	6	50	50	0
GT	9	1	1	11	82	9	9
HC	2	1	0	3	67	33	0
HT	4	0	0	4	100	0	0
HU	5	0	1	6	83	0	17
IL	4	1	0	5	80	20	0
IN	7	2	0	9	78	22	0

QAP 57 Summary of Laboratory Evaluations by Matrix**Matrix: WA Water**

Labcode	Evaluation Summary			Total Analyses	Evaluation Percentages		
	A	W	N		% A	% W	% N
IO	9	0	0	9	100	0	0
IS	10	3	0	13	77	23	0
IT	11	0	2	13	85	0	15
JL	9	0	0	9	100	0	0
KA	9	0	0	9	100	0	0
KR	6	1	0	7	86	14	0
KS	5	1	0	6	83	17	0
LA	19	2	0	21	90	10	0
LB	2	1	0	3	67	33	0
LL	6	1	1	8	75	13	13
LM	5	0	1	6	83	0	17
LN	2	1	1	4	50	25	25
LV	8	0	0	8	100	0	0
LW	8	2	1	11	73	18	9
ME	7	3	0	10	70	30	0
MH	2	1	0	3	67	33	0
MI	11	1	2	14	79	7	14
ML	5	0	0	5	100	0	0
MS	2	1	0	3	67	33	0
NA	7	3	0	10	70	30	0
NF	5	1	1	7	71	14	14
NJ	34	2	3	39	87	5	8
NL	3	0	0	3	100	0	0
NM	1	4	0	5	20	80	0
NP	5	0	0	5	100	0	0
NQ	9	1	0	10	90	10	0
NR	2	1	0	3	67	33	0
NZ	3	0	1	4	75	0	25
OB	6	4	0	10	60	40	0
OC	6	0	1	7	86	0	14
OD	10	0	0	10	100	0	0
OH	5	1	1	7	71	14	14
OK	7	1	0	8	88	13	0
OT	9	2	0	11	82	18	0
OU	5	5	0	10	50	50	0
PC	2	0	0	2	100	0	0
PR	4	0	0	4	100	0	0
PS	10	2	0	12	83	17	0
RB	3	1	0	4	75	25	0
RG	1	1	0	2	50	50	0
RI	9	1	3	13	69	8	23
RM	4	0	0	4	100	0	0
RU	3	4	0	7	43	57	0
SA	9	0	0	9	100	0	0
SB	4	2	0	6	67	33	0
SD	10	3	0	13	77	23	0
SE	9	3	0	12	75	25	0
SI	8	0	0	8	100	0	0
SK	13	1	0	14	93	7	0
SL	2	0	4	6	33	0	67
SN	12	1	0	13	92	8	0
SR	10	2	0	12	83	17	0
ST	1	0	0	1	100	0	0
SW	4	1	1	6	67	17	17

QAP 57 Summary of Laboratory Evaluations by Matrix**Matrix: WA Water**

Labcode	Evaluation Summary			Total Analyses	Evaluation Percentages		
	A	W	N		% A	% W	% N
SX	3	0	0	3	100	0	0
SY	4	1	0	5	80	20	0
TE	9	2	0	11	82	18	0
TI	7	3	0	10	70	30	0
TM	8	3	0	11	73	27	0
TN	12	1	0	13	92	8	0
TO	10	3	0	13	77	23	0
TP	6	1	0	7	86	14	0
TQ	7	0	0	7	100	0	0
TT	5	0	0	5	100	0	0
TW	9	0	0	9	100	0	0
TX	11	0	0	11	100	0	0
UC	8	0	0	8	100	0	0
US	3	1	0	4	75	25	0
UY	11	1	0	12	92	8	0
WA	12	1	0	13	92	8	0
WC	10	1	1	12	83	8	8
WE	7	4	0	11	64	36	0
WI	19	5	0	24	79	21	0
WN	11	0	1	12	92	0	8
WO	12	4	0	16	75	25	0
WT	5	1	0	6	83	17	0
WV	7	0	0	7	100	0	0
YA	9	1	0	10	90	10	0
YP	1	0	0	1	100	0	0
YU	5	0	0	5	100	0	0
ZC	4	1	0	5	80	20	0
Totals 135 Labs:	959	155	52	1166	82%	13%	4%

QAP 57 Summary of Matrix Evaluations by Radionuclide**Matrix:** Air Filter

Radio- Nuclide	Evaluation Summary			Total Analyses	Evaluation Percentages		
	A	W	N		% A	% W	% N
CO60	107	24	4	135	79	18	3
U238	25	8	3	36	69	22	8
Bq U	8	3	2	13	62	23	15
CS137	110	24	3	137	80	18	2
Gross Alpha	72	16	9	97	74	16	9
Gross Beta	67	21	14	102	66	21	14
MN54	108	21	6	135	80	16	4
PU238	20	21	4	45	44	47	9
PU239	38	2	6	46	83	4	13
SR90	36	6	0	42	86	14	0
ug U	13	1	4	18	72	6	22
U234	27	3	3	33	82	9	9
AM241	51	11	9	71	72	15	13
Totals:	682	161	67	910	75%	18%	7%

QAP 57 Summary of Matrix Evaluations by Radionuclide**Matrix:** Soil

Radio- Nuclide	Evaluation Summary			Total Analyses	Evaluation Percentages		
	A	W	N		% A	% W	% N
PB214	87	15	15	117	74	13	13
AM241	68	21	1	90	76	23	1
ug U	20	3	6	29	69	10	21
CS137	123	20	5	148	83	14	3
Bq U	9	5	3	17	53	29	18
BI214	77	22	15	114	68	19	13
BI212	65	16	7	88	74	18	8
K40	113	17	2	132	86	13	2
TH234	50	6	6	62	81	10	10
U238	31	6	7	44	70	14	16
SR90	42	12	5	59	71	20	8
U234	26	6	9	41	63	15	22
PU238	23	0	0	23	100	0	0
AC228	83	21	10	114	73	18	9
PB212	77	21	10	108	71	19	9
PU239	46	6	7	59	78	10	12
Totals:	940	197	108	1245	76%	16%	9%

QAP 57 Summary of Matrix Evaluations by Radionuclide**Matrix:** Vegetation

Radio- Nuclide	Evaluation Summary			Total Analyses	Evaluation Percentages		
	A	W	N		% A	% W	% N
AM241	39	14	3	56	70	25	5
PU239	31	6	7	44	70	14	16
PU238	3	1	0	4	75	25	0
K40	81	12	9	102	79	12	9
CS137	84	18	10	112	75	16	9
CO60	77	19	10	106	73	18	9
CM244	18	4	2	24	75	17	8
SR90	33	9	6	48	69	19	13
Totals:	366	83	47	496	74%	17%	9%

QAP 57 Summary of Matrix Evaluations by Radionuclide**Matrix:** Water

Radio- Nuclide	Evaluation Summary			Total Analyses	Evaluation Percentages		
	A	W	N		% A	% W	% N
Bq U	19	5	0	24	79	21	0
CO60	133	12	3	148	90	8	2
CS134	116	19	4	139	83	14	3
CS137	140	11	0	151	93	7	0
Gross Alpha	54	20	17	91	59	22	19
Gross Beta	87	5	4	96	91	5	4
H3	78	9	9	96	81	9	9
PU238	42	16	0	58	72	28	0
PU239	54	6	0	60	90	10	0
SR90	58	9	4	71	82	13	6
ug U	30	5	1	36	83	14	3
U234	38	9	4	51	75	18	8
U238	40	12	2	54	74	22	4
AM241	73	17	4	94	78	18	4
Totals:	962	155	52	1169	82%	13%	4%

QAP 57 EML Results**Environmental Measurements Laboratory, New York, NY**

Matrix	Radionuclide	EML Value	EML Error
0209AIAA	238Pu	0.119	0.003
	Gross Alpha	0.287	0.029
	239Pu	0.206	0.002
	54Mn	52.200	1.170
	ug U	18.590	0.340
	Bq U	0.467	0.008
	238U	0.230	0.006
	234U	0.228	0.006
	137Cs	32.500	0.777
	90Sr	5.561	0.119
	60Co	23.000	0.059
	Gross Beta	0.871	0.087
	241Am	0.191	0.004

pCi/g or mL = Bq x 0.027

QAP 57 EML Results**Environmental Measurements Laboratory, New York, NY**

Matrix	Radionuclide	EML Value	EML Error
0209SOAA	Bq U	87.210	7.300
	241Am	6.767	0.301
	239Pu	12.903	0.465
	238Pu	19.203	0.855
	ug U	3.610	0.320
	238U	44.890	3.200
	234U	42.320	3.100
	137Cs	829.330	41.580
	214Pb	35.200	1.510
	40K	637.670	34.260
	212Pb	43.430	2.710
	90Sr	41.160	0.253
	212Bi	45.930	4.510
	228Ac	42.300	1.560
	234Th	48.400	4.830
214Bi	33.630	1.560	

pCi/g or mL = Bq x 0.027

QAP 57 EML Results

Environmental Measurements Laboratory, New York, NY

Matrix	Radionuclide	EML Value	EML Error
0209VEAA	241Am	2.253	0.100
	239Pu	3.427	0.149
	238Pu	0.277	0.037
	137Cs	300.670	15.250
	90Sr	476.260	6.673
	60Co	9.660	0.630
	40K	1480.000	77.800
	244Cm	1.247	0.065

pCi/g or mL = Bq x 0.027

QAP 57 EML Results**Environmental Measurements Laboratory, New York, NY**

Matrix	Radionuclide	EML Value	EML Error
0209WAAA	3H	227.300	5.615
	Bq U	6.836	0.266
	241Am	3.043	0.082
	239Pu	2.070	0.074
	238Pu	4.331	0.117
	ug U	0.273	0.012
	238U	3.370	0.140
	234U	3.323	0.114
	137Cs	81.430	4.280
	60Co	268.670	9.710
	134Cs	60.200	1.860
	Gross Beta	900.000	90.000
	Gross Alpha	210.000	21.000
	90Sr	8.690	0.420

pCi/g or mL = Bq x 0.027

QAP 57 Results by Laboratory**Lab:** AC Analytical Chemistry Laboratory, Argonne National Lab, IL

No. Test	Radionuclide	Reported Value	Reported Error	EML Value	EML Error	Reported EML	Evaluation	QAP 56 Evaluation
Matrix: AI Air Filter Bq / filter								
1	CO60	24.100	0.900	23.000	0.059	1.048	A	A
1	CS137	35.400	0.800	32.500	0.777	1.089	A	A
1	MN54	53.900	0.900	52.200	1.170	1.033	A	A
Matrix: SO Soil Bq / kg								
1	AC228	36.200	6.900	42.300	1.560	0.856	W	A
1	BI214	23.100	7.900	33.630	1.560	0.687	N	A
1	CS137	640.000	10.000	829.330	41.580	0.772	N	A
1	K40	569.000	24.000	637.670	34.260	0.892	W	A
1	PB212	51.900	15.300	43.430	2.710	1.195	W	W
1	PB214	26.500	4.100	35.200	1.510	0.753	N	W
Matrix: VE Vegetation Bq / kg								
1	CO60	12.100	3.600	9.660	0.630	1.253	W	A
1	CS137	305.000	5.000	300.670	15.250	1.014	A	A
1	K40	1900.000	60.000	1480.000	77.800	1.284	W	W
Matrix: WA Water Bq / L								
1	CO60	264.000	4.000	268.670	9.710	0.983	A	A
1	CS134	57.000	11.800	60.200	1.860	0.947	A	A
1	CS137	95.300	2.000	81.430	4.280	1.170	W	W
1	Gross Alpha	199.000	20.000	210.000	21.000	0.948	A	A
1	Gross Beta	848.000	44.000	900.000	90.000	0.942	A	A

Values for elemental uranium are reported in $\mu\text{g}/\text{filter}$, g, or mL. pCi/g or $\text{mL}=\text{Bq} \times 0.027$
Evaluation: A=Acceptable, W=Acceptable with Warning, N=Not Acceptable

If the evaluation system is not appropriate for the types of analyses performed in your lab, apply a site specific evaluation.

QAP 57 Results by Laboratory**Lab:** AF Air Force Analytical Lab (AFIERA/SDRR), Brooks AFB

No. Test	Radionuclide	Reported Value	Reported Error	EML Value	EML Error	Reported EML	Evaluation	QAP 56 Evaluation
Matrix: AI Air Filter Bq / filter								
1	AM241	0.210	0.020	0.191	0.004	1.101	A	
1	Bq U	0.460	0.030	0.467	0.008	0.986	A	
1	PU238	0.110	0.020	0.119	0.003	0.923	A	
1	PU239	0.200	0.030	0.206	0.002	0.972	A	
1	U234	0.220	0.020	0.228	0.006	0.967	A	
1	U238	0.220	0.020	0.230	0.006	0.957	A	
Matrix: SO Soil Bq / kg								
1	AC228	39.220	3.080	42.300	1.560	0.927	A	W
1	Bq U	50.320	3.700	87.210	7.300	0.577	N	W
1	CS137	776.380	48.590	829.330	41.580	0.936	A	W
1	K40	596.440	54.270	637.670	34.260	0.935	A	W
1	PU239	13.320	2.040	12.903	0.465	1.032	A	A
1	TH234	56.490	14.430	48.400	4.830	1.167	A	A
1	U234	23.310	2.590	42.320	3.100	0.551	N	W
1	U238	25.345	2.590	44.890	3.200	0.565	N	W
Matrix: WA Water Bq / L								
1	AM241	2.920	0.190	3.043	0.082	0.959	A	
1	Bq U	7.270	0.400	6.836	0.266	1.064	A	N
1	CO60	267.470	10.980	268.670	9.710	0.996	A	A
1	CS134	55.060	2.960	60.200	1.860	0.915	A	W
1	CS137	81.770	5.550	81.430	4.280	1.004	A	A
1	H3	292.670	39.590	227.300	5.615	1.288	A	A
1	PU238	3.760	0.440	4.331	0.117	0.868	W	
1	PU239	2.060	0.250	2.070	0.074	0.995	A	
1	U234	3.500	0.280	3.323	0.114	1.053	A	N
1	U238	3.530	0.290	3.370	0.140	1.047	A	N

Values for elemental uranium are reported in µg/filter, g, or mL. pCi/g or mL=Bq x 0.027
Evaluation: A=Acceptable, W=Acceptable with Warning, N=Not Acceptable

If the evaluation system is not appropriate for the types of analyses performed in your lab, apply a site specific evaluation.

QAP 57 Results by Laboratory**Lab:** AG Paragon Analytics, Inc, Fort Collins, CO

No. Test	Radionuclide	Reported Value	Reported Error	EML Value	EML Error	Reported EML	Evaluation	QAP 56 Evaluation
Matrix: AI Air Filter Bq / filter								
1	AM241	0.190	0.037	0.191	0.004	0.996	A	A
1	CO60	20.800	3.400	23.000	0.059	0.904	A	A
1	CS137	31.100	5.200	32.500	0.777	0.957	A	A
1	MN54	50.400	8.300	52.200	1.170	0.966	A	A
1	PU238	0.101	0.019	0.119	0.003	0.847	W	A
1	PU239	0.191	0.031	0.206	0.002	0.928	A	A
1	SR90	4.910	0.890	5.561	0.119	0.883	A	A
1	U	0.498	0.054	18.590	0.340	0.027	N	

Matrix: SO Soil Bq / kg

1	AC228	46.000	8.600	42.300	1.560	1.087	A	A
1	AM241	6.930	1.400	6.767	0.301	1.024	A	A
1	BI212	50.700	18.000	45.930	4.510	1.104	A	A
1	BI214	32.100	6.200	33.630	1.560	0.955	A	W
1	CS137	833.000	137.000	829.330	41.580	1.004	A	A
1	K40	637.000	110.000	637.670	34.260	0.999	A	A
1	PB212	44.600	7.800	43.430	2.710	1.027	A	A
1	PB214	35.300	6.500	35.200	1.510	1.003	A	A
1	PU239	13.300	2.200	12.903	0.465	1.031	A	A
1	SR90	36.400	7.100	41.160	0.253	0.884	A	A
1	TH234	60.700	19.000	48.400	4.830	1.254	A	A
1	U	82.900	7.800	3.610	0.320	22.964	N	

Matrix: VE Vegetation Bq / kg

1	AM241	2.600	0.990	2.253	0.100	1.154	A	A
1	CO60	10.400	2.600	9.660	0.630	1.077	A	A
1	CS137	362.000	60.000	300.670	15.250	1.204	W	A
1	K40	1670.000	287.000	1480.000	77.800	1.128	A	A
1	PU239	3.330	1.230	3.427	0.149	0.972	A	A
1	SR90	445.000	81.000	476.260	6.673	0.934	A	A

Matrix: WA Water Bq / L

1	AM241	2.870	0.410	3.043	0.082	0.943	A	A
1	CO60	263.000	44.000	268.670	9.710	0.979	A	A
1	CS134	57.100	9.400	60.200	1.860	0.949	A	W
1	CS137	81.300	13.300	81.430	4.280	0.998	A	A
1	Gross Alpha	321.000	46.000	210.000	21.000	1.529	N	A
1	Gross Beta	820.000	113.000	900.000	90.000	0.911	A	A
1	H3	247.000	40.000	227.300	5.615	1.087	A	A
1	PU238	4.120	0.530	4.331	0.117	0.951	A	A
1	PU239	2.080	0.280	2.070	0.074	1.005	A	A
1	SR90	7.820	1.410	8.690	0.420	0.900	A	A
1	U	6.610	0.630	0.273	0.012	24.248	N	

Values for elemental uranium are reported in µg/filter, g, or mL. pCi/g or mL=Bq x 0.027**Evaluation:** A=Acceptable, W=Acceptable with Warning, N=Not Acceptable

If the evaluation system is not appropriate for the types of analyses performed in your lab, apply a site specific evaluation.

QAP 57 Results by Laboratory**Lab:** AI Nuclear Technology Services, Inc., Roswell, GA

No. Test	Radionuclide	Reported Value	Reported Error	EML Value	EML Error	Reported EML	Evaluation	QAP 56 Evaluation
Matrix: AI Air Filter Bq / filter								
1	AM241	0.166	0.006	0.191	0.004	0.870	A	W
1	Bq U	0.414	0.010	0.467	0.008	0.887	W	A
1	CO60	22.950	3.800	23.000	0.059	0.998	A	A
1	CS137	42.870	7.080	32.500	0.777	1.319	W	A
1	Gross Alpha	1.530	0.090	0.287	0.029	5.331	N	A
1	Gross Beta	1.910	0.100	0.871	0.087	2.193	N	A
1	MN54	54.600	9.030	52.200	1.170	1.046	A	A
1	PU238	0.104	0.005	0.119	0.003	0.872	W	A
1	PU239	0.194	0.007	0.206	0.002	0.943	A	W
1	SR90	9.500	0.900	5.561	0.119	1.708	W	W
1	SR90	9.500	0.900	5.561	0.119	1.708	W	W
1	U	0.017	0.000	18.590	0.340	0.001	N	
1	U234	0.196	0.007	0.228	0.006	0.861	W	A
1	U238	0.209	0.008	0.230	0.006	0.909	A	A

Matrix: SO Soil Bq / kg

1	AC228	44.900	8.500	42.300	1.560	1.061	A	A
1	AM241	6.180	0.600	6.767	0.301	0.913	A	A
1	BI212	44.900	12.500	45.930	4.510	0.978	A	A
1	BI214	34.600	5.800	33.630	1.560	1.029	A	W
1	Bq U	87.700	3.300	87.210	7.300	1.006	A	A
1	CS137	922.000	125.000	829.330	41.580	1.112	A	A
1	K40	782.700	115.000	637.670	34.260	1.227	W	A
1	PB212	48.500	7.200	43.430	2.710	1.117	A	A
1	PB214	33.000	6.000	35.200	1.510	0.938	A	W
1	PU239	14.900	3.300	12.903	0.465	1.155	W	A
1	SR90	49.900	0.500	41.160	0.253	1.212	A	W
1	SR90	49.900	0.500	41.160	0.253	1.212	A	W
1	TH234	73.400	16.800	48.400	4.830	1.517	A	A
1	U	3.620	0.140	3.610	0.320	1.003	A	
1	U234	41.200	2.200	42.320	3.100	0.974	A	A
1	U238	44.700	2.400	44.890	3.200	0.996	A	A

Matrix: VE Vegetation Bq / kg

1	AM241	1.680	0.570	2.253	0.100	0.746	W	A
1	CM244	1.260	0.550	1.247	0.065	1.011	A	N
1	CO60	13.960	3.900	9.660	0.630	1.445	N	A
1	CS137	298.000	48.700	300.670	15.250	0.991	A	A
1	K40	1626.000	260.000	1480.000	77.800	1.099	A	A
1	PU239	3.060	0.630	3.427	0.149	0.893	A	W
1	SR90	632.000	11.000	476.260	6.673	1.327	N	W
1	SR90	632.000	11.000	476.260	6.673	1.327	N	W

Values for elemental uranium are reported in µg/filter, g, or mL. pCi/g or mL=Bq x 0.027**Evaluation:** A=Acceptable, W=Acceptable with Warning, N=Not Acceptable

If the evaluation system is not appropriate for the types of analyses performed in your lab, apply a site specific evaluation.

QAP 57 Results by Laboratory**Lab:** AI Nuclear Technology Services, Inc., Roswell, GA

No. Test	Radionuclide	Reported Value	Reported Error	EML Value	EML Error	Reported EML	Evaluation	QAP 56 Evaluation
Matrix: WA Water Bq/L								
1	AM241	2.150	0.080	3.043	0.082	0.706	N	W
1	Bq U	5.980	0.160	6.836	0.266	0.875	A	A
1	CO60	265.200	35.700	268.670	9.710	0.987	A	W
1	CS134	73.600	10.100	60.200	1.860	1.223	W	W
1	CS137	83.870	11.400	81.430	4.280	1.030	A	A
1	Gross Alpha	210.000	29.000	210.000	21.000	1.000	A	A
1	Gross Beta	850.000	42.000	900.000	90.000	0.944	A	A
1	H3	280.000	5.000	227.300	5.615	1.232	A	N
1	PU238	3.520	0.320	4.331	0.117	0.813	W	N
1	PU239	1.830	0.190	2.070	0.074	0.884	W	N
1	SR90	7.990	0.100	8.690	0.420	0.919	A	W
1	SR90	7.990	0.100	8.690	0.420	0.919	A	W
1	U	0.241	0.007	0.273	0.012	0.884	W	
1	U234	2.880	0.110	3.323	0.114	0.867	W	W
1	U238	2.980	0.120	3.370	0.140	0.884	W	W

Values for elemental uranium are reported in µg/filter, g, or mL. pCi/g or mL=Bq x 0.027

Evaluation: A=Acceptable, W=Acceptable with Warning, N=Not Acceptable

If the evaluation system is not appropriate for the types of analyses performed in your lab, apply a site specific evaluation.

QAP 57 Results by Laboratory**Lab:** AM American Radiation Services, Inc., Baton Rouge, LA

No. Test	Radionuclide	Reported Value	Reported Error	EML Value	EML Error	Reported EML	Evaluation	QAP 56 Evaluation
Matrix: AI Air Filter Bq / filter								
1	AM241	0.176	0.025	0.191	0.004	0.924	A	A
1	CO60	21.410	0.120	23.000	0.059	0.931	A	A
1	CS137	30.580	0.160	32.500	0.777	0.941	A	A
1	Gross Alpha	0.310	0.010	0.287	0.029	1.080	A	A
1	Gross Beta	0.750	0.010	0.871	0.087	0.861	A	A
1	MN54	50.750	0.210	52.200	1.170	0.972	A	A
1	PU238	0.130	0.023	0.119	0.003	1.090	A	W
1	PU239	0.244	0.030	0.206	0.002	1.186	W	A
1	SR90	7.950	0.510	5.561	0.119	1.430	W	A
1	U234	0.605	0.066	0.228	0.006	2.660	N	A
1	U238	0.570	0.062	0.230	0.006	2.478	N	W

Matrix: SO Soil Bq / kg

1	AC228	40.575	1.640	42.300	1.560	0.959	A	
1	AM241	7.496	0.493	6.767	0.301	1.108	A	A
1	BI212	42.490	4.320	45.930	4.510	0.925	A	A
1	BI214	37.258	1.101	33.630	1.560	1.108	A	A
1	CS137	811.580	2.380	829.330	41.580	0.979	A	A
1	K40	672.810	9.390	637.670	34.260	1.055	A	A
1	PB212	46.493	0.788	43.430	2.710	1.071	A	A
1	PB214	41.459	1.285	35.200	1.510	1.178	A	A
1	PU239	13.880	2.950	12.903	0.465	1.076	A	A
1	SR90	33.290	4.300	41.160	0.253	0.809	W	N
1	TH234	50.392	7.119	48.400	4.830	1.041	A	A
1	U234	45.622	6.540	42.320	3.100	1.078	A	A
1	U238	47.570	6.622	44.890	3.200	1.060	A	A

Matrix: VE Vegetation Bq / kg

1	AM241	3.254	0.815	2.253	0.100	1.444	W	A
1	CO60	11.539	0.856	9.660	0.630	1.195	A	A
1	CS137	324.100	2.310	300.670	15.250	1.078	A	A
1	K40	1672.950	20.480	1480.000	77.800	1.130	A	A
1	PU239	2.663	1.390	3.427	0.149	0.777	W	N
1	SR90	280.060	30.000	476.260	6.673	0.588	W	W

Matrix: WA Water Bq / L

1	AM241	3.187	0.192	3.043	0.082	1.047	A	A
1	CO60	268.250	0.660	268.670	9.710	0.998	A	A
1	CS134	48.280	0.360	60.200	1.860	0.802	W	
1	CS137	85.600	0.400	81.430	4.280	1.051	A	A
1	Gross Alpha	570.390	11.300	210.000	21.000	2.716	N	A
1	Gross Beta	1005.390	12.510	900.000	90.000	1.117	A	A
1	H3	233.890	7.430	227.300	5.615	1.029	A	W

Values for elemental uranium are reported in µg/filter, g, or mL. pCi/g or mL=Bq x 0.027**Evaluation:** A=Acceptable, W=Acceptable with Warning, N=Not Acceptable

If the evaluation system is not appropriate for the types of analyses performed in your lab, apply a site specific evaluation.

QAP 57 Results by Laboratory**Lab:** AM American Radiation Services, Inc., Baton Rouge, LA

No. Test	Radionuclide	Reported Value	Reported Error	EML Value	EML Error	Reported EML	Evaluation	QAP 56 Evaluation
Matrix: WA Water Bq/L								
1	PU238	4.080	0.157	4.331	0.117	0.942	A	W
1	PU239	2.057	0.110	2.070	0.074	0.994	A	W
1	SR90	3.150	0.250	8.690	0.420	0.362	N	W
1	U234	4.597	0.085	3.323	0.114	1.383	N	W
1	U238	4.304	0.168	3.370	0.140	1.277	W	W

Values for elemental uranium are reported in $\mu\text{g}/\text{filter}$, g, or mL. pCi/g or mL=Bq x 0.027

Evaluation: A=Acceptable, W=Acceptable with Warning, N=Not Acceptable

If the evaluation system is not appropriate for the types of analyses performed in your lab, apply a site specific evaluation.

QAP 57 Results by Laboratory**Lab:** AN Argonne National Laboratory

No. Test	Radionuclide	Reported Value	Reported Error	EML Value	EML Error	Reported EML	Evaluation	QAP 56 Evaluation
Matrix: AI Air Filter Bq / filter								
1	AM241	0.200	0.010	0.191	0.004	1.049	A	A
1	CO60	23.900	1.000	23.000	0.059	1.039	A	A
1	CS137	33.900	1.000	32.500	0.777	1.043	A	A
1	MN54	52.500	1.300	52.200	1.170	1.006	A	A
1	PU238	0.100	0.010	0.119	0.003	0.839	W	W
1	PU239	0.200	0.010	0.206	0.002	0.972	A	A
1	SR90	5.000	0.200	5.561	0.119	0.899	A	A
1	U234	0.210	0.010	0.228	0.006	0.923	A	A
1	U238	0.200	0.010	0.230	0.006	0.870	W	A

Matrix: SO Soil Bq / kg

1	AM241	7.200	0.800	6.767	0.301	1.064	A	A
1	CS137	880.000	28.000	829.330	41.580	1.061	A	A
1	K40	665.000	60.000	637.670	34.260	1.043	A	A
1	PU239	13.400	0.500	12.903	0.465	1.038	A	A
1	SR90	41.100	1.700	41.160	0.253	0.999	A	A
1	U234	40.800	2.000	42.320	3.100	0.964	A	N
1	U238	46.300	2.000	44.890	3.200	1.031	A	N

Matrix: WA Water Bq / L

1	AM241	2.800	0.100	3.043	0.082	0.920	A	A
1	CO60	271.000	6.000	268.670	9.710	1.009	A	A
1	CS134	65.700	1.100	60.200	1.860	1.091	A	N
1	CS137	80.700	3.400	81.430	4.280	0.991	A	A
1	H3	240.000	5.000	227.300	5.615	1.056	A	A
1	PU238	4.000	0.200	4.331	0.117	0.924	A	A
1	PU239	2.100	0.100	2.070	0.074	1.014	A	A
1	SR90	8.400	0.200	8.690	0.420	0.967	A	A
1	U234	3.200	0.200	3.323	0.114	0.963	A	A
1	U238	3.200	0.200	3.370	0.140	0.949	A	A

Values for elemental uranium are reported in µg/filter, g, or mL. pCi/g or mL=Bq x 0.027**Evaluation:** A=Acceptable, W=Acceptable with Warning, N=Not Acceptable

If the evaluation system is not appropriate for the types of analyses performed in your lab, apply a site specific evaluation.

QAP 57 Results by Laboratory**Lab:** AP Aberdeen Proving Ground, Aberdeen, MD

No. Test	Radionuclide	Reported Value	Reported Error	EML Value	EML Error	Reported EML	Evaluation	QAP 56 Evaluation
Matrix: AI Air Filter Bq / filter								
1	Gross Beta	50.990	0.770	0.871	0.087	58.542	N	
Matrix: WA Water Bq / L								
1	Gross Alpha	310.000	0.030	210.000	21.000	1.476	N	N
1	Gross Beta	1350.000	0.050	900.000	90.000	1.500	N	W

Values for elemental uranium are reported in $\mu\text{g}/\text{filter}$, g, or mL. pCi/g or $\text{mL}=\text{Bq} \times 0.027$

Evaluation: A=Acceptable, W=Acceptable with Warning, N=Not Acceptable

If the evaluation system is not appropriate for the types of analyses performed in your lab, apply a site specific evaluation.

QAP 57 Results by Laboratory**Lab:** AT ATL International inc., Germantown, MD

No. Test	Radionuclide	Reported Value	Reported Error	EML Value	EML Error	Reported EML	Evaluation	QAP 56 Evaluation
Matrix: AI Air Filter Bq / filter								
1	AM241	0.202	0.038	0.191	0.004	1.059	A	A
1	Bq U	0.435	0.041	0.467	0.008	0.932	A	A
1	CO60	22.198	2.116	23.000	0.059	0.965	A	A
1	CS137	31.642	5.172	32.500	0.777	0.974	A	A
1	Gross Alpha	0.276	0.020	0.287	0.029	0.962	A	A
1	Gross Beta	0.763	0.032	0.871	0.087	0.876	A	A
1	MN54	51.136	10.946	52.200	1.170	0.980	A	A
1	PU238	0.108	0.014	0.119	0.003	0.906	A	A
1	PU239	0.199	0.024	0.206	0.002	0.967	A	A
1	SR90	5.052	0.272	5.561	0.119	0.908	A	A
1	U234	0.214	0.029	0.228	0.006	0.940	A	A
1	U238	0.211	0.029	0.230	0.006	0.918	A	A

Matrix: SO Soil Bq / kg

1	AC228	45.202	11.008	42.300	1.560	1.069	A	A
1	AM241	6.950	1.363	6.767	0.301	1.027	A	A
1	BI214	35.220	3.200	33.630	1.560	1.047	A	A
1	Bq U	76.743	6.434	87.210	7.300	0.880	A	A
1	CS137	876.680	101.360	829.330	41.580	1.057	A	A
1	K40	656.360	63.900	637.670	34.260	1.029	A	A
1	PB214	39.407	4.800	35.200	1.510	1.120	A	A
1	PU238	17.738	2.622	19.203	0.855	0.924	A	A
1	PU239	12.316	1.941	12.903	0.465	0.954	A	A
1	SR90	36.889	2.615	41.160	0.253	0.896	A	A
1	U234	36.157	4.395	42.320	3.100	0.854	A	A
1	U238	38.610	4.673	44.890	3.200	0.860	A	A

Matrix: VE Vegetation Bq / kg

1	AM241	2.410	0.898	2.253	0.100	1.070	A	A
1	CO60	9.981	1.167	9.660	0.630	1.033	A	A
1	CS137	317.611	35.756	300.670	15.250	1.056	A	A
1	K40	1483.560	147.670	1480.000	77.800	1.002	A	A
1	PU239	5.530	0.757	3.427	0.149	1.614	N	A
1	SR90	512.308	28.719	476.260	6.673	1.076	A	A

Matrix: WA Water Bq / L

1	AM241	3.308	0.565	3.043	0.082	1.087	A	N
1	Bq U	6.251	0.584	6.836	0.266	0.914	A	A
1	CO60	286.344	19.911	268.670	9.710	1.066	A	A
1	CS134	57.721	3.754	60.200	1.860	0.959	A	A
1	CS137	85.448	8.734	81.430	4.280	1.049	A	A
1	Gross Alpha	209.625	12.963	210.000	21.000	0.998	A	A
1	Gross Beta	841.250	46.288	900.000	90.000	0.935	A	A

Values for elemental uranium are reported in µg/filter, g, or mL. pCi/g or mL=Bq x 0.027**Evaluation:** A=Acceptable, W=Acceptable with Warning, N=Not Acceptable

If the evaluation system is not appropriate for the types of analyses performed in your lab, apply a site specific evaluation.

QAP 57 Results by Laboratory**Lab:** AT ATL International inc., Germantown, MD

No. Test	Radionuclide	Reported Value	Reported Error	EML Value	EML Error	Reported EML	Evaluation	QAP 56 Evaluation
Matrix: WA Water Bq/L								
1	H3	220.813	6.705	227.300	5.615	0.971	A	A
1	PU238	4.069	0.495	4.331	0.117	0.940	A	A
1	PU239	2.026	0.251	2.070	0.074	0.979	A	A
1	SR90	8.808	0.575	8.690	0.420	1.014	A	A
1	U234	3.044	0.412	3.323	0.114	0.916	A	A
1	U238	3.054	0.413	3.370	0.140	0.906	A	A

Values for elemental uranium are reported in $\mu\text{g}/\text{filter}$, g, or mL. pCi/g or $\text{mL}=\text{Bq} \times 0.027$

Evaluation: A=Acceptable, W=Acceptable with Warning, N=Not Acceptable

If the evaluation system is not appropriate for the types of analyses performed in your lab, apply a site specific evaluation.

QAP 57 Results by Laboratory**Lab:** AU ORISE RSAT/ESSAP, Oak Ridge

No. Test	Radionuclide	Reported Value	Reported Error	EML Value	EML Error	Reported EML	Evaluation	QAP 56 Evaluation
Matrix: AI Air Filter Bq / filter								
1	AM241	0.190	0.020	0.191	0.004	0.996	A	
1	CO60	22.660	0.980	23.000	0.059	0.985	A	A
1	CS137	32.500	1.600	32.500	0.777	1.000	A	A
1	Gross Alpha	0.290	0.020	0.287	0.029	1.010	A	N
1	Gross Beta	0.810	0.060	0.871	0.087	0.930	A	A
1	MN54	54.300	2.500	52.200	1.170	1.040	A	A
1	PU238	0.110	0.010	0.119	0.003	0.923	A	
1	PU239	0.220	0.020	0.206	0.002	1.069	A	
1	U234	0.220	0.030	0.228	0.006	0.967	A	A
1	U238	0.220	0.030	0.230	0.006	0.957	A	A

Matrix: SO Soil Bq / kg

1	AC228	45.100	5.500	42.300	1.560	1.066	A	A
1	AM241	6.300	1.300	6.767	0.301	0.931	A	A
1	BI212	42.000	10.000	45.930	4.510	0.914	A	A
1	BI214	32.500	3.600	33.630	1.560	0.966	A	A
1	CS137	815.000	34.000	829.330	41.580	0.983	A	A
1	K40	575.000	30.000	637.670	34.260	0.902	A	A
1	PB212	42.300	3.200	43.430	2.710	0.974	A	A
1	PB214	36.900	5.300	35.200	1.510	1.048	A	A
1	PU239	14.700	1.900	12.903	0.465	1.139	W	A
1	SR90	39.700	3.700	41.160	0.253	0.965	A	A
1	TH234	54.000	15.000	48.400	4.830	1.116	A	A
1	U234	41.300	5.600	42.320	3.100	0.976	A	A
1	U238	47.400	6.400	44.890	3.200	1.056	A	A

Matrix: VE Vegetation Bq / kg

1	AM241	2.270	0.510	2.253	0.100	1.007	A	A
1	CM244	1.190	0.370	1.247	0.065	0.954	A	A
1	CO60	11.000	2.000	9.660	0.630	1.139	A	A
1	CS137	302.000	13.000	300.670	15.250	1.004	A	A
1	K40	1375.000	63.000	1480.000	77.800	0.929	A	A
1	PU239	3.970	0.580	3.427	0.149	1.158	W	W
1	SR90	476.000	17.000	476.260	6.673	0.999	A	A

Matrix: WA Water Bq / L

1	AM241	2.850	0.330	3.043	0.082	0.936	A	A
1	CO60	299.400	9.900	268.670	9.710	1.114	W	A
1	CS134	62.900	2.700	60.200	1.860	1.045	A	A
1	CS137	89.700	4.000	81.430	4.280	1.102	A	A
1	Gross Alpha	207.000	68.000	210.000	21.000	0.986	A	A
1	Gross Beta	827.000	264.000	900.000	90.000	0.919	A	A
1	H3	255.000	23.000	227.300	5.615	1.122	A	A

Values for elemental uranium are reported in µg/filter, g, or mL. pCi/g or mL=Bq x 0.027**Evaluation:** A=Acceptable, W=Acceptable with Warning, N=Not Acceptable

If the evaluation system is not appropriate for the types of analyses performed in your lab, apply a site specific evaluation.

QAP 57 Results by Laboratory**Lab:** AU ORISE RSAT/ESSAP, Oak Ridge

No. Test	Radionuclide	Reported Value	Reported Error	EML Value	EML Error	Reported EML	Evaluation	QAP 56 Evaluation
Matrix: WA Water Bq/L								
1	PU238	4.730	0.440	4.331	0.117	1.092	A	A
1	PU239	2.310	0.250	2.070	0.074	1.116	W	A
1	SR90	8.380	0.410	8.690	0.420	0.964	A	W
1	U234	3.560	0.480	3.323	0.114	1.071	A	A
1	U238	3.540	0.480	3.370	0.140	1.050	A	A

Values for elemental uranium are reported in $\mu\text{g}/\text{filter}$, g, or mL. pCi/g or $\text{mL}=\text{Bq} \times 0.027$

Evaluation: A=Acceptable, W=Acceptable with Warning, N=Not Acceptable

If the evaluation system is not appropriate for the types of analyses performed in your lab, apply a site specific evaluation.

QAP 57 Results by Laboratory**Lab:** AV Australian Radiation Protection and Nuclear Safety Agency

No. Test	Radionuclide	Reported Value	Reported Error	EML Value	EML Error	Reported EML	Evaluation	QAP 56 Evaluation
Matrix: AI Air Filter Bq / filter								
1	AM241	0.240	0.050	0.191	0.004	1.259	A	
1	CO60	25.700	0.700	23.000	0.059	1.117	W	
1	CS137	35.000	1.000	32.500	0.777	1.077	A	
1	MN54	54.000	2.000	52.200	1.170	1.034	A	
Matrix: SO Soil Bq / kg								
1	AC228	57.000	4.000	42.300	1.560	1.348	W	
1	AM241	7.300	1.800	6.767	0.301	1.079	A	
1	BI212	52.000	19.000	45.930	4.510	1.132	A	
1	BI214	40.000	3.000	33.630	1.560	1.189	A	
1	CS137	1017.000	17.000	829.330	41.580	1.226	W	
1	K40	684.000	35.000	637.670	34.260	1.073	A	
1	PB212	48.000	4.000	43.430	2.710	1.105	A	
1	PB214	47.000	2.000	35.200	1.510	1.335	W	
1	TH234	67.000	17.000	48.400	4.830	1.384	A	
Matrix: VE Vegetation Bq / kg								
1	AM241	3.500	1.800	2.253	0.100	1.553	W	
1	CO60	10.000	1.000	9.660	0.630	1.035	A	
1	CS137	413.000	8.000	300.670	15.250	1.374	N	
1	K40	1542.000	56.000	1480.000	77.800	1.042	A	
Matrix: WA Water Bq / L								
1	CO60	238.000	11.000	268.670	9.710	0.886	W	
1	CS134	70.000	2.000	60.200	1.860	1.163	W	
1	CS137	87.000	6.000	81.430	4.280	1.068	A	
1	Gross Alpha	224.000	70.000	210.000	21.000	1.067	A	
1	Gross Beta	897.000	146.000	900.000	90.000	0.997	A	

Values for elemental uranium are reported in µg/filter, g, or mL. pCi/g or mL=Bq x 0.027
Evaluation: A=Acceptable, W=Acceptable with Warning, N=Not Acceptable

If the evaluation system is not appropriate for the types of analyses performed in your lab, apply a site specific evaluation.

QAP 57 Results by Laboratory**Lab:** AW Argonne West National Lab

No. Test	Radionuclide	Reported Value	Reported Error	EML Value	EML Error	Reported EML	Evaluation	QAP 56 Evaluation
Matrix: WA Water Bq/L								
1	AM241	3.730	2.720	3.043	0.082	1.226	W	
1	CO60	271.000	21.700	268.670	9.710	1.009	A	A
1	CS134	61.500	4.920	60.200	1.860	1.022	A	A
1	CS137	84.600	6.770	81.430	4.280	1.039	A	A

Values for elemental uranium are reported in $\mu\text{g}/\text{filter}$, g, or mL. pCi/g or $\text{mL}=\text{Bq} \times 0.027$

Evaluation: A=Acceptable, W=Acceptable with Warning, N=Not Acceptable

If the evaluation system is not appropriate for the types of analyses performed in your lab, apply a site specific evaluation.

QAP 57 Results by Laboratory**Lab:** BA Bettis Atomic Power Lab, West Mifflin, PA

No. Test	Radionuclide	Reported Value	Reported Error	EML Value	EML Error	Reported EML	Evaluation	QAP 56 Evaluation
Matrix: AI Air Filter Bq / filter								
1	CO60	20.560	1.690	23.000	0.059	0.894	W	A
1	CS137	30.080	5.250	32.500	0.777	0.926	A	A
1	MN54	48.400	7.370	52.200	1.170	0.927	A	A
Matrix: SO Soil Bq / kg								
1	CS137	843.850	150.220	829.330	41.580	1.018	A	A
Matrix: VE Vegetation Bq / kg								
1	CS137	339.310	65.660	300.670	15.250	1.129	A	A
Matrix: WA Water Bq / L								
1	CO60	267.240	22.340	268.670	9.710	0.995	A	A
1	CS137	83.760	13.560	81.430	4.280	1.029	A	A
1	SR90	8.410	0.510	8.690	0.420	0.968	A	
1	U234	3.080	0.370	3.323	0.114	0.927	A	
1	U238	3.110	0.410	3.370	0.140	0.923	A	

Values for elemental uranium are reported in $\mu\text{g}/\text{filter}$, g, or mL. pCi/g or mL=Bq x 0.027

Evaluation: A=Acceptable, W=Acceptable with Warning, N=Not Acceptable

If the evaluation system is not appropriate for the types of analyses performed in your lab, apply a site specific evaluation.

QAP 57 Results by Laboratory**Lab:** BC SBCCOM Radiation Laboratory

No. Test	Radionuclide	Reported Value	Reported Error	EML Value	EML Error	Reported EML	Evaluation	QAP 56 Evaluation
Matrix: AI Air Filter Bq / filter								
1	Gross Alpha	0.290	0.020	0.287	0.029	1.010	A	
1	Gross Beta	0.650	0.020	0.871	0.087	0.746	N	

Values for elemental uranium are reported in µg/filter, g, or mL. pCi/g or mL=Bq x 0.027

Evaluation: A=Acceptable, W=Acceptable with Warning, N=Not Acceptable

If the evaluation system is not appropriate for the types of analyses performed in your lab, apply a site specific evaluation.

QAP 57 Results by Laboratory**Lab:** BE Grand Junction Office Analytical Laboratory, CO

No. Test	Radionuclide	Reported Value	Reported Error	EML Value	EML Error	Reported EML	Evaluation	QAP 56 Evaluation
Matrix: AI Air Filter Bq / filter								
1	AM241	0.189	0.009	0.191	0.004	0.993	A	A
1	CO60	26.000	2.000	23.000	0.059	1.130	W	W
1	CS137	36.000	4.000	32.500	0.777	1.108	A	A
1	Gross Alpha	0.322	0.036	0.287	0.029	1.122	A	A
1	Gross Beta	0.822	0.098	0.871	0.087	0.944	A	A
1	MN54	57.000	10.000	52.200	1.170	1.092	A	A
1	PU238	0.106	0.008	0.119	0.003	0.886	A	A
1	PU239	0.205	0.014	0.206	0.002	0.996	A	A
1	SR90	5.680	0.350	5.561	0.119	1.021	A	A
1	U	17.000		18.590	0.340	0.914	A	
1	U234	0.216	0.019	0.228	0.006	0.949	A	A
1	U238	0.217	0.019	0.230	0.006	0.944	A	A

Matrix: SO Soil Bq / kg

1	AM241	6.890	0.340	6.767	0.301	1.018	A	A
1	BI212	55.000	18.000	45.930	4.510	1.197	W	A
1	BI214	33.000	6.000	33.630	1.560	0.981	A	A
1	CS137	820.000	124.000	829.330	41.580	0.989	A	A
1	K40	593.000	66.000	637.670	34.260	0.930	A	N
1	PB212	41.000	8.000	43.430	2.710	0.944	A	W
1	PB214	39.000	6.000	35.200	1.510	1.108	A	
1	PU239	13.150	0.900	12.903	0.465	1.019	A	A
1	SR90	41.800	3.800	41.160	0.253	1.016	A	A
1	TH234	131.000	24.000	48.400	4.830	2.707	N	
1	U	3.800		3.610	0.320	1.053	A	
1	U234	42.370	3.700	42.320	3.100	1.001	A	A
1	U238	45.350	3.920	44.890	3.200	1.010	A	A

Matrix: VE Vegetation Bq / kg

1	AM241	2.260	0.140	2.253	0.100	1.003	A	A
1	CM244	1.067	0.085	1.247	0.065	0.856	A	A
1	CO60	9.000	2.000	9.660	0.630	0.932	A	A
1	CS137	317.000	48.000	300.670	15.250	1.054	A	A
1	K40	1453.000	160.000	1480.000	77.800	0.982	A	A
1	PU239	3.530	0.270	3.427	0.149	1.030	A	A
1	SR90	465.000	29.000	476.260	6.673	0.976	A	A

Matrix: WA Water Bq / L

1	AM241	2.760	0.110	3.043	0.082	0.907	A	A
1	CO60	342.000	28.000	268.670	9.710	1.273	N	A
1	CS134	55.000	4.000	60.200	1.860	0.914	A	N
1	CS137	96.000	12.000	81.430	4.280	1.179	W	W
1	Gross Alpha	257.000	28.000	210.000	21.000	1.224	W	A

Values for elemental uranium are reported in µg/filter, g, or mL. pCi/g or mL=Bq x 0.027**Evaluation:** A=Acceptable, W=Acceptable with Warning, N=Not Acceptable

If the evaluation system is not appropriate for the types of analyses performed in your lab, apply a site specific evaluation.

QAP 57 Results by Laboratory**Lab:** BE Grand Junction Office Analytical Laboratory, CO

No. Test	Radionuclide	Reported Value	Reported Error	EML Value	EML Error	Reported EML	Evaluation	QAP 56 Evaluation
Matrix: WA Water Bq/L								
1	Gross Beta	740.000	37.000	900.000	90.000	0.822	A	A
1	H3	249.000	9.000	227.300	5.615	1.095	A	A
1	PU238	4.180	0.280	4.331	0.117	0.965	A	A
1	PU239	2.100	0.140	2.070	0.074	1.014	A	A
1	SR90	8.740	0.590	8.690	0.420	1.006	A	A
1	U	0.241		0.273	0.012	0.884	W	
1	U234	3.130	0.260	3.323	0.114	0.942	A	W
1	U238	3.080	0.250	3.370	0.140	0.914	A	A

Values for elemental uranium are reported in µg/filter, g, or mL. pCi/g or mL=Bq x 0.027

Evaluation: A=Acceptable, W=Acceptable with Warning, N=Not Acceptable

If the evaluation system is not appropriate for the types of analyses performed in your lab, apply a site specific evaluation.

QAP 57 Results by Laboratory**Lab:** BM Battelle Memorial Institute, Columbus, OH

No. Test	Radionuclide	Reported Value	Reported Error	EML Value	EML Error	Reported EML	Evaluation	QAP 56 Evaluation
Matrix: AI Air Filter Bq / filter								
1	AM241	0.197	0.028	0.191	0.004	1.033	A	A
1	CO60	22.800	1.550	23.000	0.059	0.991	A	A
1	CS137	33.400	3.710	32.500	0.777	1.028	A	A
1	PU238	0.110	0.022	0.119	0.003	0.923	A	A
1	PU239	0.220	0.041	0.206	0.002	1.069	A	A
1	SR90	5.180	0.160	5.561	0.119	0.931	A	A
1	U234	0.230	0.030	0.228	0.006	1.011	A	A
1	U238	0.230	0.030	0.230	0.006	1.000	A	A

Matrix: SO Soil Bq / kg

1	CS137	944.000	118.000	829.330	41.580	1.138	A	W
1	PU239	11.960	2.160	12.903	0.465	0.927	A	A
1	SR90	39.200	6.400	41.160	0.253	0.952	A	A
1	U234	41.130	8.030	42.320	3.100	0.972	A	A
1	U238	44.020	8.450	44.890	3.200	0.981	A	A

Matrix: VE Vegetation Bq / kg

1	AM241	2.200	0.480	2.253	0.100	0.976	A	
1	CO60	10.800	1.210	9.660	0.630	1.118	A	A
1	CS137	339.000	42.500	300.670	15.250	1.127	A	A
1	PU239	3.320	0.700	3.427	0.149	0.969	A	A
1	SR90	488.500	24.300	476.260	6.673	1.026	A	A

Matrix: WA Water Bq / L

1	AM241	2.840	0.380	3.043	0.082	0.933	A	A
1	CO60	260.000	12.300	268.670	9.710	0.968	A	A
1	CS137	84.500	9.700	81.430	4.280	1.038	A	A
1	PU238	4.210	0.640	4.331	0.117	0.972	A	A
1	PU239	2.150	0.330	2.070	0.074	1.038	A	A
1	SR90	8.530	0.970	8.690	0.420	0.982	A	A
1	U234	3.480	0.480	3.323	0.114	1.047	A	A
1	U238	3.400	0.470	3.370	0.140	1.009	A	A

Values for elemental uranium are reported in µg/filter, g, or mL. pCi/g or mL=Bq x 0.027**Evaluation:** A=Acceptable, W=Acceptable with Warning, N=Not Acceptable

If the evaluation system is not appropriate for the types of analyses performed in your lab, apply a site specific evaluation.

QAP 57 Results by Laboratory**Lab:** BN Brookhaven National Lab, NY

No. Test	Radionuclide	Reported Value	Reported Error	EML Value	EML Error	Reported EML	Evaluation	QAP 56 Evaluation
Matrix: AI Air Filter Bq / filter								
1	CO60	22.420	1.870	23.000	0.059	0.975	A	A
1	CS137	38.480	3.970	32.500	0.777	1.184	W	A
1	Gross Alpha	0.250	0.010	0.287	0.029	0.871	A	A
1	Gross Beta	0.730	0.020	0.871	0.087	0.838	W	A
1	MN54	59.200	5.200	52.200	1.170	1.134	A	A
Matrix: SO Soil Bq / kg								
1	AC228	45.140	6.050	42.300	1.560	1.067	A	A
1	BI212	40.740	8.240	45.930	4.510	0.887	A	W
1	BI214	34.520	4.110	33.630	1.560	1.026	A	A
1	CS137	884.300	64.550	829.330	41.580	1.066	A	A
1	K40	679.570	72.800	637.670	34.260	1.066	A	W
1	PB212	40.190	5.140	43.430	2.710	0.925	A	A
1	PB214	36.510	5.090	35.200	1.510	1.037	A	A
Matrix: VE Vegetation Bq / kg								
1	CO60	9.460	1.940	9.660	0.630	0.979	A	W
1	CS137	280.100	25.100	300.670	15.250	0.932	A	A
1	K40	1473.830	126.740	1480.000	77.800	0.996	A	W
Matrix: WA Water Bq / L								
1	CO60	274.540	13.290	268.670	9.710	1.022	A	A
1	CS134	57.970	3.300	60.200	1.860	0.963	A	A
1	CS137	85.960	8.610	81.430	4.280	1.056	A	A
1	Gross Alpha	44.750	3.760	210.000	21.000	0.213	N	W
1	Gross Beta	708.580	45.490	900.000	90.000	0.787	W	A
1	H3	250.660	31.580	227.300	5.615	1.103	A	A

Values for elemental uranium are reported in µg/filter, g, or mL. pCi/g or mL=Bq x 0.027
Evaluation: A=Acceptable, W=Acceptable with Warning, N=Not Acceptable

If the evaluation system is not appropriate for the types of analyses performed in your lab, apply a site specific evaluation.

QAP 57 Results by Laboratory**Lab:** BO BOMARC Missile Site, NJ

No. Test	Radionuclide	Reported Value	Reported Error	EML Value	EML Error	Reported EML	Evaluation	QAP 56 Evaluation
---------------------	---------------------	---------------------------	---------------------------	----------------------	----------------------	-------------------------	-------------------	------------------------------

Matrix: SO Soil Bq/kg

1	AM241	7.189	1.374	6.767	0.301	1.062	A	
---	-------	-------	-------	-------	-------	-------	---	--

Values for elemental uranium are reported in µg/filter, g, or mL. pCi/g or mL=Bq x 0.027

Evaluation: A=Acceptable, W=Acceptable with Warning, N=Not Acceptable

If the evaluation system is not appropriate for the types of analyses performed in your lab, apply a site specific evaluation.

QAP 57 Results by Laboratory**Lab:** BP Battelle Pacific Northwest National Laboratory

No. Test	Radionuclide	Reported Value	Reported Error	EML Value	EML Error	Reported EML	Evaluation	QAP 56 Evaluation
Matrix: AI Air Filter Bq / filter								
1	AM241	0.174	0.006	0.191	0.004	0.912	A	A
1	Bq U	0.400	0.020	0.467	0.008	0.857	W	
1	CO60	25.000	1.000	23.000	0.059	1.087	A	A
1	CS137	35.000	1.000	32.500	0.777	1.077	A	A
1	Gross Alpha	0.330	0.020	0.287	0.029	1.150	A	A
1	Gross Beta	0.760	0.020	0.871	0.087	0.873	A	A
1	MN54	55.000	2.000	52.200	1.170	1.054	A	A
1	PU238	0.098	0.004	0.119	0.003	0.822	W	A
1	PU239	0.183	0.006	0.206	0.002	0.889	A	A
1	SR90	5.210	0.110	5.561	0.119	0.937	A	

Matrix: WA Water Bq / L

1	AM241	2.850	0.060	3.043	0.082	0.936	A	A
1	Bq U	6.450	0.260	6.836	0.266	0.944	A	A
1	CO60	274.000	9.000	268.670	9.710	1.020	A	A
1	CS134	56.000	2.000	60.200	1.860	0.930	A	A
1	CS137	85.000	5.000	81.430	4.280	1.044	A	A
1	Gross Alpha	189.000	14.000	210.000	21.000	0.900	A	A
1	Gross Beta	793.000	34.000	900.000	90.000	0.881	A	A
1	H3	240.000	13.000	227.300	5.615	1.056	A	A
1	PU238	4.110	0.090	4.331	0.117	0.949	A	A
1	PU239	2.100	0.050	2.070	0.074	1.014	A	A

Values for elemental uranium are reported in µg/filter, g, or mL. pCi/g or mL=Bq x 0.027
Evaluation: A=Acceptable, W=Acceptable with Warning, N=Not Acceptable

If the evaluation system is not appropriate for the types of analyses performed in your lab, apply a site specific evaluation.

QAP 57 Results by Laboratory**Lab:** BQ Becquerel Laboratories Inc., Mississauga, Ontario, Canada

No. Test	Radionuclide	Reported Value	Reported Error	EML Value	EML Error	Reported EML	Evaluation	QAP 56 Evaluation
Matrix: AI Air Filter Bq / filter								
1	CO60	23.000	2.000	23.000	0.059	1.000	A	A
1	CS137	39.000	2.000	32.500	0.777	1.200	W	A
1	Gross Alpha	0.290	0.020	0.287	0.029	1.010	A	A
1	Gross Beta	0.830	0.050	0.871	0.087	0.953	A	A
1	MN54	55.000	3.000	52.200	1.170	1.054	A	A
1	SR90	4.800	0.400	5.561	0.119	0.863	A	N
1	U234	0.240	0.050	0.228	0.006	1.054	A	N
1	U238	0.220	0.050	0.230	0.006	0.957	A	W

Matrix: SO Soil Bq / kg

1	AC228	25.000	10.000	42.300	1.560	0.591	N	A
1	BI212	52.000	20.000	45.930	4.510	1.132	A	N
1	BI214	18.000	12.000	33.630	1.560	0.535	N	A
1	CS137	860.000	50.000	829.330	41.580	1.037	A	A
1	K40	680.000	90.000	637.670	34.260	1.066	A	A
1	PB212	39.000	4.000	43.430	2.710	0.898	A	A
1	PB214	19.000	14.000	35.200	1.510	0.540	N	A
1	SR90	23.000	11.000	41.160	0.253	0.559	N	A
1	TH234	53.000	40.000	48.400	4.830	1.095	A	A
1	U234	47.000	8.000	42.320	3.100	1.111	W	A
1	U238	49.000	7.000	44.890	3.200	1.092	A	A

Matrix: VE Vegetation Bq / kg

1	CS137	327.000	33.000	300.670	15.250	1.088	A	A
1	K40	1950.000	400.000	1480.000	77.800	1.318	W	A
1	SR90	374.000	40.000	476.260	6.673	0.785	A	A

Matrix: WA Water Bq / L

1	CO60	271.000	20.000	268.670	9.710	1.009	A	A
1	CS134	57.000	4.000	60.200	1.860	0.947	A	N
1	CS137	76.000	5.000	81.430	4.280	0.933	A	W
1	Gross Alpha	328.000	45.000	210.000	21.000	1.562	N	A
1	Gross Beta	751.000	80.000	900.000	90.000	0.834	A	W
1	H3	165.000	44.000	227.300	5.615	0.726	N	A
1	SR90	7.500	1.000	8.690	0.420	0.863	A	N
1	U234	3.100	0.400	3.323	0.114	0.933	A	W
1	U238	3.000	0.400	3.370	0.140	0.890	W	N

Values for elemental uranium are reported in µg/filter, g, or mL. pCi/g or mL=Bq x 0.027**Evaluation:** A=Acceptable, W=Acceptable with Warning, N=Not Acceptable

If the evaluation system is not appropriate for the types of analyses performed in your lab, apply a site specific evaluation.

QAP 57 Results by Laboratory**Lab:** BU Autoridad Regulatoria, Buenos Aires, Argentina

No. Test	Radionuclide	Reported Value	Reported Error	EML Value	EML Error	Reported EML	Evaluation	QAP 56 Evaluation
Matrix: AI Air Filter Bq / filter								
1	AM241	0.175	0.009	0.191	0.004	0.918	A	
1	Bq U	0.051	0.006	0.467	0.008	0.109	N	A
1	CO60	23.000	1.000	23.000	0.059	1.000	A	A
1	CS137	32.000	1.500	32.500	0.777	0.985	A	A
1	Gross Alpha	0.270	0.010	0.287	0.029	0.941	A	A
1	MN54	52.000	2.000	52.200	1.170	0.996	A	A
1	PU239	0.007	0.002	0.206	0.002	0.034	N	A
1	U234	0.026	0.006	0.228	0.006	0.114	N	A
1	U238	0.024	0.004	0.230	0.006	0.104	N	A

Matrix: SO Soil Bq / kg

1	AC228	43.000	4.000	42.300	1.560	1.017	A	A
1	AM241	5.500	0.800	6.767	0.301	0.813	W	W
1	BI212	45.000	4.000	45.930	4.510	0.980	A	A
1	BI214	39.000	4.000	33.630	1.560	1.160	A	
1	Bq U	110.000	15.000	87.210	7.300	1.261	W	A
1	CS137	833.000	42.000	829.330	41.580	1.004	A	A
1	K40	640.000	35.000	637.670	34.260	1.004	A	A
1	PB212	46.000	4.000	43.430	2.710	1.059	A	A
1	PB214	39.000	4.000	35.200	1.510	1.108	A	
1	PU238	17.200	0.900	19.203	0.855	0.896	A	W
1	PU239	13.000	0.800	12.903	0.465	1.007	A	A
1	SR90	46.140	5.500	41.160	0.253	1.121	A	
1	U234	52.000	5.000	42.320	3.100	1.229	N	W
1	U238	56.000	6.000	44.890	3.200	1.247	N	W

Matrix: VE Vegetation Bq / kg

1	AM241	2.110	0.070	2.253	0.100	0.936	A	A
1	CM244	1.020	0.090	1.247	0.065	0.818	A	A
1	CO60	9.800	0.500	9.660	0.630	1.014	A	A
1	CS137	298.000	15.000	300.670	15.250	0.991	A	A
1	K40	1430.000	50.000	1480.000	77.800	0.966	A	A
1	PU239	3.000	0.200	3.427	0.149	0.875	A	A
1	SR90	471.100	28.000	476.260	6.673	0.989	A	A

Matrix: WA Water Bq / L

1	AM241	3.000	0.300	3.043	0.082	0.986	A	N
1	Bq U	6.700	0.300	6.836	0.266	0.980	A	A
1	CO60	270.000	13.000	268.670	9.710	1.005	A	A
1	CS134	59.000	6.000	60.200	1.860	0.980	A	A
1	CS137	82.000	4.000	81.430	4.280	1.007	A	A
1	Gross Alpha	183.000	15.000	210.000	21.000	0.871	A	A
1	H3	250.150	5.250	227.300	5.615	1.101	A	A

Values for elemental uranium are reported in µg/filter, g, or mL. pCi/g or mL=Bq x 0.027**Evaluation:** A=Acceptable, W=Acceptable with Warning, N=Not Acceptable

If the evaluation system is not appropriate for the types of analyses performed in your lab, apply a site specific evaluation.

QAP 57 Results by Laboratory**Lab:** BU Autoridad Regulatoria, Buenos Aires, Argentina

No. Test	Radionuclide	Reported Value	Reported Error	EML Value	EML Error	Reported EML	Evaluation	QAP 56 Evaluation
Matrix: WA Water Bq/L								
1	PU238	4.300	0.200	4.331	0.117	0.993	A	A
1	PU239	2.100	0.100	2.070	0.074	1.014	A	A
1	U234	3.300	0.200	3.323	0.114	0.993	A	A
1	U238	3.300	0.200	3.370	0.140	0.979	A	A

Values for elemental uranium are reported in $\mu\text{g}/\text{filter}$, g, or mL. pCi/g or mL=Bq x 0.027

Evaluation: A=Acceptable, W=Acceptable with Warning, N=Not Acceptable

If the evaluation system is not appropriate for the types of analyses performed in your lab, apply a site specific evaluation.

QAP 57 Results by Laboratory**Lab:** BX BWX Technologies, Inc., Lynchburg, VA

No. Test	Radionuclide	Reported Value	Reported Error	EML Value	EML Error	Reported EML	Evaluation	QAP 56 Evaluation
Matrix: AI Air Filter Bq / filter								
1	AM241	0.194	0.024	0.191	0.004	1.017	A	A
1	CO60	19.900	1.100	23.000	0.059	0.865	W	A
1	CS137	27.400	1.200	32.500	0.777	0.843	W	A
1	Gross Alpha	0.283	0.031	0.287	0.029	0.986	A	A
1	Gross Beta	0.769	0.064	0.871	0.087	0.883	A	A
1	MN54	40.000	6.700	52.200	1.170	0.766	N	A
1	PU238	0.125	0.015	0.119	0.003	1.049	A	A
1	PU239	0.203	0.021	0.206	0.002	0.986	A	A
1	SR90	4.730	0.320	5.561	0.119	0.851	A	A
1	U234	0.600	0.058	0.228	0.006	2.636	N	A
1	U238	0.550	0.054	0.230	0.006	2.392	N	A

Matrix: SO Soil Bq / kg

1	AC228	40.700	7.300	42.300	1.560	0.962	A	A
1	AM241	2.900	0.670	6.767	0.301	0.429	N	W
1	BI212	25.100	7.500	45.930	4.510	0.546	W	A
1	BI214	33.500	5.200	33.630	1.560	0.996	A	W
1	CS137	873.000	87.000	829.330	41.580	1.053	A	A
1	K40	655.000	69.000	637.670	34.260	1.027	A	A
1	PB212	46.600	5.100	43.430	2.710	1.073	A	A
1	PB214	34.200	7.100	35.200	1.510	0.972	A	A
1	PU239	8.700	0.960	12.903	0.465	0.674	N	W
1	SR90	20.100	2.100	41.160	0.253	0.488	N	A
1	TH234	46.600	14.900	48.400	4.830	0.963	A	A
1	U234	103.000	9.000	42.320	3.100	2.434	N	A
1	U238	98.200	8.500	44.890	3.200	2.188	N	A

Matrix: VE Vegetation Bq / kg

1	AM241	2.480	0.540	2.253	0.100	1.101	A	A
1	CM244	1.430	0.430	1.247	0.065	1.147	A	A
1	CO60	10.500	1.600	9.660	0.630	1.087	A	A
1	CS137	363.000	42.000	300.670	15.250	1.207	W	A
1	K40	1660.000	166.000	1480.000	77.800	1.122	A	A
1	PU239	3.460	0.550	3.427	0.149	1.010	A	N
1	SR90	705.000	38.000	476.260	6.673	1.480	N	A

Matrix: WA Water Bq / L

1	AM241	3.170	0.290	3.043	0.082	1.042	A	A
1	CO60	283.000	12.000	268.670	9.710	1.053	A	A
1	CS134	55.100	2.600	60.200	1.860	0.915	A	A
1	CS137	83.200	3.100	81.430	4.280	1.022	A	A
1	Gross Alpha	226.000	19.000	210.000	21.000	1.076	A	W
1	Gross Beta	826.000	31.000	900.000	90.000	0.918	A	A

Values for elemental uranium are reported in µg/filter, g, or mL. pCi/g or mL=Bq x 0.027**Evaluation:** A=Acceptable, W=Acceptable with Warning, N=Not Acceptable

If the evaluation system is not appropriate for the types of analyses performed in your lab, apply a site specific evaluation.

QAP 57 Results by Laboratory**Lab:** BX BWX Technologies, Inc., Lynchburg, VA

No. Test	Radionuclide	Reported Value	Reported Error	EML Value	EML Error	Reported EML	Evaluation	QAP 56 Evaluation
Matrix: WA Water Bq/L								
1	H3	276.000	21.000	227.300	5.615	1.214	A	A
1	PU238	3.840	0.320	4.331	0.117	0.887	W	A
1	PU239	1.960	0.170	2.070	0.074	0.947	A	A
1	SR90	11.800	0.700	8.690	0.420	1.358	N	A
1	U234	7.520	0.630	3.323	0.114	2.263	N	W
1	U238	7.770	0.650	3.370	0.140	2.306	N	W

Values for elemental uranium are reported in $\mu\text{g}/\text{filter}$, g, or mL. pCi/g or $\text{mL}=\text{Bq} \times 0.027$

Evaluation: A=Acceptable, W=Acceptable with Warning, N=Not Acceptable

If the evaluation system is not appropriate for the types of analyses performed in your lab, apply a site specific evaluation.

QAP 57 Results by Laboratory**Lab:** CA Canadian Nuclear Safety Commission, Ottawa, Canada

No. Test	Radionuclide	Reported Value	Reported Error	EML Value	EML Error	Reported EML	Evaluation	QAP 56 Evaluation
Matrix: AI Air Filter Bq / filter								
1	CO60	24.100	1.300	23.000	0.059	1.048	A	A
2	CO60	24.400	1.300	23.000	0.059	1.061	A	A
1	CS137	35.200	1.300	32.500	0.777	1.083	A	A
2	CS137	35.300	1.300	32.500	0.777	1.086	A	A
1	Gross Alpha	0.230	0.020	0.287	0.029	0.801	W	A
1	Gross Beta	0.930	0.080	0.871	0.087	1.068	A	A
1	MN54	54.400	1.600	52.200	1.170	1.042	A	A
2	MN54	56.100	1.700	52.200	1.170	1.075	A	A

Matrix: SO Soil Bq / kg

1	U	3.860	0.390	3.610	0.320	1.069	A	
2	U	3.750	0.380	3.610	0.320	1.039	A	
3	U	3.130	0.310	3.610	0.320	0.867	A	

Matrix: WA Water Bq / L

1	CO60	269.000	16.000	268.670	9.710	1.001	A	A
2	CO60	267.000	16.000	268.670	9.710	0.994	A	A
1	CS134	55.100	7.000	60.200	1.860	0.915	A	
2	CS134	55.900	6.900	60.200	1.860	0.929	A	
1	CS137	86.800	6.000	81.430	4.280	1.066	A	A
2	CS137	83.800	6.100	81.430	4.280	1.029	A	A
2	Gross Alpha	215.000	22.000	210.000	21.000	1.024	A	
1	Gross Alpha	215.000	22.000	210.000	21.000	1.024	A	
2	Gross Beta	1150.000	120.000	900.000	90.000	1.278	A	W
1	Gross Beta	1070.000	110.000	900.000	90.000	1.189	A	W
3	H3	215.000	22.000	227.300	5.615	0.946	A	A
1	H3	208.000	21.000	227.300	5.615	0.915	A	A
2	H3	203.000	20.000	227.300	5.615	0.893	W	A
1	U	0.283	0.028	0.273	0.012	1.038	A	

Values for elemental uranium are reported in µg/filter, g, or mL. pCi/g or mL=Bq x 0.027**Evaluation:** A=Acceptable, W=Acceptable with Warning, N=Not Acceptable

If the evaluation system is not appropriate for the types of analyses performed in your lab, apply a site specific evaluation.

QAP 57 Results by Laboratory**Lab:** CB Radiation Protection Bureau, Ontario, Canada

No. Test	Radionuclide	Reported Value	Reported Error	EML Value	EML Error	Reported EML	Evaluation	QAP 56 Evaluation
Matrix: AI Air Filter Bq / filter								
2	AM241	0.162	0.082	0.191	0.004	0.850	W	A
1	AM241	0.216	0.057	0.191	0.004	1.133	A	A
2	CO60	26.050	0.680	23.000	0.059	1.133	W	A
1	CO60	26.000	0.590	23.000	0.059	1.130	W	A
2	CS137	37.840	1.820	32.500	0.777	1.164	A	A
1	CS137	38.360	1.070	32.500	0.777	1.180	W	A
2	MN54	60.210	2.720	52.200	1.170	1.153	A	A
1	MN54	62.180	1.670	52.200	1.170	1.191	W	A

Matrix: WA Water Bq / L

1	AM241	3.150	0.390	3.043	0.082	1.035	A	A
2	AM241	3.030	0.260	3.043	0.082	0.996	A	A
3	AM241	3.150	0.920	3.043	0.082	1.035	A	A
2	CO60	282.700	10.500	268.670	9.710	1.052	A	A
1	CO60	274.000	10.700	268.670	9.710	1.020	A	A
1	CS134	55.940	1.490	60.200	1.860	0.929	A	W
3	CS134	51.570	1.740	60.200	1.860	0.857	W	W
2	CS134	53.350	1.350	60.200	1.860	0.886	W	W
1	CS137	83.120	5.300	81.430	4.280	1.021	A	A
2	CS137	78.430	4.310	81.430	4.280	0.963	A	A
3	CS137	83.950	4.710	81.430	4.280	1.031	A	A
1	H3	237.100	12.900	227.300	5.615	1.043	A	A
2	H3	247.600	13.700	227.300	5.615	1.089	A	A
1	SR90	8.200	0.210	8.690	0.420	0.944	A	A
2	SR90	8.110	0.210	8.690	0.420	0.933	A	A
2	U	0.271	0.020	0.273	0.012	0.994	A	
1	U	0.263	0.020	0.273	0.012	0.965	A	
3	U	0.269	0.020	0.273	0.012	0.987	A	

Values for elemental uranium are reported in µg/filter, g, or mL. pCi/g or mL=Bq x 0.027
Evaluation: A=Acceptable, W=Acceptable with Warning, N=Not Acceptable

If the evaluation system is not appropriate for the types of analyses performed in your lab, apply a site specific evaluation.

QAP 57 Results by Laboratory**Lab:** CC SRC Analytical Laboratory, Saskatoon, SK, Canada

No. Test	Radionuclide	Reported Value	Reported Error	EML Value	EML Error	Reported EML	Evaluation	QAP 56 Evaluation
Matrix: SO Soil Bq/kg								
1	AC228	56.000	6.000	42.300	1.560	1.324	W	
1	BI214	36.000	4.000	33.630	1.560	1.070	A	
1	CS137	890.000	90.000	829.330	41.580	1.073	A	
1	K40	602.000	60.000	637.670	34.260	0.944	A	
1	PB212	37.000	4.000	43.430	2.710	0.852	W	
1	PB214	34.000	3.000	35.200	1.510	0.966	A	
1	SR90	540.000	50.000	41.160	0.253	13.120	N	
1	TH234	9.700	1.000	48.400	4.830	0.200	N	
1	U	3.600	0.400	3.610	0.320	0.997	A	

Matrix: VE Vegetation Bq/kg

1	CO60	8.400	0.800	9.660	0.630	0.870	W	
1	CS137	322.000	32.000	300.670	15.250	1.071	A	
1	K40	1380.000	140.000	1480.000	77.800	0.932	A	
1	SR90	66.000	7.000	476.260	6.673	0.139	N	

Matrix: WA Water Bq/L

1	CO60	259.000	26.000	268.670	9.710	0.964	A	
1	CS134	55.000	6.000	60.200	1.860	0.914	A	
1	CS137	78.000	8.000	81.430	4.280	0.958	A	
1	Gross Alpha	123.000	12.000	210.000	21.000	0.586	W	
1	Gross Beta	836.000	84.000	900.000	90.000	0.929	A	
1	H3	609.000	61.000	227.300	5.615	2.679	N	
1	SR90	8.100	0.800	8.690	0.420	0.932	A	
1	U	0.272	0.027	0.273	0.012	0.998	A	

Values for elemental uranium are reported in µg/filter, g, or mL. pCi/g or mL=Bq x 0.027
Evaluation: A=Acceptable, W=Acceptable with Warning, N=Not Acceptable

If the evaluation system is not appropriate for the types of analyses performed in your lab, apply a site specific evaluation.

QAP 57 Results by Laboratory**Lab:** CD Centrale nucleaire Gentilly-2

No. Test	Radionuclide	Reported Value	Reported Error	EML Value	EML Error	Reported EML	Evaluation	QAP 56 Evaluation
Matrix: AI Air Filter Bq / filter								
1	CO60	24.000	1.000	23.000	0.059	1.043	A	A
1	CS137	37.000	2.000	32.500	0.777	1.138	A	A
1	Gross Beta	0.800	0.100	0.871	0.087	0.918	A	A
1	MN54	59.000	3.000	52.200	1.170	1.130	A	A
Matrix: SO Soil Bq / kg								
1	AC228	44.000	3.000	42.300	1.560	1.040	A	A
1	BI212	55.000	9.000	45.930	4.510	1.197	W	A
1	BI214	34.000	2.000	33.630	1.560	1.011	A	W
1	CS137	878.000	25.000	829.330	41.580	1.059	A	A
1	K40	695.000	25.000	637.670	34.260	1.090	A	A
1	PB212	49.000	2.000	43.430	2.710	1.128	A	A
1	PB214	40.000	3.000	35.200	1.510	1.136	A	W
Matrix: VE Vegetation Bq / kg								
1	CO60	9.000	1.000	9.660	0.630	0.932	A	A
1	CS137	306.000	9.000	300.670	15.250	1.018	A	A
1	K40	1460.000	50.000	1480.000	77.800	0.986	A	A
Matrix: WA Water Bq / L								
1	CO60	263.000	8.000	268.670	9.710	0.979	A	A
1	CS134	55.000	2.000	60.200	1.860	0.914	A	A
1	CS137	80.000	3.000	81.430	4.280	0.982	A	A
1	Gross Beta	900.000	90.000	900.000	90.000	1.000	A	A
1	H3	220.000	16.000	227.300	5.615	0.968	A	A

Values for elemental uranium are reported in µg/filter, g, or mL. pCi/g or mL=Bq x 0.027

Evaluation: A=Acceptable, W=Acceptable with Warning, N=Not Acceptable

If the evaluation system is not appropriate for the types of analyses performed in your lab, apply a site specific evaluation.

QAP 57 Results by Laboratory**Lab:** CE Environmental Monitoring Laboratory, New Brunswick, Canada

No. Test	Radionuclide	Reported Value	Reported Error	EML Value	EML Error	Reported EML	Evaluation	QAP 56 Evaluation
Matrix: AI Air Filter Bq / filter								
1	CO60	22.700	1.000	23.000	0.059	0.987	A	A
1	CS137	31.800	1.900	32.500	0.777	0.978	A	A
1	Gross Alpha	0.260	0.020	0.287	0.029	0.906	A	A
1	Gross Beta	0.750	0.040	0.871	0.087	0.861	A	A
1	MN54	54.300	3.200	52.200	1.170	1.040	A	A
1	SR90	5.000	0.080	5.561	0.119	0.899	A	W

Matrix: SO Soil Bq / kg

1	CS137	761.000	44.700	829.330	41.580	0.918	A	W
1	K40	590.000	49.500	637.670	34.260	0.925	A	A

Matrix: VE Vegetation Bq / kg

1	CO60	9.600	1.800	9.660	0.630	0.994	A	W
1	CS137	327.000	21.000	300.670	15.250	1.088	A	A
1	K40	1600.000	125.000	1480.000	77.800	1.081	A	A

Matrix: WA Water Bq / L

1	CO60	252.000	12.300	268.670	9.710	0.938	A	A
1	CS134	69.700	8.600	60.200	1.860	1.158	W	
1	CS137	81.400	5.900	81.430	4.280	1.000	A	A
1	Gross Alpha	196.000	18.200	210.000	21.000	0.933	A	A
1	Gross Beta	841.000	48.300	900.000	90.000	0.934	A	A
1	H3	231.000	9.700	227.300	5.615	1.016	A	A
1	SR90	7.400	0.400	8.690	0.420	0.852	A	W

Values for elemental uranium are reported in µg/filter, g, or mL. pCi/g or mL=Bq x 0.027**Evaluation:** A=Acceptable, W=Acceptable with Warning, N=Not Acceptable

If the evaluation system is not appropriate for the types of analyses performed in your lab, apply a site specific evaluation.

QAP 57 Results by Laboratory**Lab:** CF Freshwater Institute Radiochemistry Winnipeg, Manitoba, Canada

No. Test	Radionuclide	Reported Value	Reported Error	EML Value	EML Error	Reported EML	Evaluation	QAP 56 Evaluation
Matrix: SO Soil Bq/kg								
3	CS137	829.100	5.100	829.330	41.580	1.000	A	A
2	CS137	826.400	5.300	829.330	41.580	0.996	A	A
1	CS137	822.400	5.400	829.330	41.580	0.992	A	A
2	PB214	33.100	2.100	35.200	1.510	0.940	A	W
3	PB214	33.000	1.800	35.200	1.510	0.938	A	W
1	PB214	29.100	2.100	35.200	1.510	0.827	W	W
2	U234	57.800	4.100	42.320	3.100	1.366	N	A
1	U234	57.500	3.700	42.320	3.100	1.359	N	A
2	U238	61.900	4.300	44.890	3.200	1.379	N	A
1	U238	58.200	3.800	44.890	3.200	1.297	N	A
Matrix: VE Vegetation Bq/kg								
2	CO60	11.500	2.400	9.660	0.630	1.190	A	A
1	CO60	9.400	1.500	9.660	0.630	0.973	A	A
3	CO60	10.700	2.400	9.660	0.630	1.108	A	A
1	CS137	308.400	2.700	300.670	15.250	1.026	A	N
2	CS137	297.000	4.400	300.670	15.250	0.988	A	N
3	CS137	295.400	4.200	300.670	15.250	0.982	A	N
Matrix: WA Water Bq/L								
3	CO60	280.900	1.100	268.670	9.710	1.046	A	A
2	CO60	279.000	1.700	268.670	9.710	1.038	A	A
1	CO60	286.200	1.800	268.670	9.710	1.065	A	A
1	CS134	67.400	0.700	60.200	1.860	1.120	A	N
2	CS134	66.200	0.700	60.200	1.860	1.100	A	N
3	CS134	67.700	0.400	60.200	1.860	1.125	A	N
3	CS137	83.500	0.600	81.430	4.280	1.025	A	A
1	CS137	86.700	1.000	81.430	4.280	1.065	A	A
2	CS137	83.700	0.900	81.430	4.280	1.028	A	A
3	U234	2.550	0.150	3.323	0.114	0.767	N	N
2	U234	2.560	0.260	3.323	0.114	0.770	N	N
1	U234	2.980	0.180	3.323	0.114	0.897	W	N
3	U238	2.810	0.160	3.370	0.140	0.834	W	N
2	U238	3.450	0.330	3.370	0.140	1.024	A	N
1	U238	3.410	0.200	3.370	0.140	1.012	A	N

Values for elemental uranium are reported in µg/filter, g, or mL. pCi/g or mL=Bq x 0.027
Evaluation: A=Acceptable, W=Acceptable with Warning, N=Not Acceptable

If the evaluation system is not appropriate for the types of analyses performed in your lab, apply a site specific evaluation.

QAP 57 Results by Laboratory**Lab:** CG AECL WL Environmental Monitoring Group, Canada

No. Test	Radionuclide	Reported Value	Reported Error	EML Value	EML Error	Reported EML	Evaluation	QAP 56 Evaluation
Matrix: AI Air Filter Bq / filter								
1	CO60	22.200	0.800	23.000	0.059	0.965	A	A
1	CS137	30.990	1.230	32.500	0.777	0.954	A	A
1	Gross Alpha	0.330	0.010	0.287	0.029	1.150	A	W
1	Gross Beta	0.730	0.050	0.871	0.087	0.838	W	W
1	MN54	52.800	2.580	52.200	1.170	1.011	A	A
Matrix: SO Soil Bq/kg								
1	CS137	824.000	48.000	829.330	41.580	0.994	A	A
1	K40	664.000	120.000	637.670	34.260	1.041	A	A
Matrix: VE Vegetation Bq/kg								
1	CO60	11.700	3.000	9.660	0.630	1.211	A	W
1	CS137	283.000	15.000	300.670	15.250	0.941	A	A
1	K40	1412.000	58.000	1480.000	77.800	0.954	A	A
1	SR90	466.000	12.000	476.260	6.673	0.978	A	
Matrix: WA Water Bq/L								
1	CO60	271.000	5.000	268.670	9.710	1.009	A	A
1	CS134	58.500	0.500	60.200	1.860	0.972	A	N
1	CS137	83.200	1.000	81.430	4.280	1.022	A	A
1	Gross Beta	911.000	164.000	900.000	90.000	1.012	A	W
1	H3	300.000	38.000	227.300	5.615	1.320	A	N
1	U	0.317	0.046	0.273	0.012	1.163	W	

Values for elemental uranium are reported in µg/filter, g, or mL. pCi/g or mL=Bq x 0.027
Evaluation: A=Acceptable, W=Acceptable with Warning, N=Not Acceptable

If the evaluation system is not appropriate for the types of analyses performed in your lab, apply a site specific evaluation.

QAP 57 Results by Laboratory**Lab:** CH California State Dept. Health Serv., Sanitation & Radiation Laboratory

No. Test	Radionuclide	Reported Value	Reported Error	EML Value	EML Error	Reported EML	Evaluation	QAP 56 Evaluation
Matrix: AI Air Filter Bq / filter								
1	AM241	0.186	0.023	0.191	0.004	0.976	A	N
1	CO60	24.040	0.270	23.000	0.059	1.045	A	A
1	CS137	33.910	0.265	32.500	0.777	1.043	A	A
1	Gross Alpha	0.336	0.028	0.287	0.029	1.170	A	A
1	Gross Beta	0.732	0.034	0.871	0.087	0.840	W	A
1	MN54	55.380	0.334	52.200	1.170	1.061	A	A
1	PU238	0.103	0.014	0.119	0.003	0.861	W	N
1	PU239	0.199	0.021	0.206	0.002	0.965	A	N
1	SR90	5.525	0.431	5.561	0.119	0.993	A	N
1	U	17.330	1.733	18.590	0.340	0.932	A	
1	U234	0.207	0.019	0.228	0.006	0.911	A	N
1	U238	0.206	0.019	0.230	0.006	0.896	W	N

Matrix: SO Soil Bq / kg

1	AC228	45.180	3.789	42.300	1.560	1.068	A	A
1	AM241	8.237	1.190	6.767	0.301	1.217	A	A
1	BI212	48.880	8.914	45.930	4.510	1.064	A	A
1	BI214	32.820	2.333	33.630	1.560	0.976	A	A
1	CS137	907.600	4.711	829.330	41.580	1.094	A	A
1	K40	704.400	18.870	637.670	34.260	1.105	A	A
1	PB212	42.960	1.741	43.430	2.710	0.989	A	A
1	PB214	35.340	2.725	35.200	1.510	1.004	A	A
1	PU238	17.480	1.737	19.203	0.855	0.910	A	
1	PU239	13.890	1.485	12.903	0.465	1.076	A	A
1	SR90	46.100	8.185	41.160	0.253	1.120	A	A
1	TH234	48.990	26.080	48.400	4.830	1.012	A	A
1	U	3.240	0.324	3.610	0.320	0.898	A	
1	U234	40.040	3.574	42.320	3.100	0.946	A	A
1	U238	42.930	3.778	44.890	3.200	0.956	A	A

Matrix: VE Vegetation Bq / kg

1	AM241	2.190	0.300	2.253	0.100	0.972	A	A
1	CM244	1.300	0.170	1.247	0.065	1.043	A	A
1	CO60	10.580	2.010	9.660	0.630	1.095	A	A
1	CS137	316.900	4.970	300.670	15.250	1.054	A	A
1	K40	1637.600	52.760	1480.000	77.800	1.106	A	A
1	PU239	3.300	0.270	3.427	0.149	0.963	A	N
1	SR90	465.000	14.010	476.260	6.673	0.976	A	A

Matrix: WA Water Bq / L

1	AM241	3.090	0.220	3.043	0.082	1.015	A	A
1	CO60	271.100	2.530	268.670	9.710	1.009	A	A
1	CS134	63.190	1.286	60.200	1.860	1.050	A	A

Values for elemental uranium are reported in µg/filter, g, or mL. pCi/g or mL=Bq x 0.027**Evaluation:** A=Acceptable, W=Acceptable with Warning, N=Not Acceptable

If the evaluation system is not appropriate for the types of analyses performed in your lab, apply a site specific evaluation.

QAP 57 Results by Laboratory**Lab:** CH California State Dept. Health Serv., Sanitation & Radiation Laboratory

No. Test	Radionuclide	Reported Value	Reported Error	EML Value	EML Error	Reported EML	Evaluation	QAP 56 Evaluation
Matrix: WA Water Bq/L								
1	CS137	81.100	1.405	81.430	4.280	0.996	A	A
1	Gross Alpha	329.300	51.940	210.000	21.000	1.568	N	A
1	Gross Beta	864.300	44.490	900.000	90.000	0.960	A	A
1	H3	238.770	11.690	227.300	5.615	1.050	A	A
1	PU238	4.241	0.294	4.331	0.117	0.979	A	A
1	PU239	2.164	0.161	2.070	0.074	1.045	A	A
1	SR90	8.305	0.944	8.690	0.420	0.956	A	A
1	U	0.271	0.027	0.273	0.012	0.996	A	A
1	U234	3.268	0.231	3.323	0.114	0.983	A	A
1	U238	3.312	0.234	3.370	0.140	0.983	A	A

Values for elemental uranium are reported in $\mu\text{g}/\text{filter}$, g, or mL. pCi/g or mL=Bq x 0.027

Evaluation: A=Acceptable, W=Acceptable with Warning, N=Not Acceptable

If the evaluation system is not appropriate for the types of analyses performed in your lab, apply a site specific evaluation.

QAP 57 Results by Laboratory**Lab:** CM Metropolitan Water Reclamation District of Greater Chicago

No. Test	Radionuclide	Reported Value	Reported Error	EML Value	EML Error	Reported EML	Evaluation	QAP 56 Evaluation
Matrix: SO Soil Bq/kg								
1	AC228	45.100	1.100	42.300	1.560	1.066	A	A
2	AC228	46.200	1.200	42.300	1.560	1.092	A	A
1	BI212	27.400	1.800	45.930	4.510	0.597	A	W
2	BI212	28.800	1.900	45.930	4.510	0.627	A	W
2	BI214	36.900	1.000	33.630	1.560	1.097	A	W
1	BI214	34.300	0.900	33.630	1.560	1.020	A	W
1	CS137	849.000	18.000	829.330	41.580	1.024	A	A
2	CS137	876.000	19.000	829.330	41.580	1.056	A	A
1	K40	710.000	21.000	637.670	34.260	1.113	A	A
2	K40	730.000	22.000	637.670	34.260	1.145	A	A
2	PB212	47.400	1.900	43.430	2.710	1.091	A	A
1	PB212	46.200	1.800	43.430	2.710	1.064	A	A
1	PB214	39.200	1.100	35.200	1.510	1.114	A	A
2	PB214	41.100	1.100	35.200	1.510	1.168	A	A

Matrix: WA Water Bq/L

2	CO60	279.600	4.200	268.670	9.710	1.041	A	A
1	CO60	278.700	4.100	268.670	9.710	1.037	A	A
1	CS134	57.300	0.800	60.200	1.860	0.952	A	W
2	CS134	57.300	0.800	60.200	1.860	0.952	A	W
1	CS137	84.900	1.800	81.430	4.280	1.043	A	A
2	CS137	84.900	1.800	81.430	4.280	1.043	A	A
1	Gross Alpha	214.200	9.700	210.000	21.000	1.020	A	N
2	Gross Alpha	201.100	9.600	210.000	21.000	0.958	A	N
1	Gross Beta	830.600	14.000	900.000	90.000	0.923	A	A
2	Gross Beta	832.900	14.400	900.000	90.000	0.925	A	A
1	H3	197.900	2.900	227.300	5.615	0.871	W	A
2	H3	197.100	2.900	227.300	5.615	0.867	W	A

Values for elemental uranium are reported in µg/filter, g, or mL. pCi/g or mL=Bq x 0.027
Evaluation: A=Acceptable, W=Acceptable with Warning, N=Not Acceptable

If the evaluation system is not appropriate for the types of analyses performed in your lab, apply a site specific evaluation.

QAP 57 Results by Laboratory**Lab:** CN China Institute for Radiation Protection

No. Test	Radionuclide	Reported Value	Reported Error	EML Value	EML Error	Reported EML	Evaluation	QAP 56 Evaluation
Matrix: AI Air Filter Bq / filter								
1	CO60	22.000	1.100	23.000	0.059	0.957	A	A
1	CS137	32.400	1.200	32.500	0.777	0.997	A	A
1	MN54	55.500	2.000	52.200	1.170	1.063	A	A
Matrix: SO Soil Bq / kg								
1	AC228	38.100	1.600	42.300	1.560	0.901	A	A
1	BI214	34.500	1.800	33.630	1.560	1.026	A	A
1	CS137	883.000	44.000	829.330	41.580	1.065	A	A
1	K40	633.000	32.000	637.670	34.260	0.993	A	W
1	PB212	38.100	1.400	43.430	2.710	0.877	W	W
1	PB214	34.600	1.300	35.200	1.510	0.983	A	A
Matrix: VE Vegetation Bq / kg								
1	CO60	9.320	0.530	9.660	0.630	0.965	A	A
1	CS137	305.000	15.000	300.670	15.250	1.014	A	A
1	K40	1480.000	75.000	1480.000	77.800	1.000	A	A

Values for elemental uranium are reported in $\mu\text{g}/\text{filter}$, g, or mL. pCi/g or mL=Bq x 0.027

Evaluation: A=Acceptable, W=Acceptable with Warning, N=Not Acceptable

If the evaluation system is not appropriate for the types of analyses performed in your lab, apply a site specific evaluation.

QAP 57 Results by Laboratory**Lab:** CO Bedford Institute of Oceanography, Dartmouth, Nova Scotia, Canada

No. Test	Radionuclide	Reported Value	Reported Error	EML Value	EML Error	Reported EML	Evaluation	QAP 56 Evaluation
----------	--------------	----------------	----------------	-----------	-----------	--------------	------------	-------------------

Matrix: SO Soil Bq/kg

1	CS137	805.000	46.000	829.330	41.580	0.971	A	
2	CS137	806.000	46.000	829.330	41.580	0.972	A	
3	CS137	801.000	46.000	829.330	41.580	0.966	A	

Matrix: VE Vegetation Bq/kg

1	CO60	10.000	2.000	9.660	0.630	1.035	A	
2	CO60	10.000	2.000	9.660	0.630	1.035	A	
3	CO60	8.000	2.000	9.660	0.630	0.828	W	
2	CS137	315.000	19.000	300.670	15.250	1.048	A	
3	CS137	316.000	19.000	300.670	15.250	1.051	A	
1	CS137	314.000	18.000	300.670	15.250	1.044	A	

Values for elemental uranium are reported in µg/filter, g, or mL. pCi/g or mL=Bq x 0.027
Evaluation: A=Acceptable, W=Acceptable with Warning, N=Not Acceptable

If the evaluation system is not appropriate for the types of analyses performed in your lab, apply a site specific evaluation.

QAP 57 Results by Laboratory**Lab:** CP CoPhysics Corporation, Monroe, NY

No. Test	Radionuclide	Reported Value	Reported Error	EML Value	EML Error	Reported EML	Evaluation	QAP 56 Evaluation
Matrix: AI Air Filter Bq / filter								
1	Gross Alpha	0.305	0.016	0.287	0.029	1.063	A	A
1	Gross Beta	0.749	0.026	0.871	0.087	0.860	A	W
Matrix: SO Soil Bq / kg								
1	AC228	40.100	2.700	42.300	1.560	0.948	A	N
1	BI212	46.900	5.100	45.930	4.510	1.021	A	N
1	BI214	32.800	2.100	33.630	1.560	0.975	A	A
1	CS137	895.000	38.000	829.330	41.580	1.079	A	W
1	K40	665.000	31.000	637.670	34.260	1.043	A	A
1	PB212	45.900	2.200	43.430	2.710	1.057	A	N
1	PB214	32.500	2.800	35.200	1.510	0.923	A	A
Matrix: WA Water Bq / L								
1	CO60	251.000	10.000	268.670	9.710	0.934	A	A
1	CS134	59.000	3.100	60.200	1.860	0.980	A	A
1	CS137	82.500	3.500	81.430	4.280	1.013	A	W
1	Gross Alpha	223.000	12.000	210.000	21.000	1.062	A	A
1	Gross Beta	842.000	30.000	900.000	90.000	0.936	A	A

Values for elemental uranium are reported in $\mu\text{g}/\text{filter}$, g, or mL. pCi/g or $\text{mL}=\text{Bq} \times 0.027$

Evaluation: A=Acceptable, W=Acceptable with Warning, N=Not Acceptable

If the evaluation system is not appropriate for the types of analyses performed in your lab, apply a site specific evaluation.

QAP 57 Results by Laboratory**Lab:** CR Atomic Energy of Canada, Chalk River Laboratories, Canada

No. Test	Radionuclide	Reported Value	Reported Error	EML Value	EML Error	Reported EML	Evaluation	QAP 56 Evaluation
Matrix: SO Soil Bq/kg								
1	AM241	6.700	0.800	6.767	0.301	0.990	A	
1	BI212	49.000	7.000	45.930	4.510	1.067	A	N
1	CS137	836.000	11.000	829.330	41.580	1.008	A	A
1	K40	660.000	17.000	637.670	34.260	1.035	A	A
1	PB212	46.000	1.000	43.430	2.710	1.059	A	A
1	PB214	35.000	1.000	35.200	1.510	0.994	A	A
Matrix: VE Vegetation Bq/kg								
1	CO60	10.000	1.000	9.660	0.630	1.035	A	A
1	CS137	305.000	5.000	300.670	15.250	1.014	A	A
1	K40	1529.000	4.000	1480.000	77.800	1.033	A	A
Matrix: WA Water Bq/L								
1	AM241	2.800	0.100	3.043	0.082	0.920	A	W
1	CO60	257.000	2.000	268.670	9.710	0.957	A	A
1	CS134	44.900	0.400	60.200	1.860	0.746	N	W
1	CS137	78.000	1.000	81.430	4.280	0.958	A	A
1	H3	604.000	55.000	227.300	5.615	2.657	N	W
1	PU238	3.880	0.060	4.331	0.117	0.896	W	A
1	PU239	1.940	0.040	2.070	0.074	0.937	A	A
1	SR90	7.300	0.200	8.690	0.420	0.840	A	W

Values for elemental uranium are reported in µg/filter, g, or mL. pCi/g or mL=Bq x 0.027
Evaluation: A=Acceptable, W=Acceptable with Warning, N=Not Acceptable

If the evaluation system is not appropriate for the types of analyses performed in your lab, apply a site specific evaluation.

QAP 57 Results by Laboratory**Lab:** CS Rocketdyne Propulsion & Power, Canoga Park, CA

No. Test	Radionuclide	Reported Value	Reported Error	EML Value	EML Error	Reported EML	Evaluation	QAP 56 Evaluation
Matrix: AI Air Filter Bq / filter								
1	CO60	23.660	0.950	23.000	0.059	1.029	A	
1	CS137	32.950	1.410	32.500	0.777	1.014	A	
1	MN54	52.140	2.250	52.200	1.170	0.999	A	
Matrix: SO Soil Bq / kg								
1	AC228	39.250	6.180	42.300	1.560	0.928	A	N
1	BI212	28.140	4.600	45.930	4.510	0.613	A	N
1	BI214	33.440	5.250	33.630	1.560	0.994	A	
1	CS137	863.400	135.600	829.330	41.580	1.041	A	W
1	K40	646.300	102.200	637.670	34.260	1.014	A	W
1	PB212	44.050	6.960	43.430	2.710	1.014	A	W
1	PB214	37.440	5.880	35.200	1.510	1.064	A	A
1	TH234	50.760	9.420	48.400	4.830	1.049	A	A
Matrix: VE Vegetation Bq / kg								
1	CO60	9.540	2.930	9.660	0.630	0.988	A	
1	CS137	315.600	96.590	300.670	15.250	1.050	A	A
1	K40	1551.000	475.300	1480.000	77.800	1.048	A	A
Matrix: WA Water Bq / L								
1	CO60	290.300	21.420	268.670	9.710	1.081	A	A
1	CS137	92.610	7.020	81.430	4.280	1.137	W	A

Values for elemental uranium are reported in µg/filter, g, or mL. pCi/g or mL=Bq x 0.027
Evaluation: A=Acceptable, W=Acceptable with Warning, N=Not Acceptable

If the evaluation system is not appropriate for the types of analyses performed in your lab, apply a site specific evaluation.

QAP 57 Results by Laboratory**Lab:** CU Universite Laval, Quebec Canada

No. Test	Radionuclide	Reported Value	Reported Error	EML Value	EML Error	Reported EML	Evaluation	QAP 56 Evaluation
Matrix: AI Air Filter Bq / filter								
1	CO60	23.000	0.300	23.000	0.059	1.000	A	A
1	CS137	32.500	0.300	32.500	0.777	1.000	A	A
1	Gross Alpha	0.330	0.050	0.287	0.029	1.150	A	A
1	MN54	51.200	0.500	52.200	1.170	0.981	A	A
Matrix: SO Soil Bq / kg								
1	AC228	47.000	5.000	42.300	1.560	1.111	A	A
1	BI212	44.000	4.000	45.930	4.510	0.958	A	A
1	BI214	38.000	3.000	33.630	1.560	1.130	A	W
1	CS137	939.000	45.000	829.330	41.580	1.132	A	A
1	K40	703.000	30.000	637.670	34.260	1.102	A	A
1	PB212	38.000	4.000	43.430	2.710	0.875	W	A
1	PB214	39.000	3.000	35.200	1.510	1.108	A	A
Matrix: VE Vegetation Bq / kg								
1	CO60	8.600	1.500	9.660	0.630	0.890	W	A
1	CS137	305.000	25.000	300.670	15.250	1.014	A	A
1	K40	1436.000	50.000	1480.000	77.800	0.970	A	A
Matrix: WA Water Bq / L								
1	CO60	317.000	3.000	268.670	9.710	1.180	W	A
1	CS134	58.600	0.200	60.200	1.860	0.973	A	A
1	CS137	87.200	0.300	81.430	4.280	1.071	A	A
1	H3	225.000	5.000	227.300	5.615	0.990	A	A
1	SR90	4.500	0.300	8.690	0.420	0.518	N	W

Values for elemental uranium are reported in µg/filter, g, or mL. pCi/g or mL=Bq x 0.027

Evaluation: A=Acceptable, W=Acceptable with Warning, N=Not Acceptable

If the evaluation system is not appropriate for the types of analyses performed in your lab, apply a site specific evaluation.

QAP 57 Results by Laboratory**Lab:** CW Carlsbad Environmental Monitoring Research Center, NM

No. Test	Radionuclide	Reported Value	Reported Error	EML Value	EML Error	Reported EML	Evaluation	QAP 56 Evaluation
Matrix: SO Soil Bq/kg								
1	AC228	43.000	3.000	42.300	1.560	1.017	A	A
1	CS137	826.000	17.000	829.330	41.580	0.996	A	A
1	K40	604.000	22.000	637.670	34.260	0.947	A	W
Matrix: VE Vegetation Bq/kg								
1	CS137	301.000	7.000	300.670	15.250	1.001	A	A
1	K40	1447.000	50.000	1480.000	77.800	0.978	A	A
Matrix: WA Water Bq/L								
1	CO60	268.000	5.000	268.670	9.710	0.998	A	A
1	CS134	58.500	1.500	60.200	1.860	0.972	A	
1	CS137	81.900	2.700	81.430	4.280	1.006	A	A
1	Gross Alpha	235.000	10.000	210.000	21.000	1.119	A	A
1	Gross Beta	851.000	15.000	900.000	90.000	0.946	A	A

Values for elemental uranium are reported in $\mu\text{g}/\text{filter}$, g, or mL. pCi/g or mL=Bq x 0.027

Evaluation: A=Acceptable, W=Acceptable with Warning, N=Not Acceptable

If the evaluation system is not appropriate for the types of analyses performed in your lab, apply a site specific evaluation.

QAP 57 Results by Laboratory**Lab:** CZ ACZ Laboratories, Inc. Steamboat Springs, CO

No. Test	Radionuclide	Reported Value	Reported Error	EML Value	EML Error	Reported EML	Evaluation	QAP 56 Evaluation
Matrix: WA Water Bq/L								
1	Gross Alpha	5.070	8.860	210.000	21.000	0.024	N	W
1	Gross Beta	785.000	28.100	900.000	90.000	0.872	A	A

Values for elemental uranium are reported in $\mu\text{g}/\text{filter}$, g, or mL. pCi/g or $\text{mL}=\text{Bq} \times 0.027$

Evaluation: A=Acceptable, W=Acceptable with Warning, N=Not Acceptable

If the evaluation system is not appropriate for the types of analyses performed in your lab, apply a site specific evaluation.

QAP 57 Results by Laboratory**Lab:** DH Duke Engineering Services Hanford

No. Test	Radionuclide	Reported Value	Reported Error	EML Value	EML Error	Reported EML	Evaluation	QAP 56 Evaluation
Matrix: AI Air Filter Bq / filter								
1	AM241	0.244	0.025	0.191	0.004	1.279	A	
1	CO60	26.230	1.150	23.000	0.059	1.140	W	
1	CS137	38.110	1.480	32.500	0.777	1.173	W	
1	Gross Alpha	0.287	0.016	0.287	0.029	1.000	A	
1	Gross Beta	0.635	0.008	0.871	0.087	0.729	N	
1	MN54	60.180	2.950	52.200	1.170	1.153	A	

Matrix: SO Soil Bq / kg

1	AC228	46.610	4.910	42.300	1.560	1.102	A	
1	AM241	7.676	0.657	6.767	0.301	1.134	A	
1	BI212	27.510	5.100	45.930	4.510	0.599	A	
1	BI214	42.050	4.820	33.630	1.560	1.250	W	
1	CS137	887.700	62.900	829.330	41.580	1.070	A	
1	K40	660.800	45.100	637.670	34.260	1.036	A	
1	PB212	40.410	4.130	43.430	2.710	0.930	A	
1	PB214	40.770	3.200	35.200	1.510	1.158	A	

Matrix: WA Water Bq / L

1	CO60	289.500	7.500	268.670	9.710	1.078	A	
1	CS134	62.720	4.660	60.200	1.860	1.042	A	
1	CS137	90.120	6.140	81.430	4.280	1.107	A	
1	Gross Alpha	107.400	15.700	210.000	21.000	0.511	N	
1	Gross Beta	792.300	27.100	900.000	90.000	0.880	A	
1	H3	272.200	18.800	227.300	5.615	1.198	A	

Values for elemental uranium are reported in µg/filter, g, or mL. pCi/g or mL=Bq x 0.027
Evaluation: A=Acceptable, W=Acceptable with Warning, N=Not Acceptable

If the evaluation system is not appropriate for the types of analyses performed in your lab, apply a site specific evaluation.

QAP 57 Results by Laboratory**Lab:** EC Envirocare of Utah

No. Test	Radionuclide	Reported Value	Reported Error	EML Value	EML Error	Reported EML	Evaluation	QAP 56 Evaluation
Matrix: AI Air Filter Bq / filter								
3	AM241	0.280	0.030	0.191	0.004	1.468	W	W
4	AM241	0.270	0.030	0.191	0.004	1.416	W	W
2	AM241	0.290	0.030	0.191	0.004	1.521	W	W
1	AM241	0.290	0.030	0.191	0.004	1.521	W	W
5	AM241	0.240	0.030	0.191	0.004	1.259	A	W
5	CO60	29.300	0.500	23.000	0.059	1.274	N	W
3	CO60	29.500	0.500	23.000	0.059	1.283	N	W
1	CO60	28.800	0.500	23.000	0.059	1.252	W	W
4	CO60	29.500	0.600	23.000	0.059	1.283	N	W
2	CO60	29.400	0.600	23.000	0.059	1.278	N	W
4	CS137	40.500	1.400	32.500	0.777	1.246	W	A
1	CS137	40.600	1.200	32.500	0.777	1.249	W	A
3	CS137	41.100	1.400	32.500	0.777	1.265	W	A
2	CS137	40.600	1.400	32.500	0.777	1.249	W	A
5	CS137	40.900	1.300	32.500	0.777	1.258	W	A
1	Gross Alpha	0.290	0.030	0.287	0.029	1.010	A	A
5	Gross Alpha	0.370	0.030	0.287	0.029	1.289	W	A
4	Gross Alpha	0.340	0.030	0.287	0.029	1.185	A	A
3	Gross Alpha	0.350	0.030	0.287	0.029	1.220	W	A
2	Gross Alpha	0.340	0.030	0.287	0.029	1.185	A	A
5	Gross Beta	0.670	0.070	0.871	0.087	0.769	W	N
4	Gross Beta	0.690	0.070	0.871	0.087	0.792	W	N
1	Gross Beta	0.640	0.060	0.871	0.087	0.735	N	N
3	Gross Beta	0.620	0.060	0.871	0.087	0.712	N	N
2	Gross Beta	0.690	0.070	0.871	0.087	0.792	W	N
1	MN54	67.400	1.700	52.200	1.170	1.291	W	A
2	MN54	68.800	2.000	52.200	1.170	1.318	W	A
3	MN54	68.700	2.000	52.200	1.170	1.316	W	A
4	MN54	68.900	2.000	52.200	1.170	1.320	W	A
5	MN54	69.000	1.700	52.200	1.170	1.322	W	A

Matrix: SO Soil Bq / kg

2	AC228	50.200	1.900	42.300	1.560	1.187	A	A
3	AC228	48.800	1.800	42.300	1.560	1.154	A	A
4	AC228	50.400	1.900	42.300	1.560	1.191	W	A
5	AC228	51.200	1.900	42.300	1.560	1.210	W	A
1	AC228	50.300	1.900	42.300	1.560	1.189	A	A
1	AM241	9.400	1.100	6.767	0.301	1.389	A	A
2	AM241	8.000	1.000	6.767	0.301	1.182	A	A
3	AM241	9.700	1.100	6.767	0.301	1.433	A	A
4	AM241	9.300	1.100	6.767	0.301	1.374	A	A
5	AM241	9.600	1.100	6.767	0.301	1.419	A	A
3	BI212	51.700	7.300	45.930	4.510	1.126	A	A
2	BI212	42.700	7.200	45.930	4.510	0.930	A	A
4	BI212	41.000	6.500	45.930	4.510	0.893	A	A
5	BI212	40.200	6.500	45.930	4.510	0.875	A	A

Values for elemental uranium are reported in µg/filter, g, or mL. pCi/g or mL=Bq x 0.027**Evaluation:** A=Acceptable, W=Acceptable with Warning, N=Not Acceptable

If the evaluation system is not appropriate for the types of analyses performed in your lab, apply a site specific evaluation.

QAP 57 Results by Laboratory**Lab:** EC Envirocare of Utah

No. Test	Radionuclide	Reported Value	Reported Error	EML Value	EML Error	Reported EML	Evaluation	QAP 56 Evaluation
Matrix: SO Soil Bq/kg								
1	BI212	39.500	7.100	45.930	4.510	0.860	A	A
5	BI214	43.500	1.900	33.630	1.560	1.293	W	A
4	BI214	41.100	1.900	33.630	1.560	1.222	A	A
1	BI214	42.400	1.900	33.630	1.560	1.261	W	A
2	BI214	44.500	2.000	33.630	1.560	1.323	W	A
3	BI214	43.600	2.000	33.630	1.560	1.296	W	A
5	CS137	874.700	36.400	829.330	41.580	1.055	A	A
4	CS137	872.100	36.300	829.330	41.580	1.052	A	A
3	CS137	878.100	36.500	829.330	41.580	1.059	A	A
2	CS137	831.300	34.600	829.330	41.580	1.002	A	A
1	CS137	847.000	35.300	829.330	41.580	1.021	A	A
3	K40	644.600	39.100	637.670	34.260	1.011	A	A
2	K40	618.400	38.000	637.670	34.260	0.970	A	A
4	K40	644.700	39.200	637.670	34.260	1.011	A	A
1	K40	629.000	38.400	637.670	34.260	0.986	A	A
5	K40	644.400	39.200	637.670	34.260	1.011	A	A
5	PB212	43.100	4.400	43.430	2.710	0.992	A	A
4	PB212	45.600	4.600	43.430	2.710	1.050	A	A
3	PB212	43.900	4.500	43.430	2.710	1.011	A	A
2	PB212	39.500	4.200	43.430	2.710	0.910	A	A
1	PB212	43.100	4.400	43.430	2.710	0.992	A	A
5	PB214	44.700	2.200	35.200	1.510	1.270	A	W
4	PB214	45.500	2.000	35.200	1.510	1.293	W	W
3	PB214	47.700	2.200	35.200	1.510	1.355	W	W
2	PB214	46.400	2.100	35.200	1.510	1.318	W	W
1	PB214	46.200	2.100	35.200	1.510	1.313	W	W
4	TH234	65.300	5.500	48.400	4.830	1.349	A	A
5	TH234	66.900	5.300	48.400	4.830	1.382	A	A
3	TH234	54.900	6.200	48.400	4.830	1.134	A	A
2	TH234	60.800	8.400	48.400	4.830	1.256	A	A
1	TH234	58.100	9.100	48.400	4.830	1.200	A	A

Matrix: WA Water Bq/L

1	AM241	3.300	0.200	3.043	0.082	1.084	A	A
5	AM241	3.000	0.200	3.043	0.082	0.986	A	A
4	AM241	2.900	0.200	3.043	0.082	0.953	A	A
3	AM241	2.800	0.200	3.043	0.082	0.920	A	A
2	AM241	3.100	0.200	3.043	0.082	1.019	A	A
2	CO60	279.100	3.900	268.670	9.710	1.039	A	A
3	CO60	277.000	3.800	268.670	9.710	1.031	A	A
4	CO60	278.400	3.900	268.670	9.710	1.036	A	A
5	CO60	275.500	3.800	268.670	9.710	1.025	A	A
1	CO60	276.800	4.000	268.670	9.710	1.030	A	A
4	CS134	59.100	1.000	60.200	1.860	0.982	A	A
5	CS134	60.100	1.100	60.200	1.860	0.998	A	A
3	CS134	59.000	1.000	60.200	1.860	0.980	A	A

Values for elemental uranium are reported in µg/filter, g, or mL. pCi/g or mL=Bq x 0.027**Evaluation:** A=Acceptable, W=Acceptable with Warning, N=Not Acceptable

If the evaluation system is not appropriate for the types of analyses performed in your lab, apply a site specific evaluation.

QAP 57 Results by Laboratory**Lab:** EC Envirocare of Utah

No. Test	Radionuclide	Reported Value	Reported Error	EML Value	EML Error	Reported EML	Evaluation	QAP 56 Evaluation
Matrix: WA Water Bq/L								
2	CS134	58.100	1.100	60.200	1.860	0.965	A	A
1	CS134	60.800	1.200	60.200	1.860	1.010	A	A
5	CS137	82.300	2.100	81.430	4.280	1.011	A	A
3	CS137	81.000	1.500	81.430	4.280	0.995	A	A
2	CS137	81.200	2.000	81.430	4.280	0.997	A	A
4	CS137	82.200	1.600	81.430	4.280	1.009	A	A
1	CS137	82.700	2.400	81.430	4.280	1.016	A	A

Values for elemental uranium are reported in $\mu\text{g}/\text{filter}$, g, or mL. pCi/g or mL=Bq x 0.027

Evaluation: A=Acceptable, W=Acceptable with Warning, N=Not Acceptable

If the evaluation system is not appropriate for the types of analyses performed in your lab, apply a site specific evaluation.

QAP 57 Results by Laboratory**Lab:** EG INEEL TRA Radioanalytical Laboratory, Scoville

No. Test	Radionuclide	Reported Value	Reported Error	EML Value	EML Error	Reported EML	Evaluation	QAP 56 Evaluation
Matrix: AI Air Filter Bq / filter								
1	AM241	0.195	0.014	0.191	0.004	1.023	A	A
1	CO60	25.000	2.000	23.000	0.059	1.087	A	A
1	CS137	36.000	3.000	32.500	0.777	1.108	A	A
1	MN54	60.000	5.000	52.200	1.170	1.149	A	A
1	PU238	0.097	0.005	0.119	0.003	0.817	W	A
1	PU239	0.183	0.009	0.206	0.002	0.889	A	A
1	SR90	5.740	0.290	5.561	0.119	1.032	A	A
1	U234	0.218	0.009	0.228	0.006	0.958	A	A
1	U238	0.215	0.009	0.230	0.006	0.935	A	A

Matrix: SO Soil Bq / kg

1	AC228	36.000	7.000	42.300	1.560	0.851	W	A
1	AM241	6.870	0.690	6.767	0.301	1.015	A	A
1	BI212	47.000	20.000	45.930	4.510	1.023	A	A
1	BI214	31.000	4.000	33.630	1.560	0.922	A	N
1	CS137	755.000	60.000	829.330	41.580	0.910	A	A
1	K40	600.000	41.000	637.670	34.260	0.941	A	N
1	PB212	42.000	4.000	43.430	2.710	0.967	A	W
1	PB214	34.000	4.000	35.200	1.510	0.966	A	A
1	PU238	18.400	1.400	19.203	0.855	0.958	A	A
1	PU239	13.400	0.700	12.903	0.465	1.038	A	W
1	TH234	51.000	22.000	48.400	4.830	1.054	A	A
1	U234	47.900	2.900	42.320	3.100	1.132	W	A
1	U238	48.100	2.400	44.890	3.200	1.072	A	A

Matrix: VE Vegetation Bq / kg

1	CO60	12.000	3.000	9.660	0.630	1.242	W	W
1	CS137	295.000	23.000	300.670	15.250	0.981	A	A
1	K40	1346.000	140.000	1480.000	77.800	0.909	A	W

Matrix: WA Water Bq / L

1	AM241	3.090	0.220	3.043	0.082	1.015	A	A
1	CO60	263.000	20.000	268.670	9.710	0.979	A	A
1	CS134	57.000	4.000	60.200	1.860	0.947	A	W
1	CS137	77.000	6.000	81.430	4.280	0.946	A	A
1	Gross Alpha	221.000	28.000	210.000	21.000	1.052	A	A
1	Gross Beta	909.000	91.000	900.000	90.000	1.010	A	A
1	PU238	3.710	0.170	4.331	0.117	0.857	W	A
1	PU239	1.840	0.080	2.070	0.074	0.889	W	A
1	SR90	7.900	0.600	8.690	0.420	0.909	A	A
1	U234	3.050	0.150	3.323	0.114	0.918	A	A
1	U238	3.120	0.140	3.370	0.140	0.926	A	A

Values for elemental uranium are reported in µg/filter, g, or mL. pCi/g or mL=Bq x 0.027**Evaluation:** A=Acceptable, W=Acceptable with Warning, N=Not Acceptable

If the evaluation system is not appropriate for the types of analyses performed in your lab, apply a site specific evaluation.

QAP 57 Results by Laboratory**Lab:** EP US EPA, Las Vegas

No. Test	Radionuclide	Reported Value	Reported Error	EML Value	EML Error	Reported EML	Evaluation	QAP 56 Evaluation
Matrix: AI Air Filter Bq / filter								
1	CO60	23.640	1.040	23.000	0.059	1.028	A	A
1	CS137	33.920	1.730	32.500	0.777	1.044	A	A
1	MN54	53.780	2.560	52.200	1.170	1.030	A	A
1	PU238	0.105	0.009	0.119	0.003	0.881	A	
1	PU239	0.196	0.015	0.206	0.002	0.952	A	
Matrix: SO Soil Bq / kg								
1	PU238	18.550	1.510	19.203	0.855	0.966	A	
1	PU239	13.060	1.090	12.903	0.465	1.012	A	
Matrix: WA Water Bq / L								
1	CO60	273.020	11.660	268.670	9.710	1.016	A	A
1	CS134	55.960	2.790	60.200	1.860	0.930	A	A
1	CS137	82.700	4.270	81.430	4.280	1.016	A	A
1	H3	276.200	7.840	227.300	5.615	1.215	A	A
1	PU238	3.980	0.296	4.331	0.117	0.919	A	
1	PU239	2.030	0.155	2.070	0.074	0.981	A	

Values for elemental uranium are reported in $\mu\text{g}/\text{filter}$, g, or mL. pCi/g or $\text{mL}=\text{Bq} \times 0.027$

Evaluation: A=Acceptable, W=Acceptable with Warning, N=Not Acceptable

If the evaluation system is not appropriate for the types of analyses performed in your lab, apply a site specific evaluation.

QAP 57 Results by Laboratory**Lab:** FE Fernald WPRAP Field Office, Ohio

No. Test	Radionuclide	Reported Value	Reported Error	EML Value	EML Error	Reported EML	Evaluation	QAP 56 Evaluation
Matrix: AI Air Filter Bq / filter								
1	U234	0.247	0.011	0.228	0.006	1.085	A	A
1	U238	0.237	0.010	0.230	0.006	1.033	A	A
Matrix: SO Soil Bq / kg								
1	AC228	52.790	3.630	42.300	1.560	1.248	W	W
1	AM241	8.436	0.665	6.767	0.301	1.247	A	A
1	BI214	38.940	2.158	33.630	1.560	1.158	A	A
1	CS137	934.250	14.185	829.330	41.580	1.127	A	A
1	K40	656.130	41.904	637.670	34.260	1.029	A	A
1	PB212	46.000	2.929	43.430	2.710	1.059	A	A
1	PB214	32.660	6.094	35.200	1.510	0.928	A	W
1	TH234	64.070	8.081	48.400	4.830	1.324	A	A
Matrix: WA Water Bq / L								
1	AM241	3.455	0.501	3.043	0.082	1.135	A	
1	CO60	262.640	6.104	268.670	9.710	0.978	A	A
1	CS134	58.340	1.231	60.200	1.860	0.969	A	
1	CS137	83.370	3.223	81.430	4.280	1.024	A	A
1	U	0.269	0.004	0.273	0.012	0.987	A	
1	U234	3.252	0.181	3.323	0.114	0.978	A	A
1	U238	3.217	0.150	3.370	0.140	0.955	A	A

Values for elemental uranium are reported in µg/filter, g, or mL. pCi/g or mL=Bq x 0.027
Evaluation: A=Acceptable, W=Acceptable with Warning, N=Not Acceptable

If the evaluation system is not appropriate for the types of analyses performed in your lab, apply a site specific evaluation.

QAP 57 Results by Laboratory**Lab:** FG FGL Environmental, Santa Paula, CA

No. Test	Radionuclide	Reported Value	Reported Error	EML Value	EML Error	Reported EML	Evaluation	QAP 56 Evaluation
Matrix: AI Air Filter Bq / filter								
1	CO60	24.570	1.220	23.000	0.059	1.068	A	
1	CS137	36.340	1.380	32.500	0.777	1.118	A	
1	Gross Alpha	2.218	0.100	0.287	0.029	7.728	N	
1	Gross Beta	0.870	0.200	0.871	0.087	0.999	A	
1	MN54	55.260	2.330	52.200	1.170	1.059	A	
Matrix: SO Soil Bq/kg								
1	AC228	41.200	8.700	42.300	1.560	0.974	A	A
1	BI214	46.300	7.900	33.630	1.560	1.377	W	A
1	CS137	922.000	110.000	829.330	41.580	1.112	A	A
1	K40	762.000	145.000	637.670	34.260	1.195	W	A
1	PB212	44.700	8.200	43.430	2.710	1.029	A	A
Matrix: WA Water Bq/L								
1	Bq U	6.753	0.700	6.836	0.266	0.988	A	N
1	CO60	270.000	55.500	268.670	9.710	1.005	A	A
1	CS134	54.500	8.700	60.200	1.860	0.905	A	A
1	CS137	81.200	11.800	81.430	4.280	0.997	A	A
1	Gross Alpha	257.500	20.000	210.000	21.000	1.226	W	A
1	Gross Beta	1188.000	95.000	900.000	90.000	1.320	W	A
1	H3	256.600	10.000	227.300	5.615	1.129	A	A
1	U234	3.170	0.500	3.323	0.114	0.954	A	N
1	U238	3.580	0.500	3.370	0.140	1.062	A	N

Values for elemental uranium are reported in µg/filter, g, or mL. pCi/g or mL=Bq x 0.027
Evaluation: A=Acceptable, W=Acceptable with Warning, N=Not Acceptable

If the evaluation system is not appropriate for the types of analyses performed in your lab, apply a site specific evaluation.

QAP 57 Results by Laboratory**Lab:** FL Florida Dept of Health & Rehab. Serv., Orlando

No. Test	Radionuclide	Reported Value	Reported Error	EML Value	EML Error	Reported EML	Evaluation	QAP 56 Evaluation
Matrix: AI Air Filter Bq / filter								
1	AM241	0.220	0.010	0.191	0.004	1.154	A	A
1	CO60	24.650	3.100	23.000	0.059	1.072	A	W
1	CS137	36.310	0.740	32.500	0.777	1.117	A	A
1	MN54	58.590	1.070	52.200	1.170	1.122	A	N
Matrix: SO Soil Bq / kg								
1	AC228	41.950	1.020	42.300	1.560	0.992	A	A
1	AM241	6.340	0.310	6.767	0.301	0.937	A	N
1	BI212	47.280	2.540	45.930	4.510	1.029	A	A
1	BI214	33.090	0.860	33.630	1.560	0.984	A	A
1	Bq U	97.210	5.100	87.210	7.300	1.115	W	
1	CS137	884.300	19.380	829.330	41.580	1.066	A	A
1	K40	686.860	18.550	637.670	34.260	1.077	A	A
1	PB212	44.610	1.290	43.430	2.710	1.027	A	A
1	PB214	37.280	0.820	35.200	1.510	1.059	A	A
1	TH234	48.600	2.550	48.400	4.830	1.004	A	N
Matrix: VE Vegetation Bq / kg								
1	AM241	2.600	0.200	2.253	0.100	1.154	A	N
1	CO60	9.200	0.300	9.660	0.630	0.952	A	N
1	CS137	294.000	6.000	300.670	15.250	0.978	A	N
1	K40	1463.000	40.000	1480.000	77.800	0.989	A	N
Matrix: WA Water Bq / L								
1	AM241	3.340	0.490	3.043	0.082	1.097	A	W
1	CO60	276.300	0.590	268.670	9.710	1.028	A	A
1	CS134	59.010	0.310	60.200	1.860	0.980	A	A
1	CS137	86.050	0.500	81.430	4.280	1.057	A	A
1	Gross Alpha	221.160	9.730	210.000	21.000	1.053	A	N
1	Gross Beta	744.630	10.940	900.000	90.000	0.827	A	A
1	H3	255.080	4.760	227.300	5.615	1.122	A	A
1	SR90	7.840	0.320	8.690	0.420	0.902	A	A

Values for elemental uranium are reported in µg/filter, g, or mL. pCi/g or mL=Bq x 0.027
Evaluation: A=Acceptable, W=Acceptable with Warning, N=Not Acceptable

If the evaluation system is not appropriate for the types of analyses performed in your lab, apply a site specific evaluation.

QAP 57 Results by Laboratory**Lab:** FM Florida Mobile Emergency Radiological Laboratory, Orlando

No. Test	Radionuclide	Reported Value	Reported Error	EML Value	EML Error	Reported EML	Evaluation	QAP 56 Evaluation
Matrix: AI Air Filter Bq / filter								
1	AM241	0.200	0.060	0.191	0.004	1.049	A	W
1	CO60	24.500	0.400	23.000	0.059	1.065	A	A
1	CS137	37.300	0.800	32.500	0.777	1.148	A	A
1	MN54	60.000	1.000	52.200	1.170	1.149	A	A
Matrix: WA Water Bq / L								
1	AM241	2.500	0.600	3.043	0.082	0.821	W	W
1	CO60	279.000	4.000	268.670	9.710	1.038	A	A
1	CS134	58.500	0.800	60.200	1.860	0.972	A	A
1	CS137	87.000	2.000	81.430	4.280	1.068	A	A

Values for elemental uranium are reported in $\mu\text{g}/\text{filter}$, g, or mL. pCi/g or $\text{mL}=\text{Bq} \times 0.027$

Evaluation: A=Acceptable, W=Acceptable with Warning, N=Not Acceptable

If the evaluation system is not appropriate for the types of analyses performed in your lab, apply a site specific evaluation.

QAP 57 Results by Laboratory**Lab:** FN Fermi Lab, Batavia, IL

No. Test	Radionuclide	Reported Value	Reported Error	EML Value	EML Error	Reported EML	Evaluation	QAP 56 Evaluation
Matrix: AI Air Filter Bq / filter								
1	CO60	24.800	1.300	23.000	0.059	1.078	A	A
1	CS137	35.600	2.700	32.500	0.777	1.095	A	A
1	Gross Alpha	0.270	0.040	0.287	0.029	0.941	A	A
1	Gross Beta	0.890	0.130	0.871	0.087	1.022	A	A
1	MN54	54.800	4.100	52.200	1.170	1.050	A	A
Matrix: SO Soil Bq / kg								
1	AC228	41.800	2.600	42.300	1.560	0.988	A	A
1	BI212	44.500	6.400	45.930	4.510	0.969	A	A
1	BI214	37.400	2.400	33.630	1.560	1.112	A	A
1	CS137	804.000	71.000	829.330	41.580	0.969	A	A
1	K40	618.000	55.000	637.670	34.260	0.969	A	A
1	PB212	43.000	3.900	43.430	2.710	0.990	A	W
1	PB214	37.700	2.700	35.200	1.510	1.071	A	A
Matrix: VE Vegetation Bq / kg								
1	CO60	9.520	0.850	9.660	0.630	0.986	A	A
1	CS137	298.000	26.000	300.670	15.250	0.991	A	A
1	K40	1422.000	126.000	1480.000	77.800	0.961	A	A
Matrix: WA Water Bq / L								
1	CO60	276.000	17.000	268.670	9.710	1.027	A	A
1	CS134	60.200	2.800	60.200	1.860	1.000	A	A
1	CS137	81.200	7.300	81.430	4.280	0.997	A	A
1	Gross Alpha	211.000	6.000	210.000	21.000	1.005	A	A
1	Gross Beta	975.000	12.000	900.000	90.000	1.083	A	A
1	H3	219.000	4.000	227.300	5.615	0.963	A	A

Values for elemental uranium are reported in µg/filter, g, or mL. pCi/g or mL=Bq x 0.027
Evaluation: A=Acceptable, W=Acceptable with Warning, N=Not Acceptable

If the evaluation system is not appropriate for the types of analyses performed in your lab, apply a site specific evaluation.

QAP 57 Results by Laboratory**Lab:** FR CEA/SACLAY - SPR/SRSE, France

No. Test	Radionuclide	Reported Value	Reported Error	EML Value	EML Error	Reported EML	Evaluation	QAP 56 Evaluation
Matrix: SO Soil Bq/kg								
1	AC228	47.000	7.000	42.300	1.560	1.111	A	A
1	AM241	8.700	1.800	6.767	0.301	1.286	A	A
1	BI212	44.000	11.000	45.930	4.510	0.958	A	A
1	BI214	38.000	6.000	33.630	1.560	1.130	A	A
1	CS137	970.000	140.000	829.330	41.580	1.170	W	A
1	K40	770.000	85.000	637.670	34.260	1.208	W	A
1	PB212	51.000	8.000	43.430	2.710	1.174	A	A
1	PB214	45.000	8.000	35.200	1.510	1.278	W	A
1	PU239	12.000	4.000	12.903	0.465	0.930	A	
1	SR90	38.000	8.000	41.160	0.253	0.923	A	
1	TH234	53.000	32.000	48.400	4.830	1.095	A	A

Matrix: VE Vegetation Bq/kg

1	AM241	2.400	0.600	2.253	0.100	1.065	A	A
1	CO60	10.000	1.400	9.660	0.630	1.035	A	A
1	CS137	320.000	35.000	300.670	15.250	1.064	A	A
1	K40	1600.000	160.000	1480.000	77.800	1.081	A	A

Values for elemental uranium are reported in µg/filter, g, or mL. pCi/g or mL=Bq x 0.027

Evaluation: A=Acceptable, W=Acceptable with Warning, N=Not Acceptable

If the evaluation system is not appropriate for the types of analyses performed in your lab, apply a site specific evaluation.

QAP 57 Results by Laboratory**Lab:** FS Florida State University, Tallahassee

No. Test	Radionuclide	Reported Value	Reported Error	EML Value	EML Error	Reported EML	Evaluation	QAP 56 Evaluation
Matrix: SO Soil Bq/kg								
1	AC228	40.900	0.200	42.300	1.560	0.967	A	A
1	AM241	6.200	0.100	6.767	0.301	0.916	A	A
1	BI214	37.100	0.600	33.630	1.560	1.103	A	A
1	CS137	856.700	2.900	829.330	41.580	1.033	A	A
1	K40	614.100	8.400	637.670	34.260	0.963	A	A
1	PB214	37.000	0.100	35.200	1.510	1.051	A	A
1	TH234	39.800	1.900	48.400	4.830	0.822	A	A

Values for elemental uranium are reported in $\mu\text{g}/\text{filter}$, g, or mL. pCi/g or mL=Bq x 0.027

Evaluation: A=Acceptable, W=Acceptable with Warning, N=Not Acceptable

If the evaluation system is not appropriate for the types of analyses performed in your lab, apply a site specific evaluation.

QAP 57 Results by Laboratory**Lab:** FU FUSRAP Laboratory, Missouri

No. Test	Radionuclide	Reported Value	Reported Error	EML Value	EML Error	Reported EML	Evaluation	QAP 56 Evaluation
----------	--------------	----------------	----------------	-----------	-----------	--------------	------------	-------------------

Matrix: AI Air Filter Bq / filter

1	Gross Alpha	0.296	0.011	0.287	0.029	1.031	A	
1	Gross Beta	0.669	0.016	0.871	0.087	0.768	W	

Matrix: SO Soil Bq / kg

1	AC228	43.290	2.630	42.300	1.560	1.023	A	A
1	AM241	7.330	1.530	6.767	0.301	1.083	A	A
1	BI212	38.910	6.220	45.930	4.510	0.847	A	A
1	BI214	34.590	1.650	33.630	1.560	1.029	A	W
1	CS137	849.300	26.470	829.330	41.580	1.024	A	A
1	K40	678.150	28.100	637.670	34.260	1.063	A	A
1	PB212	44.570	1.800	43.430	2.710	1.026	A	A
1	PB214	34.530	2.880	35.200	1.510	0.981	A	W
1	TH234	64.880	8.620	48.400	4.830	1.340	A	A
1	U234	46.800	7.580	42.320	3.100	1.106	W	A
1	U238	52.060	8.090	44.890	3.200	1.160	W	W

Matrix: VE Vegetation Bq / kg

1	CO60	9.790	1.010	9.660	0.630	1.013	A	A
1	CS137	311.870	10.330	300.670	15.250	1.037	A	A
1	K40	1594.610	66.640	1480.000	77.800	1.077	A	A

Matrix: WA Water Bq / L

1	Gross Alpha	227.900	15.280	210.000	21.000	1.085	A	
1	Gross Beta	685.070	24.670	900.000	90.000	0.761	W	

Values for elemental uranium are reported in µg/filter, g, or mL. pCi/g or mL=Bq x 0.027
Evaluation: A=Acceptable, W=Acceptable with Warning, N=Not Acceptable

If the evaluation system is not appropriate for the types of analyses performed in your lab, apply a site specific evaluation.

QAP 57 Results by Laboratory**Lab:** GA Lockheed Martin, Pikton, OH

No. Test	Radionuclide	Reported Value	Reported Error	EML Value	EML Error	Reported EML	Evaluation	QAP 56 Evaluation
Matrix: AI Air Filter Bq / filter								
1	AM241	0.236	0.042	0.191	0.004	1.238	A	A
1	CO60	24.300	0.500	23.000	0.059	1.057	A	A
1	CS137	33.600	1.000	32.500	0.777	1.034	A	A
1	MN54	53.900	1.400	52.200	1.170	1.033	A	A
1	PU238	0.128	0.030	0.119	0.003	1.075	A	A
1	PU239	0.200	0.041	0.206	0.002	0.971	A	W
1	SR90	5.587	0.520	5.561	0.119	1.005	A	A
1	U	18.850	3.372	18.590	0.340	1.014	A	A
1	U234	0.235	0.042	0.228	0.006	1.034	A	A
1	U238	0.233	0.042	0.230	0.006	1.013	A	A

Matrix: SO Soil Bq / kg

1	AC228	41.500	7.800	42.300	1.560	0.981	A	A
1	AM241	6.813	1.258	6.767	0.301	1.007	A	A
1	BI212	42.100	16.400	45.930	4.510	0.917	A	W
1	BI214	24.300	5.500	33.630	1.560	0.723	N	W
1	CS137	884.000	24.600	829.330	41.580	1.066	A	A
1	K40	678.000	42.400	637.670	34.260	1.063	A	W
1	PB212	36.600	4.400	43.430	2.710	0.843	W	A
1	PB214	18.200	10.400	35.200	1.510	0.517	N	A
1	PU239	12.380	2.006	12.903	0.465	0.959	A	A
1	SR90	33.410	5.700	41.160	0.253	0.812	W	A
1	U	3.619	0.589	3.610	0.320	1.002	A	A
1	U234	38.780	6.460	42.320	3.100	0.916	A	A
1	U238	44.740	7.330	44.890	3.200	0.997	A	A

Matrix: VE Vegetation Bq / kg

1	AM241	3.954	0.999	2.253	0.100	1.755	W	A
1	CM244	1.265	0.533	1.247	0.065	1.015	A	A
1	CO60	11.900	2.800	9.660	0.630	1.232	W	A
1	CS137	340.000	10.100	300.670	15.250	1.131	A	A
1	K40	1677.000	75.000	1480.000	77.800	1.133	A	A
1	PU239	2.807	0.668	3.427	0.149	0.819	W	A

Matrix: WA Water Bq / L

1	AM241	3.038	0.407	3.043	0.082	0.998	A	A
1	CO60	271.000	5.200	268.670	9.710	1.009	A	A
1	CS137	86.100	4.700	81.430	4.280	1.057	A	A
1	Gross Alpha	237.300		210.000	21.000	1.130	A	A
1	Gross Beta	756.900		900.000	90.000	0.841	A	A
1	PU238	4.380	0.707	4.331	0.117	1.011	A	A
1	PU239	2.208	0.365	2.070	0.074	1.067	A	A
1	SR90	8.177	0.744	8.690	0.420	0.941	A	A

Values for elemental uranium are reported in µg/filter, g, or mL. pCi/g or mL=Bq x 0.027**Evaluation:** A=Acceptable, W=Acceptable with Warning, N=Not Acceptable

If the evaluation system is not appropriate for the types of analyses performed in your lab, apply a site specific evaluation.

QAP 57 Results by Laboratory**Lab:** GA Lockheed Martin, Pikton, OH

No. Test	Radionuclide	Reported Value	Reported Error	EML Value	EML Error	Reported EML	Evaluation	QAP 56 Evaluation
Matrix: WA Water Bq/L								
1	U	0.243	0.032	0.273	0.012	0.891	W	
1	U234	3.109	0.410	3.323	0.114	0.935	A	
1	U238	3.006	0.401	3.370	0.140	0.892	W	

Values for elemental uranium are reported in $\mu\text{g}/\text{filter}$, g, or mL. pCi/g or $\text{mL}=\text{Bq} \times 0.027$

Evaluation: A=Acceptable, W=Acceptable with Warning, N=Not Acceptable

If the evaluation system is not appropriate for the types of analyses performed in your lab, apply a site specific evaluation.

QAP 57 Results by Laboratory**Lab:** GC Georgia Power Company Environmental Lab

No. Test	Radionuclide	Reported Value	Reported Error	EML Value	EML Error	Reported EML	Evaluation	QAP 56 Evaluation
Matrix: AI Air Filter Bq / filter								
1	CO60	21.700	1.070	23.000	0.059	0.943	A	A
3	CO60	22.080	1.040	23.000	0.059	0.960	A	A
2	CO60	23.170	1.140	23.000	0.059	1.007	A	A
1	CS137	32.330	1.630	32.500	0.777	0.995	A	A
2	CS137	33.110	1.640	32.500	0.777	1.019	A	A
3	CS137	32.620	1.520	32.500	0.777	1.004	A	A
3	MN54	53.010	2.390	52.200	1.170	1.016	A	A
1	MN54	50.900	2.340	52.200	1.170	0.975	A	A
2	MN54	52.070	2.430	52.200	1.170	0.998	A	A

Matrix: SO Soil Bq / kg

1	AC228	36.820	9.580	42.300	1.560	0.870	A	
2	AC228	38.870	6.420	42.300	1.560	0.919	A	
3	AC228	48.910	10.690	42.300	1.560	1.156	A	
3	BI214	47.180	6.650	33.630	1.560	1.403	W	
2	BI214	37.060	4.490	33.630	1.560	1.102	A	
1	BI214	38.770	7.440	33.630	1.560	1.153	A	
2	CS137	730.400	31.770	829.330	41.580	0.881	W	W
3	CS137	708.100	30.390	829.330	41.580	0.854	W	W
1	CS137	708.700	30.910	829.330	41.580	0.855	W	W
2	K40	627.000	41.400	637.670	34.260	0.983	A	A
1	K40	610.430	54.900	637.670	34.260	0.957	A	A
3	K40	577.820	50.270	637.670	34.260	0.906	A	A
2	PB212	39.570	3.460	43.430	2.710	0.911	A	
3	PB212	43.150	4.590	43.430	2.710	0.994	A	
1	PB212	35.910	4.830	43.430	2.710	0.827	W	
3	PB214	41.870	7.430	35.200	1.510	1.189	A	
1	PB214	40.290	9.050	35.200	1.510	1.145	A	
2	PB214	39.210	4.580	35.200	1.510	1.114	A	

Matrix: VE Vegetation Bq / kg

3	CO60	8.180	1.130	9.660	0.630	0.847	W	A
2	CO60	10.240	3.360	9.660	0.630	1.060	A	A
1	CO60	8.340	1.530	9.660	0.630	0.863	W	A
2	CS137	258.300	13.090	300.670	15.250	0.859	W	W
3	CS137	248.400	11.010	300.670	15.250	0.826	W	W
1	CS137	262.000	9.160	300.670	15.250	0.871	W	W
2	K40	1343.000	91.710	1480.000	77.800	0.907	A	A
3	K40	1319.000	64.300	1480.000	77.800	0.891	W	A
1	K40	1316.000	72.620	1480.000	77.800	0.889	W	A

Matrix: WA Water Bq / L

3	CO60	260.050	11.080	268.670	9.710	0.968	A	A
---	------	---------	--------	---------	-------	-------	---	---

Values for elemental uranium are reported in µg/filter, g, or mL. pCi/g or mL=Bq x 0.027**Evaluation:** A=Acceptable, W=Acceptable with Warning, N=Not Acceptable

If the evaluation system is not appropriate for the types of analyses performed in your lab, apply a site specific evaluation.

QAP 57 Results by Laboratory**Lab:** GC Georgia Power Company Environmental Lab

No. Test	Radionuclide	Reported Value	Reported Error	EML Value	EML Error	Reported EML	Evaluation	QAP 56 Evaluation
Matrix: WA Water Bq/L								
2	CO60	259.590	10.880	268.670	9.710	0.966	A	A
1	CO60	260.150	32.030	268.670	9.710	0.968	A	A
1	CS134	54.060	6.970	60.200	1.860	0.898	W	
2	CS134	52.550	2.540	60.200	1.860	0.873	W	
3	CS134	53.940	2.410	60.200	1.860	0.896	W	
3	CS137	81.290	3.760	81.430	4.280	0.998	A	A
2	CS137	78.940	4.100	81.430	4.280	0.969	A	A
1	CS137	81.460	10.360	81.430	4.280	1.000	A	A
1	H3	224.600		227.300	5.615	0.988	A	A
1	SR90	8.080		8.690	0.420	0.930	A	A

Values for elemental uranium are reported in $\mu\text{g}/\text{filter}$, g, or mL. pCi/g or mL=Bq x 0.027

Evaluation: A=Acceptable, W=Acceptable with Warning, N=Not Acceptable

If the evaluation system is not appropriate for the types of analyses performed in your lab, apply a site specific evaluation.

QAP 57 Results by Laboratory**Lab:** GE General Engineering Labs, Charleston, SC

No. Test	Radionuclide	Reported Value	Reported Error	EML Value	EML Error	Reported EML	Evaluation	QAP 56 Evaluation
Matrix: AI Air Filter Bq / filter								
1	AM241	0.196	0.030	0.191	0.004	1.028	A	A
1	CO60	24.730	2.620	23.000	0.059	1.075	A	A
1	CS137	35.220	3.694	32.500	0.777	1.084	A	A
1	Gross Alpha	0.331	0.012	0.287	0.029	1.153	A	A
1	Gross Beta	0.938	0.019	0.871	0.087	1.077	A	W
1	MN54	55.993	6.590	52.200	1.170	1.073	A	A
1	PU238	0.104	0.019	0.119	0.003	0.872	W	A
1	PU239	0.201	0.030	0.206	0.002	0.977	A	A
1	SR90	5.797	0.090	5.561	0.119	1.042	A	A
1	U	8.697	0.329	18.590	0.340	0.468	N	
1	U234	0.228	0.032	0.228	0.006	1.002	A	A
1	U238	0.206	0.030	0.230	0.006	0.896	W	A

Matrix: SO Soil Bq / kg

1	AC228	40.450	7.100	42.300	1.560	0.956	A	A
1	AM241	7.970	1.640	6.767	0.301	1.178	A	A
1	BI212	29.100	7.120	45.930	4.510	0.634	A	A
1	BI214	29.400	4.300	33.630	1.560	0.874	A	W
1	CS137	846.000	99.400	829.330	41.580	1.020	A	A
1	K40	662.300	72.800	637.670	34.260	1.039	A	A
1	PB212	46.990	5.770	43.430	2.710	1.082	A	A
1	PB214	35.800	4.910	35.200	1.510	1.017	A	A
1	PU239	12.100	1.720	12.903	0.465	0.938	A	A
1	SR90	39.700	3.590	41.160	0.253	0.965	A	A
1	TH234	54.000	26.730	48.400	4.830	1.116	A	A
1	U	1.860	0.155	3.610	0.320	0.515	W	
1	U234	38.110	4.450	42.320	3.100	0.901	A	A
1	U238	42.800	4.920	44.890	3.200	0.953	A	A

Matrix: VE Vegetation Bq / kg

1	AM241	2.345	0.324	2.253	0.100	1.041	A	A
1	CM244	1.342	0.220	1.247	0.065	1.076	A	A
1	CO60	10.900	1.980	9.660	0.630	1.128	A	A
1	CS137	299.700	33.200	300.670	15.250	0.997	A	A
1	K40	1569.000	162.000	1480.000	77.800	1.060	A	A
1	PU239	3.246	0.429	3.427	0.149	0.947	A	A
1	SR90	428.600	8.695	476.260	6.673	0.900	A	A

Matrix: WA Water Bq / L

1	AM241	2.850	0.273	3.043	0.082	0.936	A	A
1	CO60	283.800	20.260	268.670	9.710	1.056	A	A
1	CS134	54.900	3.900	60.200	1.860	0.912	A	W
1	CS137	83.400	5.590	81.430	4.280	1.024	A	A

Values for elemental uranium are reported in µg/filter, g, or mL. pCi/g or mL=Bq x 0.027**Evaluation:** A=Acceptable, W=Acceptable with Warning, N=Not Acceptable

If the evaluation system is not appropriate for the types of analyses performed in your lab, apply a site specific evaluation.

QAP 57 Results by Laboratory**Lab:** GE General Engineering Labs, Charleston, SC

No. Test	Radionuclide	Reported Value	Reported Error	EML Value	EML Error	Reported EML	Evaluation	QAP 56 Evaluation
Matrix: WA Water Bq/L								
1	Gross Alpha	272.500	12.080	210.000	21.000	1.298	N	W
1	Gross Beta	924.500	17.860	900.000	90.000	1.027	A	A
1	H3	228.400	16.050	227.300	5.615	1.005	A	W
1	PU238	3.760	0.375	4.331	0.117	0.868	W	A
1	PU239	2.024	0.207	2.070	0.074	0.978	A	A
1	SR90	7.550	0.154	8.690	0.420	0.869	A	A
1	U	0.281	0.010	0.273	0.012	1.031	A	
1	U234	2.950	0.315	3.323	0.114	0.888	W	W
1	U238	2.890	0.309	3.370	0.140	0.858	W	W

Values for elemental uranium are reported in µg/filter, g, or mL. pCi/g or mL=Bq x 0.027

Evaluation: A=Acceptable, W=Acceptable with Warning, N=Not Acceptable

If the evaluation system is not appropriate for the types of analyses performed in your lab, apply a site specific evaluation.

QAP 57 Results by Laboratory**Lab:** GS USGS/NWQL, Arvada, CO

No. Test	Radionuclide	Reported Value	Reported Error	EML Value	EML Error	Reported EML	Evaluation	QAP 56 Evaluation
Matrix: WA Water Bq/L								
1	Gross Alpha	255.000	28.200	210.000	21.000	1.214	W	N
2	Gross Alpha	260.700	28.500	210.000	21.000	1.241	W	N
3	Gross Alpha	268.200	28.900	210.000	21.000	1.277	W	N
2	Gross Beta	921.600	39.100	900.000	90.000	1.024	A	A
1	Gross Beta	887.100	38.500	900.000	90.000	0.986	A	A
3	Gross Beta	956.600	39.800	900.000	90.000	1.063	A	A

Values for elemental uranium are reported in µg/filter, g, or mL. pCi/g or mL=Bq x 0.027

Evaluation: A=Acceptable, W=Acceptable with Warning, N=Not Acceptable

If the evaluation system is not appropriate for the types of analyses performed in your lab, apply a site specific evaluation.

QAP 57 Results by Laboratory**Lab:** GT Georgia Institute of Technology

No. Test	Radionuclide	Reported Value	Reported Error	EML Value	EML Error	Reported EML	Evaluation	QAP 56 Evaluation
Matrix: AI Air Filter Bq / filter								
1	AM241	0.170	0.040	0.191	0.004	0.891	A	A
1	CO60	23.000	3.000	23.000	0.059	1.000	A	A
1	CS137	33.000	5.000	32.500	0.777	1.015	A	A
1	Gross Alpha	0.330	0.100	0.287	0.029	1.150	A	A
1	Gross Beta	0.660	0.200	0.871	0.087	0.758	N	A
1	MN54	59.000	10.000	52.200	1.170	1.130	A	A
1	PU238	0.100	0.030	0.119	0.003	0.839	W	
1	PU239	0.190	0.050	0.206	0.002	0.923	A	
1	U238	0.230	0.060	0.230	0.006	1.000	A	
Matrix: SO Soil Bq / kg								
1	AM241	8.200	2.100	6.767	0.301	1.212	A	A
1	CS137	730.000	200.000	829.330	41.580	0.880	W	A
1	K40	620.000	150.000	637.670	34.260	0.972	A	A
1	PU238	21.800	5.500	19.203	0.855	1.135	A	
1	PU239	14.700	3.700	12.903	0.465	1.139	W	W
1	SR90	35.000	7.000	41.160	0.253	0.850	A	A
1	U238	43.000	11.000	44.890	3.200	0.958	A	A
Matrix: VE Vegetation Bq / kg								
1	AM241	2.200	0.500	2.253	0.100	0.976	A	A
1	CO60	12.000	3.000	9.660	0.630	1.242	W	W
1	CS137	32.000	9.000	300.670	15.250	0.106	N	A
1	K40	1690.000	100.000	1480.000	77.800	1.142	A	W
1	PU239	3.700	0.900	3.427	0.149	1.080	A	A
1	SR90	350.000	50.000	476.260	6.673	0.735	W	A
Matrix: WA Water Bq / L								
1	AM241	3.100	0.300	3.043	0.082	1.019	A	A
1	CO60	270.000	50.000	268.670	9.710	1.005	A	A
1	CS134	3.100	0.800	60.200	1.860	0.051	N	W
1	CS137	76.000	12.000	81.430	4.280	0.933	A	A
1	Gross Alpha	215.000	50.000	210.000	21.000	1.024	A	A
1	Gross Beta	800.000	100.000	900.000	90.000	0.889	A	A
1	H3	230.000	30.000	227.300	5.615	1.012	A	A
1	PU238	4.100	0.400	4.331	0.117	0.947	A	A
1	PU239	2.000	0.200	2.070	0.074	0.966	A	A
1	SR90	7.500	0.800	8.690	0.420	0.863	A	A
1	U238	3.000	0.300	3.370	0.140	0.890	W	A

Values for elemental uranium are reported in µg/filter, g, or mL. pCi/g or mL=Bq x 0.027
Evaluation: A=Acceptable, W=Acceptable with Warning, N=Not Acceptable

If the evaluation system is not appropriate for the types of analyses performed in your lab, apply a site specific evaluation.

QAP 57 Results by Laboratory**Lab:** HC Lawrence Livermore Laboratory, California

No. Test	Radionuclide	Reported Value	Reported Error	EML Value	EML Error	Reported EML	Evaluation	QAP 56 Evaluation
Matrix: AI Air Filter Bq / filter								
1	Gross Alpha	0.335	0.021	0.287	0.029	1.167	A	W
1	Gross Beta	0.800	0.030	0.871	0.087	0.918	A	A
Matrix: WA Water Bq / L								
1	Gross Alpha	240.000	17.000	210.000	21.000	1.143	W	A
1	Gross Beta	908.000	33.000	900.000	90.000	1.009	A	A
1	H3	243.000	11.000	227.300	5.615	1.069	A	A

Values for elemental uranium are reported in $\mu\text{g}/\text{filter}$, g, or mL. pCi/g or mL=Bq x 0.027

Evaluation: A=Acceptable, W=Acceptable with Warning, N=Not Acceptable

If the evaluation system is not appropriate for the types of analyses performed in your lab, apply a site specific evaluation.

QAP 57 Results by Laboratory**Lab:** HT Technical University, Budapest, Hungary

No. Test	Radionuclide	Reported Value	Reported Error	EML Value	EML Error	Reported EML	Evaluation	QAP 56 Evaluation
Matrix: SO Soil Bq/kg								
1	Bq U	62.000	5.000	87.210	7.300	0.711	W	A
1	U	2.490	0.200	3.610	0.320	0.690	A	
1	U234	31.670	3.000	42.320	3.100	0.748	W	A
1	U238	32.200	3.000	44.890	3.200	0.717	W	A
Matrix: WA Water Bq/L								
1	Bq U	6.800	0.500	6.836	0.266	0.995	A	A
1	U	0.269	0.020	0.273	0.012	0.987	A	
1	U234	3.380	0.300	3.323	0.114	1.017	A	A
1	U238	3.320	0.300	3.370	0.140	0.985	A	A

Values for elemental uranium are reported in µg/filter, g, or mL. pCi/g or mL=Bq x 0.027

Evaluation: A=Acceptable, W=Acceptable with Warning, N=Not Acceptable

If the evaluation system is not appropriate for the types of analyses performed in your lab, apply a site specific evaluation.

QAP 57 Results by Laboratory**Lab:** HU Water Resources Research Centre (VITUKI), Hungary

No. Test	Radionuclide	Reported Value	Reported Error	EML Value	EML Error	Reported EML	Evaluation	QAP 56 Evaluation
Matrix: AI Air Filter Bq / filter								
1	AM241	0.070	0.010	0.191	0.004	0.367	N	
2	AM241	0.090	0.010	0.191	0.004	0.472	N	
2	CO60	20.600	1.300	23.000	0.059	0.896	W	A
1	CO60	21.900	1.400	23.000	0.059	0.952	A	A
2	CS137	29.000	2.500	32.500	0.777	0.892	W	A
1	CS137	31.600	2.700	32.500	0.777	0.972	A	A
1	Gross Beta	0.870	0.090	0.871	0.087	0.999	A	
2	Gross Beta	0.910	0.090	0.871	0.087	1.045	A	
1	MN54	51.400	3.600	52.200	1.170	0.985	A	A
2	MN54	47.300	3.400	52.200	1.170	0.906	A	A
Matrix: SO Soil Bq / kg								
1	AC228	40.000	2.100	42.300	1.560	0.946	A	A
1	AM241	4.750	1.200	6.767	0.301	0.702	W	W
1	BI212	41.400	3.500	45.930	4.510	0.901	A	A
1	BI214	32.300	1.800	33.630	1.560	0.960	A	A
1	CS137	847.000	46.000	829.330	41.580	1.021	A	A
1	K40	675.000	44.000	637.670	34.260	1.059	A	A
1	PB212	39.500	2.200	43.430	2.710	0.910	A	A
1	PB214	36.000	2.000	35.200	1.510	1.023	A	A
1	TH234	70.400	8.300	48.400	4.830	1.455	A	A
Matrix: VE Vegetation Bq / kg								
1	AM241	3.660	1.370	2.253	0.100	1.624	W	W
1	CO60	9.030	0.520	9.660	0.630	0.935	A	A
1	CS137	291.000	15.400	300.670	15.250	0.968	A	A
1	K40	1490.000	135.000	1480.000	77.800	1.007	A	A
Matrix: WA Water Bq / L								
1	AM241	15.500	5.500	3.043	0.082	5.093	N	
1	CO60	263.500	15.600	268.670	9.710	0.981	A	A
1	CS134	55.500	5.100	60.200	1.860	0.922	A	A
1	CS137	80.600	6.500	81.430	4.280	0.990	A	A
1	Gross Beta	790.000	60.000	900.000	90.000	0.878	A	A
1	H3	218.500	6.500	227.300	5.615	0.961	A	

Values for elemental uranium are reported in µg/filter, g, or mL. pCi/g or mL=Bq x 0.027
Evaluation: A=Acceptable, W=Acceptable with Warning, N=Not Acceptable

If the evaluation system is not appropriate for the types of analyses performed in your lab, apply a site specific evaluation.

QAP 57 Results by Laboratory**Lab:** ID Institute of Radiation Protection and Dosimetry, IRD/ CNEN, Brazil

No. Test	Radionuclide	Reported Value	Reported Error	EML Value	EML Error	Reported EML	Evaluation	QAP 56 Evaluation
Matrix: AI Air Filter Bq / filter								
1	AM241	0.213	0.037	0.191	0.004	1.117	A	
1	CO60	23.260	1.177	23.000	0.059	1.011	A	
1	CS137	34.737	1.743	32.500	0.777	1.069	A	
1	MN54	52.323	2.621	52.200	1.170	1.002	A	
1	PU238	0.137	0.009	0.119	0.003	1.149	W	
1	PU239	0.210	0.020	0.206	0.002	1.020	A	
1	SR90	4.830	0.241	5.561	0.119	0.869	A	
1	U	0.344	0.038	18.590	0.340	0.019	N	

Matrix: SO Soil Bq / kg

1	AC228	38.363	2.021	42.300	1.560	0.907	A	
1	AM241	7.320	0.584	6.767	0.301	1.082	A	
1	BI212	36.990	2.733	45.930	4.510	0.805	A	
1	BI214	28.783	1.878	33.630	1.560	0.856	W	
1	CS137	775.330	43.811	829.330	41.580	0.935	A	
1	K40	593.000	41.857	637.670	34.260	0.930	A	
1	PB212	38.997	2.190	43.430	2.710	0.898	A	
1	PB214	32.670	1.887	35.200	1.510	0.928	A	
1	PU239	13.350	1.592	12.903	0.465	1.035	A	
1	SR90	38.347	2.142	41.160	0.253	0.932	A	
1	TH234	49.007	3.694	48.400	4.830	1.013	A	
1	U	3.461	0.173	3.610	0.320	0.959	A	

Matrix: VE Vegetation Bq / kg

1	AM241	2.103	0.460	2.253	0.100	0.933	A	
1	CO60	9.440	0.683	9.660	0.630	0.977	A	
1	CS137	316.970	15.849	300.670	15.250	1.054	A	
1	K40	1511.000	84.195	1480.000	77.800	1.021	A	
1	PU239	3.473	0.251	3.427	0.149	1.013	A	
1	SR90	498.863	26.084	476.260	6.673	1.047	A	

Values for elemental uranium are reported in µg/filter, g, or mL. pCi/g or mL=Bq x 0.027**Evaluation:** A=Acceptable, W=Acceptable with Warning, N=Not Acceptable

If the evaluation system is not appropriate for the types of analyses performed in your lab, apply a site specific evaluation.

QAP 57 Results by Laboratory**Lab:** IL ISU Environmental Assessment Laboratory, Pocatello, ID

No. Test	Radionuclide	Reported Value	Reported Error	EML Value	EML Error	Reported EML	Evaluation	QAP 56 Evaluation
Matrix: AI Air Filter Bq / filter								
1	CO60	24.600	0.200	23.000	0.059	1.070	A	A
1	CS137	34.500	0.500	32.500	0.777	1.062	A	A
1	Gross Alpha	0.270	0.010	0.287	0.029	0.941	A	A
1	Gross Beta	0.720	0.010	0.871	0.087	0.827	W	A
1	MN54	56.200	0.700	52.200	1.170	1.077	A	A
Matrix: VE Vegetation Bq / kg								
1	CO60	7.970	1.270	9.660	0.630	0.825	W	
1	CS137	262.360	8.680	300.670	15.250	0.873	W	
1	K40	1131.860	63.780	1480.000	77.800	0.765	N	
Matrix: WA Water Bq / L								
1	CO60	277.200	3.200	268.670	9.710	1.032	A	A
1	CS134	51.500	0.700	60.200	1.860	0.855	W	A
1	CS137	83.200	1.800	81.430	4.280	1.022	A	A
1	Gross Alpha	181.200	7.600	210.000	21.000	0.863	A	A
1	Gross Beta	944.000	16.900	900.000	90.000	1.049	A	A

Values for elemental uranium are reported in µg/filter, g, or mL. pCi/g or mL=Bq x 0.027

Evaluation: A=Acceptable, W=Acceptable with Warning, N=Not Acceptable

If the evaluation system is not appropriate for the types of analyses performed in your lab, apply a site specific evaluation.

QAP 57 Results by Laboratory**Lab:** IN INEEL INTECH Radioanalytical Laboratory

No. Test	Radionuclide	Reported Value	Reported Error	EML Value	EML Error	Reported EML	Evaluation	QAP 56 Evaluation
Matrix: AI Air Filter Bq / filter								
1	CO60	24.600	1.180	23.000	0.059	1.070	A	A
1	CS137	38.000	1.460	32.500	0.777	1.169	A	W
1	MN54	60.600	2.870	52.200	1.170	1.161	A	A
Matrix: SO Soil Bq / kg								
1	AM241	6.960	2.130	6.767	0.301	1.029	A	A
1	CS137	814.000	34.000	829.330	41.580	0.982	A	A
1	K40	646.000	56.200	637.670	34.260	1.013	A	A
1	PU238	18.200	4.020	19.203	0.855	0.948	A	
1	PU239	12.990	3.070	12.903	0.465	1.007	A	W
1	SR90	56.860	18.880	41.160	0.253	1.381	W	A
1	U234	45.630	9.610	42.320	3.100	1.078	A	A
1	U238	46.330	9.980	44.890	3.200	1.032	A	A
Matrix: VE Vegetation Bq / kg								
1	CO60	10.900	0.948	9.660	0.630	1.128	A	A
1	CS137	336.000	18.900	300.670	15.250	1.118	A	A
1	K40	1520.000	160.000	1480.000	77.800	1.027	A	W
Matrix: WA Water Bq / L								
1	AM241	3.040	0.443	3.043	0.082	0.999	A	A
1	CO60	283.000	9.070	268.670	9.710	1.053	A	A
1	CS134	60.500	2.310	60.200	1.860	1.005	A	A
1	CS137	84.600	2.990	81.430	4.280	1.039	A	A
1	PU238	3.915	0.626	4.331	0.117	0.904	A	A
1	PU239	2.000	0.343	2.070	0.074	0.966	A	A
1	SR90	10.470	0.750	8.690	0.420	1.205	W	A
1	U234	2.940	0.580	3.323	0.114	0.885	W	W
1	U238	3.160	0.650	3.370	0.140	0.938	A	A

Values for elemental uranium are reported in $\mu\text{g}/\text{filter}$, g, or mL. pCi/g or mL=Bq x 0.027
Evaluation: A=Acceptable, W=Acceptable with Warning, N=Not Acceptable

If the evaluation system is not appropriate for the types of analyses performed in your lab, apply a site specific evaluation.

QAP 57 Results by Laboratory**Lab:** IO Illinois Department of Nuclear Safety

No. Test	Radionuclide	Reported Value	Reported Error	EML Value	EML Error	Reported EML	Evaluation	QAP 56 Evaluation
Matrix: AI Air Filter Bq / filter								
1	CO60	22.810	3.320	23.000	0.059	0.992	A	A
1	CS137	32.800	7.090	32.500	0.777	1.009	A	A
1	Gross Alpha	0.320	0.060	0.287	0.029	1.115	A	A
1	Gross Beta	0.820	0.090	0.871	0.087	0.941	A	A
1	MN54	50.730	9.860	52.200	1.170	0.972	A	A
1	SR90	5.100	0.120	5.561	0.119	0.917	A	A
Matrix: SO Soil Bq / kg								
1	AC228	52.050	17.630	42.300	1.560	1.230	W	A
1	BI214	37.890	18.430	33.630	1.560	1.127	A	A
1	CS137	867.000	160.460	829.330	41.580	1.045	A	A
1	K40	614.480	167.780	637.670	34.260	0.964	A	A
1	PB212	43.940	12.150	43.430	2.710	1.012	A	A
1	PB214	31.110	19.950	35.200	1.510	0.884	A	W
1	SR90	36.100	8.400	41.160	0.253	0.877	A	A
1	U	3.894	0.292	3.610	0.320	1.079	A	
Matrix: VE Vegetation Bq / kg								
1	CS137	347.060	36.100	300.670	15.250	1.154	A	A
1	K40	1503.800	190.730	1480.000	77.800	1.016	A	A
Matrix: WA Water Bq / L								
1	AM241	3.450	1.400	3.043	0.082	1.134	A	A
1	Bq U	7.002	0.525	6.836	0.266	1.024	A	A
1	CO60	278.170	14.640	268.670	9.710	1.035	A	A
1	CS134	58.330	4.830	60.200	1.860	0.969	A	A
1	CS137	85.520	9.260	81.430	4.280	1.050	A	A
1	Gross Alpha	230.000	49.000	210.000	21.000	1.095	A	W
1	Gross Beta	824.000	64.000	900.000	90.000	0.916	A	A
1	H3	256.000	18.000	227.300	5.615	1.126	A	A
1	SR90	8.500	1.300	8.690	0.420	0.978	A	A

Values for elemental uranium are reported in µg/filter, g, or mL. pCi/g or mL=Bq x 0.027
Evaluation: A=Acceptable, W=Acceptable with Warning, N=Not Acceptable

If the evaluation system is not appropriate for the types of analyses performed in your lab, apply a site specific evaluation.

QAP 57 Results by Laboratory**Lab:** IS Severn Trent Laboratories - St. Louis

No. Test	Radionuclide	Reported Value	Reported Error	EML Value	EML Error	Reported EML	Evaluation	QAP 56 Evaluation
Matrix: AI Air Filter Bq / filter								
1	AM241	0.177	0.026	0.191	0.004	0.928	A	A
1	CO60	22.800	2.100	23.000	0.059	0.991	A	A
1	CS137	32.300	3.200	32.500	0.777	0.994	A	A
1	Gross Alpha	0.306	0.037	0.287	0.029	1.066	A	A
1	Gross Beta	0.774	0.082	0.871	0.087	0.889	A	A
1	MN54	50.900	5.100	52.200	1.170	0.975	A	A
1	PU238	0.098	0.012	0.119	0.003	0.820	W	W
1	PU239	0.184	0.020	0.206	0.002	0.894	A	A
1	SR90	6.960	0.790	5.561	0.119	1.252	W	A
1	U	17.700	2.000	18.590	0.340	0.952	A	
1	U234	0.195	0.020	0.228	0.006	0.857	W	A
1	U238	0.200	0.020	0.230	0.006	0.870	W	A

Matrix: SO Soil Bq / kg

1	AC228	46.300	13.100	42.300	1.560	1.095	A	A
1	AM241	6.100	1.200	6.767	0.301	0.901	A	A
1	BI212	54.200	15.200	45.930	4.510	1.180	W	A
1	BI214	29.700	4.900	33.630	1.560	0.883	A	W
1	CS137	844.000	106.000	829.330	41.580	1.018	A	A
1	K40	646.000	71.000	637.670	34.260	1.013	A	A
1	PB212	40.400	5.700	43.430	2.710	0.930	A	A
1	PB214	30.500	5.300	35.200	1.510	0.866	W	W
1	PU239	13.900	1.800	12.903	0.465	1.077	A	A
1	SR90	39.200	6.600	41.160	0.253	0.952	A	A
1	TH234	43.900	7.900	48.400	4.830	0.907	A	A
1	U	3.350	0.340	3.610	0.320	0.928	A	
1	U234	35.800	3.200	42.320	3.100	0.846	A	A
1	U238	39.800	3.400	44.890	3.200	0.887	A	A

Matrix: VE Vegetation Bq / kg

1	AM241	1.960	0.380	2.253	0.100	0.870	W	A
1	CM244	1.190	0.250	1.247	0.065	0.954	A	A
1	CO60	10.700	2.400	9.660	0.630	1.108	A	A
1	CS137	319.000	36.000	300.670	15.250	1.061	A	A
1	K40	1517.000	156.000	1480.000	77.800	1.025	A	A
1	PU239	3.420	0.470	3.427	0.149	0.998	A	A
1	SR90	424.000	61.000	476.260	6.673	0.890	A	A

Matrix: WA Water Bq / L

1	AM241	2.770	0.340	3.043	0.082	0.910	A	A
1	CO60	265.000	28.000	268.670	9.710	0.986	A	A
1	CS134	53.800	6.900	60.200	1.860	0.894	W	W
1	CS137	80.500	10.400	81.430	4.280	0.989	A	A

Values for elemental uranium are reported in µg/filter, g, or mL. pCi/g or mL=Bq x 0.027**Evaluation:** A=Acceptable, W=Acceptable with Warning, N=Not Acceptable

If the evaluation system is not appropriate for the types of analyses performed in your lab, apply a site specific evaluation.

QAP 57 Results by Laboratory**Lab:** IS Severn Trent Laboratories - St. Louis

No. Test	Radionuclide	Reported Value	Reported Error	EML Value	EML Error	Reported EML	Evaluation	QAP 56 Evaluation
Matrix: WA Water Bq/L								
1	Gross Alpha	216.000	27.000	210.000	21.000	1.029	A	A
1	Gross Beta	855.000	89.000	900.000	90.000	0.950	A	A
1	H3	222.000	25.000	227.300	5.615	0.977	A	A
1	PU238	3.730	0.270	4.331	0.117	0.861	W	A
1	PU239	1.910	0.150	2.070	0.074	0.923	A	A
1	SR90	9.660	1.610	8.690	0.420	1.112	A	A
1	U	0.246	0.028	0.273	0.012	0.902	A	
1	U234	3.050	0.190	3.323	0.114	0.918	A	W
1	U238	3.020	0.190	3.370	0.140	0.896	W	W

Values for elemental uranium are reported in µg/filter, g, or mL. pCi/g or mL=Bq x 0.027

Evaluation: A=Acceptable, W=Acceptable with Warning, N=Not Acceptable

If the evaluation system is not appropriate for the types of analyses performed in your lab, apply a site specific evaluation.

QAP 57 Results by Laboratory**Lab:** IT STL Inc. Richland Washington

No. Test	Radionuclide	Reported Value	Reported Error	EML Value	EML Error	Reported EML	Evaluation	QAP 56 Evaluation
Matrix: AI Air Filter Bq / filter								
1	AM241	0.200	0.018	0.191	0.004	1.049	A	A
1	CO60	22.900	1.480	23.000	0.059	0.996	A	A
1	CS137	32.900	1.980	32.500	0.777	1.012	A	A
1	Gross Alpha	0.290	0.034	0.287	0.029	1.010	A	A
1	Gross Beta	0.800	0.067	0.871	0.087	0.918	A	A
1	MN54	51.600	3.570	52.200	1.170	0.989	A	A
1	PU238	2.470	0.220	0.119	0.003	20.721	N	A
1	PU239	5.020	0.410	0.206	0.002	24.393	N	A
1	SR90	6.170	0.660	5.561	0.119	1.109	A	A
1	U	17.800	1.440	18.590	0.340	0.958	A	
1	U234	0.210	0.021	0.228	0.006	0.923	A	
1	U238	0.230	0.023	0.230	0.006	1.000	A	

Matrix: SO Soil Bq / kg

1	AC228	52.800	4.290	42.300	1.560	1.248	W	A
1	AM241	7.050	0.740	6.767	0.301	1.042	A	A
1	BI214	38.400	2.970	33.630	1.560	1.142	A	A
1	CS137	989.200	59.600	829.330	41.580	1.193	W	A
1	K40	713.300	44.300	637.670	34.260	1.119	A	A
1	PB212	50.900	4.390	43.430	2.710	1.172	A	A
1	PB214	39.500	3.410	35.200	1.510	1.122	A	A
1	PU239	13.800	1.220	12.903	0.465	1.069	A	W
1	SR90	42.600	5.680	41.160	0.253	1.035	A	A
1	TH234	55.800	10.900	48.400	4.830	1.153	A	N
1	U	3.610	0.290	3.610	0.320	1.000	A	
1	U234	39.200	3.680	42.320	3.100	0.926	A	
1	U238	41.400	3.880	44.890	3.200	0.922	A	

Matrix: VE Vegetation Bq / kg

1	AM241	3.110	0.280	2.253	0.100	1.380	A	A
1	CM244	1.350	0.140	1.247	0.065	1.083	A	A
1	CO60	10.800	1.320	9.660	0.630	1.118	A	W
1	CS137	359.500	21.700	300.670	15.250	1.196	W	A
1	K40	1578.000	93.100	1480.000	77.800	1.066	A	A
1	PU239	2.920	0.270	3.427	0.149	0.852	A	A
1	SR90	489.000	51.400	476.260	6.673	1.027	A	

Matrix: WA Water Bq / L

1	AM241	3.110	0.260	3.043	0.082	1.022	A	W
1	CO60	266.600	20.000	268.670	9.710	0.992	A	A
1	CS134	59.600	5.460	60.200	1.860	0.990	A	N
1	CS137	80.800	6.400	81.430	4.280	0.992	A	A
1	Gross Alpha	9.590	1.630	210.000	21.000	0.046	N	A

Values for elemental uranium are reported in µg/filter, g, or mL. pCi/g or mL=Bq x 0.027**Evaluation:** A=Acceptable, W=Acceptable with Warning, N=Not Acceptable

If the evaluation system is not appropriate for the types of analyses performed in your lab, apply a site specific evaluation.

QAP 57 Results by Laboratory**Lab:** IT STL Inc. Richland Washington

No. Test	Radionuclide	Reported Value	Reported Error	EML Value	EML Error	Reported EML	Evaluation	QAP 56 Evaluation
Matrix: WA Water Bq/L								
1	Gross Beta	219.300	17.400	900.000	90.000	0.244	N	A
1	H3	212.300	3.850	227.300	5.615	0.934	A	A
1	PU238	4.000	0.300	4.331	0.117	0.924	A	A
1	PU239	2.060	0.160	2.070	0.074	0.995	A	A
1	SR90	8.600	0.960	8.690	0.420	0.990	A	A
1	U	0.248	0.020	0.273	0.012	0.910	A	
1	U234	3.330	0.310	3.323	0.114	1.002	A	
1	U238	3.170	0.290	3.370	0.140	0.941	A	

Values for elemental uranium are reported in µg/filter, g, or mL. pCi/g or mL=Bq x 0.027

Evaluation: A=Acceptable, W=Acceptable with Warning, N=Not Acceptable

If the evaluation system is not appropriate for the types of analyses performed in your lab, apply a site specific evaluation.

QAP 57 Results by Laboratory**Lab:** JL Jefferson Lab, Newport News, VA

No. Test	Radionuclide	Reported Value	Reported Error	EML Value	EML Error	Reported EML	Evaluation	QAP 56 Evaluation
Matrix: AI Air Filter Bq / filter								
3	CO60	23.300	0.800	23.000	0.059	1.013	A	
2	CO60	23.300	0.700	23.000	0.059	1.013	A	
1	CO60	24.100	1.000	23.000	0.059	1.048	A	
3	CS137	33.500	1.500	32.500	0.777	1.031	A	
2	CS137	35.100	1.400	32.500	0.777	1.080	A	
1	CS137	37.800	1.800	32.500	0.777	1.163	A	
1	MN54	54.000	2.300	52.200	1.170	1.034	A	
3	MN54	54.500	2.200	52.200	1.170	1.044	A	
2	MN54	56.900	2.000	52.200	1.170	1.090	A	

Matrix: WA Water Bq / L

1	CO60	266.400	9.400	268.670	9.710	0.992	A	
2	CO60	279.000	7.100	268.670	9.710	1.038	A	
3	CO60	272.200	6.200	268.670	9.710	1.013	A	
3	CS134	58.000	1.700	60.200	1.860	0.963	A	
2	CS134	56.900	2.400	60.200	1.860	0.945	A	
1	CS134	54.300	3.700	60.200	1.860	0.902	A	
3	CS137	80.700	3.300	81.430	4.280	0.991	A	
1	CS137	81.500	6.000	81.430	4.280	1.001	A	
2	CS137	85.500	4.400	81.430	4.280	1.050	A	

Values for elemental uranium are reported in µg/filter, g, or mL. pCi/g or mL=Bq x 0.027
Evaluation: A=Acceptable, W=Acceptable with Warning, N=Not Acceptable

If the evaluation system is not appropriate for the types of analyses performed in your lab, apply a site specific evaluation.

QAP 57 Results by Laboratory**Lab:** KA Knolls Atomic Power Lab, Schenectady

No. Test	Radionuclide	Reported Value	Reported Error	EML Value	EML Error	Reported EML	Evaluation	QAP 56 Evaluation
Matrix: AI Air Filter Bq / filter								
1	Gross Alpha	0.260	0.050	0.287	0.029	0.906	A	A
1	Gross Beta	0.780	0.070	0.871	0.087	0.896	A	A
Matrix: SO Soil Bq / kg								
1	CS137	853.930	49.080	829.330	41.580	1.030	A	A
1	K40	633.870	161.120	637.670	34.260	0.994	A	A
1	PU239	12.550	0.430	12.903	0.465	0.973	A	A
1	SR90	36.900	3.750	41.160	0.253	0.897	A	A
Matrix: WA Water Bq / L								
1	CO60	269.400	20.240	268.670	9.710	1.003	A	A
1	CS134	61.630	6.680	60.200	1.860	1.024	A	A
1	CS137	82.630	9.210	81.430	4.280	1.015	A	A
1	Gross Alpha	207.930	51.730	210.000	21.000	0.990	A	A
1	Gross Beta	778.070	91.860	900.000	90.000	0.865	A	A
1	H3	242.970	18.880	227.300	5.615	1.069	A	A
1	PU239	2.100	0.060	2.070	0.074	1.014	A	A
1	SR90	8.450	0.830	8.690	0.420	0.972	A	A
1	U	0.275	0.021	0.273	0.012	1.010	A	

Values for elemental uranium are reported in µg/filter, g, or mL. pCi/g or mL=Bq x 0.027

Evaluation: A=Acceptable, W=Acceptable with Warning, N=Not Acceptable

If the evaluation system is not appropriate for the types of analyses performed in your lab, apply a site specific evaluation.

QAP 57 Results by Laboratory**Lab:** KR Korea Atomic Energy Research Institute

No. Test	Radionuclide	Reported Value	Reported Error	EML Value	EML Error	Reported EML	Evaluation	QAP 56 Evaluation
Matrix: AI Air Filter Bq / filter								
1	AM241	0.200	0.050	0.191	0.004	1.049	A	A
1	CO60	24.200	1.000	23.000	0.059	1.052	A	A
1	CS137	35.300	1.300	32.500	0.777	1.086	A	A
1	Gross Alpha	0.250	0.020	0.287	0.029	0.871	A	A
1	Gross Beta	0.850	0.020	0.871	0.087	0.976	A	A
1	MN54	56.100	2.100	52.200	1.170	1.075	A	A
Matrix: SO Soil Bq / kg								
1	AC228	40.600	2.500	42.300	1.560	0.960	A	
1	AM241	6.700	1.000	6.767	0.301	0.990	A	A
1	BI214	40.500	4.800	33.630	1.560	1.204	A	
1	CS137	828.200	31.300	829.330	41.580	0.999	A	A
1	K40	629.600	33.000	637.670	34.260	0.987	A	A
1	PB212	38.900	2.400	43.430	2.710	0.896	A	
1	PB214	41.200	2.500	35.200	1.510	1.170	A	
1	SR90	30.770	0.950	41.160	0.253	0.748	W	A
Matrix: VE Vegetation Bq / kg								
1	CO60	9.600	1.600	9.660	0.630	0.994	A	A
1	CS137	334.500	15.300	300.670	15.250	1.113	A	A
1	K40	1653.000	75.400	1480.000	77.800	1.117	A	A
1	SR90	426.260	3.330	476.260	6.673	0.895	A	
Matrix: WA Water Bq / L								
1	AM241	2.800	0.500	3.043	0.082	0.920	A	
1	CO60	270.700	10.400	268.670	9.710	1.008	A	
1	CS134	58.400	2.300	60.200	1.860	0.970	A	
1	CS137	83.400	3.500	81.430	4.280	1.024	A	
1	SR90	7.280	0.310	8.690	0.420	0.838	W	
1	U234	3.140	0.060	3.323	0.114	0.945	A	
1	U238	3.200	0.060	3.370	0.140	0.949	A	

Values for elemental uranium are reported in µg/filter, g, or mL. pCi/g or mL=Bq x 0.027
Evaluation: A=Acceptable, W=Acceptable with Warning, N=Not Acceptable

If the evaluation system is not appropriate for the types of analyses performed in your lab, apply a site specific evaluation.

QAP 57 Results by Laboratory**Lab:** KS Radiochemistry Laboratory, DHEL, KDHE, Kansas

No. Test	Radionuclide	Reported Value	Reported Error	EML Value	EML Error	Reported EML	Evaluation	QAP 56 Evaluation
Matrix: AI Air Filter Bq / filter								
1	AM241	4.650	0.060	0.191	0.004	24.384	N	A
1	CO60	25.460	1.170	23.000	0.059	1.107	A	A
1	CS137	35.380	1.050	32.500	0.777	1.089	A	A
1	MN54	60.520	1.940	52.200	1.170	1.159	A	A
Matrix: SO Soil Bq / kg								
1	AC228	55.100	7.800	42.300	1.560	1.303	W	A
1	AM241	6.900	1.200	6.767	0.301	1.020	A	A
1	CS137	865.800	12.900	829.330	41.580	1.044	A	A
1	K40	714.900	11.200	637.670	34.260	1.121	A	A
Matrix: VE Vegetation Bq / kg								
1	AM241	1.900	0.100	2.253	0.100	0.843	W	
1	CO60	10.300	0.200	9.660	0.630	1.066	A	A
1	CS137	279.300	4.700	300.670	15.250	0.929	A	A
1	K40	1672.200	28.900	1480.000	77.800	1.130	A	A
Matrix: WA Water Bq / L								
1	AM241	2.700	0.600	3.043	0.082	0.887	W	A
1	CS134	58.700	1.800	60.200	1.860	0.975	A	A
1	CS137	77.600	1.400	81.430	4.280	0.953	A	A
1	Gross Alpha	171.700	15.200	210.000	21.000	0.818	A	A
1	Gross Beta	820.000	18.300	900.000	90.000	0.911	A	A
1	H3	264.500	10.200	227.300	5.615	1.164	A	A

Values for elemental uranium are reported in µg/filter, g, or mL. pCi/g or mL=Bq x 0.027
Evaluation: A=Acceptable, W=Acceptable with Warning, N=Not Acceptable

If the evaluation system is not appropriate for the types of analyses performed in your lab, apply a site specific evaluation.

QAP 57 Results by Laboratory**Lab:** LA Los Alamos National Laboratory, NM

No. Test	Radionuclide	Reported Value	Reported Error	EML Value	EML Error	Reported EML	Evaluation	QAP 56 Evaluation
Matrix: SO Soil Bq/kg								
2	AC228	35.700	4.400	42.300	1.560	0.844	W	W
3	AC228	36.500	4.400	42.300	1.560	0.863	W	W
1	AC228	36.400	4.500	42.300	1.560	0.861	W	W
1	AM241	8.280	0.414	6.767	0.301	1.224	A	A
2	AM241	7.910	0.396	6.767	0.301	1.169	A	A
3	BI212	39.700	9.500	45.930	4.510	0.864	A	A
1	BI212	40.200	7.300	45.930	4.510	0.875	A	A
2	BI212	42.600	9.400	45.930	4.510	0.927	A	A
3	BI214	28.600	3.500	33.630	1.560	0.850	W	N
2	BI214	27.800	3.500	33.630	1.560	0.827	W	N
1	BI214	27.500	3.400	33.630	1.560	0.818	W	N
2	CS137	668.000	74.000	829.330	41.580	0.805	W	W
3	CS137	670.000	74.000	829.330	41.580	0.808	W	W
1	CS137	668.000	74.000	829.330	41.580	0.805	W	W
3	K40	512.000	57.000	637.670	34.260	0.803	W	W
1	K40	541.000	61.000	637.670	34.260	0.848	W	W
2	K40	543.000	61.000	637.670	34.260	0.852	W	W
3	PB212	33.600	3.900	43.430	2.710	0.774	N	A
2	PB212	35.600	4.100	43.430	2.710	0.820	W	A
1	PB212	33.300	3.800	43.430	2.710	0.767	N	A
3	PB214	26.200	3.200	35.200	1.510	0.744	N	W
2	PB214	21.700	2.600	35.200	1.510	0.616	N	W
1	PB214	25.200	3.000	35.200	1.510	0.716	N	W
3	PU239	12.915	0.650	12.903	0.465	1.001	A	A
1	PU239	12.764	0.640	12.903	0.465	0.989	A	A
2	PU239	12.935	0.650	12.903	0.465	1.002	A	A
1	TH234	64.000	8.000	48.400	4.830	1.322	A	N
2	TH234	57.000	8.000	48.400	4.830	1.178	A	N
3	TH234	50.000	7.000	48.400	4.830	1.033	A	N

Matrix: VE Vegetation Bq/kg

3	AM241	2.102	0.322	2.253	0.100	0.933	A	A
2	AM241	2.147	0.329	2.253	0.100	0.953	A	A
1	AM241	2.170	0.333	2.253	0.100	0.963	A	A
3	CO60	9.400	1.300	9.660	0.630	0.973	A	W
1	CO60	10.600	1.500	9.660	0.630	1.097	A	W
2	CO60	9.700	1.400	9.660	0.630	1.004	A	W
2	CS137	272.000	30.000	300.670	15.250	0.905	A	W
1	CS137	272.000	30.000	300.670	15.250	0.905	A	W
3	CS137	274.100	30.400	300.670	15.250	0.912	A	W
1	K40	1456.000	162.000	1480.000	77.800	0.984	A	A
2	K40	1431.000	159.000	1480.000	77.800	0.967	A	A
3	K40	1466.000	163.000	1480.000	77.800	0.991	A	A
2	PU239	3.275	0.502	3.427	0.149	0.956	A	A
3	PU239	3.165	0.483	3.427	0.149	0.924	A	A
1	PU239	3.401	0.523	3.427	0.149	0.992	A	A

Values for elemental uranium are reported in µg/filter, g, or mL. pCi/g or mL=Bq x 0.027**Evaluation:** A=Acceptable, W=Acceptable with Warning, N=Not Acceptable

If the evaluation system is not appropriate for the types of analyses performed in your lab, apply a site specific evaluation.

QAP 57 Results by Laboratory**Lab:** LA Los Alamos National Laboratory, NM

No. Test	Radionuclide	Reported Value	Reported Error	EML Value	EML Error	Reported EML	Evaluation	QAP 56 Evaluation
Matrix: WA Water Bq/L								
3	AM241	3.028	0.347	3.043	0.082	0.995	A	A
2	AM241	3.227	0.368	3.043	0.082	1.060	A	A
1	AM241	3.046	0.457	3.043	0.082	1.001	A	A
2	CO60	249.000	28.000	268.670	9.710	0.927	A	W
1	CO60	250.000	28.000	268.670	9.710	0.931	A	W
3	CO60	249.000	28.000	268.670	9.710	0.927	A	W
2	CS134	56.800	6.300	60.200	1.860	0.944	A	A
3	CS134	56.000	6.300	60.200	1.860	0.930	A	A
1	CS134	55.100	6.100	60.200	1.860	0.915	A	A
1	CS137	76.400	8.500	81.430	4.280	0.938	A	W
2	CS137	77.600	8.600	81.430	4.280	0.953	A	W
3	CS137	75.500	8.400	81.430	4.280	0.927	A	W
2	H3	232.360	32.190	227.300	5.615	1.022	A	W
1	H3	235.690	32.190	227.300	5.615	1.037	A	W
3	H3	356.690	32.190	227.300	5.615	1.569	W	W
2	PU238	3.829	0.573	4.331	0.117	0.884	W	A
3	PU238	4.164	0.628	4.331	0.117	0.962	A	A
1	PU238	4.044	0.606	4.331	0.117	0.934	A	A
1	PU239	2.060	0.310	2.070	0.074	0.995	A	A
2	PU239	1.960	0.294	2.070	0.074	0.947	A	A
3	PU239	2.080	0.315	2.070	0.074	1.005	A	A

Values for elemental uranium are reported in $\mu\text{g}/\text{filter}$, g, or mL. pCi/g or mL=Bq x 0.027

Evaluation: A=Acceptable, W=Acceptable with Warning, N=Not Acceptable

If the evaluation system is not appropriate for the types of analyses performed in your lab, apply a site specific evaluation.

QAP 57 Results by Laboratory**Lab:** LB Lawrence Berkeley Lab UCB

No. Test	Radionuclide	Reported Value	Reported Error	EML Value	EML Error	Reported EML	Evaluation	QAP 56 Evaluation
Matrix: AI Air Filter Bq / filter								
1	CO60	23.510	0.890	23.000	0.059	1.022	A	
1	CS137	32.850	0.740	32.500	0.777	1.011	A	
1	Gross Alpha	0.269	0.059	0.287	0.029	0.937	A	
1	Gross Beta	0.754	0.145	0.871	0.087	0.866	A	
1	MN54	53.480	1.790	52.200	1.170	1.025	A	
Matrix: SO Soil Bq / kg								
1	AM241	5.060	1.250	6.767	0.301	0.748	W	
1	BI214	40.190	3.040	33.630	1.560	1.195	A	
1	CS137	903.230	64.250	829.330	41.580	1.089	A	
1	K40	717.550	64.230	637.670	34.260	1.125	A	
Matrix: VE Vegetation Bq / kg								
1	CO60	8.900	1.110	9.660	0.630	0.921	A	
1	CS137	297.200	20.010	300.670	15.250	0.988	A	
1	K40	1233.700	123.900	1480.000	77.800	0.834	W	
Matrix: WA Water Bq / L								
1	CO60	280.110	21.150	268.670	9.710	1.043	A	
1	CS134	52.510	6.810	60.200	1.860	0.872	W	
1	CS137	86.060	5.410	81.430	4.280	1.057	A	

Values for elemental uranium are reported in µg/filter, g, or mL. pCi/g or mL=Bq x 0.027

Evaluation: A=Acceptable, W=Acceptable with Warning, N=Not Acceptable

If the evaluation system is not appropriate for the types of analyses performed in your lab, apply a site specific evaluation.

QAP 57 Results by Laboratory**Lab:** LI Lionville Laboratory, Inc. PA

No. Test	Radionuclide	Reported Value	Reported Error	EML Value	EML Error	Reported EML	Evaluation	QAP 56 Evaluation
Matrix: AI Air Filter Bq / filter								
1	Gross Alpha	0.340	0.030	0.287	0.029	1.185	A	
1	Gross Beta	0.750	0.030	0.871	0.087	0.861	A	
Matrix: WA Water Bq / L								
1	Gross Alpha	228.700	29.100	210.000	21.000	1.089	A	A
1	Gross Beta	888.300	44.500	900.000	90.000	0.987	A	A
1	H3	236.400	22.200	227.300	5.615	1.040	A	A

Values for elemental uranium are reported in $\mu\text{g}/\text{filter}$, g, or mL. pCi/g or $\text{mL}=\text{Bq} \times 0.027$

Evaluation: A=Acceptable, W=Acceptable with Warning, N=Not Acceptable

If the evaluation system is not appropriate for the types of analyses performed in your lab, apply a site specific evaluation.

QAP 57 Results by Laboratory**Lab:** LL LLNL Chemistry and Material Science/Environmental

No. Test	Radionuclide	Reported Value	Reported Error	EML Value	EML Error	Reported EML	Evaluation	QAP 56 Evaluation
Matrix: AI Air Filter Bq / filter								
1	CO60	27.300	1.940	23.000	0.059	1.187	W	
1	CS137	40.200	4.760	32.500	0.777	1.237	W	
1	MN54	62.500	7.200	52.200	1.170	1.197	W	
Matrix: SO Soil Bq / kg								
1	AM241	7.020	2.100	6.767	0.301	1.037	A	
1	CS137	767.000	104.000	829.330	41.580	0.925	A	W
1	K40	686.000	81.200	637.670	34.260	1.076	A	A
1	PU238	18.400	3.320	19.203	0.855	0.958	A	
1	PU239	12.600	1.730	12.903	0.465	0.976	A	N
1	U234	30.500	1.570	42.320	3.100	0.721	N	
1	U238	33.300	1.660	44.890	3.200	0.742	W	
Matrix: VE Vegetation Bq / kg								
1	PU239	3.090	0.690	3.427	0.149	0.902	A	
Matrix: WA Water Bq / L								
1	AM241	2.970	0.210	3.043	0.082	0.976	A	
1	CO60	277.000	22.800	268.670	9.710	1.031	A	A
1	CS137	80.300	10.900	81.430	4.280	0.986	A	A
1	H3	247.000	24.000	227.300	5.615	1.087	A	N
1	PU238	4.280	0.356	4.331	0.117	0.988	A	
1	PU239	2.190	0.216	2.070	0.074	1.058	A	A
1	U234	2.960	0.130	3.323	0.114	0.891	W	
1	U238	2.690	0.122	3.370	0.140	0.798	N	

Values for elemental uranium are reported in µg/filter, g, or mL. pCi/g or mL=Bq x 0.027
Evaluation: A=Acceptable, W=Acceptable with Warning, N=Not Acceptable

If the evaluation system is not appropriate for the types of analyses performed in your lab, apply a site specific evaluation.

QAP 57 Results by Laboratory**Lab:** LM American Radiation Services of New Mexico, Los Alamos

No. Test	Radionuclide	Reported Value	Reported Error	EML Value	EML Error	Reported EML	Evaluation	QAP 56 Evaluation
Matrix: AI Air Filter Bq / filter								
1	Gross Alpha	0.350	0.100	0.287	0.029	1.220	W	
1	Gross Beta	0.820	0.100	0.871	0.087	0.941	A	
Matrix: SO Soil Bq / kg								
1	AC228	38.600	1.400	42.300	1.560	0.913	A	A
1	AM241	7.120	0.640	6.767	0.301	1.052	A	A
1	BI212	39.860	1.230	45.930	4.510	0.868	A	W
1	BI214	37.940	1.230	33.630	1.560	1.128	A	W
1	CS137	919.930	2.550	829.330	41.580	1.109	A	A
1	K40	685.880	11.110	637.670	34.260	1.076	A	A
1	PB212	46.440	0.750	43.430	2.710	1.069	A	A
1	PB214	42.790	1.480	35.200	1.510	1.216	A	A
1	TH234	46.500	6.120	48.400	4.830	0.961	A	A
Matrix: VE Vegetation Bq / kg								
1	AM241	3.310	1.020	2.253	0.100	1.469	W	A
1	CO60	9.200	0.950	9.660	0.630	0.952	A	A
1	CS137	324.950	2.080	300.670	15.250	1.081	A	A
1	K40	1678.400	23.090	1480.000	77.800	1.134	A	A
Matrix: WA Water Bq / L								
1	AM241	3.240	0.186	3.043	0.082	1.065	A	N
1	CO60	275.050	0.539	268.670	9.710	1.024	A	A
1	CS137	86.200	0.510	81.430	4.280	1.059	A	A
1	Gross Alpha	602.230	14.550	210.000	21.000	2.868	N	A
1	Gross Beta	988.440	12.620	900.000	90.000	1.098	A	W
1	H3	247.890	10.120	227.300	5.615	1.091	A	A

Values for elemental uranium are reported in $\mu\text{g}/\text{filter}$, g, or mL. pCi/g or mL=Bq x 0.027
Evaluation: A=Acceptable, W=Acceptable with Warning, N=Not Acceptable

If the evaluation system is not appropriate for the types of analyses performed in your lab, apply a site specific evaluation.

QAP 57 Results by Laboratory**Lab:** LN Los Alamos National Lab, ES&H

No. Test	Radionuclide	Reported Value	Reported Error	EML Value	EML Error	Reported EML	Evaluation	QAP 56 Evaluation
Matrix: AI Air Filter Bq / filter								
1	CO60	23.500	2.000	23.000	0.059	1.022	A	A
1	CS137	33.000	3.000	32.500	0.777	1.015	A	A
1	Gross Alpha	0.270	0.070	0.287	0.029	0.941	A	A
1	Gross Beta	0.670	0.050	0.871	0.087	0.769	W	W
1	MN54	52.000	3.000	52.200	1.170	0.996	A	A

Matrix: WA Water Bq / L

1	CO60	292.000	20.000	268.670	9.710	1.087	A	A
1	CS134	65.000	7.000	60.200	1.860	1.080	A	
1	CS137	92.000	8.000	81.430	4.280	1.130	W	A
1	Gross Beta	113.000	5.000	900.000	90.000	0.126	N	

Values for elemental uranium are reported in $\mu\text{g}/\text{filter}$, g, or mL. pCi/g or mL=Bq x 0.027

Evaluation: A=Acceptable, W=Acceptable with Warning, N=Not Acceptable

If the evaluation system is not appropriate for the types of analyses performed in your lab, apply a site specific evaluation.

QAP 57 Results by Laboratory**Lab:** LV UNLV, Dept of Health Physics

No. Test	Radionuclide	Reported Value	Reported Error	EML Value	EML Error	Reported EML	Evaluation	QAP 56 Evaluation
Matrix: AI Air Filter Bq / filter								
1	AM241	0.132	0.010	0.191	0.004	0.692	N	W
1	CO60	23.100	0.520	23.000	0.059	1.004	A	A
1	CS137	33.400	1.000	32.500	0.777	1.028	A	N
1	Gross Alpha	0.344	0.040	0.287	0.029	1.199	A	A
1	Gross Beta	0.890	0.057	0.871	0.087	1.022	A	A
1	MN54	53.000	1.500	52.200	1.170	1.015	A	A
Matrix: SO Soil Bq / kg								
1	AC228	39.600	1.100	42.300	1.560	0.936	A	A
1	AM241	5.260	0.480	6.767	0.301	0.777	W	N
1	BI212	40.400	3.400	45.930	4.510	0.880	A	A
1	BI214	32.500	1.000	33.630	1.560	0.966	A	W
1	CS137	811.000	27.400	829.330	41.580	0.978	A	A
1	K40	617.000	25.000	637.670	34.260	0.968	A	W
1	PB212	37.800	2.200	43.430	2.710	0.870	W	W
1	PB214	30.400	1.200	35.200	1.510	0.864	W	W
1	TH234	70.900	23.400	48.400	4.830	1.465	A	A
Matrix: VE Vegetation Bq / kg								
1	AM241	3.670	1.240	2.253	0.100	1.629	W	A
1	CO60	6.250	0.940	9.660	0.630	0.647	N	W
1	CS137	277.000	10.000	300.670	15.250	0.921	A	W
1	K40	1280.000	27.000	1480.000	77.800	0.865	W	A
Matrix: WA Water Bq / L								
1	AM241	3.220	0.560	3.043	0.082	1.058	A	N
1	CO60	281.000	7.000	268.670	9.710	1.046	A	A
1	CS134	59.600	1.600	60.200	1.860	0.990	A	A
1	CS137	84.700	3.100	81.430	4.280	1.040	A	W
1	Gross Alpha	224.000	11.000	210.000	21.000	1.067	A	A
1	Gross Beta	749.000	23.000	900.000	90.000	0.832	A	A
1	U234	3.300	0.100	3.323	0.114	0.993	A	A
1	U238	3.450	0.100	3.370	0.140	1.024	A	A

Values for elemental uranium are reported in µg/filter, g, or mL. pCi/g or mL=Bq x 0.027

Evaluation: A=Acceptable, W=Acceptable with Warning, N=Not Acceptable

If the evaluation system is not appropriate for the types of analyses performed in your lab, apply a site specific evaluation.

QAP 57 Results by Laboratory**Lab:** LW Lawrence Livermore National Lab, Waste

No. Test	Radionuclide	Reported Value	Reported Error	EML Value	EML Error	Reported EML	Evaluation	QAP 56 Evaluation
Matrix: SO Soil Bq/kg								
1	AM241	5.300	1.750	6.767	0.301	0.783	W	A
1	CS137	790.000	101.400	829.330	41.580	0.953	A	A
1	K40	670.000	95.600	637.670	34.260	1.051	A	A
1	PU238	18.500	6.280	19.203	0.855	0.963	A	A
1	PU239	13.500	5.260	12.903	0.465	1.046	A	A
1	U234	41.400	5.250	42.320	3.100	0.978	A	A
1	U238	39.900	5.040	44.890	3.200	0.889	A	A

Matrix: WA Water Bq/L

1	AM241	3.100	0.271	3.043	0.082	1.019	A	A
1	CO60	240.000	29.400	268.670	9.710	0.893	W	A
1	CS134	48.000	6.000	60.200	1.860	0.797	N	
1	CS137	81.000	10.200	81.430	4.280	0.995	A	W
1	Gross Alpha	210.000	20.000	210.000	21.000	1.000	A	A
1	Gross Beta	880.000	34.000	900.000	90.000	0.978	A	A
1	H3	250.000	25.000	227.300	5.615	1.100	A	A
1	PU238	4.180	0.818	4.331	0.117	0.965	A	A
1	PU239	2.130	0.463	2.070	0.074	1.029	A	A
1	U234	2.930	0.832	3.323	0.114	0.882	W	A
1	U238	3.250	0.758	3.370	0.140	0.964	A	A

Values for elemental uranium are reported in µg/filter, g, or mL. pCi/g or mL=Bq x 0.027
Evaluation: A=Acceptable, W=Acceptable with Warning, N=Not Acceptable

If the evaluation system is not appropriate for the types of analyses performed in your lab, apply a site specific evaluation.

QAP 57 Results by Laboratory**Lab:** ME Radiation Control Program, Jamaica Plain, MA

No. Test	Radionuclide	Reported Value	Reported Error	EML Value	EML Error	Reported EML	Evaluation	QAP 56 Evaluation
Matrix: AI Air Filter Bq / filter								
1	CO60	24.600	0.400	23.000	0.059	1.070	A	A
2	CO60	24.300	0.400	23.000	0.059	1.057	A	A
2	CS137	35.800	0.800	32.500	0.777	1.102	A	A
1	CS137	36.300	0.800	32.500	0.777	1.117	A	A
3	Gross Alpha	0.340	0.020	0.287	0.029	1.185	A	N
1	Gross Alpha	0.340	0.020	0.287	0.029	1.185	A	N
2	Gross Alpha	0.320	0.020	0.287	0.029	1.115	A	N
2	Gross Beta	0.730	0.030	0.871	0.087	0.838	W	A
3	Gross Beta	0.800	0.030	0.871	0.087	0.918	A	A
1	Gross Beta	0.760	0.030	0.871	0.087	0.873	A	A
1	MN54	56.600	1.100	52.200	1.170	1.084	A	A
2	MN54	55.900	1.100	52.200	1.170	1.071	A	A

Matrix: SO Soil Bq / kg

2	AC228	52.500	1.300	42.300	1.560	1.241	W	A
1	AC228	52.900	1.700	42.300	1.560	1.251	W	A
1	AM241	9.700	1.900	6.767	0.301	1.433	A	A
2	AM241	7.400	1.800	6.767	0.301	1.094	A	A
1	BI212	50.300	4.400	45.930	4.510	1.095	A	A
2	BI212	52.500	4.800	45.930	4.510	1.143	A	A
2	BI214	31.500	1.200	33.630	1.560	0.937	A	A
1	BI214	28.800	1.100	33.630	1.560	0.856	W	A
2	CS137	899.000	21.000	829.330	41.580	1.084	A	A
1	CS137	903.000	22.000	829.330	41.580	1.089	A	A
2	K40	688.000	24.000	637.670	34.260	1.079	A	A
1	K40	681.000	24.000	637.670	34.260	1.068	A	A
1	PB212	40.300	1.800	43.430	2.710	0.928	A	W
2	PB212	41.400	1.500	43.430	2.710	0.953	A	W
1	PB214	33.600	1.600	35.200	1.510	0.955	A	A
2	PB214	32.200	1.300	35.200	1.510	0.915	A	A
2	TH234	68.400	8.900	48.400	4.830	1.413	A	A
1	TH234	77.700	9.100	48.400	4.830	1.605	W	A

Matrix: VE Vegetation Bq / kg

1	CO60	11.600	0.800	9.660	0.630	1.201	A	A
2	CO60	11.400	1.700	9.660	0.630	1.180	A	A
1	CS137	374.000	10.000	300.670	15.250	1.244	W	W
2	CS137	385.000	11.000	300.670	15.250	1.280	W	W
1	K40	1717.000	55.000	1480.000	77.800	1.160	A	A
2	K40	1654.000	87.000	1480.000	77.800	1.118	A	A

Matrix: WA Water Bq / L

2	AM241	3.100	0.400	3.043	0.082	1.019	A	A
---	-------	-------	-------	-------	-------	-------	---	---

Values for elemental uranium are reported in µg/filter, g, or mL. pCi/g or mL=Bq x 0.027**Evaluation:** A=Acceptable, W=Acceptable with Warning, N=Not Acceptable

If the evaluation system is not appropriate for the types of analyses performed in your lab, apply a site specific evaluation.

QAP 57 Results by Laboratory**Lab:** ME Radiation Control Program, Jamaica Plain, MA

No. Test	Radionuclide	Reported Value	Reported Error	EML Value	EML Error	Reported EML	Evaluation	QAP 56 Evaluation
Matrix: WA Water Bq/L								
1	AM241	2.700	0.600	3.043	0.082	0.887	W	A
2	CO60	288.000	5.000	268.670	9.710	1.072	A	A
1	CO60	284.000	4.000	268.670	9.710	1.057	A	A
2	CS134	58.000	1.000	60.200	1.860	0.963	A	A
1	CS134	55.000	1.000	60.200	1.860	0.914	A	A
1	CS137	87.000	2.000	81.430	4.280	1.068	A	A
2	CS137	88.000	2.000	81.430	4.280	1.081	A	A
2	H3	311.000	7.000	227.300	5.615	1.368	W	W
1	H3	308.000	7.000	227.300	5.615	1.355	W	W

Values for elemental uranium are reported in $\mu\text{g}/\text{filter}$, g, or mL. pCi/g or $\text{mL}=\text{Bq} \times 0.027$

Evaluation: A=Acceptable, W=Acceptable with Warning, N=Not Acceptable

If the evaluation system is not appropriate for the types of analyses performed in your lab, apply a site specific evaluation.

QAP 57 Results by Laboratory**Lab:** MH Maine Health & Environmental Testing Laboratory

No. Test	Radionuclide	Reported Value	Reported Error	EML Value	EML Error	Reported EML	Evaluation	QAP 56 Evaluation
----------	--------------	----------------	----------------	-----------	-----------	--------------	------------	-------------------

Matrix: AI Air Filter Bq / filter

1	Gross Alpha	0.286	0.009	0.287	0.029	0.997	A	
1	Gross Beta	0.713	0.015	0.871	0.087	0.819	W	

Matrix: WA Water Bq / L

1	Gross Alpha	262.290	4.460	210.000	21.000	1.249	W	
1	Gross Beta	861.360	5.320	900.000	90.000	0.957	A	
1	H3	247.450	5.350	227.300	5.615	1.089	A	

Values for elemental uranium are reported in µg/filter, g, or mL. pCi/g or mL=Bq x 0.027

Evaluation: A=Acceptable, W=Acceptable with Warning, N=Not Acceptable

If the evaluation system is not appropriate for the types of analyses performed in your lab, apply a site specific evaluation.

QAP 57 Results by Laboratory**Lab:** MI Massachusetts Institute of Technology

No. Test	Radionuclide	Reported Value	Reported Error	EML Value	EML Error	Reported EML	Evaluation	QAP 56 Evaluation
Matrix: AI Air Filter Bq / filter								
1	CO60	24.241	0.679	23.000	0.059	1.054	A	A
1	CS137	33.910	1.312	32.500	0.777	1.043	A	A
1	Gross Alpha	0.317	0.029	0.287	0.029	1.105	A	A
1	Gross Beta	0.982	0.040	0.871	0.087	1.127	A	W
1	MN54	50.042	1.655	52.200	1.170	0.959	A	A
Matrix: WA Water Bq / L								
2	AM241	2.847	0.232	3.043	0.082	0.935	A	A
1	AM241	3.220	0.232	3.043	0.082	1.058	A	A
2	CO60	298.012	6.455	268.670	9.710	1.109	W	A
1	CO60	294.480	6.380	268.670	9.710	1.096	A	A
1	CS134	65.885	1.302	60.200	1.860	1.094	A	A
2	CS134	65.876	1.306	60.200	1.860	1.094	A	A
2	CS137	90.585	3.852	81.430	4.280	1.112	A	A
1	CS137	89.999	3.828	81.430	4.280	1.105	A	A
1	Gross Alpha	305.300	63.200	210.000	21.000	1.454	N	W
2	Gross Alpha	283.800	20.600	210.000	21.000	1.351	N	W
2	Gross Beta	1026.300	58.900	900.000	90.000	1.140	A	A
1	Gross Beta	1107.500	85.800	900.000	90.000	1.231	A	A
2	H3	235.900	7.720	227.300	5.615	1.038	A	N
1	H3	238.880	8.270	227.300	5.615	1.051	A	N

Values for elemental uranium are reported in µg/filter, g, or mL. pCi/g or mL=Bq x 0.027

Evaluation: A=Acceptable, W=Acceptable with Warning, N=Not Acceptable

If the evaluation system is not appropriate for the types of analyses performed in your lab, apply a site specific evaluation.

QAP 57 Results by Laboratory**Lab:** ML BWXT of Ohio, Mound, Miamisburg, Ohio

No. Test	Radionuclide	Reported Value	Reported Error	EML Value	EML Error	Reported EML	Evaluation	QAP 56 Evaluation
Matrix: AI Air Filter Bq / filter								
1	PU238	0.109	0.016	0.119	0.003	0.914	A	A
1	PU239	0.202	0.028	0.206	0.002	0.982	A	A
1	U234	0.237	0.034	0.228	0.006	1.041	A	A
1	U238	0.237	0.034	0.230	0.006	1.031	A	A
Matrix: SO Soil Bq / kg								
1	PU239	12.330	2.220	12.903	0.465	0.956	A	A
1	U234	43.440	6.220	42.320	3.100	1.026	A	A
1	U238	43.190	6.220	44.890	3.200	0.962	A	A
Matrix: VE Vegetation Bq / kg								
1	PU239	3.650	0.540	3.427	0.149	1.065	A	A
Matrix: WA Water Bq / L								
1	H3	222.460	6.980	227.300	5.615	0.979	A	A
1	PU238	3.930	0.530	4.331	0.117	0.907	A	A
1	PU239	1.960	0.270	2.070	0.074	0.947	A	A
1	U234	3.380	0.460	3.323	0.114	1.017	A	A
1	U238	3.380	0.460	3.370	0.140	1.003	A	A

Values for elemental uranium are reported in µg/filter, g, or mL. pCi/g or mL=Bq x 0.027

Evaluation: A=Acceptable, W=Acceptable with Warning, N=Not Acceptable

If the evaluation system is not appropriate for the types of analyses performed in your lab, apply a site specific evaluation.

QAP 57 Results by Laboratory**Lab:** MS Manufacturing Sciences Corporation, Oak Ridge

No. Test	Radionuclide	Reported Value	Reported Error	EML Value	EML Error	Reported EML	Evaluation	QAP 56 Evaluation
Matrix: AI Air Filter Bq / filter								
1	CO60	22.800	2.300	23.000	0.059	0.991	A	A
1	CS137	33.800	3.400	32.500	0.777	1.040	A	A
1	Gross Alpha	0.360	0.040	0.287	0.029	1.254	W	A
1	Gross Beta	0.640	0.060	0.871	0.087	0.735	N	N
1	MN54	53.700	5.400	52.200	1.170	1.029	A	A
Matrix: SO Soil Bq/kg								
1	AC228	46.700	4.700	42.300	1.560	1.104	A	A
1	BI214	33.700	3.400	33.630	1.560	1.002	A	A
1	CS137	882.000	88.000	829.330	41.580	1.064	A	A
1	K40	661.000	66.000	637.670	34.260	1.037	A	A
1	PB212	43.700	4.400	43.430	2.710	1.006	A	A
1	PB214	35.400	3.500	35.200	1.510	1.006	A	A
Matrix: WA Water Bq/L								
1	CO60	265.000	27.000	268.670	9.710	0.986	A	A
1	CS134	52.800	5.300	60.200	1.860	0.877	W	A
1	CS137	81.700	8.200	81.430	4.280	1.003	A	A

Values for elemental uranium are reported in µg/filter, g, or mL. pCi/g or mL=Bq x 0.027

Evaluation: A=Acceptable, W=Acceptable with Warning, N=Not Acceptable

If the evaluation system is not appropriate for the types of analyses performed in your lab, apply a site specific evaluation.

QAP 57 Results by Laboratory**Lab:** MX Laboratory of Radiochimica CREN-U of Zacatecas, Mexico

No. Test	Radionuclide	Reported Value	Reported Error	EML Value	EML Error	Reported EML	Evaluation	QAP 56 Evaluation
-----------------	---------------------	-----------------------	-----------------------	------------------	------------------	---------------------	-------------------	--------------------------

Matrix: SO Soil Bq/kg

1	Bq U	127.223	5.337	87.210	7.300	1.459	N	N
---	------	---------	-------	--------	-------	-------	---	---

Values for elemental uranium are reported in $\mu\text{g}/\text{filter}$, g, or mL. pCi/g or mL=Bq x 0.027**Evaluation:** A=Acceptable, W=Acceptable with Warning, N=Not AcceptableIf the evaluation system is not appropriate for the types of analyses performed in your lab, apply a site specific evaluation.

QAP 57 Results by Laboratory**Lab:** MY FUSRAP Maywood Mobile Laboratory, NJ

No. Test	Radionuclide	Reported Value	Reported Error	EML Value	EML Error	Reported EML	Evaluation	QAP 56 Evaluation
Matrix: SO Soil Bq/kg								
1	AC228	42.350	3.630	42.300	1.560	1.001	A	W
2	AC228	48.800	3.810	42.300	1.560	1.154	A	W
3	AC228	44.840	2.660	42.300	1.560	1.060	A	W
2	BI212	44.560	12.500	45.930	4.510	0.970	A	W
1	BI212	55.100	13.300	45.930	4.510	1.200	W	W
3	BI212	33.690	8.830	45.930	4.510	0.734	A	W
1	BI214	39.740	6.070	33.630	1.560	1.182	A	A
2	BI214	50.000	2.360	33.630	1.560	1.487	N	A
3	BI214	41.540	3.840	33.630	1.560	1.235	W	A
1	CS137	833.900	27.800	829.330	41.580	1.006	A	A
2	CS137	839.900	27.600	829.330	41.580	1.013	A	A
3	CS137	824.900	26.500	829.330	41.580	0.995	A	A
2	K40	648.300	36.600	637.670	34.260	1.017	A	W
1	K40	628.000	39.800	637.670	34.260	0.985	A	W
3	K40	657.200	30.400	637.670	34.260	1.031	A	W
2	PB212	42.300	2.360	43.430	2.710	0.974	A	W
1	PB212	45.040	2.370	43.430	2.710	1.037	A	W
3	PB212	47.430	1.880	43.430	2.710	1.092	A	W
2	PB214	46.300	5.630	35.200	1.510	1.315	W	W
1	PB214	43.930	9.350	35.200	1.510	1.248	A	W
3	PB214	38.690	2.820	35.200	1.510	1.099	A	W

Values for elemental uranium are reported in $\mu\text{g}/\text{filter}$, g, or mL. pCi/g or mL=Bq x 0.027

Evaluation: A=Acceptable, W=Acceptable with Warning, N=Not Acceptable

If the evaluation system is not appropriate for the types of analyses performed in your lab, apply a site specific evaluation.

QAP 57 Results by Laboratory**Lab:** MZ Comisi=n Nacional de Seguridad Nuclear y Salvaguardias, Mexico

No. Test	Radionuclide	Reported Value	Reported Error	EML Value	EML Error	Reported EML	Evaluation	QAP 56 Evaluation
Matrix: AI Air Filter Bq / filter								
1	CO60	20.650	0.350	23.000	0.059	0.898	W	N
3	CO60	20.910	0.360	23.000	0.059	0.909	A	N
4	CO60	20.280	0.350	23.000	0.059	0.882	W	N
2	CO60	21.340	0.350	23.000	0.059	0.928	A	N
1	CS137	31.400	0.500	32.500	0.777	0.966	A	N
2	CS137	31.440	0.500	32.500	0.777	0.967	A	N
3	CS137	30.800	0.490	32.500	0.777	0.948	A	N
4	CS137	30.830	0.470	32.500	0.777	0.949	A	N
5	Gross Alpha	21.070	1.050	0.287	0.029	73.415	N	N
4	Gross Alpha	21.360	1.060	0.287	0.029	74.425	N	N
3	Gross Alpha	21.230	1.060	0.287	0.029	73.972	N	N
2	Gross Alpha	22.020	1.100	0.287	0.029	76.725	N	N
1	Gross Alpha	20.450	1.020	0.287	0.029	71.254	N	N
5	Gross Beta	27.300	1.360	0.871	0.087	31.343	N	N
4	Gross Beta	26.950	1.340	0.871	0.087	30.941	N	N
3	Gross Beta	27.090	1.350	0.871	0.087	31.102	N	N
1	Gross Beta	27.000	1.350	0.871	0.087	30.999	N	N
2	Gross Beta	26.850	1.340	0.871	0.087	30.827	N	N
1	MN54	44.550	0.570	52.200	1.170	0.853	W	N
3	MN54	41.120	0.550	52.200	1.170	0.788	N	N
2	MN54	41.330	0.570	52.200	1.170	0.792	N	N
4	MN54	40.040	0.540	52.200	1.170	0.767	N	N

Matrix: SO Soil Bq / kg

1	AC228	64.050	8.800	42.300	1.560	1.514	N	
1	BI214	15.690	5.250	33.630	1.560	0.467	N	
1	CS137	722.060	11.140	829.330	41.580	0.871	W	N
1	K40	525.080	67.210	637.670	34.260	0.823	W	N
1	PB212	35.620	4.120	43.430	2.710	0.820	W	
1	PB214	23.000	5.340	35.200	1.510	0.653	N	
1	SR90	23.500	1.310	41.160	0.253	0.571	N	W
2	SR90	29.170	1.430	41.160	0.253	0.709	W	W
3	SR90	26.330	1.360	41.160	0.253	0.640	N	W
1	TH234	137.230	59.750	48.400	4.830	2.835	N	

Values for elemental uranium are reported in µg/filter, g, or mL. pCi/g or mL=Bq x 0.027**Evaluation:** A=Acceptable, W=Acceptable with Warning, N=Not Acceptable

If the evaluation system is not appropriate for the types of analyses performed in your lab, apply a site specific evaluation.

QAP 57 Results by Laboratory**Lab:** NA US EPA NAREL, Montgomery, AL

No. Test	Radionuclide	Reported Value	Reported Error	EML Value	EML Error	Reported EML	Evaluation	QAP 56 Evaluation
Matrix: AI Air Filter Bq / filter								
1	CO60	21.900	0.360	23.000	0.059	0.952	A	A
1	CS137	32.600	0.540	32.500	0.777	1.003	A	A
1	MN54	46.400	0.800	52.200	1.170	0.889	W	A
1	PU238	0.123	0.008	0.119	0.003	1.032	A	A
1	PU239	0.222	0.110	0.206	0.002	1.079	A	A
1	SR90	5.510	0.160	5.561	0.119	0.991	A	A
1	U234	0.213	0.010	0.228	0.006	0.936	A	A
1	U238	0.208	0.010	0.230	0.006	0.905	A	A

Matrix: SO Soil Bq / kg

1	AC228	40.300	0.900	42.300	1.560	0.953	A	
1	BI212	37.100	2.300	45.930	4.510	0.808	A	A
1	BI214	33.000	0.800	33.630	1.560	0.981	A	W
1	CS137	868.000	14.000	829.330	41.580	1.047	A	A
1	K40	629.000	11.000	637.670	34.260	0.986	A	A
1	PB212	43.500	0.900	43.430	2.710	1.002	A	A
1	PB214	37.000	0.900	35.200	1.510	1.051	A	A
1	PU239	12.400	1.300	12.903	0.465	0.961	A	A
1	U234	39.500	2.800	42.320	3.100	0.933	A	A
1	U238	42.000	2.900	44.890	3.200	0.936	A	A

Matrix: VE Vegetation Bq / kg

1	CO60	10.160	0.330	9.660	0.630	1.052	A	A
1	CS137	343.000	6.000	300.670	15.250	1.141	A	A
1	K40	1553.000	27.000	1480.000	77.800	1.049	A	A
1	PU239	3.370	0.290	3.427	0.149	0.983	A	A
1	SR90	575.000	10.000	476.260	6.673	1.207	W	A

Matrix: WA Water Bq / L

1	AM241	2.730	0.070	3.043	0.082	0.897	W	
1	CO60	263.300	4.300	268.670	9.710	0.980	A	A
1	CS134	57.100	1.000	60.200	1.860	0.949	A	A
1	CS137	84.700	1.400	81.430	4.280	1.040	A	A
1	H3	252.700	2.400	227.300	5.615	1.112	A	A
1	PU238	4.080	0.090	4.331	0.117	0.942	A	A
1	PU239	2.081	0.050	2.070	0.074	1.005	A	A
1	SR90	8.100	0.460	8.690	0.420	0.932	A	A
1	U234	2.950	0.050	3.323	0.114	0.888	W	A
1	U238	2.980	0.050	3.370	0.140	0.884	W	A

Values for elemental uranium are reported in µg/filter, g, or mL. pCi/g or mL=Bq x 0.027**Evaluation:** A=Acceptable, W=Acceptable with Warning, N=Not Acceptable

If the evaluation system is not appropriate for the types of analyses performed in your lab, apply a site specific evaluation.

QAP 57 Results by Laboratory**Lab:** ND Dept. of Environmental Health and Safety, NC State University

No. Test	Radionuclide	Reported Value	Reported Error	EML Value	EML Error	Reported EML	Evaluation	QAP 56 Evaluation
Matrix: AI Air Filter Bq / filter								
1	CO60	23.168	0.705	23.000	0.059	1.007	A	A
1	CS137	33.912	1.645	32.500	0.777	1.043	A	A
1	Gross Alpha	0.277	0.062	0.287	0.029	0.965	A	A
1	Gross Beta	0.912	0.187	0.871	0.087	1.047	A	A
1	MN54	53.429	2.216	52.200	1.170	1.024	A	A

Values for elemental uranium are reported in $\mu\text{g}/\text{filter}$, g, or mL. pCi/g or $\text{mL}=\text{Bq} \times 0.027$

Evaluation: A=Acceptable, W=Acceptable with Warning, N=Not Acceptable

If the evaluation system is not appropriate for the types of analyses performed in your lab, apply a site specific evaluation.

QAP 57 Results by Laboratory**Lab:** NF Nuclear Fuel Services, Erwin, TN

No. Test	Radionuclide	Reported Value	Reported Error	EML Value	EML Error	Reported EML	Evaluation	QAP 56 Evaluation
Matrix: WA Water Bq/L								
1	AM241	2.941	0.081	3.043	0.082	0.966	A	
1	Gross Alpha	318.000	14.590	210.000	21.000	1.514	N	
1	Gross Beta	564.940	26.678	900.000	90.000	0.628	W	
1	PU238	4.137	0.111	4.331	0.117	0.955	A	
1	PU239	2.154	0.075	2.070	0.074	1.040	A	
1	U234	3.351	0.091	3.323	0.114	1.008	A	
1	U238	3.304	0.091	3.370	0.140	0.980	A	

Values for elemental uranium are reported in $\mu\text{g}/\text{filter}$, g, or mL. pCi/g or mL=Bq x 0.027

Evaluation: A=Acceptable, W=Acceptable with Warning, N=Not Acceptable

If the evaluation system is not appropriate for the types of analyses performed in your lab, apply a site specific evaluation.

QAP 57 Results by Laboratory**Lab:** NJ NJ Department of Health and Senior Services

No. Test	Radionuclide	Reported Value	Reported Error	EML Value	EML Error	Reported EML	Evaluation	QAP 56 Evaluation
Matrix: AI Air Filter Bq / filter								
2	AM241	0.223	0.050	0.191	0.004	1.169	A	W
1	AM241	0.147	0.043	0.191	0.004	0.771	W	W
3	AM241	0.209	0.058	0.191	0.004	1.096	A	W
2	CO60	19.900	1.200	23.000	0.059	0.865	W	A
3	CO60	20.000	1.200	23.000	0.059	0.870	W	A
4	CO60	20.400	1.300	23.000	0.059	0.887	W	A
1	CO60	20.100	1.200	23.000	0.059	0.874	W	A
5	CO60	20.700	1.200	23.000	0.059	0.900	A	A
1	CS137	27.300	2.200	32.500	0.777	0.840	W	A
4	CS137	28.200	2.600	32.500	0.777	0.868	W	A
5	CS137	28.800	2.500	32.500	0.777	0.886	W	A
3	CS137	27.300	2.400	32.500	0.777	0.840	W	A
2	CS137	27.400	2.800	32.500	0.777	0.843	W	A
5	MN54	45.900	10.000	52.200	1.170	0.879	W	A
4	MN54	44.000	10.000	52.200	1.170	0.843	W	A
3	MN54	44.000	13.300	52.200	1.170	0.843	W	A
1	MN54	44.000	10.000	52.200	1.170	0.843	W	A
2	MN54	43.700	15.500	52.200	1.170	0.837	W	A

Matrix: SO Soil Bq / kg

5	AC228	31.700	2.300	42.300	1.560	0.749	N	A
2	AC228	29.900	2.300	42.300	1.560	0.707	N	A
1	AC228	31.300	2.000	42.300	1.560	0.740	N	A
4	AC228	29.700	2.300	42.300	1.560	0.702	N	A
3	AC228	31.600	2.000	42.300	1.560	0.747	N	A
2	AM241	6.590	1.000	6.767	0.301	0.974	A	W
4	AM241	5.740	0.810	6.767	0.301	0.848	W	W
3	AM241	5.880	4.550	6.767	0.301	0.869	W	W
1	AM241	5.400	0.780	6.767	0.301	0.798	W	W
5	AM241	5.480	0.850	6.767	0.301	0.810	W	W
1	BI212	32.700	7.900	45.930	4.510	0.712	A	A
5	BI212	32.800	9.400	45.930	4.510	0.714	A	A
3	BI212	40.700	7.800	45.930	4.510	0.886	A	A
2	BI212	39.200	9.600	45.930	4.510	0.853	A	A
3	BI214	20.400	2.300	33.630	1.560	0.607	N	A
1	BI214	21.300	2.200	33.630	1.560	0.633	N	A
5	BI214	20.000	2.700	33.630	1.560	0.595	N	A
4	BI214	21.200	2.100	33.630	1.560	0.630	N	A
2	BI214	22.500	2.100	33.630	1.560	0.669	N	A
1	CS137	895.000	92.000	829.330	41.580	1.079	A	A
5	CS137	884.000	92.000	829.330	41.580	1.066	A	A
4	CS137	895.000	92.000	829.330	41.580	1.079	A	A
3	CS137	888.000	92.000	829.330	41.580	1.071	A	A
2	CS137	892.000	89.000	829.330	41.580	1.076	A	A
3	K40	614.000	59.000	637.670	34.260	0.963	A	A
2	K40	607.000	56.000	637.670	34.260	0.952	A	A

Values for elemental uranium are reported in µg/filter, g, or mL.**pCi/g or mL=Bq x 0.027****Evaluation:** A=Acceptable, W=Acceptable with Warning, N=Not Acceptable

If the evaluation system is not appropriate for the types of analyses performed in your lab, apply a site specific evaluation.

QAP 57 Results by Laboratory**Lab:** NJ NJ Department of Health and Senior Services

No. Test	Radionuclide	Reported Value	Reported Error	EML Value	EML Error	Reported EML	Evaluation	QAP 56 Evaluation
Matrix: SO Soil Bq/kg								
1	K40	618.000	59.000	637.670	34.260	0.969	A	A
5	K40	618.000	59.000	637.670	34.260	0.969	A	A
4	K40	618.000	59.000	637.670	34.260	0.969	A	A
1	PB212	33.800	3.300	43.430	2.710	0.778	N	A
2	PB212	33.400	3.300	43.430	2.710	0.769	N	A
3	PB212	33.400	3.100	43.430	2.710	0.769	N	A
5	PB212	32.400	3.200	43.430	2.710	0.746	N	A
5	PB214	22.800	2.500	35.200	1.510	0.648	N	A
4	PB214	21.200	2.200	35.200	1.510	0.602	N	A
3	PB214	22.700	2.500	35.200	1.510	0.645	N	A
1	PB214	22.300	2.200	35.200	1.510	0.634	N	A
2	PB214	22.900	2.000	35.200	1.510	0.651	N	A
5	TH234	31.200	12.400	48.400	4.830	0.645	W	A
4	TH234	28.600	9.100	48.400	4.830	0.591	N	A
3	TH234	30.900	5.600	48.400	4.830	0.638	W	A
2	TH234	40.300	5.200	48.400	4.830	0.833	A	A
1	TH234	37.700	5.200	48.400	4.830	0.779	W	A

Matrix: VE Vegetation Bq/kg

2	AM241	2.260	0.550	2.253	0.100	1.003	A	A
1	AM241	2.890	0.650	2.253	0.100	1.283	A	A
3	AM241	2.230	0.550	2.253	0.100	0.990	A	A
5	CO60	10.000	0.700	9.660	0.630	1.035	A	A
4	CO60	9.290	0.920	9.660	0.630	0.962	A	A
3	CO60	9.880	0.630	9.660	0.630	1.023	A	A
2	CO60	9.920	0.630	9.660	0.630	1.027	A	A
1	CO60	9.060	0.630	9.660	0.630	0.938	A	A
1	CS137	301.000	14.000	300.670	15.250	1.001	A	A
2	CS137	302.000	17.000	300.670	15.250	1.004	A	A
3	CS137	304.000	25.000	300.670	15.250	1.011	A	A
5	CS137	305.000	15.000	300.670	15.250	1.014	A	A
4	CS137	302.000	14.000	300.670	15.250	1.004	A	A
4	K40	1380.000	50.000	1480.000	77.800	0.932	A	A
1	K40	1380.000	50.000	1480.000	77.800	0.932	A	A
2	K40	1410.000	50.000	1480.000	77.800	0.953	A	A
3	K40	1380.000	50.000	1480.000	77.800	0.932	A	A
5	K40	1410.000	50.000	1480.000	77.800	0.953	A	A

Matrix: WA Water Bq/L

1	AM241	3.180	0.430	3.043	0.082	1.045	A	A
2	AM241	3.120	0.540	3.043	0.082	1.025	A	A
3	AM241	2.860	0.480	3.043	0.082	0.940	A	A
2	Bq U	6.550	0.440	6.836	0.266	0.958	A	A
3	Bq U	6.770	0.440	6.836	0.266	0.990	A	A
1	Bq U	6.700	0.440	6.836	0.266	0.980	A	A

Values for elemental uranium are reported in µg/filter, g, or mL. pCi/g or mL=Bq x 0.027**Evaluation: A=Acceptable, W=Acceptable with Warning, N=Not Acceptable**

If the evaluation system is not appropriate for the types of analyses performed in your lab, apply a site specific evaluation.

QAP 57 Results by Laboratory**Lab:** NJ NJ Department of Health and Senior Services

No. Test	Radionuclide	Reported Value	Reported Error	EML Value	EML Error	Reported EML	Evaluation	QAP 56 Evaluation
Matrix: WA Water Bq/L								
1	CO60	271.000	4.000	268.670	9.710	1.009	A	A
2	CO60	270.000	4.000	268.670	9.710	1.005	A	A
3	CO60	272.000	3.000	268.670	9.710	1.012	A	A
4	CO60	272.000	3.000	268.670	9.710	1.012	A	A
5	CO60	274.000	4.000	268.670	9.710	1.020	A	A
3	CS134	57.700	1.800	60.200	1.860	0.958	A	A
2	CS134	59.600	1.800	60.200	1.860	0.990	A	A
4	CS134	58.500	2.200	60.200	1.860	0.972	A	A
5	CS134	58.500	1.800	60.200	1.860	0.972	A	A
1	CS134	60.300	2.200	60.200	1.860	1.002	A	A
5	CS137	81.800	4.100	81.430	4.280	1.005	A	A
1	CS137	82.500	4.800	81.430	4.280	1.013	A	A
2	CS137	82.100	4.100	81.430	4.280	1.008	A	A
3	CS137	81.800	3.700	81.430	4.280	1.005	A	A
4	CS137	82.100	4.400	81.430	4.280	1.008	A	A
3	Gross Alpha	236.000	13.000	210.000	21.000	1.124	A	A
2	Gross Alpha	242.000	13.000	210.000	21.000	1.152	W	A
1	Gross Alpha	242.000	13.000	210.000	21.000	1.152	W	A
1	Gross Beta	906.000	15.000	900.000	90.000	1.007	A	A
3	Gross Beta	906.000	15.000	900.000	90.000	1.007	A	A
2	Gross Beta	936.000	15.000	900.000	90.000	1.040	A	A
2	H3	156.000	10.000	227.300	5.615	0.686	N	A
1	H3	151.000	10.000	227.300	5.615	0.664	N	A
3	H3	154.000	10.000	227.300	5.615	0.678	N	A
3	SR90	8.620	0.410	8.690	0.420	0.992	A	A
2	SR90	8.950	0.440	8.690	0.420	1.030	A	A
1	SR90	8.700	0.410	8.690	0.420	1.001	A	A
3	U234	3.290	0.220	3.323	0.114	0.990	A	A
1	U234	3.310	0.220	3.323	0.114	0.996	A	A
2	U234	3.260	0.210	3.323	0.114	0.981	A	A
1	U238	3.220	0.210	3.370	0.140	0.955	A	A
3	U238	3.330	0.220	3.370	0.140	0.988	A	A
2	U238	3.160	0.210	3.370	0.140	0.938	A	A

Values for elemental uranium are reported in µg/filter, g, or mL. pCi/g or mL=Bq x 0.027

Evaluation: A=Acceptable, W=Acceptable with Warning, N=Not Acceptable

If the evaluation system is not appropriate for the types of analyses performed in your lab, apply a site specific evaluation.

QAP 57 Results by Laboratory**Lab:** NL Fluor Daniel Fernald, Inc., Ohio

No. Test	Radionuclide	Reported Value	Reported Error	EML Value	EML Error	Reported EML	Evaluation	QAP 56 Evaluation
Matrix: AI Air Filter Bq / filter								
1	U	18.600	0.900	18.590	0.340	1.001	A	
Matrix: SO Soil Bq / kg								
1	U	1.800	0.040	3.610	0.320	0.499	W	
Matrix: WA Water Bq / L								
1	Gross Alpha	221.000	45.000	210.000	21.000	1.052	A	A
1	Gross Beta	921.000	184.000	900.000	90.000	1.023	A	A
1	U	0.271	0.007	0.273	0.012	0.994	A	

Values for elemental uranium are reported in $\mu\text{g}/\text{filter}$, g, or mL. pCi/g or $\text{mL}=\text{Bq} \times 0.027$

Evaluation: A=Acceptable, W=Acceptable with Warning, N=Not Acceptable

If the evaluation system is not appropriate for the types of analyses performed in your lab, apply a site specific evaluation.

QAP 57 Results by Laboratory**Lab:** NM Environmental Evaluation Group, Carlsbad, NM

No. Test	Radionuclide	Reported Value	Reported Error	EML Value	EML Error	Reported EML	Evaluation	QAP 56 Evaluation
Matrix: AI Air Filter Bq / filter								
1	AM241	0.202	0.005	0.191	0.004	1.059	A	A
1	CS137	35.200	0.600	32.500	0.777	1.083	A	A
1	PU238	0.102	0.003	0.119	0.003	0.856	W	A
1	PU239	0.192	0.004	0.206	0.002	0.933	A	A
1	SR90	3.240	0.230	5.561	0.119	0.583	W	A
Matrix: SO Soil Bq / kg								
3	AM241	9.140	0.330	6.767	0.301	1.351	A	
2	AM241	6.750	0.280	6.767	0.301	0.997	A	
1	AM241	7.110	0.300	6.767	0.301	1.051	A	
1	CS137	886.000	21.000	829.330	41.580	1.068	A	
2	PU238	19.360	0.540	19.203	0.855	1.008	A	
1	PU238	17.800	0.500	19.203	0.855	0.927	A	
3	PU238	18.030	0.500	19.203	0.855	0.939	A	
1	PU239	13.100	0.410	12.903	0.465	1.015	A	
2	PU239	13.350	0.430	12.903	0.465	1.035	A	
3	PU239	14.220	0.430	12.903	0.465	1.102	A	
2	SR90	75.200	6.900	41.160	0.253	1.827	W	
1	SR90	64.600	6.000	41.160	0.253	1.569	W	
Matrix: WA Water Bq / L								
1	AM241	2.840	0.040	3.043	0.082	0.933	A	W
1	CS137	71.300	3.500	81.430	4.280	0.876	W	W
1	PU238	3.570	0.060	4.331	0.117	0.824	W	W
1	PU239	1.800	0.060	2.070	0.074	0.869	W	W
1	SR90	10.000	2.800	8.690	0.420	1.151	W	A

Values for elemental uranium are reported in µg/filter, g, or mL. pCi/g or mL=Bq x 0.027
Evaluation: A=Acceptable, W=Acceptable with Warning, N=Not Acceptable

If the evaluation system is not appropriate for the types of analyses performed in your lab, apply a site specific evaluation.

QAP 57 Results by Laboratory**Lab:** NP JAF Environmental Laboratory, New York Power Authority

No. Test	Radionuclide	Reported Value	Reported Error	EML Value	EML Error	Reported EML	Evaluation	QAP 56 Evaluation
Matrix: AI Air Filter Bq / filter								
1	CO60	23.100	0.200	23.000	0.059	1.004	A	A
1	CS137	33.900	0.300	32.500	0.777	1.043	A	A
1	Gross Beta	0.830	0.020	0.871	0.087	0.953	A	A
1	MN54	58.000	0.400	52.200	1.170	1.111	A	A
Matrix: WA Water Bq / L								
1	CO60	268.400	1.400	268.670	9.710	0.999	A	A
1	CS134	60.700	0.900	60.200	1.860	1.008	A	N
1	CS137	77.700	1.000	81.430	4.280	0.954	A	A
1	Gross Beta	797.000	11.320	900.000	90.000	0.886	A	A
1	H3	243.000	6.000	227.300	5.615	1.069	A	A

Values for elemental uranium are reported in $\mu\text{g}/\text{filter}$, g, or mL. pCi/g or $\text{mL}=\text{Bq} \times 0.027$

Evaluation: A=Acceptable, W=Acceptable with Warning, N=Not Acceptable

If the evaluation system is not appropriate for the types of analyses performed in your lab, apply a site specific evaluation.

QAP 57 Results by Laboratory**Lab:** NQ New Mexico Department of Health, Albuquerque

No. Test	Radionuclide	Reported Value	Reported Error	EML Value	EML Error	Reported EML	Evaluation	QAP 56 Evaluation
Matrix: AI Air Filter Bq / filter								
1	AM241	0.191	0.012	0.191	0.004	1.004	A	A
1	CO60	22.900	2.400	23.000	0.059	0.996	A	A
1	CS137	33.500	3.700	32.500	0.777	1.031	A	A
1	Gross Alpha	0.295	0.046	0.287	0.029	1.028	A	A
1	Gross Beta	0.863	0.130	0.871	0.087	0.991	A	A
1	MN54	54.100	6.000	52.200	1.170	1.036	A	A
1	PU238	0.104	0.007	0.119	0.003	0.872	W	A
1	PU239	0.203	0.013	0.206	0.002	0.985	A	A
1	U234	0.217	0.012	0.228	0.006	0.953	A	A
1	U238	0.220	0.012	0.230	0.006	0.957	A	A
Matrix: SO Soil Bq / kg								
1	AC228	43.300	4.800	42.300	1.560	1.024	A	A
1	AM241	9.240	0.900	6.767	0.301	1.365	A	A
1	BI212	53.700	7.400	45.930	4.510	1.169	W	W
1	BI214	33.000	3.700	33.630	1.560	0.981	A	A
1	CS137	844.000	100.000	829.330	41.580	1.018	A	A
1	K40	670.000	80.000	637.670	34.260	1.051	A	A
1	PB212	45.200	5.600	43.430	2.710	1.041	A	A
1	PB214	37.400	4.400	35.200	1.510	1.063	A	A
1	PU239	13.280	1.100	12.903	0.465	1.029	A	A
1	TH234	64.100	12.000	48.400	4.830	1.324	A	A
1	U234	40.900	2.600	42.320	3.100	0.966	A	A
1	U238	44.800	2.800	44.890	3.200	0.998	A	A
Matrix: WA Water Bq / L								
1	AM241	2.520	0.160	3.043	0.082	0.828	W	A
1	CO60	282.000	30.000	268.670	9.710	1.050	A	W
1	CS134	56.400	6.400	60.200	1.860	0.937	A	N
1	CS137	84.400	9.600	81.430	4.280	1.036	A	A
1	Gross Alpha	209.400	16.000	210.000	21.000	0.997	A	N
1	Gross Beta	853.800	57.000	900.000	90.000	0.949	A	A
1	PU238	4.020	0.250	4.331	0.117	0.928	A	A
1	PU239	2.040	0.130	2.070	0.074	0.985	A	A
1	U234	3.090	0.180	3.323	0.114	0.930	A	A
1	U238	3.070	0.180	3.370	0.140	0.911	A	A

Values for elemental uranium are reported in µg/filter, g, or mL. pCi/g or mL=Bq x 0.027**Evaluation:** A=Acceptable, W=Acceptable with Warning, N=Not Acceptable

If the evaluation system is not appropriate for the types of analyses performed in your lab, apply a site specific evaluation.

QAP 57 Results by Laboratory**Lab:** NR Naval Reactors Facility Chemistry, Scoville, ID

No. Test	Radionuclide	Reported Value	Reported Error	EML Value	EML Error	Reported EML	Evaluation	QAP 56 Evaluation
Matrix: AI Air Filter Bq / filter								
1	CO60	20.000	4.000	23.000	0.059	0.870	W	A
1	CS137	30.500	6.100	32.500	0.777	0.938	A	A
1	MN54	48.300	9.700	52.200	1.170	0.925	A	A
Matrix: SO Soil Bq / kg								
1	CS137	773.000	155.000	829.330	41.580	0.932	A	A
Matrix: VE Vegetation Bq / kg								
1	CS137	300.100	60.000	300.670	15.250	0.998	A	A
Matrix: WA Water Bq / L								
1	CO60	273.000	55.000	268.670	9.710	1.016	A	A
1	CS134	72.500	14.500	60.200	1.860	1.204	W	
1	CS137	85.500	17.100	81.430	4.280	1.050	A	A

Values for elemental uranium are reported in $\mu\text{g}/\text{filter}$, g, or mL. pCi/g or $\text{mL}=\text{Bq} \times 0.027$

Evaluation: A=Acceptable, W=Acceptable with Warning, N=Not Acceptable

If the evaluation system is not appropriate for the types of analyses performed in your lab, apply a site specific evaluation.

QAP 57 Results by Laboratory**Lab:** NZ National Radiation Laboratory, New Zealand

No. Test	Radionuclide	Reported Value	Reported Error	EML Value	EML Error	Reported EML	Evaluation	QAP 56 Evaluation
Matrix: AI Air Filter Bq / filter								
1	AM241	0.191	0.031	0.191	0.004	1.002	A	
1	CO60	22.900	1.300	23.000	0.059	0.996	A	A
1	CS137	35.500	1.100	32.500	0.777	1.092	A	A
1	MN54	55.100	1.700	52.200	1.170	1.056	A	A
Matrix: SO Soil Bq / kg								
1	AC228	41.500	1.700	42.300	1.560	0.981	A	A
1	AM241	7.890	0.980	6.767	0.301	1.166	A	A
1	BI212	42.100	3.200	45.930	4.510	0.917	A	
1	BI214	39.400	1.200	33.630	1.560	1.172	A	A
1	CS137	832.000	33.000	829.330	41.580	1.003	A	A
1	K40	572.000	33.000	637.670	34.260	0.897	W	A
1	PB212	44.000	2.000	43.430	2.710	1.013	A	W
1	PB214	38.400	1.300	35.200	1.510	1.091	A	A
1	TH234	45.300	7.400	48.400	4.830	0.936	A	A
Matrix: VE Vegetation Bq / kg								
1	CO60	4.480	0.300	9.660	0.630	0.464	N	A
1	CS137	159.200	2.400	300.670	15.250	0.529	N	A
1	K40	670.000	37.000	1480.000	77.800	0.453	N	W
Matrix: WA Water Bq / L								
1	AM241	3.400	0.540	3.043	0.082	1.117	A	A
1	CO60	284.000	7.000	268.670	9.710	1.057	A	
1	CS134	88.700	3.100	60.200	1.860	1.473	N	N
1	CS137	89.900	4.100	81.430	4.280	1.104	A	W

Values for elemental uranium are reported in µg/filter, g, or mL. pCi/g or mL=Bq x 0.027
Evaluation: A=Acceptable, W=Acceptable with Warning, N=Not Acceptable

If the evaluation system is not appropriate for the types of analyses performed in your lab, apply a site specific evaluation.

QAP 57 Results by Laboratory**Lab:** OB OBG Laboratories, East Syracuse, NY

No. Test	Radionuclide	Reported Value	Reported Error	EML Value	EML Error	Reported EML	Evaluation	QAP 56 Evaluation
----------	--------------	----------------	----------------	-----------	-----------	--------------	------------	-------------------

Matrix: AI Air Filter Bq / filter

1	Gross Alpha	0.278	0.033	0.287	0.029	0.969	A	A
1	Gross Beta	0.713	0.073	0.871	0.087	0.819	W	A

Matrix: SO Soil Bq / kg

1	AC228	40.100	5.630	42.300	1.560	0.948	A	A
1	AM241	8.650	3.400	6.767	0.301	1.278	A	N
1	BI212	45.200	18.000	45.930	4.510	0.984	A	W
1	BI214	31.600	9.950	33.630	1.560	0.940	A	A
1	CS137	715.000	132.000	829.330	41.580	0.862	W	A
1	K40	584.000	113.000	637.670	34.260	0.916	A	A
1	PB212	46.400	13.000	43.430	2.710	1.068	A	A
1	PB214	32.200	7.590	35.200	1.510	0.915	A	A
1	PU238	22.100	6.970	19.203	0.855	1.151	A	W
1	PU239	23.100	6.970	12.903	0.465	1.790	N	N
1	SR90	59.200	24.500	41.160	0.253	1.438	W	A
1	TH234	38.100	37.500	48.400	4.830	0.787	W	N
1	U234	42.600	13.700	42.320	3.100	1.007	A	A
1	U238	41.300	14.500	44.890	3.200	0.920	A	A

Matrix: WA Water Bq / L

1	AM241	2.960	0.841	3.043	0.082	0.973	A	
1	CO60	284.000	36.800	268.670	9.710	1.057	A	W
1	CS137	83.900	15.900	81.430	4.280	1.030	A	W
1	Gross Alpha	249.000	28.200	210.000	21.000	1.186	W	A
1	Gross Beta	778.000	79.400	900.000	90.000	0.864	A	A
1	PU238	3.740	1.120	4.331	0.117	0.864	W	N
1	PU239	1.920	0.586	2.070	0.074	0.927	A	N
1	SR90	10.200	2.520	8.690	0.420	1.174	W	
1	U234	3.010	0.887	3.323	0.114	0.906	A	W
1	U238	2.980	0.869	3.370	0.140	0.884	W	W

Values for elemental uranium are reported in µg/filter, g, or mL. pCi/g or mL=Bq x 0.027
Evaluation: A=Acceptable, W=Acceptable with Warning, N=Not Acceptable

If the evaluation system is not appropriate for the types of analyses performed in your lab, apply a site specific evaluation.

QAP 57 Results by Laboratory**Lab:** OC Radiation Protection Service Laboratory, Ontario, Canada

No. Test	Radionuclide	Reported Value	Reported Error	EML Value	EML Error	Reported EML	Evaluation	QAP 56 Evaluation
Matrix: AI Air Filter Bq / filter								
1	CO60	22.900	1.800	23.000	0.059	0.996	A	
1	CS137	33.200	2.700	32.500	0.777	1.022	A	
1	Gross Alpha	0.300	0.030	0.287	0.029	1.045	A	
1	Gross Beta	0.770	0.080	0.871	0.087	0.884	A	
1	MN54	54.600	4.400	52.200	1.170	1.046	A	
Matrix: SO Soil Bq / kg								
1	AC228	33.600	2.700	42.300	1.560	0.794	N	
1	BI214	31.900	2.600	33.630	1.560	0.949	A	
1	CS137	782.000	63.000	829.330	41.580	0.943	A	
1	K40	636.000	51.000	637.670	34.260	0.997	A	
1	PB212	39.000	3.100	43.430	2.710	0.898	A	
1	PB214	32.600	2.600	35.200	1.510	0.926	A	
1	TH234	61.000	5.000	48.400	4.830	1.260	A	
Matrix: VE Vegetation Bq / kg								
1	CO60	8.600	0.700	9.660	0.630	0.890	W	
1	CS137	278.000	22.000	300.670	15.250	0.925	A	
1	K40	1330.000	106.000	1480.000	77.800	0.899	W	
Matrix: WA Water Bq / L								
1	CO60	270.000	16.000	268.670	9.710	1.005	A	
1	CS134	55.400	3.300	60.200	1.860	0.920	A	
1	CS137	82.500	5.000	81.430	4.280	1.013	A	
1	Gross Alpha	275.000	28.000	210.000	21.000	1.310	N	
1	Gross Beta	812.000	81.000	900.000	90.000	0.902	A	
1	H3	227.000	23.000	227.300	5.615	0.999	A	
1	SR90	8.400	0.840	8.690	0.420	0.967	A	

Values for elemental uranium are reported in µg/filter, g, or mL. pCi/g or mL=Bq x 0.027
Evaluation: A=Acceptable, W=Acceptable with Warning, N=Not Acceptable

If the evaluation system is not appropriate for the types of analyses performed in your lab, apply a site specific evaluation.

QAP 57 Results by Laboratory**Lab:** OD ORNL, Radiobioassay Lab

No. Test	Radionuclide	Reported Value	Reported Error	EML Value	EML Error	Reported EML	Evaluation	QAP 56 Evaluation
----------	--------------	----------------	----------------	-----------	-----------	--------------	------------	-------------------

Matrix: AI Air Filter Bq / filter

1	CS137	34.710	0.780	32.500	0.777	1.068	A	A
1	Gross Alpha	0.260	0.020	0.287	0.029	0.906	A	A
1	Gross Beta	0.930	0.030	0.871	0.087	1.068	A	A
1	MN54	55.790	1.040	52.200	1.170	1.069	A	A

Matrix: WA Water Bq / L

1	AM241	2.800	0.280	3.043	0.082	0.920	A	A
1	CO60	286.490	6.580	268.670	9.710	1.066	A	A
1	CS134	63.420	2.550	60.200	1.860	1.053	A	A
1	CS137	90.960	4.350	81.430	4.280	1.117	A	A
1	H3	230.670	85.500	227.300	5.615	1.015	A	A
1	PU238	4.360	0.450	4.331	0.117	1.007	A	W
1	PU239	2.190	0.230	2.070	0.074	1.058	A	A
1	SR90	7.360	0.930	8.690	0.420	0.847	A	A
1	U234	3.740	0.390	3.323	0.114	1.125	A	W
1	U238	3.840	0.400	3.370	0.140	1.139	A	W

Values for elemental uranium are reported in µg/filter, g, or mL. pCi/g or mL=Bq x 0.027

Evaluation: A=Acceptable, W=Acceptable with Warning, N=Not Acceptable

If the evaluation system is not appropriate for the types of analyses performed in your lab, apply a site specific evaluation.

QAP 57 Results by Laboratory**Lab:** OH Ohio Dept Of Health Laboratory, Columbus

No. Test	Radionuclide	Reported Value	Reported Error	EML Value	EML Error	Reported EML	Evaluation	QAP 56 Evaluation
Matrix: AI Air Filter Bq / filter								
1	CO60	26.100	0.400	23.000	0.059	1.135	W	W
1	CS137	41.300	0.400	32.500	0.777	1.271	W	W
1	MN54	65.100	0.500	52.200	1.170	1.247	W	W
Matrix: SO Soil Bq / kg								
1	AC228	43.000	4.000	42.300	1.560	1.017	A	A
1	BI212	52.900	13.000	45.930	4.510	1.152	A	A
1	BI214	31.000	3.000	33.630	1.560	0.922	A	W
1	CS137	779.000	5.000	829.330	41.580	0.939	A	A
1	K40	611.000	21.000	637.670	34.260	0.958	A	W
1	PB212	39.000	2.000	43.430	2.710	0.898	A	A
1	PB214	33.000	3.000	35.200	1.510	0.938	A	W
Matrix: VE Vegetation Bq / kg								
1	CO60	9.700	1.900	9.660	0.630	1.004	A	A
1	CS137	313.900	4.400	300.670	15.250	1.044	A	N
1	K40	1466.000	41.000	1480.000	77.800	0.991	A	N
Matrix: WA Water Bq / L								
1	Bq U	5.700	0.550	6.836	0.266	0.834	W	A
1	CO60	278.500	3.500	268.670	9.710	1.037	A	A
1	CS134	59.200	1.600	60.200	1.860	0.983	A	W
1	CS137	86.000	2.000	81.430	4.280	1.056	A	A
1	Gross Alpha	289.000	32.000	210.000	21.000	1.376	N	A
1	Gross Beta	989.000	41.000	900.000	90.000	1.099	A	A
1	SR90	8.400	0.700	8.690	0.420	0.967	A	A

Values for elemental uranium are reported in µg/filter, g, or mL. pCi/g or mL=Bq x 0.027
Evaluation: A=Acceptable, W=Acceptable with Warning, N=Not Acceptable

If the evaluation system is not appropriate for the types of analyses performed in your lab, apply a site specific evaluation.

QAP 57 Results by Laboratory**Lab:** OK Southwest Laboratory of Oklahoma

No. Test	Radionuclide	Reported Value	Reported Error	EML Value	EML Error	Reported EML	Evaluation	QAP 56 Evaluation
Matrix: SO Soil Bq/kg								
1	AM241	6.600	1.600	6.767	0.301	0.975	A	A
1	CS137	947.200	40.700	829.330	41.580	1.142	A	A
1	PU238	18.000	2.500	19.203	0.855	0.937	A	
1	PU239	12.900	2.300	12.903	0.465	1.000	A	W
1	U234	33.000	4.000	42.320	3.100	0.780	W	A
1	U238	39.250	4.000	44.890	3.200	0.874	A	A

Matrix: WA Water Bq/L

1	AM241	2.780	0.100	3.043	0.082	0.913	A	A
1	CO60	253.100	6.800	268.670	9.710	0.942	A	A
1	CS134	52.200	1.800	60.200	1.860	0.867	W	
1	CS137	76.200	2.500	81.430	4.280	0.936	A	A
1	PU238	4.100	0.150	4.331	0.117	0.947	A	A
1	PU239	1.950	0.100	2.070	0.074	0.942	A	A
1	U234	3.020	0.150	3.323	0.114	0.909	A	A
1	U238	3.240	0.150	3.370	0.140	0.961	A	A

Values for elemental uranium are reported in µg/filter, g, or mL. pCi/g or mL=Bq x 0.027

Evaluation: A=Acceptable, W=Acceptable with Warning, N=Not Acceptable

If the evaluation system is not appropriate for the types of analyses performed in your lab, apply a site specific evaluation.

QAP 57 Results by Laboratory**Lab:** OT ORNL Radioactive Material Analysis Lab

No. Test	Radionuclide	Reported Value	Reported Error	EML Value	EML Error	Reported EML	Evaluation	QAP 56 Evaluation
Matrix: AI Air Filter Bq / filter								
1	AM241	0.190	0.010	0.191	0.004	0.996	A	A
1	Bq U	0.490	0.030	0.467	0.008	1.050	A	W
1	CO60	23.000	1.000	23.000	0.059	1.000	A	A
1	CS137	35.000	1.000	32.500	0.777	1.077	A	A
1	Gross Alpha	0.280	0.040	0.287	0.029	0.976	A	N
1	Gross Beta	0.880	0.070	0.871	0.087	1.010	A	N
1	MN54	57.000	1.000	52.200	1.170	1.092	A	A
1	PU238	0.110	0.010	0.119	0.003	0.923	A	N
1	PU239	0.190	0.010	0.206	0.002	0.923	A	N
1	SR90	5.600	0.200	5.561	0.119	1.007	A	A
Matrix: SO Soil Bq / kg								
1	AC228	3.400	0.400	42.300	1.560	0.080	N	A
1	BI212	4.000	1.000	45.930	4.510	0.087	N	A
1	BI214	3.200	1.000	33.630	1.560	0.095	N	A
1	Bq U	94.000	9.000	87.210	7.300	1.078	A	A
1	CS137	74.000	1.000	829.330	41.580	0.089	N	A
1	K40	58.000	3.000	637.670	34.260	0.091	N	A
1	PB212	4.000	1.000	43.430	2.710	0.092	N	A
1	PB214	3.200	1.000	35.200	1.510	0.091	N	W
1	PU239	13.000	1.000	12.903	0.465	1.007	A	A
1	SR90	33.000	4.000	41.160	0.253	0.802	W	A
Matrix: VE Vegetation Bq / kg								
1	AM241	2.500	0.300	2.253	0.100	1.109	A	A
1	CM244	1.300	0.200	1.247	0.065	1.043	A	A
1	CO60	9.500	2.000	9.660	0.630	0.983	A	A
1	CS137	303.000	6.000	300.670	15.250	1.008	A	A
1	K40	1464.000	100.000	1480.000	77.800	0.989	A	A
1	PU239	3.500	0.300	3.427	0.149	1.021	A	A
1	SR90	334.000	18.000	476.260	6.673	0.701	W	A
Matrix: WA Water Bq / L								
1	AM241	2.600	0.100	3.043	0.082	0.854	W	A
1	Bq U	6.700	0.300	6.836	0.266	0.980	A	N
1	CO60	294.000	10.000	268.670	9.710	1.094	A	A
1	CS134	62.000	1.000	60.200	1.860	1.030	A	A
1	CS137	90.000	2.000	81.430	4.280	1.105	A	A
1	Gross Alpha	222.000	28.000	210.000	21.000	1.057	A	N
1	Gross Beta	869.000	48.000	900.000	90.000	0.966	A	N
1	H3	233.000	14.000	227.300	5.615	1.025	A	A
1	PU238	3.500	0.100	4.331	0.117	0.808	W	W
1	PU239	1.900	0.100	2.070	0.074	0.918	A	W

Values for elemental uranium are reported in µg/filter, g, or mL.**pCi/g or mL=Bq x 0.027****Evaluation:** A=Acceptable, W=Acceptable with Warning, N=Not Acceptable

If the evaluation system is not appropriate for the types of analyses performed in your lab, apply a site specific evaluation.

QAP 57 Results by Laboratory**Lab:** OT ORNL Radioactive Material Analysis Lab

No. Test	Radionuclide	Reported Value	Reported Error	EML Value	EML Error	Reported EML	Evaluation	QAP 56 Evaluation
Matrix: WA Water Bq/L								
1	SR90	8.400	0.400	8.690	0.420	0.967	A	A

Values for elemental uranium are reported in $\mu\text{g}/\text{filter}$, g, or mL. pCi/g or $\text{mL}=\text{Bq} \times 0.027$

Evaluation: A=Acceptable, W=Acceptable with Warning, N=Not Acceptable

If the evaluation system is not appropriate for the types of analyses performed in your lab, apply a site specific evaluation.

QAP 57 Results by Laboratory**Lab:** OU Outreach Laboratory, Broken Arrow, OK

No. Test	Radionuclide	Reported Value	Reported Error	EML Value	EML Error	Reported EML	Evaluation	QAP 56 Evaluation
Matrix: AI Air Filter Bq / filter								
1	CO60	23.400	0.710	23.000	0.059	1.017	A	A
1	CS137	32.100	1.560	32.500	0.777	0.988	A	A
1	Gross Alpha	0.296	0.031	0.287	0.029	1.031	A	W
1	Gross Beta	0.670	0.045	0.871	0.087	0.769	W	A
1	MN54	25.200	1.250	52.200	1.170	0.483	N	A
Matrix: SO Soil Bq / kg								
1	AC228	40.500	7.890	42.300	1.560	0.957	A	A
2	AC228	54.100	15.700	42.300	1.560	1.279	W	A
2	CS137	925.000	73.000	829.330	41.580	1.115	A	A
1	CS137	1040.000	33.000	829.330	41.580	1.254	N	A
1	K40	835.000	43.000	637.670	34.260	1.309	W	W
2	K40	828.000	185.000	637.670	34.260	1.298	W	W
Matrix: VE Vegetation Bq / kg								
1	CO60	8.650	3.150	9.660	0.630	0.895	W	
1	CS137	266.000	15.200	300.670	15.250	0.885	W	A
1	K40	1450.000	208.000	1480.000	77.800	0.980	A	W
Matrix: WA Water Bq / L								
2	CO60	321.000	6.800	268.670	9.710	1.195	W	W
1	CO60	315.000	6.280	268.670	9.710	1.172	W	W
1	CS134	66.300	1.690	60.200	1.860	1.101	A	
2	CS134	67.500	2.650	60.200	1.860	1.121	A	
1	CS137	92.500	3.540	81.430	4.280	1.136	W	W
2	CS137	98.700	4.310	81.430	4.280	1.212	W	W
1	Gross Alpha	247.000	25.600	210.000	21.000	1.176	W	A
1	Gross Beta	935.000	46.800	900.000	90.000	1.039	A	A
1	U	0.259	0.008	0.273	0.012	0.950	A	
2	U	0.264	0.009	0.273	0.012	0.968	A	

Values for elemental uranium are reported in µg/filter, g, or mL. pCi/g or mL=Bq x 0.027
Evaluation: A=Acceptable, W=Acceptable with Warning, N=Not Acceptable

If the evaluation system is not appropriate for the types of analyses performed in your lab, apply a site specific evaluation.

QAP 57 Results by Laboratory**Lab:** PA BWXT Pantex, Amarillo, TX

No. Test	Radionuclide	Reported Value	Reported Error	EML Value	EML Error	Reported EML	Evaluation	QAP 56 Evaluation
Matrix: AI Air Filter Bq / filter								
3	Gross Alpha	0.250	0.080	0.287	0.029	0.871	A	A
2	Gross Alpha	0.290	0.080	0.287	0.029	1.010	A	A
1	Gross Alpha	0.260	0.080	0.287	0.029	0.906	A	A
4	Gross Alpha	0.260	0.080	0.287	0.029	0.906	A	A
5	Gross Alpha	0.270	0.080	0.287	0.029	0.941	A	A
3	Gross Beta	0.890	0.130	0.871	0.087	1.022	A	A
4	Gross Beta	0.920	0.140	0.871	0.087	1.056	A	A
5	Gross Beta	0.940	0.140	0.871	0.087	1.079	A	A
1	Gross Beta	0.750	0.140	0.871	0.087	0.861	A	A
2	Gross Beta	0.930	0.130	0.871	0.087	1.068	A	A

Values for elemental uranium are reported in $\mu\text{g}/\text{filter}$, g, or mL. pCi/g or mL=Bq x 0.027

Evaluation: A=Acceptable, W=Acceptable with Warning, N=Not Acceptable

If the evaluation system is not appropriate for the types of analyses performed in your lab, apply a site specific evaluation.

QAP 57 Results by Laboratory**Lab:** PC pCi/Labs, Inc., Orangeburg, NY

No. Test	Radionuclide	Reported Value	Reported Error	EML Value	EML Error	Reported EML	Evaluation	QAP 56 Evaluation
-----------------	---------------------	-----------------------	-----------------------	------------------	------------------	---------------------	-------------------	--------------------------

Matrix: AI Air Filter Bq / filter

1	Gross Alpha	0.330	0.030	0.287	0.029	1.150	A	W
1	Gross Beta	0.850	0.040	0.871	0.087	0.976	A	W

Matrix: WA Water Bq / L

1	Gross Alpha	209.000	27.000	210.000	21.000	0.995	A	W
1	Gross Beta	808.000	38.000	900.000	90.000	0.898	A	A

Values for elemental uranium are reported in $\mu\text{g}/\text{filter}$, g, or mL. pCi/g or mL=Bq x 0.027

Evaluation: A=Acceptable, W=Acceptable with Warning, N=Not Acceptable

If the evaluation system is not appropriate for the types of analyses performed in your lab, apply a site specific evaluation.

QAP 57 Results by Laboratory**Lab:** PK Pakistan Institute of Nuclear Science & Technology

No. Test	Radionuclide	Reported Value	Reported Error	EML Value	EML Error	Reported EML	Evaluation	QAP 56 Evaluation
Matrix: AI Air Filter Bq / filter								
1	CO60	21.410	0.820	23.000	0.059	0.931	A	
1	CS137	29.790	1.320	32.500	0.777	0.917	A	
1	MN54	44.130	2.940	52.200	1.170	0.845	W	
Matrix: SO Soil Bq / kg								
1	AC228	43.125	3.791	42.300	1.560	1.020	A	W
1	AM241	7.789	1.121	6.767	0.301	1.151	A	A
1	BI212	47.503	6.046	45.930	4.510	1.034	A	A
1	BI214	45.718	4.422	33.630	1.560	1.359	W	W
1	CS137	808.330	11.370	829.330	41.580	0.975	A	A
1	K40	683.900	28.800	637.670	34.260	1.072	A	A
1	PB212	45.645	0.840	43.430	2.710	1.051	A	A
1	PB214	43.886	1.183	35.200	1.510	1.247	A	A

Values for elemental uranium are reported in $\mu\text{g}/\text{filter}$, g, or mL. pCi/g or $\text{mL}=\text{Bq} \times 0.027$

Evaluation: A=Acceptable, W=Acceptable with Warning, N=Not Acceptable

If the evaluation system is not appropriate for the types of analyses performed in your lab, apply a site specific evaluation.

QAP 57 Results by Laboratory**Lab:** PO Institute of Oceanology PAN, Poland

No. Test	Radionuclide	Reported Value	Reported Error	EML Value	EML Error	Reported EML	Evaluation	QAP 56 Evaluation
Matrix: AI Air Filter Bq / filter								
1	AM241	0.130	0.040	0.191	0.004	0.682	N	
1	CO60	23.300	0.700	23.000	0.059	1.013	A	
1	CS137	32.400	1.000	32.500	0.777	0.997	A	
1	MN54	54.500	1.600	52.200	1.170	1.044	A	
Matrix: SO Soil Bq / kg								
1	AC228	41.800	3.200	42.300	1.560	0.988	A	A
1	AM241	4.700	1.500	6.767	0.301	0.695	W	A
1	BI214	34.500	2.000	33.630	1.560	1.026	A	A
1	CS137	839.000	25.000	829.330	41.580	1.012	A	A
1	K40	633.000	23.000	637.670	34.260	0.993	A	A
1	PB214	34.100	2.000	35.200	1.510	0.969	A	A
1	TH234	44.500	8.600	48.400	4.830	0.919	A	A
Matrix: VE Vegetation Bq / kg								
1	AM241	1.400	0.700	2.253	0.100	0.621	N	N
1	CO60	9.500	1.800	9.660	0.630	0.983	A	A
1	CS137	283.000	9.000	300.670	15.250	0.941	A	A
1	K40	988.000	30.000	1480.000	77.800	0.668	N	A

Values for elemental uranium are reported in µg/filter, g, or mL. pCi/g or mL=Bq x 0.027

Evaluation: A=Acceptable, W=Acceptable with Warning, N=Not Acceptable

If the evaluation system is not appropriate for the types of analyses performed in your lab, apply a site specific evaluation.

QAP 57 Results by Laboratory**Lab:** PR Princeton Plasma Physics Lab

No. Test	Radionuclide	Reported Value	Reported Error	EML Value	EML Error	Reported EML	Evaluation	QAP 56 Evaluation
----------	--------------	----------------	----------------	-----------	-----------	--------------	------------	-------------------

Matrix: AI Air Filter Bq / filter

1	CO60	23.440	0.538	23.000	0.059	1.019	A	A
1	CS137	33.640	0.835	32.500	0.777	1.035	A	W
1	MN54	44.470	0.596	52.200	1.170	0.852	W	A

Matrix: WA Water Bq / L

1	CO60	290.285	1.030	268.670	9.710	1.080	A	W
1	CS134	58.790	0.908	60.200	1.860	0.977	A	A
1	CS137	87.935	0.908	81.430	4.280	1.080	A	A
1	H3	225.110	2.550	227.300	5.615	0.990	A	A

Values for elemental uranium are reported in $\mu\text{g}/\text{filter}$, g, or mL. pCi/g or $\text{mL}=\text{Bq} \times 0.027$

Evaluation: A=Acceptable, W=Acceptable with Warning, N=Not Acceptable

If the evaluation system is not appropriate for the types of analyses performed in your lab, apply a site specific evaluation.

QAP 57 Results by Laboratory**Lab:** PS PA-DEP Bureau of Radiation Protection, Harrisburg

No. Test	Radionuclide	Reported Value	Reported Error	EML Value	EML Error	Reported EML	Evaluation	QAP 56 Evaluation
Matrix: AI Air Filter Bq / filter								
1	AM241	0.150	0.110	0.191	0.004	0.787	W	
1	CO60	28.300	0.270	23.000	0.059	1.230	W	A
1	CS137	42.920	0.280	32.500	0.777	1.321	N	A
1	Gross Alpha	0.250	0.030	0.287	0.029	0.871	A	A
1	Gross Beta	0.780	0.040	0.871	0.087	0.896	A	A
1	MN54	70.290	0.340	52.200	1.170	1.347	W	A
1	PU238	0.100	0.020	0.119	0.003	0.839	W	A
1	PU239	0.190	0.020	0.206	0.002	0.923	A	A
1	SR90	5.720	0.110	5.561	0.119	1.029	A	A
1	U234	0.240	0.020	0.228	0.006	1.054	A	A
1	U238	0.230	0.020	0.230	0.006	1.000	A	A

Matrix: SO Soil Bq / kg

1	AM241	5.700	2.770	6.767	0.301	0.842	W	A
1	BI212	54.010	3.490	45.930	4.510	1.176	W	
1	BI214	89.160	8.250	33.630	1.560	2.651	N	
1	CS137	1058.080	5.550	829.330	41.580	1.276	N	A
1	K40	858.310	20.680	637.670	34.260	1.346	N	A
1	PB212	54.010	3.490	43.430	2.710	1.244	W	A
1	PB214	89.160	8.250	35.200	1.510	2.533	N	A
1	PU239	11.170	2.520	12.903	0.465	0.866	W	W
1	SR90	41.240	6.340	41.160	0.253	1.002	A	A
1	U234	40.920	4.130	42.320	3.100	0.967	A	A
1	U238	43.620	4.320	44.890	3.200	0.972	A	A

Matrix: VE Vegetation Bq / kg

1	AM241	4.620	3.400	2.253	0.100	2.050	N	
1	CO60	15.430	1.770	9.660	0.630	1.597	N	N
1	CS137	455.050	5.250	300.670	15.250	1.513	N	N
1	K40	2212.360	44.400	1480.000	77.800	1.495	N	N
1	PU239	3.710	1.630	3.427	0.149	1.083	A	A
1	SR90	481.770	14.380	476.260	6.673	1.012	A	A

Matrix: WA Water Bq / L

1	AM241	2.790	0.700	3.043	0.082	0.917	A	
1	CO60	248.610	1.560	268.670	9.710	0.925	A	A
1	CS134	48.830	0.670	60.200	1.860	0.811	W	A
1	CS137	76.950	0.890	81.430	4.280	0.945	A	A
1	Gross Alpha	199.320	7.510	210.000	21.000	0.949	A	A
1	Gross Beta	821.050	11.410	900.000	90.000	0.912	A	A
1	H3	240.710	9.180	227.300	5.615	1.059	A	
1	PU238	3.740	0.400	4.331	0.117	0.864	W	A
1	PU239	2.090	0.240	2.070	0.074	1.010	A	A

Values for elemental uranium are reported in µg/filter, g, or mL. pCi/g or mL=Bq x 0.027**Evaluation:** A=Acceptable, W=Acceptable with Warning, N=Not Acceptable

If the evaluation system is not appropriate for the types of analyses performed in your lab, apply a site specific evaluation.

QAP 57 Results by Laboratory**Lab:** PS PA-DEP Bureau of Radiation Protection, Harrisburg

No. Test	Radionuclide	Reported Value	Reported Error	EML Value	EML Error	Reported EML	Evaluation	QAP 56 Evaluation
Matrix: WA Water Bq/L								
1	SR90	7.910	0.270	8.690	0.420	0.910	A	A
1	U234	3.360	0.260	3.323	0.114	1.011	A	W
1	U238	3.340	0.260	3.370	0.140	0.991	A	N

Values for elemental uranium are reported in $\mu\text{g}/\text{filter}$, g, or mL. pCi/g or $\text{mL}=\text{Bq} \times 0.027$

Evaluation: A=Acceptable, W=Acceptable with Warning, N=Not Acceptable

If the evaluation system is not appropriate for the types of analyses performed in your lab, apply a site specific evaluation.

QAP 57 Results by Laboratory**Lab:** RA V. G. Khlopin Radium Institute, St. Petersburg, Russia

No. Test	Radionuclide	Reported Value	Reported Error	EML Value	EML Error	Reported EML	Evaluation	QAP 56 Evaluation
Matrix: AI Air Filter Bq / filter								
1	CO60	25.300	1.400	23.000	0.059	1.100	A	A
1	CS137	34.400	1.900	32.500	0.777	1.058	A	A
1	MN54	54.300	3.200	52.200	1.170	1.040	A	A
1	PU238	0.107	0.021	0.119	0.003	0.898	A	A
1	PU239	0.200	0.040	0.206	0.002	0.972	A	A
1	SR90	4.900	0.900	5.561	0.119	0.881	A	A
1	U	18.300	1.000	18.590	0.340	0.984	A	

Matrix: SO Soil Bq / kg

1	AC228	44.000	5.000	42.300	1.560	1.040	A	A
1	BI212	48.000	4.000	45.930	4.510	1.045	A	A
1	BI214	42.000	4.000	33.630	1.560	1.249	W	W
1	CS137	830.000	40.000	829.330	41.580	1.001	A	A
1	K40	640.000	80.000	637.670	34.260	1.004	A	A
1	PB212	48.000	3.000	43.430	2.710	1.105	A	A
1	PB214	42.000	4.000	35.200	1.510	1.193	A	A
1	PU238	19.100	3.800	19.203	0.855	0.995	A	A
1	PU239	13.600	2.700	12.903	0.465	1.054	A	A
1	SR90	32.000	6.000	41.160	0.253	0.777	W	A
1	TH234	42.600	4.400	48.400	4.830	0.880	A	A
1	U	2.840	0.150	3.610	0.320	0.787	A	

Matrix: VE Vegetation Bq / kg

1	CO60	8.800	0.800	9.660	0.630	0.911	A	A
1	CS137	297.000	20.000	300.670	15.250	0.988	A	A
1	K40	1450.000	120.000	1480.000	77.800	0.980	A	A
1	PU238	0.250	0.050	0.277	0.037	0.903	A	A
1	PU239	3.800	0.800	3.427	0.149	1.109	A	A
1	SR90	450.000	80.000	476.260	6.673	0.945	A	A

Values for elemental uranium are reported in µg/filter, g, or mL. pCi/g or mL=Bq x 0.027**Evaluation:** A=Acceptable, W=Acceptable with Warning, N=Not Acceptable

If the evaluation system is not appropriate for the types of analyses performed in your lab, apply a site specific evaluation.

QAP 57 Results by Laboratory**Lab:** RB Research Department of a Radiative Metrology, Belarus

No. Test	Radionuclide	Reported Value	Reported Error	EML Value	EML Error	Reported EML	Evaluation	QAP 56 Evaluation
Matrix: AI Air Filter Bq / filter								
1	AM241	0.157	0.019	0.191	0.004	0.823	W	
1	CO60	23.450	1.410	23.000	0.059	1.020	A	A
1	CS137	32.970	1.398	32.500	0.777	1.014	A	A
1	Gross Alpha	0.284	0.050	0.287	0.029	0.990	A	A
1	Gross Beta	0.959	0.240	0.871	0.087	1.101	A	A
1	MN54	54.130	2.165	52.200	1.170	1.037	A	A

Matrix: SO Soil Bq / kg

1	AC228	42.610	3.410	42.300	1.560	1.007	A	A
1	AM241	5.869	0.470	6.767	0.301	0.867	W	W
1	BI212	49.290	3.940	45.930	4.510	1.073	A	A
1	BI214	30.490	2.440	33.630	1.560	0.907	A	A
1	CS137	810.500	64.840	829.330	41.580	0.977	A	A
1	K40	644.200	51.540	637.670	34.260	1.010	A	W
1	PB212	41.200	3.300	43.430	2.710	0.949	A	A
1	PB214	34.720	2.780	35.200	1.510	0.986	A	A
1	U238	49.460	3.960	44.890	3.200	1.102	W	

Matrix: VE Vegetation Bq / kg

1	AM241	2.253	0.270	2.253	0.100	1.000	A	
1	CO60	10.340	0.879	9.660	0.630	1.070	A	W
1	CS137	310.700	20.791	300.670	15.250	1.033	A	A
1	K40	1327.000	92.889	1480.000	77.800	0.897	W	A
1	SR90	573.400	83.600	476.260	6.673	1.204	W	A

Matrix: WA Water Bq / L

1	AM241	2.955	0.236	3.043	0.082	0.971	A	
1	CO60	260.500	20.836	268.670	9.710	0.970	A	
1	CS134	50.130	4.011	60.200	1.860	0.833	W	
1	CS137	82.580	6.607	81.430	4.280	1.014	A	

Values for elemental uranium are reported in µg/filter, g, or mL. pCi/g or mL=Bq x 0.027**Evaluation:** A=Acceptable, W=Acceptable with Warning, N=Not Acceptable

If the evaluation system is not appropriate for the types of analyses performed in your lab, apply a site specific evaluation.

QAP 57 Results by Laboratory**Lab:** RG Thermo Nutech Rocky Flats Plant, Golden

No. Test	Radionuclide	Reported Value	Reported Error	EML Value	EML Error	Reported EML	Evaluation	QAP 56 Evaluation
Matrix: WA Water Bq/L								
1	Gross Alpha	242.313	27.936	210.000	21.000	1.154	W	A
1	Gross Beta	1050.324	43.492	900.000	90.000	1.167	A	A

Values for elemental uranium are reported in $\mu\text{g}/\text{filter}$, g, or mL. $\text{pCi/g or mL}=\text{Bq} \times 0.027$

Evaluation: A=Acceptable, W=Acceptable with Warning, N=Not Acceptable

If the evaluation system is not appropriate for the types of analyses performed in your lab, apply a site specific evaluation.

QAP 57 Results by Laboratory**Lab:** RI Fluor Hanford, Inc., 222S Lab.

No. Test	Radionuclide	Reported Value	Reported Error	EML Value	EML Error	Reported EML	Evaluation	QAP 56 Evaluation
Matrix: AI Air Filter Bq / filter								
1	AM241	0.149	0.011	0.191	0.004	0.781	W	A
1	CO60	21.600	0.735	23.000	0.059	0.939	A	A
1	CS137	33.400	1.150	32.500	0.777	1.028	A	A
1	Gross Alpha	0.377	0.030	0.287	0.029	1.314	W	A
1	Gross Beta	0.814	0.043	0.871	0.087	0.935	A	A
1	MN54	49.700	1.290	52.200	1.170	0.952	A	A
1	PU238	0.157	0.014	0.119	0.003	1.317	W	N
1	PU239	0.229	0.019	0.206	0.002	1.113	A	A
1	SR90	5.750	0.098	5.561	0.119	1.034	A	W

Matrix: SO Soil Bq / kg

1	AC228	49.800	4.560	42.300	1.560	1.177	A	A
1	BI214	39.100	3.430	33.630	1.560	1.163	A	A
1	CS137	919.000	6.800	829.330	41.580	1.108	A	A
1	PB212	50.900	4.490	43.430	2.710	1.172	A	A
1	PB214	44.700	4.760	35.200	1.510	1.270	A	A
1	PU239	4.430	0.447	12.903	0.465	0.343	N	A
1	SR90	45.900	2.660	41.160	0.253	1.115	A	A
1	U	1.510		3.610	0.320	0.418	N	
2	U	1.500		3.610	0.320	0.416	N	
3	U	1.500		3.610	0.320	0.416	N	

Matrix: VE Vegetation Bq / kg

1	AM241	5.690	0.347	2.253	0.100	2.525	N	A
1	CM244	1.220	0.130	1.247	0.065	0.979	A	A
1	CS137	342.000	37.300	300.670	15.250	1.137	A	A
1	PU239	10.100	0.575	3.427	0.149	2.947	N	A
1	SR90	149.000	3.730	476.260	6.673	0.313	N	A

Matrix: WA Water Bq / L

1	AM241	0.174	0.008	3.043	0.082	0.057	N	W
1	CO60	277.000	3.210	268.670	9.710	1.031	A	A
1	CS134	60.000	1.450	60.200	1.860	0.997	A	
1	CS137	87.400	2.950	81.430	4.280	1.073	A	A
1	Gross Alpha	209.000	15.100	210.000	21.000	0.995	A	N
1	Gross Beta	817.000	25.300	900.000	90.000	0.908	A	A
1	H3	164.000	6.870	227.300	5.615	0.722	N	N
1	PU238	3.380	0.240	4.331	0.117	0.780	W	N
1	PU239	1.890	0.138	2.070	0.074	0.913	A	A
1	SR90	12.900	0.309	8.690	0.420	1.484	N	A
3	U	0.261		0.273	0.012	0.957	A	
2	U	0.259		0.273	0.012	0.950	A	
1	U	0.258		0.273	0.012	0.946	A	

Values for elemental uranium are reported in µg/filter, g, or mL. pCi/g or mL=Bq x 0.027**Evaluation:** A=Acceptable, W=Acceptable with Warning, N=Not Acceptable

If the evaluation system is not appropriate for the types of analyses performed in your lab, apply a site specific evaluation.

QAP 57 Results by Laboratory**Lab:** RK Rock Island Arsenal, Illinois

No. Test	Radionuclide	Reported Value	Reported Error	EML Value	EML Error	Reported EML	Evaluation	QAP 56 Evaluation
Matrix: AI Air Filter Bq / filter								
1	Gross Alpha	0.240	0.010	0.287	0.029	0.836	W	A
1	Gross Beta	0.740	0.040	0.871	0.087	0.850	A	A

Values for elemental uranium are reported in $\mu\text{g}/\text{filter}$, g, or mL. $\text{pCi/g or mL}=\text{Bq} \times 0.027$

Evaluation: A=Acceptable, W=Acceptable with Warning, N=Not Acceptable

If the evaluation system is not appropriate for the types of analyses performed in your lab, apply a site specific evaluation.

QAP 57 Results by Laboratory**Lab:** RM RMI Environmental Services, Ashtabula, OH

No. Test	Radionuclide	Reported Value	Reported Error	EML Value	EML Error	Reported EML	Evaluation	QAP 56 Evaluation
Matrix: AI Air Filter Bq / filter								
1	CO60	23.100	1.200	23.000	0.059	1.004	A	A
1	CS137	33.600	1.500	32.500	0.777	1.034	A	A
1	MN54	52.400	2.200	52.200	1.170	1.004	A	A
1	U	18.200	1.900	18.590	0.340	0.979	A	
Matrix: SO Soil Bq / kg								
1	AC228	48.800	6.900	42.300	1.560	1.154	A	A
1	BI212	43.100	8.400	45.930	4.510	0.938	A	A
1	BI214	39.000	5.400	33.630	1.560	1.160	A	A
1	CS137	920.000	33.000	829.330	41.580	1.109	A	A
1	K40	709.000	97.000	637.670	34.260	1.112	A	A
1	PB212	43.100	8.400	43.430	2.710	0.992	A	A
1	PB214	39.000	5.400	35.200	1.510	1.108	A	A
Matrix: WA Water Bq / L								
1	CO60	266.000	7.000	268.670	9.710	0.990	A	A
1	CS134	60.500	3.400	60.200	1.860	1.005	A	A
1	CS137	84.000	3.300	81.430	4.280	1.032	A	A
1	U	0.270	0.030	0.273	0.012	0.990	A	

Values for elemental uranium are reported in µg/filter, g, or mL. pCi/g or mL=Bq x 0.027

Evaluation: A=Acceptable, W=Acceptable with Warning, N=Not Acceptable

If the evaluation system is not appropriate for the types of analyses performed in your lab, apply a site specific evaluation.

QAP 57 Results by Laboratory**Lab:** RU Research Institute of Radiology, Belarus

No. Test	Radionuclide	Reported Value	Reported Error	EML Value	EML Error	Reported EML	Evaluation	QAP 56 Evaluation
Matrix: AI Air Filter Bq / filter								
1	AM241	0.061	0.009	0.191	0.004	0.320	N	
1	CO60	23.600	3.500	23.000	0.059	1.026	A	A
1	CS137	32.600	4.900	32.500	0.777	1.003	A	W
1	Gross Beta	0.910	0.130	0.871	0.087	1.045	A	
1	MN54	54.100	8.100	52.200	1.170	1.036	A	A
Matrix: SO Soil Bq/kg								
1	AC228	61.700	9.200	42.300	1.560	1.459	N	N
1	AM241	6.700	1.000	6.767	0.301	0.990	A	
1	BI214	37.100	5.600	33.630	1.560	1.103	A	N
1	CS137	799.000	119.800	829.330	41.580	0.963	A	A
1	K40	571.000	85.600	637.670	34.260	0.895	W	W
1	PB212	54.600	8.200	43.430	2.710	1.257	W	A
1	PB214	32.400	4.900	35.200	1.510	0.920	A	N
1	SR90	29.200	4.400	41.160	0.253	0.709	W	A
1	TH234	68.800	10.300	48.400	4.830	1.421	A	
Matrix: VE Vegetation Bq/kg								
1	AM241	2.650	0.390	2.253	0.100	1.176	A	
1	CO60	8.460	1.270	9.660	0.630	0.876	W	W
1	CS137	311.000	46.600	300.670	15.250	1.034	A	A
1	K40	1405.000	210.700	1480.000	77.800	0.949	A	A
1	SR90	405.900	60.900	476.260	6.673	0.852	A	A
Matrix: WA Water Bq/L								
1	AM241	2.510	0.380	3.043	0.082	0.825	W	
1	CO60	245.500	36.800	268.670	9.710	0.914	A	W
1	CS134	57.700	8.600	60.200	1.860	0.958	A	W
1	CS137	91.300	13.700	81.430	4.280	1.121	W	A
1	Gross Alpha	127.800	19.200	210.000	21.000	0.609	W	
1	Gross Beta	982.100	147.300	900.000	90.000	1.091	A	
1	SR90	10.000	1.500	8.690	0.420	1.151	W	W

Values for elemental uranium are reported in µg/filter, g, or mL. pCi/g or mL=Bq x 0.027
Evaluation: A=Acceptable, W=Acceptable with Warning, N=Not Acceptable

If the evaluation system is not appropriate for the types of analyses performed in your lab, apply a site specific evaluation.

QAP 57 Results by Laboratory**Lab:** SA Sandia Labs Radioactive Sample Diag. Prog., NM

No. Test	Radionuclide	Reported Value	Reported Error	EML Value	EML Error	Reported EML	Evaluation	QAP 56 Evaluation
Matrix: AI Air Filter Bq / filter								
1	CO60	24.000	2.100	23.000	0.059	1.043	A	A
1	CS137	36.000	3.400	32.500	0.777	1.108	A	A
1	Gross Alpha	0.360	0.080	0.287	0.029	1.254	W	A
1	Gross Beta	0.850	0.050	0.871	0.087	0.976	A	A
1	MN54	59.000	5.200	52.200	1.170	1.130	A	A
Matrix: SO Soil Bq / kg								
1	CS137	1061.000	42.000	829.330	41.580	1.279	N	A
1	K40	817.000	46.000	637.670	34.260	1.281	W	A
Matrix: WA Water Bq / L								
1	CO60	279.000	20.000	268.670	9.710	1.038	A	A
1	CS134	59.000	4.600	60.200	1.860	0.980	A	W
1	CS137	84.000	6.000	81.430	4.280	1.032	A	A
1	Gross Alpha	236.000	24.000	210.000	21.000	1.124	A	A
1	Gross Beta	879.000	70.000	900.000	90.000	0.977	A	A
1	H3	235.000	13.000	227.300	5.615	1.034	A	A
2	H3	238.000	18.000	227.300	5.615	1.047	A	A
1	U	0.263	0.014	0.273	0.012	0.965	A	
2	U	0.265	0.013	0.273	0.012	0.972	A	

Values for elemental uranium are reported in $\mu\text{g}/\text{filter}$, g, or mL. pCi/g or mL=Bq x 0.027

Evaluation: A=Acceptable, W=Acceptable with Warning, N=Not Acceptable

If the evaluation system is not appropriate for the types of analyses performed in your lab, apply a site specific evaluation.

QAP 57 Results by Laboratory**Lab:** SB SC Dept. of Health and Environment Control Radiological Lab

No. Test	Radionuclide	Reported Value	Reported Error	EML Value	EML Error	Reported EML	Evaluation	QAP 56 Evaluation
Matrix: AI Air Filter Bq / filter								
1	CO60	23.600	1.530	23.000	0.059	1.026	A	A
1	CS137	34.370	4.710	32.500	0.777	1.058	A	A
1	Gross Alpha	0.363	0.400	0.287	0.029	1.265	W	A
1	Gross Beta	0.870	0.054	0.871	0.087	0.999	A	A
1	MN54	56.030	7.820	52.200	1.170	1.073	A	A
Matrix: SO Soil Bq/kg								
1	AM241	8.330	1.900	6.767	0.301	1.231	A	W
1	CS137	960.150	114.140	829.330	41.580	1.158	A	A
1	K40	733.340	67.120	637.670	34.260	1.150	A	A
Matrix: VE Vegetation Bq/kg								
1	CO60	11.250	2.170	9.660	0.630	1.165	A	W
1	CS137	376.660	44.920	300.670	15.250	1.253	W	A
1	K40	1791.170	162.730	1480.000	77.800	1.210	A	A
Matrix: WA Water Bq/L								
1	AM241	3.400	1.120	3.043	0.082	1.117	A	
1	CO60	300.100	25.500	268.670	9.710	1.117	W	A
1	CS137	92.000	10.400	81.430	4.280	1.130	W	A
1	Gross Alpha	174.270	14.800	210.000	21.000	0.830	A	A
1	Gross Beta	774.410	22.460	900.000	90.000	0.860	A	A
1	H3	242.980	10.140	227.300	5.615	1.069	A	A

Values for elemental uranium are reported in µg/filter, g, or mL. pCi/g or mL=Bq x 0.027
Evaluation: A=Acceptable, W=Acceptable with Warning, N=Not Acceptable

If the evaluation system is not appropriate for the types of analyses performed in your lab, apply a site specific evaluation.

QAP 57 Results by Laboratory**Lab:** SD STL Denver

No. Test	Radionuclide	Reported Value	Reported Error	EML Value	EML Error	Reported EML	Evaluation	QAP 56 Evaluation
Matrix: AI Air Filter Bq / filter								
1	AM241	0.198	0.027	0.191	0.004	1.038	A	A
1	Bq U	0.455	0.064	0.467	0.008	0.975	A	A
1	CO60	25.500	0.900	23.000	0.059	1.109	A	W
1	CS137	37.000	1.900	32.500	0.777	1.138	A	A
1	Gross Alpha	0.321	0.010	0.287	0.029	1.118	A	A
1	Gross Beta	0.941	0.019	0.871	0.087	1.080	A	A
1	MN54	60.100	2.700	52.200	1.170	1.151	A	N
1	PU238	0.122	0.020	0.119	0.003	1.023	A	W
1	PU239	0.136	0.014	0.206	0.002	0.661	N	A
1	SR90	5.930	0.150	5.561	0.119	1.066	A	A
1	U	16.950	2.308	18.590	0.340	0.912	A	A
1	U234	0.218	0.029	0.228	0.006	0.958	A	A
1	U238	0.205	0.027	0.230	0.006	0.892	W	A

Matrix: SO Soil Bq / kg

1	AC228	48.500	6.400	42.300	1.560	1.147	A	A
1	AM241	8.400	1.600	6.767	0.301	1.241	A	W
1	BI212	47.000	7.600	45.930	4.510	1.023	A	
1	BI214	33.900	2.900	33.630	1.560	1.008	A	N
1	Bq U	88.000	14.500	87.210	7.300	1.009	A	A
1	CS137	870.100	45.200	829.330	41.580	1.049	A	A
1	K40	647.400	31.700	637.670	34.260	1.015	A	A
1	PB212	50.200	5.200	43.430	2.710	1.156	A	
1	PB214	39.200	3.700	35.200	1.510	1.114	A	A
1	PU238	20.041	2.960	19.203	0.855	1.044	A	
1	PU239	12.405	2.020	12.903	0.465	0.961	A	A
1	SR90	53.430	7.320	41.160	0.253	1.298	A	
1	TH234	51.700	12.900	48.400	4.830	1.068	A	
1	U	3.651	0.570	3.610	0.320	1.011	A	
1	U234	41.200	6.400	42.320	3.100	0.974	A	A
1	U238	45.100	6.900	44.890	3.200	1.005	A	A

Matrix: VE Vegetation Bq / kg

1	AM241	2.060	0.420	2.253	0.100	0.914	A	A
1	CM244	0.857	0.272	1.247	0.065	0.687	W	A
1	CO60	10.300	1.000	9.660	0.630	1.066	A	W
1	CS137	364.300	19.100	300.670	15.250	1.212	W	W
1	K40	1683.000	77.400	1480.000	77.800	1.137	A	A
1	PU239	2.102	0.292	3.427	0.149	0.613	N	A

Matrix: WA Water Bq / L

1	AM241	2.749	0.370	3.043	0.082	0.903	A	A
1	Bq U	6.640	0.750	6.836	0.266	0.971	A	A

Values for elemental uranium are reported in µg/filter, g, or mL. pCi/g or mL=Bq x 0.027**Evaluation:** A=Acceptable, W=Acceptable with Warning, N=Not Acceptable

If the evaluation system is not appropriate for the types of analyses performed in your lab, apply a site specific evaluation.

QAP 57 Results by Laboratory**Lab:** SD STL Denver

No. Test	Radionuclide	Reported Value	Reported Error	EML Value	EML Error	Reported EML	Evaluation	QAP 56 Evaluation
Matrix: WA Water Bq/L								
1	CO60	306.200	11.700	268.670	9.710	1.140	W	W
1	CS134	65.800	3.700	60.200	1.860	1.093	A	
1	CS137	93.800	4.900	81.430	4.280	1.152	W	W
1	Gross Alpha	235.000	33.000	210.000	21.000	1.119	A	A
1	Gross Beta	962.000	54.000	900.000	90.000	1.069	A	A
1	H3	210.013	11.439	227.300	5.615	0.924	A	W
1	PU238	3.946	0.439	4.331	0.117	0.911	A	A
1	PU239	1.736	0.063	2.070	0.074	0.839	W	A
1	U	0.261	0.030	0.273	0.012	0.957	A	
1	U234	3.270	0.370	3.323	0.114	0.984	A	A
1	U238	3.220	0.360	3.370	0.140	0.955	A	A

Values for elemental uranium are reported in $\mu\text{g}/\text{filter}$, g, or mL. pCi/g or mL=Bq x 0.027

Evaluation: A=Acceptable, W=Acceptable with Warning, N=Not Acceptable

If the evaluation system is not appropriate for the types of analyses performed in your lab, apply a site specific evaluation.

QAP 57 Results by Laboratory**Lab:** SE Swedish Defence Research Agency (FOI)

No. Test	Radionuclide	Reported Value	Reported Error	EML Value	EML Error	Reported EML	Evaluation	QAP 56 Evaluation
Matrix: AI Air Filter Bq / filter								
1	AM241	0.190	0.004	0.191	0.004	0.996	A	A
1	CO60	20.500	0.400	23.000	0.059	0.891	W	A
1	CS137	32.100	0.600	32.500	0.777	0.988	A	A
1	MN54	48.000	0.900	52.200	1.170	0.920	A	A
1	PU238	0.101	0.004	0.119	0.003	0.847	W	A
1	PU239	0.193	0.007	0.206	0.002	0.938	A	A
1	SR90	5.450	0.120	5.561	0.119	0.980	A	A
1	U234	0.238	0.008	0.228	0.006	1.046	A	A
1	U238	0.228	0.008	0.230	0.006	0.992	A	A

Matrix: SO Soil Bq / kg

1	AC228	42.400	2.300	42.300	1.560	1.002	A	A
1	AM241	5.630	0.890	6.767	0.301	0.832	W	A
1	BI214	32.600	1.500	33.630	1.560	0.969	A	A
1	CS137	860.000	15.000	829.330	41.580	1.037	A	A
1	K40	650.000	20.000	637.670	34.260	1.019	A	A
1	PB212	38.300	1.200	43.430	2.710	0.882	W	W
1	PB214	35.300	1.500	35.200	1.510	1.003	A	A
1	PU238	19.100	0.600	19.203	0.855	0.995	A	A
1	PU239	13.600	0.500	12.903	0.465	1.054	A	A
2	SR90	38.000	1.500	41.160	0.253	0.923	A	A
3	SR90	34.500	1.200	41.160	0.253	0.838	A	A
1	SR90	39.100	1.600	41.160	0.253	0.950	A	A
2	U234	55.900	4.700	42.320	3.100	1.321	N	
1	U234	47.300	2.100	42.320	3.100	1.118	W	
1	U238	45.800	2.000	44.890	3.200	1.020	A	
2	U238	51.100	4.300	44.890	3.200	1.138	W	

Matrix: VE Vegetation Bq / kg

1	AM241	2.110	0.060	2.253	0.100	0.936	A	N
1	CM244	1.200	0.040	1.247	0.065	0.962	A	
1	CO60	9.500	1.000	9.660	0.630	0.983	A	A
1	CS137	313.000	6.000	300.670	15.250	1.041	A	A
1	K40	1250.000	37.000	1480.000	77.800	0.845	W	A
1	PU238	0.434	0.053	0.277	0.037	1.567	W	A
1	PU239	3.190	0.180	3.427	0.149	0.931	A	A
2	PU239	3.770	0.110	3.427	0.149	1.100	A	A
1	SR90	372.000	8.000	476.260	6.673	0.781	A	A
2	SR90	419.000	9.000	476.260	6.673	0.880	A	A

Matrix: WA Water Bq / L

2	AM241	3.030	0.060	3.043	0.082	0.996	A	A
1	AM241	2.890	0.090	3.043	0.082	0.950	A	A

Values for elemental uranium are reported in µg/filter, g, or mL. pCi/g or mL=Bq x 0.027**Evaluation:** A=Acceptable, W=Acceptable with Warning, N=Not Acceptable

If the evaluation system is not appropriate for the types of analyses performed in your lab, apply a site specific evaluation.

QAP 57 Results by Laboratory**Lab:** SE Swedish Defence Research Agency (FOI)

No. Test	Radionuclide	Reported Value	Reported Error	EML Value	EML Error	Reported EML	Evaluation	QAP 56 Evaluation
Matrix: WA Water Bq/L								
1	CO60	250.000	4.000	268.670	9.710	0.931	A	A
1	CS134	63.500	1.300	60.200	1.860	1.055	A	A
1	CS137	84.600	1.800	81.430	4.280	1.039	A	A
2	PU238	4.050	0.080	4.331	0.117	0.935	A	A
1	PU238	4.100	0.110	4.331	0.117	0.947	A	A
2	PU239	1.980	0.040	2.070	0.074	0.956	A	A
1	PU239	2.000	0.060	2.070	0.074	0.966	A	A
1	SR90	7.020	0.160	8.690	0.420	0.808	W	W
2	SR90	6.860	0.160	8.690	0.420	0.789	W	W
1	U	0.223	0.019	0.273	0.012	0.818	W	

Values for elemental uranium are reported in µg/filter, g, or mL. pCi/g or mL=Bq x 0.027

Evaluation: A=Acceptable, W=Acceptable with Warning, N=Not Acceptable

If the evaluation system is not appropriate for the types of analyses performed in your lab, apply a site specific evaluation.

QAP 57 Results by Laboratory**Lab:** SI Jozef Stefan Institute, Slovenia

No. Test	Radionuclide	Reported Value	Reported Error	EML Value	EML Error	Reported EML	Evaluation	QAP 56 Evaluation
Matrix: AI Air Filter Bq / filter								
2	AM241	0.210	0.010	0.191	0.004	1.101	A	A
1	AM241	0.210	0.013	0.191	0.004	1.101	A	A
1	CO60	23.400	0.500	23.000	0.059	1.017	A	A
2	CO60	25.100	0.500	23.000	0.059	1.091	A	A
1	CS137	33.900	0.700	32.500	0.777	1.043	A	A
2	CS137	36.200	0.700	32.500	0.777	1.114	A	A
1	MN54	52.200	1.200	52.200	1.170	1.000	A	A
2	MN54	56.000	1.200	52.200	1.170	1.073	A	A
2	U238	0.250	0.140	0.230	0.006	1.087	A	
1	U238	0.240	0.060	0.230	0.006	1.044	A	
Matrix: SO Soil Bq / kg								
1	AC228	43.300	1.200	42.300	1.560	1.024	A	A
1	AM241	6.700	0.600	6.767	0.301	0.990	A	A
1	BI212	41.500	1.400	45.930	4.510	0.904	A	A
1	BI214	33.300	0.900	33.630	1.560	0.990	A	A
2	BI214	38.000	0.900	33.630	1.560	1.130	A	A
1	CS137	824.000	17.000	829.330	41.580	0.994	A	A
1	K40	592.000	15.000	637.670	34.260	0.928	A	A
1	PB212	43.000	1.300	43.430	2.710	0.990	A	A
1	PB214	33.800	0.900	35.200	1.510	0.960	A	A
2	PB214	39.300	1.000	35.200	1.510	1.116	A	A
1	U238	51.000	7.000	44.890	3.200	1.136	W	A
Matrix: VE Vegetation Bq / kg								
1	AM241	2.300	0.300	2.253	0.100	1.021	A	A
1	CO60	10.700	0.400	9.660	0.630	1.108	A	A
1	CS137	321.000	6.000	300.670	15.250	1.068	A	A
1	K40	1470.000	38.000	1480.000	77.800	0.993	A	A
Matrix: WA Water Bq / L								
1	AM241	3.400	0.300	3.043	0.082	1.117	A	W
1	CO60	284.000	7.000	268.670	9.710	1.057	A	A
1	CS134	64.700	1.300	60.200	1.860	1.075	A	A
1	CS137	85.600	1.800	81.430	4.280	1.051	A	A
1	H3	234.000	10.000	227.300	5.615	1.029	A	A
2	SR90	8.000	0.300	8.690	0.420	0.921	A	W
1	SR90	8.220	0.860	8.690	0.420	0.946	A	W
1	U238	3.800	1.100	3.370	0.140	1.128	A	

Values for elemental uranium are reported in µg/filter, g, or mL. pCi/g or mL=Bq x 0.027
Evaluation: A=Acceptable, W=Acceptable with Warning, N=Not Acceptable

If the evaluation system is not appropriate for the types of analyses performed in your lab, apply a site specific evaluation.

QAP 57 Results by Laboratory**Lab:** SK Savannah River Plant

No. Test	Radionuclide	Reported Value	Reported Error	EML Value	EML Error	Reported EML	Evaluation	QAP 56 Evaluation
Matrix: WA Water Bq/L								
2	AM241	4.200	2.000	3.043	0.082	1.380	W	A
1	AM241	3.100	1.000	3.043	0.082	1.019	A	A
3	AM241	2.830	0.330	3.043	0.082	0.930	A	A
1	CO60	267.000	22.000	268.670	9.710	0.994	A	A
2	CO60	265.000	22.000	268.670	9.710	0.986	A	A
1	CS134	58.400	4.800	60.200	1.860	0.970	A	A
2	CS134	59.600	3.800	60.200	1.860	0.990	A	A
2	CS137	83.400	8.500	81.430	4.280	1.024	A	A
1	CS137	86.500	7.200	81.430	4.280	1.062	A	A
1	PU238	4.100	0.390	4.331	0.117	0.947	A	A
1	PU239	2.070	0.220	2.070	0.074	1.000	A	W
1	SR90	8.920	0.460	8.690	0.420	1.026	A	
1	U234	3.430	0.350	3.323	0.114	1.032	A	
1	U238	3.430	0.360	3.370	0.140	1.018	A	

Values for elemental uranium are reported in µg/filter, g, or mL. pCi/g or mL=Bq x 0.027

Evaluation: A=Acceptable, W=Acceptable with Warning, N=Not Acceptable

If the evaluation system is not appropriate for the types of analyses performed in your lab, apply a site specific evaluation.

QAP 57 Results by Laboratory**Lab:** SL Stanford Linear Accelerator Center

No. Test	Radionuclide	Reported Value	Reported Error	EML Value	EML Error	Reported EML	Evaluation	QAP 56 Evaluation
Matrix: SO Soil Bq/kg								
1	CS137	854.000	3.000	829.330	41.580	1.030	A	N
2	CS137	851.000	3.000	829.330	41.580	1.026	A	N
Matrix: WA Water Bq/L								
1	CO60	490.000	1.600	268.670	9.710	1.824	N	A
2	CO60	491.000	1.600	268.670	9.710	1.828	N	A
2	CS137	75.000	3.000	81.430	4.280	0.921	A	A
1	CS137	77.000	2.900	81.430	4.280	0.946	A	A
1	H3	****.***	12.000	227.300	5.615	66.894	N	N
2	H3	****.***	12.000	227.300	5.615	66.850	N	N

Values for elemental uranium are reported in µg/filter, g, or mL. pCi/g or mL=Bq x 0.027

Evaluation: A=Acceptable, W=Acceptable with Warning, N=Not Acceptable

If the evaluation system is not appropriate for the types of analyses performed in your lab, apply a site specific evaluation.

QAP 57 Results by Laboratory**Lab:** SN Sanford Cohen Associates, Inc., Montgomery, AL

No. Test	Radionuclide	Reported Value	Reported Error	EML Value	EML Error	Reported EML	Evaluation	QAP 56 Evaluation
Matrix: AI Air Filter Bq / filter								
1	AM241	0.188	0.029	0.191	0.004	0.986	A	W
1	Bq U	0.465	0.055	0.467	0.008	0.997	A	A
1	CO60	22.400	2.180	23.000	0.059	0.974	A	
1	CS137	30.600	4.400	32.500	0.777	0.942	A	
1	Gross Alpha	0.377	0.034	0.287	0.029	1.314	W	W
1	Gross Beta	0.755	0.038	0.871	0.087	0.867	A	A
1	MN54	53.500	7.830	52.200	1.170	1.025	A	
1	PU238	0.108	0.017	0.119	0.003	0.906	A	A
1	PU239	0.208	0.029	0.206	0.002	1.011	A	A
1	U234	0.227	0.025	0.228	0.006	0.997	A	A
1	U238	0.223	0.025	0.230	0.006	0.970	A	A

Matrix: SO Soil Bq / kg

1	AC228	45.400	10.100	42.300	1.560	1.073	A	A
1	AM241	9.100	4.830	6.767	0.301	1.345	A	A
1	BI212	26.300	13.700	45.930	4.510	0.573	W	A
1	BI214	32.200	6.600	33.630	1.560	0.957	A	W
1	Bq U	82.500	21.200	87.210	7.300	0.946	A	A
1	CS137	802.000	89.300	829.330	41.580	0.967	A	A
1	K40	694.000	80.000	637.670	34.260	1.088	A	A
1	PB212	43.500	5.450	43.430	2.710	1.002	A	A
1	PB214	34.100	6.800	35.200	1.510	0.969	A	A
1	PU239	13.600	5.600	12.903	0.465	1.054	A	A
1	SR90	34.800	6.400	41.160	0.253	0.845	A	W
1	U234	38.500	9.500	42.320	3.100	0.910	A	A
1	U238	43.000	10.000	44.890	3.200	0.958	A	A

Matrix: VE Vegetation Bq / kg

1	AM241	1.730	0.851	2.253	0.100	0.768	W	W
1	CM244	0.673	0.476	1.247	0.065	0.540	N	A
1	CO60	10.400	4.400	9.660	0.630	1.077	A	W
1	CS137	303.000	35.000	300.670	15.250	1.008	A	A
1	K40	1709.000	178.000	1480.000	77.800	1.155	A	A
1	PU239	3.720	1.280	3.427	0.149	1.085	A	W
1	SR90	374.000	9.140	476.260	6.673	0.785	A	A

Matrix: WA Water Bq / L

1	AM241	3.060	0.433	3.043	0.082	1.005	A	A
1	Bq U	7.020	0.764	6.836	0.266	1.027	A	A
1	CO60	277.000	28.700	268.670	9.710	1.031	A	A
1	CS134	55.600	6.900	60.200	1.860	0.924	A	A
1	CS137	77.700	8.670	81.430	4.280	0.954	A	A
1	Gross Alpha	230.000	12.400	210.000	21.000	1.095	A	N

Values for elemental uranium are reported in µg/filter, g, or mL. pCi/g or mL=Bq x 0.027**Evaluation:** A=Acceptable, W=Acceptable with Warning, N=Not Acceptable

If the evaluation system is not appropriate for the types of analyses performed in your lab, apply a site specific evaluation.

QAP 57 Results by Laboratory**Lab:** SN Sanford Cohen Associates, Inc., Montgomery, AL

No. Test	Radionuclide	Reported Value	Reported Error	EML Value	EML Error	Reported EML	Evaluation	QAP 56 Evaluation
Matrix: WA Water Bq/L								
1	Gross Beta	817.000	18.000	900.000	90.000	0.908	A	N
1	H3	253.000	13.400	227.300	5.615	1.113	A	A
1	PU238	3.910	0.493	4.331	0.117	0.903	A	A
1	PU239	1.940	0.263	2.070	0.074	0.937	A	A
1	SR90	6.600	0.376	8.690	0.420	0.759	W	A
1	U234	3.450	0.361	3.323	0.114	1.038	A	W
1	U238	3.430	0.360	3.370	0.140	1.018	A	A

Values for elemental uranium are reported in µg/filter, g, or mL. pCi/g or mL=Bq x 0.027

Evaluation: A=Acceptable, W=Acceptable with Warning, N=Not Acceptable

If the evaluation system is not appropriate for the types of analyses performed in your lab, apply a site specific evaluation.

QAP 57 Results by Laboratory**Lab:** SR Savannah River Environmental Laboratory

No. Test	Radionuclide	Reported Value	Reported Error	EML Value	EML Error	Reported EML	Evaluation	QAP 56 Evaluation
Matrix: AI Air Filter Bq / filter								
1	AM241	0.177	0.024	0.191	0.004	0.928	A	A
1	CO60	25.600	2.000	23.000	0.059	1.113	W	A
1	CS137	36.400	3.700	32.500	0.777	1.120	A	A
1	Gross Alpha	0.387	0.078	0.287	0.029	1.348	W	A
1	Gross Beta	0.697	0.080	0.871	0.087	0.800	W	A
1	MN54	53.600	5.800	52.200	1.170	1.027	A	A
1	PU238	0.104	0.015	0.119	0.003	0.872	W	A
1	PU239	0.198	0.027	0.206	0.002	0.962	A	A
1	SR90	6.030	0.370	5.561	0.119	1.084	A	A
1	U234	0.238	0.032	0.228	0.006	1.046	A	A
1	U238	0.241	0.032	0.230	0.006	1.048	A	A

Matrix: SO Soil Bq / kg

1	AC228	34.200	5.500	42.300	1.560	0.809	W	N
1	AM241	6.750	1.480	6.767	0.301	0.997	A	N
1	BI212	25.200	6.100	45.930	4.510	0.549	W	A
1	BI214	35.300	3.400	33.630	1.560	1.050	A	A
1	CS137	807.000	82.000	829.330	41.580	0.973	A	A
1	K40	620.000	60.000	637.670	34.260	0.972	A	A
1	PB212	33.400	4.400	43.430	2.710	0.769	N	N
1	PB214	35.700	3.900	35.200	1.510	1.014	A	W
1	PU238	17.700	3.000	19.203	0.855	0.922	A	
1	PU239	13.000	2.400	12.903	0.465	1.007	A	W
1	SR90	34.300	15.600	41.160	0.253	0.833	A	A
1	TH234	46.800	15.100	48.400	4.830	0.967	A	A
1	U234	23.800	3.300	42.320	3.100	0.562	N	N
1	U238	26.700	3.700	44.890	3.200	0.595	N	N

Matrix: VE Vegetation Bq / kg

1	AM241	2.350	0.350	2.253	0.100	1.043	A	N
1	CM244	1.310	0.280	1.247	0.065	1.051	A	W
1	CO60	12.000	3.500	9.660	0.630	1.242	W	W
1	CS137	327.000	35.000	300.670	15.250	1.088	A	A
1	K40	1650.000	193.000	1480.000	77.800	1.115	A	A
1	PU239	3.340	0.090	3.427	0.149	0.975	A	N
1	SR90	577.000	238.000	476.260	6.673	1.212	N	A

Matrix: WA Water Bq / L

1	AM241	2.860	0.380	3.043	0.082	0.940	A	A
1	CO60	277.000	17.000	268.670	9.710	1.031	A	A
1	CS134	55.200	3.300	60.200	1.860	0.917	A	W
1	CS137	84.700	8.600	81.430	4.280	1.040	A	A
1	Gross Alpha	235.000	62.000	210.000	21.000	1.119	A	A

Values for elemental uranium are reported in µg/filter, g, or mL. pCi/g or mL=Bq x 0.027**Evaluation:** A=Acceptable, W=Acceptable with Warning, N=Not Acceptable

If the evaluation system is not appropriate for the types of analyses performed in your lab, apply a site specific evaluation.

QAP 57 Results by Laboratory**Lab:** SR Savannah River Environmental Laboratory

No. Test	Radionuclide	Reported Value	Reported Error	EML Value	EML Error	Reported EML	Evaluation	QAP 56 Evaluation
Matrix: WA Water Bq/L								
1	Gross Beta	821.000	85.000	900.000	90.000	0.912	A	W
1	H3	223.000	16.000	227.300	5.615	0.981	A	A
1	PU238	4.040	0.590	4.331	0.117	0.933	A	A
1	PU239	2.010	0.300	2.070	0.074	0.971	A	A
1	SR90	8.200	1.400	8.690	0.420	0.944	A	W
1	U234	3.940	0.590	3.323	0.114	1.185	W	A
1	U238	3.920	0.580	3.370	0.140	1.163	W	A

Values for elemental uranium are reported in µg/filter, g, or mL. pCi/g or mL=Bq x 0.027

Evaluation: A=Acceptable, W=Acceptable with Warning, N=Not Acceptable

If the evaluation system is not appropriate for the types of analyses performed in your lab, apply a site specific evaluation.

QAP 57 Results by Laboratory**Lab:** ST SC DHEC, Aiken, South Carolina

No. Test	Radionuclide	Reported Value	Reported Error	EML Value	EML Error	Reported EML	Evaluation	QAP 56 Evaluation
Matrix: WA Water Bq/L								
1	H3	223.400	8.500	227.300	5.615	0.983	A	A

Values for elemental uranium are reported in $\mu\text{g}/\text{filter}$, g, or mL. pCi/g or $\text{mL}=\text{Bq} \times 0.027$

Evaluation: A=Acceptable, W=Acceptable with Warning, N=Not Acceptable

If the evaluation system is not appropriate for the types of analyses performed in your lab, apply a site specific evaluation.

QAP 57 Results by Laboratory**Lab:** SV Institute of Occupational Safety, Slovenia

No. Test	Radionuclide	Reported Value	Reported Error	EML Value	EML Error	Reported EML	Evaluation	QAP 56 Evaluation
----------	--------------	----------------	----------------	-----------	-----------	--------------	------------	-------------------

Matrix: AI Air Filter Bq / filter

1	AM241	0.220	0.018	0.191	0.004	1.154	A	
1	CO60	24.000	0.820	23.000	0.059	1.043	A	
1	CS137	39.000	0.190	32.500	0.777	1.200	W	
1	MN54	60.000	2.700	52.200	1.170	1.149	A	

Matrix: SO Soil Bq / kg

1	AC228	41.000	1.000	42.300	1.560	0.969	A	
1	AM241	7.400	0.310	6.767	0.301	1.094	A	
1	BI212	26.000	1.500	45.930	4.510	0.566	W	
1	BI214	35.000	0.500	33.630	1.560	1.041	A	
1	CS137	870.000	18.000	829.330	41.580	1.049	A	
1	K40	610.000	17.000	637.670	34.260	0.957	A	
1	PB212	36.000	1.900	43.430	2.710	0.829	W	
1	PB214	38.000	0.810	35.200	1.510	1.080	A	
1	SR90	33.000	3.000	41.160	0.253	0.802	W	
1	TH234	44.000	7.400	48.400	4.830	0.909	A	

Matrix: VE Vegetation Bq / kg

1	AM241	2.700	0.410	2.253	0.100	1.198	A	
1	CO60	9.300	0.620	9.660	0.630	0.963	A	
1	CS137	330.000	10.000	300.670	15.250	1.098	A	
1	K40	1500.000	56.000	1480.000	77.800	1.014	A	
1	SR90	352.000	2.000	476.260	6.673	0.739	W	

Values for elemental uranium are reported in µg/filter, g, or mL. pCi/g or mL=Bq x 0.027
Evaluation: A=Acceptable, W=Acceptable with Warning, N=Not Acceptable

If the evaluation system is not appropriate for the types of analyses performed in your lab, apply a site specific evaluation.

QAP 57 Results by Laboratory**Lab:** SW Southwest Research Institute, San Antonio, TX

No. Test	Radionuclide	Reported Value	Reported Error	EML Value	EML Error	Reported EML	Evaluation	QAP 56 Evaluation
Matrix: AI Air Filter Bq / filter								
1	AM241	0.418	0.166	0.191	0.004	2.190	W	
1	CO60	23.480	1.839	23.000	0.059	1.021	A	
1	CS137	33.630	4.655	32.500	0.777	1.035	A	
1	Gross Alpha	0.264	0.044	0.287	0.029	0.921	A	
1	Gross Beta	0.572	0.064	0.871	0.087	0.657	N	
1	MN54	54.350	7.659	52.200	1.170	1.041	A	
Matrix: SO Soil Bq / kg								
1	AC228	55.320	7.955	42.300	1.560	1.308	W	
1	AM241	14.200	6.690	6.767	0.301	2.098	W	
1	BI212	64.160	22.020	45.930	4.510	1.397	N	
1	BI214	40.810	5.772	33.630	1.560	1.213	A	
1	CS137	921.700	86.580	829.330	41.580	1.111	A	
1	K40	729.600	89.910	637.670	34.260	1.144	A	
1	PB212	46.470	8.843	43.430	2.710	1.070	A	
1	PB214	39.890	8.029	35.200	1.510	1.133	A	
1	TH234	27.960	37.000	48.400	4.830	0.578	N	
Matrix: VE Vegetation Bq / kg								
1	CO60	22.330	3.826	9.660	0.630	2.312	N	
1	CS137	414.000	40.330	300.670	15.250	1.377	N	
1	K40	2064.000	244.200	1480.000	77.800	1.395	N	
Matrix: WA Water Bq / L								
1	AM241	3.139	0.734	3.043	0.082	1.031	A	
1	CO60	279.700	20.980	268.670	9.710	1.041	A	
1	CS134	58.420	3.515	60.200	1.860	0.970	A	
1	CS137	86.730	9.435	81.430	4.280	1.065	A	
1	Gross Alpha	156.700	90.830	210.000	21.000	0.746	W	
1	Gross Beta	527.500	178.300	900.000	90.000	0.586	N	

Values for elemental uranium are reported in µg/filter, g, or mL. pCi/g or mL=Bq x 0.027
Evaluation: A=Acceptable, W=Acceptable with Warning, N=Not Acceptable

If the evaluation system is not appropriate for the types of analyses performed in your lab, apply a site specific evaluation.

QAP 57 Results by Laboratory**Lab:** SX Saxton Nuclear Experimental Corp., Saxton, PA

No. Test	Radionuclide	Reported Value	Reported Error	EML Value	EML Error	Reported EML	Evaluation	QAP 56 Evaluation
Matrix: AI Air Filter Bq / filter								
1	CO60	19.920	0.680	23.000	0.059	0.866	W	A
1	CS137	28.850	1.610	32.500	0.777	0.888	W	A
1	MN54	45.580	2.570	52.200	1.170	0.873	W	A
Matrix: SO Soil Bq / kg								
1	CS137	784.400	41.260	829.330	41.580	0.946	A	N
1	K40	620.120	30.250	637.670	34.260	0.972	A	W
Matrix: VE Vegetation Bq / kg								
1	CO60	9.450	0.740	9.660	0.630	0.978	A	N
1	CS137	309.510	16.400	300.670	15.250	1.029	A	A
1	K40	1494.250	73.080	1480.000	77.800	1.010	A	W
Matrix: WA Water Bq / L								
1	CO60	265.420	8.880	268.670	9.710	0.988	A	W
1	CS137	82.140	4.510	81.430	4.280	1.009	A	A
1	H3	251.740	12.350	227.300	5.615	1.108	A	A

Values for elemental uranium are reported in µg/filter, g, or mL. pCi/g or mL=Bq x 0.027

Evaluation: A=Acceptable, W=Acceptable with Warning, N=Not Acceptable

If the evaluation system is not appropriate for the types of analyses performed in your lab, apply a site specific evaluation.

QAP 57 Results by Laboratory**Lab:** SY Syrian Arab Republic Atomic Energy Commission

No. Test	Radionuclide	Reported Value	Reported Error	EML Value	EML Error	Reported EML	Evaluation	QAP 56 Evaluation
Matrix: SO Soil Bq/kg								
1	AC228	42.000	1.700	42.300	1.560	0.993	A	A
1	AM241	7.900	1.500	6.767	0.301	1.167	A	A
1	BI212	39.000	3.000	45.930	4.510	0.849	A	A
1	BI214	41.300	1.600	33.630	1.560	1.228	A	A
1	CS137	792.000	33.000	829.330	41.580	0.955	A	A
1	K40	590.000	20.000	637.670	34.260	0.925	A	A
1	PB212	41.500	1.800	43.430	2.710	0.956	A	A
1	PB214	42.800	1.800	35.200	1.510	1.216	A	A
1	TH234	56.000	25.000	48.400	4.830	1.157	A	A
1	U	2.730	0.120	3.610	0.320	0.756	A	
Matrix: VE Vegetation Bq								
1	CO60	8.700	0.800	9.660	0.630	0.901	A	A
1	CS137	792.000	33.000	300.670	15.250	2.634	N	A
1	K40	590.000	20.000	1480.000	77.800	0.399	N	A
Matrix: WA Water Bq/L								
1	CO60	281.000	10.000	268.670	9.710	1.046	A	A
1	CS134	57.700	2.400	60.200	1.860	0.958	A	A
1	CS137	88.900	3.600	81.430	4.280	1.092	A	A
1	H3	337.090	3.340	227.300	5.615	1.483	W	W
1	U	0.250	0.030	0.273	0.012	0.917	A	

Values for elemental uranium are reported in µg/filter, g, or mL. pCi/g or mL=Bq x 0.027
Evaluation: A=Acceptable, W=Acceptable with Warning, N=Not Acceptable

If the evaluation system is not appropriate for the types of analyses performed in your lab, apply a site specific evaluation.

QAP 57 Results by Laboratory**Lab:** TE Environmental Inc., Northbrook, IL

No. Test	Radionuclide	Reported Value	Reported Error	EML Value	EML Error	Reported EML	Evaluation	QAP 56 Evaluation
Matrix: AI Air Filter Bq / filter								
1	AM241	1.000	0.100	0.191	0.004	5.244	N	A
1	Bq U	2.100	0.200	0.467	0.008	4.502	N	W
1	CO60	24.900	0.600	23.000	0.059	1.083	A	A
1	CS137	38.000	1.300	32.500	0.777	1.169	A	A
1	Gross Alpha	0.400	0.100	0.287	0.029	1.394	W	W
1	Gross Beta	0.800	0.100	0.871	0.087	0.918	A	A
1	MN54	60.800	1.900	52.200	1.170	1.165	A	A
1	PU238	0.600	0.100	0.119	0.003	5.034	N	W
1	PU239	1.000	0.100	0.206	0.002	4.859	N	W
1	SR90	5.200	0.200	5.561	0.119	0.935	A	W
Matrix: SO Soil Bq / kg								
1	AC228	47.600	1.900	42.300	1.560	1.125	A	A
1	AM241	7.800	1.400	6.767	0.301	1.153	A	W
1	BI212	45.600	1.700	45.930	4.510	0.993	A	A
1	BI214	48.800	4.900	33.630	1.560	1.451	N	W
1	Bq U	58.900	0.700	87.210	7.300	0.675	N	W
1	CS137	819.600	16.600	829.330	41.580	0.988	A	A
1	K40	705.300	31.400	637.670	34.260	1.106	A	A
1	PB212	48.600	3.400	43.430	2.710	1.119	A	A
1	PB214	51.100	5.100	35.200	1.510	1.452	W	A
1	PU239	20.200	0.800	12.903	0.465	1.565	N	W
1	SR90	38.500	0.100	41.160	0.253	0.935	A	A
Matrix: VE Vegetation Bq / kg								
1	AM241	2.100	0.300	2.253	0.100	0.932	A	A
1	CM244	1.000	0.300	1.247	0.065	0.802	W	W
1	CO60	11.800	1.500	9.660	0.630	1.222	W	A
1	CS137	340.300	16.800	300.670	15.250	1.132	A	A
1	K40	1646.000	74.400	1480.000	77.800	1.112	A	A
1	PU239	3.000	0.300	3.427	0.149	0.875	A	N
1	SR90	345.600	97.800	476.260	6.673	0.726	W	A
Matrix: WA Water Bq / L								
1	AM241	3.000	0.100	3.043	0.082	0.986	A	A
1	Bq U	5.600	0.100	6.836	0.266	0.819	W	A
1	CO60	258.400	2.300	268.670	9.710	0.962	A	A
1	CS134	50.800	3.300	60.200	1.860	0.844	W	A
1	CS137	80.100	0.300	81.430	4.280	0.984	A	A
1	Gross Alpha	204.900	3.200	210.000	21.000	0.976	A	W
1	Gross Beta	852.000	26.500	900.000	90.000	0.947	A	A
1	H3	271.900	20.900	227.300	5.615	1.196	A	W
1	PU238	4.400	0.200	4.331	0.117	1.016	A	A

Values for elemental uranium are reported in µg/filter, g, or mL. pCi/g or mL=Bq x 0.027**Evaluation:** A=Acceptable, W=Acceptable with Warning, N=Not Acceptable

If the evaluation system is not appropriate for the types of analyses performed in your lab, apply a site specific evaluation.

QAP 57 Results by Laboratory**Lab:** TE Environmental Inc., Northbrook, IL

No. Test	Radionuclide	Reported Value	Reported Error	EML Value	EML Error	Reported EML	Evaluation	QAP 56 Evaluation
Matrix: WA Water Bq/L								
1	PU239	2.100	0.100	2.070	0.074	1.014	A	A
1	SR90	9.700	0.200	8.690	0.420	1.116	A	A

Values for elemental uranium are reported in $\mu\text{g}/\text{filter}$, g, or mL. pCi/g or $\text{mL}=\text{Bq} \times 0.027$

Evaluation: A=Acceptable, W=Acceptable with Warning, N=Not Acceptable

If the evaluation system is not appropriate for the types of analyses performed in your lab, apply a site specific evaluation.

QAP 57 Results by Laboratory**Lab:** TI Teledyne Brown Engineering Environmental Services, Knoxville, TN

No. Test	Radionuclide	Reported Value	Reported Error	EML Value	EML Error	Reported EML	Evaluation	QAP 56 Evaluation
Matrix: AI Air Filter Bq / filter								
1	AM241	0.171	0.030	0.191	0.004	0.897	A	A
1	CO60	24.100	0.390	23.000	0.059	1.048	A	A
1	CS137	36.100	0.960	32.500	0.777	1.111	A	A
1	Gross Alpha	0.412	0.055	0.287	0.029	1.436	N	A
1	Gross Beta	0.820	0.057	0.871	0.087	0.941	A	A
1	MN54	58.300	1.250	52.200	1.170	1.117	A	A
1	PU238	0.114	0.020	0.119	0.003	0.956	A	A
1	PU239	0.239	0.004	0.206	0.002	1.161	W	A
1	SR90	5.860	0.381	5.561	0.119	1.054	A	A
1	U	16.000	1.550	18.590	0.340	0.861	W	
1	U234	0.220	0.019	0.228	0.006	0.967	A	A
1	U238	0.194	0.017	0.230	0.006	0.844	W	A

Matrix: SO Soil Bq / kg

1	AM241	6.930	3.760	6.767	0.301	1.024	A	A
1	BI212	23.200	1.950	45.930	4.510	0.505	W	A
1	BI214	21.300	0.972	33.630	1.560	0.633	N	W
1	CS137	835.000	9.700	829.330	41.580	1.007	A	A
1	K40	671.000	14.120	637.670	34.260	1.052	A	A
1	PB212	42.000	1.430	43.430	2.710	0.967	A	A
1	PB214	2.600	0.810	35.200	1.510	0.074	N	A
1	PU239	15.400	3.440	12.903	0.465	1.193	W	N
1	SR90	41.000	5.500	41.160	0.253	0.996	A	A
1	TH234	60.000	4.980	48.400	4.830	1.240	A	A
1	U	1.190	0.490	3.610	0.320	0.330	N	

Matrix: VE Vegetation Bq / kg

1	AM241	2.080	0.507	2.253	0.100	0.923	A	A
1	CM244	0.870	0.320	1.247	0.065	0.698	W	N
1	CO60	11.500	0.490	9.660	0.630	1.190	A	A
1	CS137	345.000	9.300	300.670	15.250	1.147	A	A
1	K40	1690.000	33.800	1480.000	77.800	1.142	A	A
1	PU239	3.740	0.713	3.427	0.149	1.091	A	A
1	SR90	457.000	17.000	476.260	6.673	0.960	A	A

Matrix: WA Water Bq / L

1	AM241	2.890	0.409	3.043	0.082	0.950	A	A
1	CO60	303.000	5.100	268.670	9.710	1.128	W	A
1	CS134	59.000	1.270	60.200	1.860	0.980	A	W
1	CS137	85.800	2.530	81.430	4.280	1.054	A	A
1	Gross Beta	817.000	66.100	900.000	90.000	0.908	A	A
1	H3	353.000	22.600	227.300	5.615	1.553	W	A
1	PU239	2.300	0.266	2.070	0.074	1.111	W	W

Values for elemental uranium are reported in µg/filter, g, or mL. pCi/g or mL=Bq x 0.027**Evaluation:** A=Acceptable, W=Acceptable with Warning, N=Not Acceptable

If the evaluation system is not appropriate for the types of analyses performed in your lab, apply a site specific evaluation.

QAP 57 Results by Laboratory**Lab:** TI Teledyne Brown Engineering Environmental Services, Knoxville, TN

No. Test	Radionuclide	Reported Value	Reported Error	EML Value	EML Error	Reported EML	Evaluation	QAP 56 Evaluation
Matrix: WA Water Bq/L								
1	SR90	8.580	0.660	8.690	0.420	0.987	A	W
1	U	0.255	0.037	0.273	0.012	0.935	A	
1	U238	3.280	0.461	3.370	0.140	0.973	A	A

Values for elemental uranium are reported in $\mu\text{g}/\text{filter}$, g, or mL. pCi/g or mL=Bq x 0.027

Evaluation: A=Acceptable, W=Acceptable with Warning, N=Not Acceptable

If the evaluation system is not appropriate for the types of analyses performed in your lab, apply a site specific evaluation.

QAP 57 Results by Laboratory**Lab:** TM Eberline Services Albuquerque Lab, NM

No. Test	Radionuclide	Reported Value	Reported Error	EML Value	EML Error	Reported EML	Evaluation	QAP 56 Evaluation
Matrix: AI Air Filter Bq / filter								
1	AM241	0.186	0.019	0.191	0.004	0.975	A	A
1	CO60	21.700	1.490	23.000	0.059	0.943	A	A
1	CS137	25.800	2.230	32.500	0.777	0.794	N	A
1	Gross Alpha	0.401	0.020	0.287	0.029	1.397	W	W
1	Gross Beta	0.742	0.037	0.871	0.087	0.852	A	A
1	MN54	43.200	3.310	52.200	1.170	0.828	W	A
1	PU238	0.098	0.014	0.119	0.003	0.822	W	N
1	PU239	0.200	0.023	0.206	0.002	0.972	A	N
1	SR90	4.220	0.374	5.561	0.119	0.759	W	A
1	U	17.500	0.400	18.590	0.340	0.941	A	

Matrix: SO Soil Bq / kg

1	AC228	42.200	10.100	42.300	1.560	0.998	A	W
1	AM241	6.700	1.620	6.767	0.301	0.990	A	A
1	BI212	22.700	16.900	45.930	4.510	0.494	N	A
1	BI214	36.900	7.150	33.630	1.560	1.097	A	A
1	CS137	917.000	68.200	829.330	41.580	1.106	A	A
1	K40	649.000	85.800	637.670	34.260	1.018	A	A
1	PB212	64.200	6.830	43.430	2.710	1.478	N	W
1	PB214	39.700	8.330	35.200	1.510	1.128	A	A
1	PU239	13.100	2.510	12.903	0.465	1.015	A	A
1	SR90	34.700	10.800	41.160	0.253	0.843	A	A
1	TH234	49.100	33.900	48.400	4.830	1.014	A	
1	U	5.090	0.120	3.610	0.320	1.410	N	

Matrix: VE Vegetation Bq / kg

1	AM241	2.630	0.430	2.253	0.100	1.167	A	A
1	CM244	1.270	0.291	1.247	0.065	1.019	A	A
1	CO60	5.530	10.300	9.660	0.630	0.572	N	W
1	CS137	328.000	32.700	300.670	15.250	1.091	A	N
1	K40	1520.000	308.000	1480.000	77.800	1.027	A	W
1	PU239	2.860	0.435	3.427	0.149	0.835	W	N
1	SR90	394.000	30.600	476.260	6.673	0.827	A	N

Matrix: WA Water Bq / L

1	AM241	3.010	0.220	3.043	0.082	0.989	A	A
1	CO60	268.000	17.700	268.670	9.710	0.998	A	A
1	CS134	61.400	4.210	60.200	1.860	1.020	A	N
1	CS137	89.000	7.740	81.430	4.280	1.093	A	A
1	Gross Alpha	248.000	22.600	210.000	21.000	1.181	W	W
1	Gross Beta	819.000	62.900	900.000	90.000	0.910	A	A
1	H3	324.000	38.300	227.300	5.615	1.425	W	A
1	PU238	3.760	0.300	4.331	0.117	0.868	W	A

Values for elemental uranium are reported in µg/filter, g, or mL. pCi/g or mL=Bq x 0.027**Evaluation:** A=Acceptable, W=Acceptable with Warning, N=Not Acceptable

If the evaluation system is not appropriate for the types of analyses performed in your lab, apply a site specific evaluation.

QAP 57 Results by Laboratory**Lab:** TM Eberline Services Albuquerque Lab, NM

No. Test	Radionuclide	Reported Value	Reported Error	EML Value	EML Error	Reported EML	Evaluation	QAP 56 Evaluation
Matrix: WA Water Bq/L								
1	PU239	1.940	0.170	2.070	0.074	0.937	A	A
1	SR90	7.530	0.760	8.690	0.420	0.867	A	A
1	U	0.284	0.006	0.273	0.012	1.042	A	

Values for elemental uranium are reported in $\mu\text{g}/\text{filter}$, g, or mL. pCi/g or mL=Bq x 0.027

Evaluation: A=Acceptable, W=Acceptable with Warning, N=Not Acceptable

If the evaluation system is not appropriate for the types of analyses performed in your lab, apply a site specific evaluation.

QAP 57 Results by Laboratory**Lab:** TN Eberline Services, Richmond, CA

No. Test	Radionuclide	Reported Value	Reported Error	EML Value	EML Error	Reported EML	Evaluation	QAP 56 Evaluation
Matrix: AI Air Filter Bq / filter								
1	AM241	0.178	0.013	0.191	0.004	0.931	A	W
1	CO60	21.340	0.350	23.000	0.059	0.928	A	W
1	CS137	30.840	0.370	32.500	0.777	0.949	A	A
1	Gross Alpha	0.249	0.050	0.287	0.029	0.868	A	W
1	Gross Beta	0.768	0.153	0.871	0.087	0.882	A	W
1	MN54	49.510	0.450	52.200	1.170	0.948	A	A
1	PU238	0.098	0.005	0.119	0.003	0.825	W	A
1	PU239	0.184	0.014	0.206	0.002	0.897	A	W
1	SR90	5.758	0.135	5.561	0.119	1.035	A	A
1	U	18.800	2.200	18.590	0.340	1.011	A	
1	U234	0.216	0.008	0.228	0.006	0.951	A	N
1	U238	0.213	0.008	0.230	0.006	0.928	A	N

Matrix: SO Soil Bq / kg

1	AC228	37.300	8.200	42.300	1.560	0.882	A	
1	AM241	6.314	1.702	6.767	0.301	0.933	A	W
1	BI212	38.300	22.100	45.930	4.510	0.834	A	A
1	BI214	25.000	4.000	33.630	1.560	0.743	N	N
1	CS137	718.600	7.600	829.330	41.580	0.866	W	W
1	K40	530.400	35.900	637.670	34.260	0.832	W	W
1	PB212	35.500	2.900	43.430	2.710	0.817	W	W
1	PB214	34.100	6.000	35.200	1.510	0.969	A	A
1	PU239	11.095	1.341	12.903	0.465	0.860	W	A
1	SR90	43.680	4.460	41.160	0.253	1.061	A	A
1	U	2.550	0.280	3.610	0.320	0.706	A	
1	U234	39.490	1.660	42.320	3.100	0.933	A	W
1	U238	42.210	1.730	44.890	3.200	0.940	A	A

Matrix: VE Vegetation Bq / kg

1	AM241	2.457	0.522	2.253	0.100	1.090	A	A
1	CM244	1.335	0.350	1.247	0.065	1.071	A	A
1	CO60	8.753	1.678	9.660	0.630	0.906	A	A
1	CS137	258.400	3.800	300.670	15.250	0.859	W	A
1	K40	1174.000	159.000	1480.000	77.800	0.793	W	W
1	PU239	3.915	0.958	3.427	0.149	1.142	W	A
1	SR90	463.030	12.860	476.260	6.673	0.972	A	A

Matrix: WA Water Bq / L

1	AM241	2.893	0.106	3.043	0.082	0.951	A	A
1	CO60	261.200	2.200	268.670	9.710	0.972	A	A
1	CS134	62.400	2.820	60.200	1.860	1.037	A	A
1	CS137	80.360	1.170	81.430	4.280	0.987	A	A
1	Gross Alpha	130.890	23.260	210.000	21.000	0.623	W	A

Values for elemental uranium are reported in µg/filter, g, or mL. pCi/g or mL=Bq x 0.027**Evaluation:** A=Acceptable, W=Acceptable with Warning, N=Not Acceptable

If the evaluation system is not appropriate for the types of analyses performed in your lab, apply a site specific evaluation.

QAP 57 Results by Laboratory**Lab:** TN Eberline Services, Richmond, CA

No. Test	Radionuclide	Reported Value	Reported Error	EML Value	EML Error	Reported EML	Evaluation	QAP 56 Evaluation
Matrix: WA Water Bq/L								
1	Gross Beta	737.050	38.040	900.000	90.000	0.819	A	A
1	H3	243.500	24.000	227.300	5.615	1.071	A	A
1	PU238	4.041	0.128	4.331	0.117	0.933	A	A
1	PU239	1.996	0.077	2.070	0.074	0.964	A	A
1	SR90	8.827	0.171	8.690	0.420	1.016	A	A
1	U	0.261	0.031	0.273	0.012	0.957	A	A
1	U234	3.067	0.069	3.323	0.114	0.923	A	A
1	U238	3.088	0.070	3.370	0.140	0.916	A	A

Values for elemental uranium are reported in $\mu\text{g}/\text{filter}$, g, or mL. pCi/g or mL=Bq x 0.027

Evaluation: A=Acceptable, W=Acceptable with Warning, N=Not Acceptable

If the evaluation system is not appropriate for the types of analyses performed in your lab, apply a site specific evaluation.

QAP 57 Results by Laboratory**Lab:** TO Eberline Services Oak Ridge Laboratory

No. Test	Radionuclide	Reported Value	Reported Error	EML Value	EML Error	Reported EML	Evaluation	QAP 56 Evaluation
Matrix: AI Air Filter Bq / filter								
1	AM241	0.169	0.038	0.191	0.004	0.886	A	W
1	CO60	22.797	2.180	23.000	0.059	0.991	A	A
1	CS137	35.591	4.599	32.500	0.777	1.095	A	A
1	Gross Alpha	0.296	0.018	0.287	0.029	1.031	A	A
1	Gross Beta	0.828	0.029	0.871	0.087	0.951	A	A
1	MN54	55.290	0.755	52.200	1.170	1.059	A	A
1	PU238	0.113	0.032	0.119	0.003	0.948	A	N
1	PU239	0.209	0.049	0.206	0.002	1.016	A	W
1	U	17.140	0.599	18.590	0.340	0.922	A	
1	U234	0.230	0.048	0.228	0.006	1.011	A	A
1	U238	0.203	0.043	0.230	0.006	0.883	W	A

Matrix: SO Soil Bq / kg

1	AC228	42.150	6.990	42.300	1.560	0.996	A	N
1	AM241	7.529	2.890	6.767	0.301	1.113	A	W
1	BI212	44.250	14.828	45.930	4.510	0.963	A	A
1	BI214	36.020	6.496	33.630	1.560	1.071	A	W
1	CS137	835.780	93.700	829.330	41.580	1.008	A	W
1	K40	635.700	77.100	637.670	34.260	0.997	A	W
1	PB212	44.250	14.828	43.430	2.710	1.019	A	A
1	PB214	36.020	6.496	35.200	1.510	1.023	A	W
1	PU239	12.632	2.610	12.903	0.465	0.979	A	A
1	SR90	38.252	1.624	41.160	0.253	0.929	A	W
1	TH234	45.470	22.840	48.400	4.830	0.939	A	A
1	U	3.000	0.113	3.610	0.320	0.831	A	
1	U234	37.000	8.710	42.320	3.100	0.874	A	N
1	U238	37.000	8.710	44.890	3.200	0.824	A	N

Matrix: VE Vegetation Bq / kg

1	AM241	2.646	2.219	2.253	0.100	1.174	A	N
1	CM244	1.244	3.100	1.247	0.065	0.998	A	A
1	CO60	8.927	2.620	9.660	0.630	0.924	A	A
1	CS137	282.200	3.250	300.670	15.250	0.939	A	W
1	K40	1343.000	157.000	1480.000	77.800	0.907	A	W
1	PU239	3.110	0.756	3.427	0.149	0.907	A	W
1	SR90	424.400	5.920	476.260	6.673	0.891	A	A

Matrix: WA Water Bq / L

1	AM241	2.809	0.432	3.043	0.082	0.923	A	W
1	CO60	303.521	21.930	268.670	9.710	1.130	W	A
1	CS134	64.630	4.100	60.200	1.860	1.074	A	A
1	CS137	92.800	10.927	81.430	4.280	1.140	W	W
1	Gross Alpha	214.320	26.160	210.000	21.000	1.021	A	A

Values for elemental uranium are reported in µg/filter, g, or mL. pCi/g or mL=Bq x 0.027**Evaluation:** A=Acceptable, W=Acceptable with Warning, N=Not Acceptable

If the evaluation system is not appropriate for the types of analyses performed in your lab, apply a site specific evaluation.

QAP 57 Results by Laboratory**Lab:** TO Eberline Services Oak Ridge Laboratory

No. Test	Radionuclide	Reported Value	Reported Error	EML Value	EML Error	Reported EML	Evaluation	QAP 56 Evaluation
Matrix: WA Water Bq/L								
1	Gross Beta	675.050	39.110	900.000	90.000	0.750	W	A
1	H3	285.000	15.925	227.300	5.615	1.254	A	A
1	PU238	3.973	0.611	4.331	0.117	0.917	A	A
1	PU239	2.108	0.340	2.070	0.074	1.018	A	A
1	SR90	7.653	0.187	8.690	0.420	0.881	A	W
1	U	0.261	0.002	0.273	0.012	0.957	A	
1	U234	3.239	0.507	3.323	0.114	0.975	A	A
1	U238	3.229	0.505	3.370	0.140	0.958	A	A

Values for elemental uranium are reported in $\mu\text{g}/\text{filter}$, g, or mL. pCi/g or mL=Bq x 0.027

Evaluation: A=Acceptable, W=Acceptable with Warning, N=Not Acceptable

If the evaluation system is not appropriate for the types of analyses performed in your lab, apply a site specific evaluation.

QAP 57 Results by Laboratory**Lab:** TP Taiwan Power Company, Taipei, Taiwan

No. Test	Radionuclide	Reported Value	Reported Error	EML Value	EML Error	Reported EML	Evaluation	QAP 56 Evaluation
Matrix: AI Air Filter Bq / filter								
1	CO60	23.180	0.310	23.000	0.059	1.008	A	A
1	CS137	33.380	0.780	32.500	0.777	1.027	A	A
1	Gross Alpha	0.260	0.020	0.287	0.029	0.906	A	
1	Gross Beta	0.690	0.010	0.871	0.087	0.792	W	
1	MN54	52.920	1.520	52.200	1.170	1.014	A	A
1	SR90	6.300	0.200	5.561	0.119	1.133	A	

Matrix: SO Soil Bq / kg

1	AC228	45.220	0.580	42.300	1.560	1.069	A	A
1	BI212	44.880	4.920	45.930	4.510	0.977	A	W
1	BI214	40.110	2.610	33.630	1.560	1.193	A	A
1	CS137	846.000	5.970	829.330	41.580	1.020	A	A
1	K40	671.590	8.920	637.670	34.260	1.053	A	A
1	PB212	43.400	0.870	43.430	2.710	0.999	A	A
1	PB214	39.650	0.920	35.200	1.510	1.126	A	A
1	SR90	42.200	4.600	41.160	0.253	1.025	A	

Matrix: VE Vegetation Bq / kg

1	CO60	9.980	0.590	9.660	0.630	1.033	A	A
1	CS137	330.220	5.970	300.670	15.250	1.098	A	A
1	K40	1527.480	33.050	1480.000	77.800	1.032	A	A
1	SR90	389.000	19.000	476.260	6.673	0.817	A	

Matrix: WA Water Bq / L

1	CO60	275.550	3.990	268.670	9.710	1.026	A	A
1	CS134	60.340	0.820	60.200	1.860	1.002	A	
1	CS137	87.500	0.630	81.430	4.280	1.075	A	A
1	Gross Alpha	215.000	8.000	210.000	21.000	1.024	A	
1	Gross Beta	821.000	23.000	900.000	90.000	0.912	A	
1	H3	247.600	7.900	227.300	5.615	1.089	A	
1	SR90	10.010	0.940	8.690	0.420	1.152	W	

Values for elemental uranium are reported in µg/filter, g, or mL. pCi/g or mL=Bq x 0.027**Evaluation:** A=Acceptable, W=Acceptable with Warning, N=Not Acceptable

If the evaluation system is not appropriate for the types of analyses performed in your lab, apply a site specific evaluation.

QAP 57 Results by Laboratory**Lab:** TQ Institute of Nuclear Energy Research, Taiwan

No. Test	Radionuclide	Reported Value	Reported Error	EML Value	EML Error	Reported EML	Evaluation	QAP 56 Evaluation
Matrix: AI Air Filter Bq / filter								
1	CO60	23.200	0.340	23.000	0.059	1.009	A	A
1	CS137	34.110	0.510	32.500	0.777	1.050	A	A
1	Gross Alpha	0.310	0.010	0.287	0.029	1.080	A	A
1	Gross Beta	0.880	0.010	0.871	0.087	1.010	A	A
1	MN54	51.780	0.670	52.200	1.170	0.992	A	A
1	SR90	4.900	0.090	5.561	0.119	0.881	A	

Matrix: SO Soil Bq / kg

1	AC228	44.800	1.100	42.300	1.560	1.059	A	A
1	BI212	52.000	3.600	45.930	4.510	1.132	A	A
1	BI214	38.600	1.300	33.630	1.560	1.148	A	A
1	CS137	866.000	14.000	829.330	41.580	1.044	A	A
1	K40	672.000	14.000	637.670	34.260	1.054	A	A
1	PB212	50.800	1.200	43.430	2.710	1.170	A	A
1	PB214	42.000	1.100	35.200	1.510	1.193	A	A
1	SR90	38.800	1.400	41.160	0.253	0.943	A	A

Matrix: VE Vegetation Bq / kg

1	CO60	11.300	0.400	9.660	0.630	1.170	A	A
1	CS137	340.000	5.200	300.670	15.250	1.131	A	A
1	K40	1657.000	29.000	1480.000	77.800	1.120	A	A
1	SR90	325.000	5.000	476.260	6.673	0.682	W	A

Matrix: WA Water Bq / L

1	CO60	279.500	4.900	268.670	9.710	1.040	A	A
1	CS134	61.100	1.200	60.200	1.860	1.015	A	
1	CS137	89.900	1.800	81.430	4.280	1.104	A	A
1	Gross Alpha	226.000	30.000	210.000	21.000	1.076	A	A
1	Gross Beta	849.000	19.000	900.000	90.000	0.943	A	A
1	H3	218.800	0.700	227.300	5.615	0.963	A	A
1	SR90	9.200	0.120	8.690	0.420	1.059	A	W

Values for elemental uranium are reported in µg/filter, g, or mL. pCi/g or mL=Bq x 0.027**Evaluation:** A=Acceptable, W=Acceptable with Warning, N=Not Acceptable

If the evaluation system is not appropriate for the types of analyses performed in your lab, apply a site specific evaluation.

QAP 57 Results by Laboratory**Lab:** TT Tracer Technologies International, Inc., Cleveland

No. Test	Radionuclide	Reported Value	Reported Error	EML Value	EML Error	Reported EML	Evaluation	QAP 56 Evaluation
Matrix: WA Water Bq/L								
1	AM241	3.400	0.400	3.043	0.082	1.117	A	
1	CO60	287.000	9.000	268.670	9.710	1.068	A	
1	CS134	57.000	2.000	60.200	1.860	0.947	A	
1	CS137	88.000	6.000	81.430	4.280	1.081	A	
1	H3	227.000	11.000	227.300	5.615	0.999	A	

Values for elemental uranium are reported in $\mu\text{g}/\text{filter}$, g, or mL. pCi/g or mL=Bq x 0.027

Evaluation: A=Acceptable, W=Acceptable with Warning, N=Not Acceptable

If the evaluation system is not appropriate for the types of analyses performed in your lab, apply a site specific evaluation.

QAP 57 Results by Laboratory**Lab:** TW Taiwan Radiation Monitoring Center

No. Test	Radionuclide	Reported Value	Reported Error	EML Value	EML Error	Reported EML	Evaluation	QAP 56 Evaluation
Matrix: AI Air Filter Bq / filter								
1	CO60	23.700	0.190	23.000	0.059	1.030	A	A
1	CS137	33.600	0.360	32.500	0.777	1.034	A	A
1	MN54	54.100	0.500	52.200	1.170	1.036	A	A
Matrix: SO Soil Bq / kg								
1	AC228	46.000	1.960	42.300	1.560	1.087	A	A
1	BI212	44.800	4.370	45.930	4.510	0.975	A	A
1	CS137	847.000	6.950	829.330	41.580	1.021	A	A
1	K40	658.000	15.900	637.670	34.260	1.032	A	A
1	PB212	43.300	0.900	43.430	2.710	0.997	A	A
1	PB214	40.600	1.910	35.200	1.510	1.153	A	A
1	PU238	17.500	0.590	19.203	0.855	0.911	A	A
1	PU239	12.370	0.560	12.903	0.465	0.959	A	A
1	SR90	48.570	2.460	41.160	0.253	1.180	A	A
Matrix: VE Vegetation Bq / kg								
1	CO60	9.850	0.530	9.660	0.630	1.020	A	A
1	CS137	337.000	5.060	300.670	15.250	1.121	A	A
1	K40	1599.000	42.000	1480.000	77.800	1.080	A	A
1	SR90	493.370	8.260	476.260	6.673	1.036	A	A
Matrix: WA Water Bq / L								
1	CO60	262.000	2.960	268.670	9.710	0.975	A	A
1	CS134	55.700	1.090	60.200	1.860	0.925	A	W
1	CS137	80.400	1.680	81.430	4.280	0.987	A	A
1	Gross Alpha	212.370	17.920	210.000	21.000	1.011	A	A
1	Gross Beta	817.790	40.860	900.000	90.000	0.909	A	A
1	H3	246.100	1.570	227.300	5.615	1.083	A	A
1	SR90	8.720	0.350	8.690	0.420	1.003	A	A
1	U234	3.180	0.090	3.323	0.114	0.957	A	A
1	U238	3.150	0.090	3.370	0.140	0.935	A	A

Values for elemental uranium are reported in µg/filter, g, or mL. pCi/g or mL=Bq x 0.027
Evaluation: A=Acceptable, W=Acceptable with Warning, N=Not Acceptable

If the evaluation system is not appropriate for the types of analyses performed in your lab, apply a site specific evaluation.

QAP 57 Results by Laboratory**Lab:** TX Texas Dept. of Health/Laboratories, Austin

No. Test	Radionuclide	Reported Value	Reported Error	EML Value	EML Error	Reported EML	Evaluation	QAP 56 Evaluation
Matrix: AI Air Filter Bq / filter								
1	CO60	23.600	0.200	23.000	0.059	1.026	A	A
1	CS137	34.200	0.500	32.500	0.777	1.052	A	A
1	Gross Alpha	0.160	0.010	0.287	0.029	0.557	N	W
1	Gross Beta	0.800	0.040	0.871	0.087	0.918	A	A
1	MN54	55.200	0.700	52.200	1.170	1.057	A	A
1	PU238	0.108	0.003	0.119	0.003	0.906	A	A
1	PU239	0.211	0.006	0.206	0.002	1.025	A	A
1	U234	0.206	0.004	0.228	0.006	0.905	A	A
1	U238	0.203	0.004	0.230	0.006	0.883	W	A

Matrix: SO Soil Bq / kg

1	AC228	41.200	1.400	42.300	1.560	0.974	A	A
1	BI212	26.900	3.400	45.930	4.510	0.586	W	W
1	BI214	33.500	1.200	33.630	1.560	0.996	A	A
1	CS137	833.000	11.000	829.330	41.580	1.004	A	A
1	K40	642.000	15.000	637.670	34.260	1.007	A	A
1	PB212	40.400	1.100	43.430	2.710	0.930	A	A
1	PB214	35.000	1.200	35.200	1.510	0.994	A	A
1	PU238	18.400	0.700	19.203	0.855	0.958	A	
1	PU239	12.900	0.600	12.903	0.465	1.000	A	A
1	SR90	42.700	6.100	41.160	0.253	1.037	A	A
1	U234	41.400	0.800	42.320	3.100	0.978	A	A
1	U238	45.800	0.900	44.890	3.200	1.020	A	A

Matrix: VE Vegetation Bq / kg

1	CO60	12.900	1.000	9.660	0.630	1.335	W	W
1	CS137	359.000	6.000	300.670	15.250	1.194	W	A
1	K40	1645.000	38.000	1480.000	77.800	1.111	A	A
1	PU239	3.660	0.270	3.427	0.149	1.068	A	A
1	SR90	420.000	22.000	476.260	6.673	0.882	A	A

Matrix: WA Water Bq / L

1	CO60	283.000	2.000	268.670	9.710	1.053	A	A
1	CS134	62.700	0.600	60.200	1.860	1.042	A	W
1	CS137	85.800	1.300	81.430	4.280	1.054	A	A
1	Gross Alpha	215.000	13.000	210.000	21.000	1.024	A	A
1	Gross Beta	821.000	27.000	900.000	90.000	0.912	A	A
1	H3	261.000	18.000	227.300	5.615	1.148	A	A
1	PU238	4.120	0.080	4.331	0.117	0.951	A	W
1	PU239	2.160	0.050	2.070	0.074	1.043	A	A
1	SR90	8.230	0.810	8.690	0.420	0.947	A	A
1	U234	3.070	0.050	3.323	0.114	0.924	A	W
1	U238	3.070	0.050	3.370	0.140	0.911	A	W

Values for elemental uranium are reported in µg/filter, g, or mL. pCi/g or mL=Bq x 0.027**Evaluation:** A=Acceptable, W=Acceptable with Warning, N=Not Acceptable

If the evaluation system is not appropriate for the types of analyses performed in your lab, apply a site specific evaluation.

QAP 57 Results by Laboratory**Lab:** UC United States Enrichment Corporation, Paducah, KY

No. Test	Radionuclide	Reported Value	Reported Error	EML Value	EML Error	Reported EML	Evaluation	QAP 56 Evaluation
Matrix: AI Air Filter Bq / filter								
1	CO60	23.800	4.310	23.000	0.059	1.035	A	
1	CS137	52.680	10.550	32.500	0.777	1.621	N	
1	Gross Beta	0.680	0.040	0.871	0.087	0.781	W	W
1	MN54	73.620	33.820	52.200	1.170	1.410	N	
1	PU238	0.027	0.012	0.119	0.003	0.227	N	
1	PU239	0.065	0.017	0.206	0.002	0.317	N	A
Matrix: SO Soil Bq / kg								
1	CS137	953.000	105.000	829.330	41.580	1.149	A	A
1	K40	692.000	79.500	637.670	34.260	1.085	A	A
1	PU239	13.600	2.780	12.903	0.465	1.054	A	A
1	U	1.830		3.610	0.320	0.507	W	
Matrix: VE Vegetation Bq / kg								
1	CO60	11.700	2.340	9.660	0.630	1.211	A	W
1	CS137	373.000	39.800	300.670	15.250	1.241	W	A
1	K40	1790.000	276.000	1480.000	77.800	1.209	A	A
1	PU239	5.320	2.650	3.427	0.149	1.552	N	
Matrix: WA Water Bq / L								
1	CO60	285.000	28.800	268.670	9.710	1.061	A	A
1	CS134	61.600	6.410	60.200	1.860	1.023	A	
1	CS137	87.300	9.580	81.430	4.280	1.072	A	A
1	Gross Alpha	232.820	23.190	210.000	21.000	1.109	A	A
1	Gross Beta	807.450	42.820	900.000	90.000	0.897	A	A
1	PU238	4.090	0.779	4.331	0.117	0.944	A	A
1	PU239	1.940	0.372	2.070	0.074	0.937	A	A
1	U	0.255		0.273	0.012	0.935	A	

Values for elemental uranium are reported in µg/filter, g, or mL. pCi/g or mL=Bq x 0.027
Evaluation: A=Acceptable, W=Acceptable with Warning, N=Not Acceptable

If the evaluation system is not appropriate for the types of analyses performed in your lab, apply a site specific evaluation.

QAP 57 Results by Laboratory**Lab:** UG USGS Menlo Park WRD sediment radioisotope laboratory

No. Test	Radionuclide	Reported Value	Reported Error	EML Value	EML Error	Reported EML	Evaluation	QAP 56 Evaluation
Matrix: SO Soil Bq/kg								
2	BI214	36.400	5.500	33.630	1.560	1.082	A	
1	BI214	37.700	3.800	33.630	1.560	1.121	A	
1	CS137	782.200	11.100	829.330	41.580	0.943	A	A
2	CS137	843.400	14.500	829.330	41.580	1.017	A	A
1	PB214	39.500	2.100	35.200	1.510	1.122	A	
2	PB214	38.600	6.100	35.200	1.510	1.097	A	

Values for elemental uranium are reported in $\mu\text{g}/\text{filter}$, g, or mL. pCi/g or mL=Bq x 0.027

Evaluation: A=Acceptable, W=Acceptable with Warning, N=Not Acceptable

If the evaluation system is not appropriate for the types of analyses performed in your lab, apply a site specific evaluation.

QAP 57 Results by Laboratory**Lab:** UL USL16, New York

No. Test	Radionuclide	Reported Value	Reported Error	EML Value	EML Error	<u>Reported</u> EML	Evaluation	QAP 56 Evaluation
Matrix: AI Air Filter Bq / filter								
1	CO60	27.200	1.500	23.000	0.059	1.183	W	
1	CS137	35.800	2.000	32.500	0.777	1.102	A	
1	MN54	51.450	3.000	52.200	1.170	0.986	A	

Values for elemental uranium are reported in $\mu\text{g}/\text{filter}$, g, or mL. $\text{pCi/g or mL}=\text{Bq} \times 0.027$

Evaluation: A=Acceptable, W=Acceptable with Warning, N=Not Acceptable

If the evaluation system is not appropriate for the types of analyses performed in your lab, apply a site specific evaluation.

QAP 57 Results by Laboratory**Lab:** US Unitech, Springfield, MA

No. Test	Radionuclide	Reported Value	Reported Error	EML Value	EML Error	Reported EML	Evaluation	QAP 56 Evaluation
Matrix: WA Water Bq/L								
1	AM241	3.487	2.998	3.043	0.082	1.146	A	
1	CO60	269.400	42.730	268.670	9.710	1.003	A	A
1	CS134	50.220	9.172	60.200	1.860	0.834	W	W
1	CS137	87.460	12.000	81.430	4.280	1.074	A	A

Values for elemental uranium are reported in $\mu\text{g}/\text{filter}$, g, or mL. pCi/g or mL=Bq x 0.027

Evaluation: A=Acceptable, W=Acceptable with Warning, N=Not Acceptable

If the evaluation system is not appropriate for the types of analyses performed in your lab, apply a site specific evaluation.

QAP 57 Results by Laboratory**Lab:** UY BWXT Y-12, L.L.C. Analytical Chemistry Organization Oak Ridge

No. Test	Radionuclide	Reported Value	Reported Error	EML Value	EML Error	Reported EML	Evaluation	QAP 56 Evaluation
Matrix: AI Air Filter Bq / filter								
1	AM241	0.179	0.018	0.191	0.004	0.939	A	A
1	Bq U	0.446	0.070	0.467	0.008	0.956	A	A
1	CO60	25.100	1.800	23.000	0.059	1.091	A	A
1	CS137	35.300	3.600	32.500	0.777	1.086	A	A
1	Gross Alpha	0.254	0.026	0.287	0.029	0.885	A	A
1	Gross Beta	0.769	0.041	0.871	0.087	0.883	A	A
1	MN54	58.400	7.500	52.200	1.170	1.119	A	A
1	PU238	0.104	0.011	0.119	0.003	0.872	W	A
1	PU239	0.193	0.020	0.206	0.002	0.938	A	A
1	SR90	4.900	0.090	5.561	0.119	0.881	A	A
Matrix: SO Soil Bq / kg								
1	AC228	40.800	9.700	42.300	1.560	0.965	A	
1	AM241	6.890	1.900	6.767	0.301	1.018	A	A
1	Bq U	90.000	14.000	87.210	7.300	1.032	A	A
1	CS137	796.000	81.000	829.330	41.580	0.960	A	W
1	K40	622.000	76.000	637.670	34.260	0.975	A	W
1	PU238	19.700	3.300	19.203	0.855	1.026	A	
1	PU239	13.100	2.500	12.903	0.465	1.015	A	A
1	SR90	40.800	6.900	41.160	0.253	0.991	A	W
1	TH234	47.000	6.600	48.400	4.830	0.971	A	A
1	U	3.730	0.400	3.610	0.320	1.033	A	
Matrix: VE Vegetation Bq / kg								
1	AM241	1.660	0.280	2.253	0.100	0.737	W	A
1	CM244	0.726	0.170	1.247	0.065	0.582	N	W
1	CO60	11.500	3.000	9.660	0.630	1.190	A	A
1	CS137	315.000	33.000	300.670	15.250	1.048	A	A
1	K40	1562.000	190.000	1480.000	77.800	1.055	A	A
1	PU238	0.224	0.100	0.277	0.037	0.809	A	
1	PU239	3.320	0.490	3.427	0.149	0.969	A	A
1	SR90	359.000	8.700	476.260	6.673	0.754	A	A
Matrix: WA Water Bq / L								
1	AM241	2.730	0.280	3.043	0.082	0.897	W	A
1	Bq U	6.470	0.680	6.836	0.266	0.946	A	A
1	CO60	279.000	20.000	268.670	9.710	1.038	A	A
1	CS134	65.100	3.500	60.200	1.860	1.081	A	A
1	CS137	86.400	9.000	81.430	4.280	1.061	A	A
1	Gross Alpha	214.000	20.000	210.000	21.000	1.019	A	A
1	Gross Beta	745.000	30.000	900.000	90.000	0.828	A	A
1	H3	224.000	26.000	227.300	5.615	0.985	A	A
1	PU238	3.940	0.380	4.331	0.117	0.910	A	A

Values for elemental uranium are reported in µg/filter, g, or mL. pCi/g or mL=Bq x 0.027**Evaluation:** A=Acceptable, W=Acceptable with Warning, N=Not Acceptable

If the evaluation system is not appropriate for the types of analyses performed in your lab, apply a site specific evaluation.

QAP 57 Results by Laboratory**Lab:** UY BWXT Y-12, L.L.C. Analytical Chemistry Organization Oak Ridge

No. Test	Radionuclide	Reported Value	Reported Error	EML Value	EML Error	Reported EML	Evaluation	QAP 56 Evaluation
Matrix: WA Water Bq/L								
1	PU239	1.980	0.190	2.070	0.074	0.956	A	A
1	SR90	7.470	0.220	8.690	0.420	0.860	A	A
1	U	0.268	0.030	0.273	0.012	0.983	A	

Values for elemental uranium are reported in $\mu\text{g}/\text{filter}$, g, or mL. pCi/g or mL=Bq x 0.027

Evaluation: A=Acceptable, W=Acceptable with Warning, N=Not Acceptable

If the evaluation system is not appropriate for the types of analyses performed in your lab, apply a site specific evaluation.

QAP 57 Results by Laboratory**Lab:** WA Environmental Radiation Lab, Off. of Public Health Labs. Seattle

No. Test	Radionuclide	Reported Value	Reported Error	EML Value	EML Error	Reported EML	Evaluation	QAP 56 Evaluation
Matrix: AI Air Filter Bq / filter								
1	AM241	0.157	0.023	0.191	0.004	0.823	W	A
1	Bq U	0.414	0.033	0.467	0.008	0.887	W	A
1	CO60	22.000	1.000	23.000	0.059	0.957	A	A
1	CS137	33.000	5.000	32.500	0.777	1.015	A	A
1	Gross Alpha	0.360	0.070	0.287	0.029	1.254	W	W
1	Gross Beta	0.790	0.040	0.871	0.087	0.907	A	A
1	MN54	55.000	14.000	52.200	1.170	1.054	A	W
1	PU238	0.102	0.016	0.119	0.003	0.856	W	
1	PU239	0.184	0.024	0.206	0.002	0.894	A	
1	SR90	6.360	0.520	5.561	0.119	1.144	A	A
1	U234	0.195	0.021	0.228	0.006	0.857	W	A
1	U238	0.210	0.022	0.230	0.006	0.913	A	A

Matrix: SO Soil Bq / kg

1	AC228	44.000	4.000	42.300	1.560	1.040	A	W
1	AM241	5.660	0.740	6.767	0.301	0.836	W	N
1	BI212	22.000	9.000	45.930	4.510	0.479	N	A
1	BI214	33.000	3.000	33.630	1.560	0.981	A	A
1	Bq U	90.000	7.000	87.210	7.300	1.032	A	A
1	CS137	851.000	37.000	829.330	41.580	1.026	A	A
1	K40	659.000	33.000	637.670	34.260	1.033	A	A
1	PB212	45.000	4.000	43.430	2.710	1.036	A	A
1	PB214	36.000	4.000	35.200	1.510	1.023	A	A
1	PU238	17.400	1.600	19.203	0.855	0.906	A	
1	PU239	12.600	1.300	12.903	0.465	0.976	A	A
1	SR90	43.700	4.100	41.160	0.253	1.062	A	A
1	TH234	78.000	16.000	48.400	4.830	1.612	W	A
1	U234	43.000	4.000	42.320	3.100	1.016	A	A
1	U238	45.000	4.000	44.890	3.200	1.002	A	A

Matrix: VE Vegetation Bq / kg

1	AM241	1.840	0.320	2.253	0.100	0.817	W	A
1	CM244	0.830	0.210	1.247	0.065	0.666	W	A
1	CO60	10.700	1.400	9.660	0.630	1.108	A	A
1	CS137	303.000	20.000	300.670	15.250	1.008	A	A
1	K40	1580.000	40.000	1480.000	77.800	1.068	A	A
1	PU238	0.310	0.120	0.277	0.037	1.120	A	
1	PU239	2.800	0.440	3.427	0.149	0.817	W	N
1	SR90	477.000	19.000	476.260	6.673	1.002	A	A

Matrix: WA Water Bq / L

1	AM241	2.630	0.180	3.043	0.082	0.864	W	A
1	Bq U	6.360	0.360	6.836	0.266	0.930	A	A

Values for elemental uranium are reported in µg/filter, g, or mL. pCi/g or mL=Bq x 0.027**Evaluation:** A=Acceptable, W=Acceptable with Warning, N=Not Acceptable

If the evaluation system is not appropriate for the types of analyses performed in your lab, apply a site specific evaluation.

QAP 57 Results by Laboratory**Lab:** WA Environmental Radiation Lab, Off. of Public Health Labs. Seattle

No. Test	Radionuclide	Reported Value	Reported Error	EML Value	EML Error	Reported EML	Evaluation	QAP 56 Evaluation
Matrix: WA Water Bq/L								
1	CO60	279.000	5.000	268.670	9.710	1.038	A	A
1	CS134	54.400	3.500	60.200	1.860	0.904	A	A
1	CS137	85.900	5.800	81.430	4.280	1.055	A	A
1	Gross Alpha	228.000	33.000	210.000	21.000	1.086	A	
1	Gross Beta	992.000	49.000	900.000	90.000	1.102	A	
1	H3	260.000	6.000	227.300	5.615	1.144	A	A
1	PU238	4.480	0.360	4.331	0.117	1.034	A	W
1	PU239	2.210	0.210	2.070	0.074	1.067	A	A
1	SR90	9.630	0.880	8.690	0.420	1.108	A	A
1	U234	3.070	0.200	3.323	0.114	0.924	A	W
1	U238	3.140	0.210	3.370	0.140	0.932	A	A

Values for elemental uranium are reported in µg/filter, g, or mL. pCi/g or mL=Bq x 0.027

Evaluation: A=Acceptable, W=Acceptable with Warning, N=Not Acceptable

If the evaluation system is not appropriate for the types of analyses performed in your lab, apply a site specific evaluation.

QAP 57 Results by Laboratory**Lab:** WC Fluor Hanford WSCF, Waste Sampling and Characterization Facility

No. Test	Radionuclide	Reported Value	Reported Error	EML Value	EML Error	Reported EML	Evaluation	QAP 56 Evaluation
Matrix: AI Air Filter Bq / filter								
1	AM241	0.190	0.040	0.191	0.004	0.996	A	A
1	CO60	23.300	1.830	23.000	0.059	1.013	A	A
1	CS137	33.700	4.500	32.500	0.777	1.037	A	A
1	Gross Alpha	0.390	0.050	0.287	0.029	1.359	W	A
1	Gross Beta	0.730	0.080	0.871	0.087	0.838	W	A
1	MN54	53.700	7.240	52.200	1.170	1.029	A	A
1	PU238	0.100	0.025	0.119	0.003	0.839	W	A
1	PU239	0.190	0.040	0.206	0.002	0.923	A	A
1	SR90	6.380	0.930	5.561	0.119	1.147	A	N
1	U234	0.220	0.050	0.228	0.006	0.967	A	W
1	U238	0.230	0.050	0.230	0.006	1.000	A	W

Matrix: SO Soil Bq / kg

1	AM241	6.750	1.650	6.767	0.301	0.997	A	A
1	CS137	844.000	129.000	829.330	41.580	1.018	A	A
1	K40	731.000	86.700	637.670	34.260	1.146	A	A
1	PU239	13.800	2.940	12.903	0.465	1.069	A	W
1	SR90	50.000	8.700	41.160	0.253	1.215	A	W
1	U234	23.500	4.800	42.320	3.100	0.555	N	W
1	U238	27.000	5.500	44.890	3.200	0.601	N	W

Matrix: VE Vegetation Bq / kg

1	AM241	2.000	1.000	2.253	0.100	0.888	A	A
1	CM244	1.320	0.770	1.247	0.065	1.059	A	A
1	CO60	9.840	2.010	9.660	0.630	1.019	A	A
1	CS137	327.000	38.300	300.670	15.250	1.088	A	A
1	K40	1770.000	209.000	1480.000	77.800	1.196	A	W
1	PU239	3.100	0.900	3.427	0.149	0.905	A	A
1	SR90	526.000	70.700	476.260	6.673	1.104	W	A

Matrix: WA Water Bq / L

1	AM241	2.700	0.470	3.043	0.082	0.887	W	A
1	CO60	292.000	22.700	268.670	9.710	1.087	A	A
1	CS134	61.200	3.800	60.200	1.860	1.017	A	A
1	CS137	90.500	12.400	81.430	4.280	1.111	A	A
1	Gross Alpha	273.000	31.000	210.000	21.000	1.300	N	W
1	Gross Beta	792.000	81.000	900.000	90.000	0.880	A	A
1	H3	225.000	46.100	227.300	5.615	0.990	A	A
1	PU238	4.240	0.810	4.331	0.117	0.979	A	A
1	PU239	2.160	0.420	2.070	0.074	1.043	A	A
1	SR90	8.930	1.210	8.690	0.420	1.028	A	A
1	U234	3.220	0.610	3.323	0.114	0.969	A	W
1	U238	3.250	0.610	3.370	0.140	0.964	A	A

Values for elemental uranium are reported in µg/filter, g, or mL. pCi/g or mL=Bq x 0.027**Evaluation:** A=Acceptable, W=Acceptable with Warning, N=Not Acceptable

If the evaluation system is not appropriate for the types of analyses performed in your lab, apply a site specific evaluation.

QAP 57 Results by Laboratory**Lab:** WE Antech Ltd.-Waltz Mill Site, PA

No. Test	Radionuclide	Reported Value	Reported Error	EML Value	EML Error	Reported EML	Evaluation	QAP 56 Evaluation
Matrix: AI Air Filter Bq / filter								
1	AM241	0.189	0.037	0.191	0.004	0.991	A	A
1	CO60	22.290	4.070	23.000	0.059	0.969	A	A
1	CS137	32.250	3.200	32.500	0.777	0.992	A	A
1	Gross Alpha	0.308	0.061	0.287	0.029	1.073	A	A
1	Gross Beta	1.010	0.115	0.871	0.087	1.160	A	A
1	MN54	52.330	3.957	52.200	1.170	1.002	A	A
1	PU238	0.054	0.015	0.119	0.003	0.453	N	W
1	PU239	0.120	0.025	0.206	0.002	0.583	N	A
1	SR90	5.405	0.535	5.561	0.119	0.972	A	A
1	U234	0.216	0.036	0.228	0.006	0.949	A	A
1	U238	0.211	0.037	0.230	0.006	0.918	A	A
Matrix: SO Soil Bq / kg								
1	BI212	33.410	11.240	45.930	4.510	0.727	A	A
1	BI214	32.510	2.550	33.630	1.560	0.967	A	W
1	CS137	840.100	46.980	829.330	41.580	1.013	A	A
1	K40	627.700	31.080	637.670	34.260	0.984	A	A
1	PB212	41.960	4.359	43.430	2.710	0.966	A	A
1	PB214	34.840	2.436	35.200	1.510	0.990	A	A
1	SR90	42.800	13.000	41.160	0.253	1.040	A	A
Matrix: VE Vegetation Bq / kg								
1	CO60	10.890	1.210	9.660	0.630	1.127	A	A
1	CS137	316.400	26.860	300.670	15.250	1.052	A	A
1	K40	1492.000	66.690	1480.000	77.800	1.008	A	A
1	SR90	486.300	47.300	476.260	6.673	1.021	A	A
Matrix: WA Water Bq / L								
1	AM241	2.470	0.410	3.043	0.082	0.812	W	A
1	CO60	274.200	9.736	268.670	9.710	1.021	A	A
1	CS134	55.030	1.686	60.200	1.860	0.914	A	W
1	CS137	85.630	4.577	81.430	4.280	1.052	A	A
1	Gross Alpha	212.000	82.000	210.000	21.000	1.010	A	W
1	Gross Beta	1084.000	307.000	900.000	90.000	1.204	A	A
1	PU238	3.540	0.613	4.331	0.117	0.817	W	W
1	PU239	1.880	0.332	2.070	0.074	0.908	A	A
1	SR90	8.465	0.795	8.690	0.420	0.974	A	A
1	U234	2.920	0.470	3.323	0.114	0.879	W	A
1	U238	3.000	0.485	3.370	0.140	0.890	W	A

Values for elemental uranium are reported in µg/filter, g, or mL. pCi/g or mL=Bq x 0.027
Evaluation: A=Acceptable, W=Acceptable with Warning, N=Not Acceptable

If the evaluation system is not appropriate for the types of analyses performed in your lab, apply a site specific evaluation.

QAP 57 Results by Laboratory**Lab:** WI WIPP Site, Westinghouse Electric Corp.

No. Test	Radionuclide	Reported Value	Reported Error	EML Value	EML Error	Reported EML	Evaluation	QAP 56 Evaluation
Matrix: AI Air Filter Bq / filter								
2	AM241	0.172	0.024	0.191	0.004	0.902	A	A
1	AM241	0.188	0.026	0.191	0.004	0.986	A	A
2	Bq U	0.458	0.043	0.467	0.008	0.982	A	A
1	Bq U	0.432	0.040	0.467	0.008	0.926	A	A
2	CO60	23.200	3.180	23.000	0.059	1.009	A	A
3	CO60	23.000	3.040	23.000	0.059	1.000	A	A
1	CO60	22.600	2.990	23.000	0.059	0.983	A	A
3	CS137	32.700	4.410	32.500	0.777	1.006	A	A
2	CS137	31.800	4.510	32.500	0.777	0.978	A	A
1	CS137	32.100	4.320	32.500	0.777	0.988	A	A
1	Gross Alpha	0.270	0.034	0.287	0.029	0.941	A	A
3	Gross Alpha	0.259	0.033	0.287	0.029	0.902	A	A
2	Gross Alpha	0.288	0.036	0.287	0.029	1.003	A	A
1	Gross Beta	0.751	0.081	0.871	0.087	0.862	A	A
2	Gross Beta	0.707	0.076	0.871	0.087	0.812	W	A
3	Gross Beta	0.698	0.075	0.871	0.087	0.801	W	A
1	MN54	54.000	7.230	52.200	1.170	1.034	A	A
2	MN54	53.500	7.520	52.200	1.170	1.025	A	A
3	MN54	54.000	7.240	52.200	1.170	1.034	A	A
1	PU238	0.113	0.016	0.119	0.003	0.948	A	A
2	PU238	0.117	0.020	0.119	0.003	0.982	A	A
1	PU239	0.210	0.028	0.206	0.002	1.020	A	A
2	PU239	0.228	0.035	0.206	0.002	1.108	A	A
1	SR90	4.680	0.249	5.561	0.119	0.842	A	A
2	SR90	4.730	0.240	5.561	0.119	0.851	A	A

Matrix: SO Soil Bq / kg

2	AC228	40.400	6.650	42.300	1.560	0.955	A	W
3	AC228	39.100	6.490	42.300	1.560	0.924	A	W
1	AC228	39.800	6.570	42.300	1.560	0.941	A	W
1	AM241	6.490	1.150	6.767	0.301	0.959	A	A
2	AM241	5.440	1.020	6.767	0.301	0.804	W	A
3	AM241	6.070	1.090	6.767	0.301	0.897	A	A
2	BI212	40.200	10.700	45.930	4.510	0.875	A	A
1	BI212	49.700	15.800	45.930	4.510	1.082	A	A
3	BI212	35.100	9.730	45.930	4.510	0.764	A	A
1	BI214	29.000	4.520	33.630	1.560	0.862	W	
3	BI214	27.200	4.330	33.630	1.560	0.809	W	
2	BI214	30.800	4.680	33.630	1.560	0.916	A	
1	Bq U	70.270	6.434	87.210	7.300	0.806	A	A
2	Bq U	66.690	6.124	87.210	7.300	0.765	W	A
3	Bq U	63.670	5.760	87.210	7.300	0.730	W	A
3	CS137	759.000	96.000	829.330	41.580	0.915	A	W
2	CS137	756.000	95.600	829.330	41.580	0.912	A	W
1	CS137	750.000	94.900	829.330	41.580	0.904	A	W
1	K40	704.000	94.700	637.670	34.260	1.104	A	A

Values for elemental uranium are reported in µg/filter, g, or mL. pCi/g or mL=Bq x 0.027**Evaluation:** A=Acceptable, W=Acceptable with Warning, N=Not Acceptable

If the evaluation system is not appropriate for the types of analyses performed in your lab, apply a site specific evaluation.

QAP 57 Results by Laboratory**Lab:** WI WIPP Site, Westinghouse Electric Corp.

No. Test	Radionuclide	Reported Value	Reported Error	EML Value	EML Error	Reported EML	Evaluation	QAP 56 Evaluation
Matrix: SO Soil Bq/kg								
2	K40	704.000	94.600	637.670	34.260	1.104	A	A
3	K40	733.000	98.400	637.670	34.260	1.149	A	A
2	PB212	50.300	7.240	43.430	2.710	1.158	A	A
3	PB212	50.600	7.260	43.430	2.710	1.165	A	A
1	PB212	49.500	7.130	43.430	2.710	1.140	A	A
3	PB214	37.600	5.970	35.200	1.510	1.068	A	A
2	PB214	35.300	5.370	35.200	1.510	1.003	A	A
1	PB214	35.700	5.440	35.200	1.510	1.014	A	A
1	PU239	5.170	1.070	12.903	0.465	0.401	N	W
3	PU239	5.320	1.070	12.903	0.465	0.412	N	W
2	PU239	4.850	0.894	12.903	0.465	0.376	N	W
2	SR90	39.000	6.070	41.160	0.253	0.948	A	W
3	SR90	35.200	5.900	41.160	0.253	0.855	A	W
1	SR90	35.300	5.940	41.160	0.253	0.858	A	W

Matrix: VE Vegetation Bq/kg

2	AM241	2.310	0.500	2.253	0.100	1.025	A	A
3	AM241	2.220	0.472	2.253	0.100	0.985	A	A
1	AM241	2.180	0.519	2.253	0.100	0.967	A	A
3	CO60	9.610	1.580	9.660	0.630	0.995	A	W
2	CO60	8.650	1.460	9.660	0.630	0.895	W	W
1	CO60	8.300	1.400	9.660	0.630	0.859	W	W
2	CS137	260.000	33.000	300.670	15.250	0.865	W	W
1	CS137	259.000	32.900	300.670	15.250	0.861	W	W
3	CS137	261.000	33.000	300.670	15.250	0.868	W	W
3	K40	1600.000	213.000	1480.000	77.800	1.081	A	A
2	K40	1560.000	207.000	1480.000	77.800	1.054	A	A
1	K40	1520.000	201.000	1480.000	77.800	1.027	A	A
3	PU239	6.490	1.160	3.427	0.149	1.894	N	A
2	PU239	6.700	1.200	3.427	0.149	1.955	N	A
1	PU239	6.820	1.350	3.427	0.149	1.990	N	A
3	SR90	365.000	36.500	476.260	6.673	0.766	A	A
1	SR90	397.000	26.400	476.260	6.673	0.834	A	A
2	SR90	391.000	27.900	476.260	6.673	0.821	A	A

Matrix: WA Water Bq/L

2	AM241	2.450	0.336	3.043	0.082	0.805	W	A
1	AM241	2.470	0.354	3.043	0.082	0.812	W	A
3	AM241	2.530	0.360	3.043	0.082	0.831	W	A
3	Bq U	6.270	0.314	6.836	0.266	0.917	A	A
1	Bq U	5.890	0.516	6.836	0.266	0.862	W	A
2	Bq U	6.030	0.526	6.836	0.266	0.882	A	A
3	CO60	281.000	36.700	268.670	9.710	1.046	A	A
1	CO60	280.000	36.600	268.670	9.710	1.042	A	A
2	CO60	285.000	38.500	268.670	9.710	1.061	A	A

Values for elemental uranium are reported in µg/filter, g, or mL. pCi/g or mL=Bq x 0.027**Evaluation: A=Acceptable, W=Acceptable with Warning, N=Not Acceptable**

If the evaluation system is not appropriate for the types of analyses performed in your lab, apply a site specific evaluation.

QAP 57 Results by Laboratory**Lab:** WI WIPP Site, Westinghouse Electric Corp.

No. Test	Radionuclide	Reported Value	Reported Error	EML Value	EML Error	Reported EML	Evaluation	QAP 56 Evaluation
Matrix: WA Water Bq/L								
3	CS134	60.800	8.230	60.200	1.860	1.010	A	A
1	CS134	61.100	8.260	60.200	1.860	1.015	A	A
2	CS134	61.200	8.760	60.200	1.860	1.017	A	A
1	CS137	85.000	11.500	81.430	4.280	1.044	A	A
3	CS137	84.000	11.300	81.430	4.280	1.032	A	A
2	CS137	82.800	11.800	81.430	4.280	1.017	A	A
3	PU238	3.610	0.509	4.331	0.117	0.834	W	W
1	PU238	4.290	0.618	4.331	0.117	0.991	A	W
2	PU238	4.060	0.581	4.331	0.117	0.937	A	W
3	PU239	1.930	0.281	2.070	0.074	0.932	A	W
2	PU239	2.060	0.304	2.070	0.074	0.995	A	W
1	PU239	2.110	0.314	2.070	0.074	1.019	A	W
3	SR90	7.320	0.440	8.690	0.420	0.842	A	A
1	SR90	7.390	0.452	8.690	0.420	0.850	A	A
2	SR90	7.420	0.457	8.690	0.420	0.854	A	A

Values for elemental uranium are reported in µg/filter, g, or mL. pCi/g or mL=Bq x 0.027

Evaluation: A=Acceptable, W=Acceptable with Warning, N=Not Acceptable

If the evaluation system is not appropriate for the types of analyses performed in your lab, apply a site specific evaluation.

QAP 57 Results by Laboratory**Lab:** WN State Health Radiation Protection Section, Madison, WI

No. Test	Radionuclide	Reported Value	Reported Error	EML Value	EML Error	Reported EML	Evaluation	QAP 56 Evaluation
Matrix: AI Air Filter Bq / filter								
1	AM241	0.240	0.110	0.191	0.004	1.259	A	
3	AM241	0.200	0.090	0.191	0.004	1.049	A	
2	AM241	0.110	0.060	0.191	0.004	0.577	N	
2	CO60	23.600	0.600	23.000	0.059	1.026	A	A
3	CO60	23.700	0.600	23.000	0.059	1.030	A	A
1	CO60	23.400	0.600	23.000	0.059	1.017	A	A
1	CS137	28.300	1.100	32.500	0.777	0.871	W	A
3	CS137	28.900	1.100	32.500	0.777	0.889	W	A
2	CS137	28.700	1.100	32.500	0.777	0.883	W	A
1	MN54	58.500	2.000	52.200	1.170	1.121	A	W
2	MN54	57.400	2.000	52.200	1.170	1.100	A	W
3	MN54	57.800	2.000	52.200	1.170	1.107	A	W

Matrix: SO Soil Bq / kg

3	AC228	35.200	1.400	42.300	1.560	0.832	W	A
2	AC228	36.900	1.100	42.300	1.560	0.872	A	A
1	AC228	38.500	3.000	42.300	1.560	0.910	A	A
1	AM241	5.000	2.200	6.767	0.301	0.739	W	A
3	AM241	5.900	2.800	6.767	0.301	0.872	W	A
2	AM241	8.100	3.600	6.767	0.301	1.197	A	A
3	BI212	23.200	3.400	45.930	4.510	0.505	W	A
2	BI212	23.700	3.300	45.930	4.510	0.516	W	A
1	BI212	24.200	2.400	45.930	4.510	0.527	W	A
1	BI214	29.900	1.200	33.630	1.560	0.889	A	A
2	BI214	28.600	1.600	33.630	1.560	0.850	W	A
3	BI214	28.000	1.400	33.630	1.560	0.833	W	A
1	CS137	719.000	27.000	829.330	41.580	0.867	W	A
2	CS137	726.000	27.000	829.330	41.580	0.875	W	A
3	CS137	730.000	27.000	829.330	41.580	0.880	W	A
2	K40	526.000	25.000	637.670	34.260	0.825	W	A
3	K40	548.000	25.000	637.670	34.260	0.859	W	A
1	K40	552.000	23.000	637.670	34.260	0.866	W	A
1	PB212	34.700	1.500	43.430	2.710	0.799	W	A
2	PB212	35.200	1.700	43.430	2.710	0.810	W	A
3	PB212	34.900	1.600	43.430	2.710	0.804	W	A
3	PB214	29.300	1.400	35.200	1.510	0.832	W	A
1	PB214	31.100	1.200	35.200	1.510	0.884	A	A
2	PB214	32.700	1.600	35.200	1.510	0.929	A	A

Matrix: VE Vegetation Bq / kg

2	AM241	2.000	1.000	2.253	0.100	0.888	A	
1	AM241	3.000	1.400	2.253	0.100	1.331	A	
3	AM241	3.700	1.600	2.253	0.100	1.642	W	
2	CO60	4.700	0.300	9.660	0.630	0.487	N	A
1	CO60	5.500	0.400	9.660	0.630	0.569	N	A

Values for elemental uranium are reported in µg/filter, g, or mL. pCi/g or mL=Bq x 0.027**Evaluation:** A=Acceptable, W=Acceptable with Warning, N=Not Acceptable

If the evaluation system is not appropriate for the types of analyses performed in your lab, apply a site specific evaluation.

QAP 57 Results by Laboratory**Lab:** WN State Health Radiation Protection Section, Madison, WI

No. Test	Radionuclide	Reported Value	Reported Error	EML Value	EML Error	Reported EML	Evaluation	QAP 56 Evaluation
Matrix: VE Vegetation Bq/kg								
3	CO60	4.600	0.300	9.660	0.630	0.476	N	A
1	CS137	152.000	6.000	300.670	15.250	0.506	N	A
3	CS137	151.000	6.000	300.670	15.250	0.502	N	A
2	CS137	150.000	6.000	300.670	15.250	0.499	N	A
3	K40	719.000	29.000	1480.000	77.800	0.486	N	A
2	K40	730.000	30.000	1480.000	77.800	0.493	N	A
1	K40	756.000	31.000	1480.000	77.800	0.511	N	A

Matrix: WA Water Bq/L

3	AM241	4.300	1.700	3.043	0.082	1.413	N	
2	AM241	2.900	1.500	3.043	0.082	0.953	A	
1	AM241	3.500	1.600	3.043	0.082	1.150	A	
1	CO60	270.000	6.000	268.670	9.710	1.005	A	A
2	CO60	267.000	6.000	268.670	9.710	0.994	A	A
3	CO60	265.000	6.000	268.670	9.710	0.986	A	A
3	CS134	55.600	1.400	60.200	1.860	0.924	A	W
2	CS134	55.600	1.400	60.200	1.860	0.924	A	W
1	CS134	57.000	1.300	60.200	1.860	0.947	A	W
2	CS137	82.200	3.300	81.430	4.280	1.009	A	A
3	CS137	82.600	3.300	81.430	4.280	1.014	A	A
1	CS137	82.200	3.200	81.430	4.280	1.009	A	A

Values for elemental uranium are reported in µg/filter, g, or mL. pCi/g or mL=Bq x 0.027
Evaluation: A=Acceptable, W=Acceptable with Warning, N=Not Acceptable

If the evaluation system is not appropriate for the types of analyses performed in your lab, apply a site specific evaluation.

QAP 57 Results by Laboratory**Lab:** WO Wisconsin State Lab of Hygiene

No. Test	Radionuclide	Reported Value	Reported Error	EML Value	EML Error	Reported EML	Evaluation	QAP 56 Evaluation
Matrix: AI Air Filter Bq / filter								
2	CO60	22.800	2.900	23.000	0.059	0.991	A	A
1	CO60	23.700	5.000	23.000	0.059	1.030	A	A
2	CS137	35.000	3.400	32.500	0.777	1.077	A	A
1	CS137	34.900	5.800	32.500	0.777	1.074	A	A
2	Gross Alpha	0.270	0.034	0.287	0.029	0.941	A	A
1	Gross Alpha	0.239	0.033	0.287	0.029	0.833	W	A
2	Gross Beta	0.717	0.047	0.871	0.087	0.823	W	A
1	Gross Beta	0.740	0.047	0.871	0.087	0.850	A	A
1	MN54	56.600	10.200	52.200	1.170	1.084	A	A
2	MN54	56.200	6.000	52.200	1.170	1.077	A	A
Matrix: SO Soil Bq / kg								
2	AC228	42.800	6.700	42.300	1.560	1.012	A	A
1	AC228	39.500	8.300	42.300	1.560	0.934	A	A
2	BI214	40.300	4.800	33.630	1.560	1.198	A	A
1	BI214	38.900	6.200	33.630	1.560	1.157	A	A
1	CS137	858.300	97.600	829.330	41.580	1.035	A	A
2	CS137	863.700	66.900	829.330	41.580	1.041	A	A
2	K40	669.800	77.000	637.670	34.260	1.050	A	A
1	K40	645.100	105.200	637.670	34.260	1.012	A	A
1	PB212	41.900	4.700	43.430	2.710	0.965	A	A
2	PB212	34.200	3.500	43.430	2.710	0.787	W	A
2	PB214	40.700	4.800	35.200	1.510	1.156	A	W
1	PB214	46.400	6.800	35.200	1.510	1.318	W	W
Matrix: VE Vegetation Bq / kg								
2	CO60	11.460	2.640	9.660	0.630	1.186	A	A
1	CO60	9.710	2.890	9.660	0.630	1.005	A	A
1	CS137	345.500	39.900	300.670	15.250	1.149	A	A
2	CS137	349.400	27.900	300.670	15.250	1.162	A	A
2	K40	1641.000	186.000	1480.000	77.800	1.109	A	A
1	K40	1697.000	272.000	1480.000	77.800	1.147	A	A
Matrix: WA Water Bq / L								
2	Bq U	5.500	0.310	6.836	0.266	0.805	W	W
1	Bq U	5.780	0.270	6.836	0.266	0.846	W	W
2	CO60	275.400	43.400	268.670	9.710	1.025	A	A
1	CO60	282.800	56.300	268.670	9.710	1.053	A	A
2	CS134	64.000	9.300	60.200	1.860	1.063	A	A
1	CS134	64.500	11.400	60.200	1.860	1.071	A	A
2	CS137	89.000	11.800	81.430	4.280	1.093	A	A
1	CS137	82.900	13.500	81.430	4.280	1.018	A	A
2	Gross Alpha	242.400	10.200	210.000	21.000	1.154	W	A

Values for elemental uranium are reported in µg/filter, g, or mL. pCi/g or mL=Bq x 0.027

Evaluation: A=Acceptable, W=Acceptable with Warning, N=Not Acceptable

If the evaluation system is not appropriate for the types of analyses performed in your lab, apply a site specific evaluation.

QAP 57 Results by Laboratory**Lab:** WO Wisconsin State Lab of Hygiene

No. Test	Radionuclide	Reported Value	Reported Error	EML Value	EML Error	Reported EML	Evaluation	QAP 56 Evaluation
Matrix: WA Water Bq/L								
1	Gross Alpha	251.400	10.400	210.000	21.000	1.197	W	A
2	Gross Beta	852.600	13.100	900.000	90.000	0.947	A	A
1	Gross Beta	854.800	13.100	900.000	90.000	0.950	A	A
2	H3	235.800	9.400	227.300	5.615	1.037	A	A
1	H3	233.100	9.300	227.300	5.615	1.026	A	A
1	SR90	9.690	0.270	8.690	0.420	1.115	A	A
2	SR90	9.770	0.260	8.690	0.420	1.124	A	A

Values for elemental uranium are reported in µg/filter, g, or mL. pCi/g or mL=Bq x 0.027

Evaluation: A=Acceptable, W=Acceptable with Warning, N=Not Acceptable

If the evaluation system is not appropriate for the types of analyses performed in your lab, apply a site specific evaluation.

QAP 57 Results by Laboratory**Lab:** WT Waste Stream Technology, Buffalo, NY

No. Test	Radionuclide	Reported Value	Reported Error	EML Value	EML Error	Reported EML	Evaluation	QAP 56 Evaluation
Matrix: AI Air Filter Bq / filter								
1	CO60	23.900	1.580	23.000	0.059	1.039	A	A
1	CS137	30.900	2.020	32.500	0.777	0.951	A	A
1	Gross Alpha	0.323	0.025	0.287	0.029	1.125	A	W
1	Gross Beta	1.060	0.045	0.871	0.087	1.217	W	A
1	MN54	48.200	2.830	52.200	1.170	0.923	A	A
Matrix: SO Soil Bq/kg								
1	AC228	47.000	8.640	42.300	1.560	1.111	A	A
1	BI212	33.800	15.600	45.930	4.510	0.736	A	A
1	BI214	43.800	8.450	33.630	1.560	1.302	W	W
1	Bq U	80.900	16.800	87.210	7.300	0.928	A	A
1	CS137	849.000	38.200	829.330	41.580	1.024	A	A
1	K40	621.000	65.600	637.670	34.260	0.974	A	A
1	PB212	48.800	6.110	43.430	2.710	1.124	A	A
1	PB214	50.000	9.310	35.200	1.510	1.420	W	A
1	TH234	208.000	202.000	48.400	4.830	4.298	N	W
1	U234	35.900	7.240	42.320	3.100	0.848	A	
1	U238	43.400	8.380	44.890	3.200	0.967	A	
Matrix: VE Vegetation Bq/kg								
1	CO60	12.200	3.920	9.660	0.630	1.263	W	W
1	CS137	320.000	18.700	300.670	15.250	1.064	A	A
1	K40	1577.000	149.000	1480.000	77.800	1.066	A	A
Matrix: WA Water Bq/L								
1	Bq U	6.610	1.100	6.836	0.266	0.967	A	A
1	CO60	304.000	13.500	268.670	9.710	1.131	W	A
1	CS134	65.100	13.500	60.200	1.860	1.081	A	
1	CS137	89.000	5.440	81.430	4.280	1.093	A	A
1	Gross Alpha	208.000	13.400	210.000	21.000	0.990	A	A
1	Gross Beta	932.000	29.300	900.000	90.000	1.036	A	A

Values for elemental uranium are reported in µg/filter, g, or mL. pCi/g or mL=Bq x 0.027
Evaluation: A=Acceptable, W=Acceptable with Warning, N=Not Acceptable

If the evaluation system is not appropriate for the types of analyses performed in your lab, apply a site specific evaluation.

QAP 57 Results by Laboratory**Lab:** WV West Valley Nuclear Services, NY

No. Test	Radionuclide	Reported Value	Reported Error	EML Value	EML Error	Reported EML	Evaluation	QAP 56 Evaluation
Matrix: AI Air Filter Bq / filter								
1	CO60	25.830	0.440	23.000	0.059	1.123	W	A
1	CS137	36.240	0.414	32.500	0.777	1.115	A	A
1	Gross Alpha	0.280	0.025	0.287	0.029	0.976	A	A
1	Gross Beta	0.840	0.037	0.871	0.087	0.964	A	A
1	MN54	64.420	0.626	52.200	1.170	1.234	W	A
Matrix: WA Water Bq / L								
1	CO60	275.100	3.430	268.670	9.710	1.024	A	A
1	CS134	58.700	1.490	60.200	1.860	0.975	A	W
1	CS137	81.500	1.760	81.430	4.280	1.001	A	A
1	Gross Alpha	222.000	25.000	210.000	21.000	1.057	A	W
1	Gross Beta	920.000	36.800	900.000	90.000	1.022	A	A
1	H3	235.500	8.910	227.300	5.615	1.036	A	A
1	SR90	8.130	0.403	8.690	0.420	0.936	A	A

Values for elemental uranium are reported in µg/filter, g, or mL. pCi/g or mL=Bq x 0.027

Evaluation: A=Acceptable, W=Acceptable with Warning, N=Not Acceptable

If the evaluation system is not appropriate for the types of analyses performed in your lab, apply a site specific evaluation.

QAP 57 Results by Laboratory**Lab:** WWest Valley Radiation Protection, NY

No. Test	Radionuclide	Reported Value	Reported Error	EML Value	EML Error	Reported EML	Evaluation	QAP 56 Evaluation
Matrix: AI Air Filter Bq / filter								
3	CO60	22.900	1.000	23.000	0.059	0.996	A	A
1	CO60	23.100	1.000	23.000	0.059	1.004	A	A
2	CO60	22.800	1.000	23.000	0.059	0.991	A	A
3	CS137	34.100	2.500	32.500	0.777	1.049	A	A
1	CS137	34.600	2.500	32.500	0.777	1.065	A	A
2	CS137	33.000	2.400	32.500	0.777	1.015	A	A
1	Gross Alpha	0.289	0.017	0.287	0.029	1.007	A	A
2	Gross Alpha	0.293	0.017	0.287	0.029	1.021	A	A
1	Gross Beta	0.785	0.023	0.871	0.087	0.901	A	A
2	Gross Beta	0.772	0.024	0.871	0.087	0.886	A	A
3	MN54	57.600	4.900	52.200	1.170	1.103	A	A
1	MN54	58.500	5.000	52.200	1.170	1.121	A	A
2	MN54	55.200	4.700	52.200	1.170	1.057	A	A

Matrix: SO Soil Bq / kg

3	AC228	36.900	1.900	42.300	1.560	0.872	A	W
2	AC228	35.700	1.900	42.300	1.560	0.844	W	W
1	AC228	37.700	2.000	42.300	1.560	0.891	A	W
3	AM241	6.400	1.800	6.767	0.301	0.946	A	W
1	AM241	4.900	1.700	6.767	0.301	0.724	W	W
2	AM241	5.100	1.700	6.767	0.301	0.754	W	W
1	BI212	21.900	3.700	45.930	4.510	0.477	N	N
2	BI212	22.000	3.600	45.930	4.510	0.479	N	N
3	BI212	18.000	2.500	45.930	4.510	0.392	N	N
3	BI214	28.500	1.400	33.630	1.560	0.847	W	W
2	BI214	27.900	1.600	33.630	1.560	0.830	W	W
1	BI214	29.900	1.800	33.630	1.560	0.889	A	W
3	CS137	738.900	53.900	829.330	41.580	0.891	W	W
2	CS137	727.800	52.700	829.330	41.580	0.878	W	W
1	CS137	724.500	52.900	829.330	41.580	0.874	W	W
3	K40	628.300	41.100	637.670	34.260	0.985	A	A
2	K40	620.100	40.600	637.670	34.260	0.972	A	A
1	K40	629.400	41.100	637.670	34.260	0.987	A	A
2	PB212	34.200	2.200	43.430	2.710	0.787	W	N
1	PB212	32.600	2.100	43.430	2.710	0.751	N	N
3	PB212	34.600	2.300	43.430	2.710	0.797	W	N
3	PB214	36.200	1.700	35.200	1.510	1.028	A	A
2	PB214	36.300	1.600	35.200	1.510	1.031	A	A
1	PB214	35.100	1.700	35.200	1.510	0.997	A	A
3	TH234	60.700	9.000	48.400	4.830	1.254	A	A
2	TH234	60.600	7.900	48.400	4.830	1.252	A	A
1	TH234	55.300	8.900	48.400	4.830	1.143	A	A

Values for elemental uranium are reported in µg/filter, g, or mL. pCi/g or mL=Bq x 0.027**Evaluation:** A=Acceptable, W=Acceptable with Warning, N=Not Acceptable

If the evaluation system is not appropriate for the types of analyses performed in your lab, apply a site specific evaluation.

QAP 57 Results by Laboratory**Lab:** YA Framatome ANP DE&S Environmental Laboratory

No. Test	Radionuclide	Reported Value	Reported Error	EML Value	EML Error	Reported EML	Evaluation	QAP 56 Evaluation
Matrix: AI Air Filter Bq / filter								
1	CO60	23.195	0.055	23.000	0.059	1.008	A	A
1	CS137	33.400	0.080	32.500	0.777	1.028	A	A
1	Gross Alpha	0.269	0.004	0.287	0.029	0.939	A	A
1	Gross Beta	0.785	0.006	0.871	0.087	0.901	A	A
1	MN54	51.680	0.100	52.200	1.170	0.990	A	A
1	SR90	4.820	0.070	5.561	0.119	0.867	A	A
Matrix: SO Soil Bq / kg								
1	AC228	41.000	0.800	42.300	1.560	0.969	A	A
1	AM241	6.430	0.180	6.767	0.301	0.950	A	A
1	CS137	857.000	1.300	829.330	41.580	1.033	A	A
1	K40	628.800	4.600	637.670	34.260	0.986	A	A
1	PU238	17.210	0.320	19.203	0.855	0.896	A	A
1	PU239	12.470	0.280	12.903	0.465	0.966	A	A
Matrix: VE Vegetation Bq / kg								
1	CO60	10.740	0.290	9.660	0.630	1.112	A	A
1	CS137	314.400	1.100	300.670	15.250	1.046	A	A
1	K40	1555.000	10.000	1480.000	77.800	1.051	A	A
Matrix: WA Water Bq / L								
1	AM241	2.842	0.012	3.043	0.082	0.934	A	A
1	CO60	257.200	1.000	268.670	9.710	0.957	A	A
1	CS134	60.700	0.600	60.200	1.860	1.008	A	A
1	CS137	79.700	0.700	81.430	4.280	0.979	A	A
1	Gross Alpha	156.700	2.000	210.000	21.000	0.746	W	W
1	Gross Beta	808.700	3.800	900.000	90.000	0.899	A	A
1	H3	252.100	4.200	227.300	5.615	1.109	A	A
1	PU238	3.981	0.020	4.331	0.117	0.919	A	N
1	PU239	2.008	0.014	2.070	0.074	0.970	A	A
1	SR90	7.770	0.120	8.690	0.420	0.894	A	W

Values for elemental uranium are reported in µg/filter, g, or mL. pCi/g or mL=Bq x 0.027
Evaluation: A=Acceptable, W=Acceptable with Warning, N=Not Acceptable

If the evaluation system is not appropriate for the types of analyses performed in your lab, apply a site specific evaluation.

QAP 57 Results by Laboratory**Lab:** YP US Army Proving Ground, Yuma, AZ

No. Test	Radionuclide	Reported Value	Reported Error	EML Value	EML Error	Reported EML	Evaluation	QAP 56 Evaluation
Matrix: AI Air Filter Bq / filter								
1	U	17.200	0.000	18.590	0.340	0.925	A	
Matrix: SO Soil Bq / kg								
1	U	3.380	0.767	3.610	0.320	0.936	A	
Matrix: WA Water Bq / L								
1	U	0.263	0.005	0.273	0.012	0.965	A	

Values for elemental uranium are reported in $\mu\text{g}/\text{filter}$, g, or mL. pCi/g or $\text{mL}=\text{Bq} \times 0.027$

Evaluation: A=Acceptable, W=Acceptable with Warning, N=Not Acceptable

If the evaluation system is not appropriate for the types of analyses performed in your lab, apply a site specific evaluation.

QAP 57 Results by Laboratory**Lab:** YU Institute of Occupational and Radiological Health, Serbia

No. Test	Radionuclide	Reported Value	Reported Error	EML Value	EML Error	Reported EML	Evaluation	QAP 56 Evaluation
Matrix: AI Air Filter Bq / filter								
1	AM241	0.100	0.044	0.191	0.004	0.524	N	W
1	CO60	23.420	0.680	23.000	0.059	1.018	A	A
1	CS137	33.190	0.960	32.500	0.777	1.021	A	A
1	Gross Alpha	0.270	0.012	0.287	0.029	0.941	A	A
1	Gross Beta	0.742	0.012	0.871	0.087	0.852	A	A
1	MN54	53.700	1.500	52.200	1.170	1.029	A	A
Matrix: SO Soil Bq / kg								
1	AC228	46.900	1.100	42.300	1.560	1.109	A	A
1	AM241	7.060	0.320	6.767	0.301	1.043	A	
1	BI214	38.200	1.300	33.630	1.560	1.136	A	A
1	CS137	914.000	22.000	829.330	41.580	1.102	A	A
1	K40	711.000	10.000	637.670	34.260	1.115	A	A
1	PB212	48.700	6.400	43.430	2.710	1.121	A	A
1	PB214	40.600	3.000	35.200	1.510	1.153	A	A
Matrix: VE Vegetation Bq / kg								
1	CO60	9.360	0.220	9.660	0.630	0.969	A	A
1	CS137	282.600	8.800	300.670	15.250	0.940	A	A
1	K40	1297.000	49.000	1480.000	77.800	0.876	W	A
Matrix: WA Water Bq / L								
1	CO60	263.700	1.400	268.670	9.710	0.982	A	W
1	CS134	57.500	2.800	60.200	1.860	0.955	A	A
1	CS137	81.650	0.350	81.430	4.280	1.003	A	W
1	Gross Alpha	214.000	38.000	210.000	21.000	1.019	A	A
1	Gross Beta	931.000	89.000	900.000	90.000	1.034	A	A

Values for elemental uranium are reported in µg/filter, g, or mL. pCi/g or mL=Bq x 0.027
Evaluation: A=Acceptable, W=Acceptable with Warning, N=Not Acceptable

If the evaluation system is not appropriate for the types of analyses performed in your lab, apply a site specific evaluation.

QAP 57 Results by Laboratory**Lab:** ZC Ruder Boskovic Institute Radioecology, Croatia

No. Test	Radionuclide	Reported Value	Reported Error	EML Value	EML Error	Reported EML	Evaluation	QAP 56 Evaluation
Matrix: SO Soil Bq/kg								
1	AC228	50.360	4.660	42.300	1.560	1.191	W	
1	AM241	5.500	0.760	6.767	0.301	0.813	W	
1	BI212	54.050	11.280	45.930	4.510	1.177	W	
1	BI214	40.430	2.850	33.630	1.560	1.202	A	
1	CS137	966.800	4.620	829.330	41.580	1.166	W	
1	K40	717.230	22.930	637.670	34.260	1.125	A	
1	PB212	52.580	2.940	43.430	2.710	1.211	W	
1	PB214	46.290	4.590	35.200	1.510	1.315	W	

Matrix: VE Vegetation Bq/kg

1	AM241	3.940	0.880	2.253	0.100	1.749	W	
1	CO60	51.850	0.780	9.660	0.630	5.367	N	
1	CS137	402.440	14.470	300.670	15.250	1.338	N	
1	K40	1980.870	101.840	1480.000	77.800	1.338	W	

Matrix: WA Water Bq/L

1	AM241	2.680	0.670	3.043	0.082	0.881	W	
1	CO60	293.020	12.540	268.670	9.710	1.091	A	
1	CS134	54.150	2.210	60.200	1.860	0.900	A	
1	CS137	86.490	5.990	81.430	4.280	1.062	A	
1	H3	224.550	18.420	227.300	5.615	0.988	A	

Values for elemental uranium are reported in µg/filter, g, or mL. pCi/g or mL=Bq x 0.027
Evaluation: A=Acceptable, W=Acceptable with Warning, N=Not Acceptable

If the evaluation system is not appropriate for the types of analyses performed in your lab, apply a site specific evaluation.

QAP 57 Results by Nuclide

Matrix: AI Air Filter Bq / filter
Radionuclide: AM241

EML Value: 0.1907
EML Error: 0.0041

Labcode	Test Number	Reported Value	Reported Error	Reported EML	QAP 56 Evaluation	Evaluation
AF	1	0.2100	0.0200	1.10		A
AG	1	0.1900	0.0370	1.00	A	A
AI	1	0.1660	0.0060	0.87	W	A
AM	1	0.1762	0.0246	0.92	A	A
AN	1	0.2000	0.0100	1.05	A	A
AT	1	0.2020	0.0380	1.06	A	A
AU	1	0.1900	0.0200	1.00		A
AV	1	0.2400	0.0500	1.26		A
BE	1	0.1894	0.0085	0.99	A	A
BM	1	0.1970	0.0276	1.03	A	A
BP	1	0.1740	0.0060	0.91	A	A
BU	1	0.1750	0.0090	0.92		A
BX	1	0.1940	0.0240	1.02	A	A
CB	1	0.2160	0.0570	1.13	A	A
CB	2	0.1620	0.0820	0.85	A	W
CH	1	0.1862	0.0228	0.98	N	A
DH	1	0.2440	0.0250	1.28		A
EC	1	0.2900	0.0300	1.52	W	W
EC	2	0.2900	0.0300	1.52	W	W
EC	5	0.2400	0.0300	1.26	W	A
EC	4	0.2700	0.0300	1.42	W	W
EC	3	0.2800	0.0300	1.47	W	W
EG	1	0.1950	0.0140	1.02	A	A
FL	1	0.2200	0.0100	1.15	A	A
FM	1	0.2000	0.0600	1.05	W	A
GA	1	0.2361	0.0422	1.24	A	A
GE	1	0.1960	0.0300	1.03	A	A
GT	1	0.1700	0.0400	0.89	A	A
HU	1	0.0700	0.0100	0.37		N
HU	2	0.0900	0.0100	0.47		N
ID	1	0.2130	0.0370	1.12		A
IS	1	0.1770	0.0260	0.93	A	A
IT	1	0.2000	0.0180	1.05	A	A
KR	1	0.2000	0.0500	1.05	A	A
KS	1	4.6500	0.0600	24.38	A	N

Values for elemental Uranium are reported in micrograms/filter, g or mL pCi/g or mL =Bq x 0.027

Evaluation: A=Acceptable, W=Acceptable with Warning, N=Not Acceptable

If the evaluation system is not appropriate for the types of analyses performed in your lab, apply site specific evaluation.

QAP 57 Results by Nuclide

Matrix: AI Air Filter Bq / filter
Radionuclide: AM241

EML Value: 0.1907
EML Error: 0.0041

Labcode	Test Number	Reported Value	Reported Error	Reported EML	QAP 56 Evaluation	Evaluation
LV	1	0.1320	0.0100	0.69	W	N
NJ	2	0.2230	0.0500	1.17	W	A
NJ	1	0.1470	0.0430	0.77	W	W
NJ	3	0.2090	0.0580	1.10	W	A
NM	1	0.2020	0.0050	1.06	A	A
NQ	1	0.1915	0.0120	1.00	A	A
NZ	1	0.1910	0.0310	1.00		A
OT	1	0.1900	0.0100	1.00	A	A
PO	1	0.1300	0.0400	0.68		N
PS	1	0.1500	0.1100	0.79		W
RB	1	0.1570	0.0190	0.82		W
RI	1	0.1490	0.0113	0.78	A	W
RU	1	0.0610	0.0090	0.32		N
SD	1	0.1980	0.0270	1.04	A	A
SE	1	0.1900	0.0040	1.00	A	A
SI	2	0.2100	0.0100	1.10	A	A
SI	1	0.2100	0.0130	1.10	A	A
SN	1	0.1880	0.0290	0.99	W	A
SR	1	0.1770	0.0240	0.93	A	A
SV	1	0.2200	0.0180	1.15		A
SW	1	0.4177	0.1661	2.19		W
TE	1	1.0000	0.1000	5.24	A	N
TI	1	0.1710	0.0300	0.90	A	A
TM	1	0.1860	0.0190	0.98	A	A
TN	1	0.1776	0.0128	0.93	W	A
TO	1	0.1690	0.0380	0.89	W	A
UY	1	0.1790	0.0180	0.94	A	A
WA	1	0.1570	0.0230	0.82	A	W
WC	1	0.1900	0.0400	1.00	A	A
WE	1	0.1890	0.0370	0.99	A	A
WI	1	0.1880	0.0265	0.99	A	A
WI	2	0.1720	0.0241	0.90	A	A
WN	1	0.2400	0.1100	1.26		A
WN	3	0.2000	0.0900	1.05		A
WN	2	0.1100	0.0600	0.58		N

Values for elemental Uranium are reported in micrograms/filter, g or mL pCi/g or mL =Bq x 0.027

Evaluation: A=Acceptable, W=Acceptable with Warning, N=Not Acceptable

If the evaluation system is not appropriate for the types of analyses performed in your lab, apply site specific evaluation.

QAP 57 Results by Nuclide

Matrix: AI Air Filter Bq / filter
Radionuclide: AM241

EML Value: 0.1907
EML Error: 0.0041

Labcode	Test Number	Reported Value	Reported Error	<u>Reported EML</u>	QAP 56 Evaluation	Evaluation
YU	1	0.1000	0.0440	0.52	W	N

Total Number Reported: 71

Values for elemental Uranium are reported in micrograms/filter, g or mL pCi/g or mL =Bq x 0.027
Evaluation: A=Acceptable, W=Acceptable with Warning, N=Not Acceptable
 If the evaluation system is not appropriate for the types of analyses performed in your lab, apply site specific evaluation.

QAP 57 Results by Nuclide

Matrix: AI Air Filter Bq / filter
Radionuclide: Bq U

EML Value: 0.4665
EML Error: 0.0079

Labcode	Test Number	Reported Value	Reported Error	Reported EML	QAP 56 Evaluation	Evaluation
AF	1	0.4600	0.0300	0.99		A
AI	1	0.4140	0.0100	0.89	A	W
AT	1	0.4350	0.0410	0.93	A	A
BP	1	0.4000	0.0200	0.86		W
BU	1	0.0510	0.0060	0.11	A	N
OT	1	0.4900	0.0300	1.05	W	A
SD	1	0.4550	0.0640	0.98	A	A
SN	1	0.4650	0.0550	1.00	A	A
TE	1	2.1000	0.2000	4.50	W	N
UY	1	0.4460	0.0700	0.96	A	A
WA	1	0.4140	0.0330	0.89	A	W
WI	2	0.4580	0.0434	0.98	A	A
WI	1	0.4320	0.0398	0.93	A	A

Total Number Reported: 13

Values for elemental Uranium are reported in micrograms/filter, g or mL pCi/g or mL =Bq x 0.027
Evaluation: A=Acceptable, W=Acceptable with Warning, N=Not Acceptable
 If the evaluation system is not appropriate for the types of analyses performed in your lab, apply site specific evaluation.

QAP 57 Results by Nuclide

Matrix: AI Air Filter Bq / filter
Radionuclide: CO60

EML Value: 23.0000
EML Error: 0.0592

Labcode	Test Number	Reported Value	Reported Error	Reported EML	QAP 56 Evaluation	Evaluation
AC	1	24.1000	0.9000	1.05	A	A
AG	1	20.8000	3.4000	0.90	A	A
AI	1	22.9500	3.8000	1.00	A	A
AM	1	21.4100	0.1200	0.93	A	A
AN	1	23.9000	1.0000	1.04	A	A
AT	1	22.1980	2.1160	0.96	A	A
AU	1	22.6600	0.9800	0.99	A	A
AV	1	25.7000	0.7000	1.12		W
BA	1	20.5600	1.6900	0.89	A	W
BE	1	26.0000	2.0000	1.13	W	W
BM	1	22.8000	1.5500	0.99	A	A
BN	1	22.4200	1.8700	0.98	A	A
BP	1	25.0000	1.0000	1.09	A	A
BQ	1	23.0000	2.0000	1.00	A	A
BU	1	23.0000	1.0000	1.00	A	A
BX	1	19.9000	1.1000	0.87	A	W
CA	1	24.1000	1.3000	1.05	A	A
CA	2	24.4000	1.3000	1.06	A	A
CB	2	26.0500	0.6800	1.13	A	W
CB	1	26.0000	0.5900	1.13	A	W
CD	1	24.0000	1.0000	1.04	A	A
CE	1	22.7000	1.0000	0.99	A	A
CG	1	22.2000	0.8000	0.96	A	A
CH	1	24.0400	0.2700	1.04	A	A
CN	1	22.0000	1.1000	0.96	A	A
CS	1	23.6600	0.9500	1.03		A
CU	1	23.0000	0.3000	1.00	A	A
DH	1	26.2300	1.1500	1.14		W
EC	3	29.5000	0.5000	1.28	W	N
EC	2	29.4000	0.6000	1.28	W	N
EC	5	29.3000	0.5000	1.27	W	N
EC	1	28.8000	0.5000	1.25	W	W
EC	4	29.5000	0.6000	1.28	W	N
EG	1	25.0000	2.0000	1.09	A	A

Values for elemental Uranium are reported in micrograms/filter, g or mL pCi/g or mL =Bq x 0.027

Evaluation: A=Acceptable, W=Acceptable with Warning, N=Not Acceptable

If the evaluation system is not appropriate for the types of analyses performed in your lab, apply site specific evaluation.

QAP 57 Results by Nuclide

Matrix: AI Air Filter Bq / filter
Radionuclide: CO60

EML Value: 23.0000
EML Error: 0.0592

Labcode	Test Number	Reported Value	Reported Error	Reported EML	QAP 56 Evaluation	Evaluation
EP	1	23.6400	1.0400	1.03	A	A
FG	1	24.5700	1.2200	1.07		A
FL	1	24.6500	3.1000	1.07	W	A
FM	1	24.5000	0.4000	1.07	A	A
FN	1	24.8000	1.3000	1.08	A	A
GA	1	24.3000	0.5000	1.06	A	A
GC	2	23.1700	1.1400	1.01	A	A
GC	1	21.7000	1.0700	0.94	A	A
GC	3	22.0800	1.0400	0.96	A	A
GE	1	24.7300	2.6200	1.08	A	A
GT	1	23.0000	3.0000	1.00	A	A
HU	1	21.9000	1.4000	0.95	A	A
HU	2	20.6000	1.3000	0.90	A	W
ID	1	23.2600	1.1770	1.01		A
IL	1	24.6000	0.2000	1.07	A	A
IN	1	24.6000	1.1800	1.07	A	A
IO	1	22.8100	3.3200	0.99	A	A
IS	1	22.8000	2.1000	0.99	A	A
IT	1	22.9000	1.4800	1.00	A	A
JL	3	23.3000	0.8000	1.01		A
JL	2	23.3000	0.7000	1.01		A
JL	1	24.1000	1.0000	1.05		A
KR	1	24.2000	1.0000	1.05	A	A
KS	1	25.4600	1.1700	1.11	A	A
LB	1	23.5100	0.8900	1.02		A
LL	1	27.3000	1.9400	1.19		W
LN	1	23.5000	2.0000	1.02	A	A
LV	1	23.1000	0.5200	1.00	A	A
ME	2	24.3000	0.4000	1.06	A	A
ME	1	24.6000	0.4000	1.07	A	A
MI	1	24.2410	0.6790	1.05	A	A
MS	1	22.8000	2.3000	0.99	A	A
MZ	1	20.6500	0.3500	0.90	N	W
MZ	2	21.3400	0.3500	0.93	N	A
MZ	3	20.9100	0.3600	0.91	N	A

Values for elemental Uranium are reported in micrograms/filter, g or mL pCi/g or mL =Bq x 0.027

Evaluation: A=Acceptable, W=Acceptable with Warning, N=Not Acceptable

If the evaluation system is not appropriate for the types of analyses performed in your lab, apply site specific evaluation.

QAP 57 Results by Nuclide

Matrix: AI Air Filter Bq / filter
Radionuclide: CO60

EML Value: 23.0000
EML Error: 0.0592

Labcode	Test Number	Reported Value	Reported Error	Reported EML	QAP 56 Evaluation	Evaluation
MZ	4	20.2800	0.3500	0.88	N	W
NA	1	21.9000	0.3600	0.95	A	A
ND	1	23.1680	0.7050	1.01	A	A
NJ	3	20.0000	1.2000	0.87	A	W
NJ	1	20.1000	1.2000	0.87	A	W
NJ	4	20.4000	1.3000	0.89	A	W
NJ	5	20.7000	1.2000	0.90	A	A
NJ	2	19.9000	1.2000	0.87	A	W
NP	1	23.1000	0.2000	1.00	A	A
NQ	1	22.9000	2.4000	1.00	A	A
NR	1	20.0000	4.0000	0.87	A	W
NZ	1	22.9000	1.3000	1.00	A	A
OC	1	22.9000	1.8000	1.00		A
OH	1	26.1000	0.4000	1.13	W	W
OT	1	23.0000	1.0000	1.00	A	A
OU	1	23.4000	0.7100	1.02	A	A
PK	1	21.4100	0.8200	0.93		A
PO	1	23.3000	0.7000	1.01		A
PR	1	23.4400	0.5380	1.02	A	A
PS	1	28.3000	0.2700	1.23	A	W
RA	1	25.3000	1.4000	1.10	A	A
RB	1	23.4500	1.4100	1.02	A	A
RI	1	21.6000	0.7350	0.94	A	A
RM	1	23.1000	1.2000	1.00	A	A
RU	1	23.6000	3.5000	1.03	A	A
SA	1	24.0000	2.1000	1.04	A	A
SB	1	23.6000	1.5300	1.03	A	A
SD	1	25.5000	0.9000	1.11	W	A
SE	1	20.5000	0.4000	0.89	A	W
SI	1	23.4000	0.5000	1.02	A	A
SI	2	25.1000	0.5000	1.09	A	A
SN	1	22.4000	2.1800	0.97		A
SR	1	25.6000	2.0000	1.11	A	W
SV	1	24.0000	0.8200	1.04		A
SW	1	23.4800	1.8390	1.02		A

Values for elemental Uranium are reported in micrograms/filter, g or mL pCi/g or mL =Bq x 0.027

Evaluation: A=Acceptable, W=Acceptable with Warning, N=Not Acceptable

If the evaluation system is not appropriate for the types of analyses performed in your lab, apply site specific evaluation.

QAP 57 Results by Nuclide

Matrix: AI Air Filter Bq / filter
Radionuclide: CO60

EML Value: 23.0000
EML Error: 0.0592

Labcode	Test Number	Reported Value	Reported Error	Reported EML	QAP 56 Evaluation	Evaluation
SX	1	19.9200	0.6800	0.87	A	W
TE	1	24.9000	0.6000	1.08	A	A
TI	1	24.1000	0.3900	1.05	A	A
TM	1	21.7000	1.4900	0.94	A	A
TN	1	21.3400	0.3500	0.93	W	A
TO	1	22.7970	2.1800	0.99	A	A
TP	1	23.1800	0.3100	1.01	A	A
TQ	1	23.2000	0.3400	1.01	A	A
TW	1	23.7000	0.1900	1.03	A	A
TX	1	23.6000	0.2000	1.03	A	A
UC	1	23.8000	4.3100	1.03		A
UL	1	27.2000	1.5000	1.18		W
UY	1	25.1000	1.8000	1.09	A	A
WA	1	22.0000	1.0000	0.96	A	A
WC	1	23.3000	1.8300	1.01	A	A
WE	1	22.2900	4.0700	0.97	A	A
WI	3	23.0000	3.0400	1.00	A	A
WI	1	22.6000	2.9900	0.98	A	A
WI	2	23.2000	3.1800	1.01	A	A
WN	2	23.6000	0.6000	1.03	A	A
WN	1	23.4000	0.6000	1.02	A	A
WN	3	23.7000	0.6000	1.03	A	A
WO	1	23.7000	5.0000	1.03	A	A
WO	2	22.8000	2.9000	0.99	A	A
WT	1	23.9000	1.5800	1.04	A	A
WV	1	25.8300	0.4400	1.12	A	W
WW	1	23.1000	1.0000	1.00	A	A
WW	2	22.8000	1.0000	0.99	A	A
WW	3	22.9000	1.0000	1.00	A	A
YA	1	23.1950	0.0550	1.01	A	A
YU	1	23.4200	0.6800	1.02	A	A

Total Number Reported: 135

Values for elemental Uranium are reported in micrograms/filter, g or mL pCi/g or mL =Bq x 0.027
Evaluation: A=Acceptable, W=Acceptable with Warning, N=Not Acceptable
 If the evaluation system is not appropriate for the types of analyses performed in your lab, apply site specific evaluation.

QAP 57 Results by Nuclide

Matrix: AI Air Filter Bq / filter
Radionuclide: CS137

EML Value: 32.5000
EML Error: 0.7770

Labcode	Test Number	Reported Value	Reported Error	Reported EML	QAP 56 Evaluation	Evaluation
AC	1	35.4000	0.8000	1.09	A	A
AG	1	31.1000	5.2000	0.96	A	A
AI	1	42.8700	7.0800	1.32	A	W
AM	1	30.5800	0.1600	0.94	A	A
AN	1	33.9000	1.0000	1.04	A	A
AT	1	31.6420	5.1720	0.97	A	A
AU	1	32.5000	1.6000	1.00	A	A
AV	1	35.0000	1.0000	1.08		A
BA	1	30.0800	5.2500	0.93	A	A
BE	1	36.0000	4.0000	1.11	A	A
BM	1	33.4000	3.7100	1.03	A	A
BN	1	38.4800	3.9700	1.18	A	W
BP	1	35.0000	1.0000	1.08	A	A
BQ	1	39.0000	2.0000	1.20	A	W
BU	1	32.0000	1.5000	0.99	A	A
BX	1	27.4000	1.2000	0.84	A	W
CA	2	35.3000	1.3000	1.09	A	A
CA	1	35.2000	1.3000	1.08	A	A
CB	1	38.3600	1.0700	1.18	A	W
CB	2	37.8400	1.8200	1.16	A	A
CD	1	37.0000	2.0000	1.14	A	A
CE	1	31.8000	1.9000	0.98	A	A
CG	1	30.9900	1.2300	0.95	A	A
CH	1	33.9100	0.2647	1.04	A	A
CN	1	32.4000	1.2000	1.00	A	A
CS	1	32.9500	1.4100	1.01		A
CU	1	32.5000	0.3000	1.00	A	A
DH	1	38.1100	1.4800	1.17		W
EC	4	40.5000	1.4000	1.25	A	W
EC	5	40.9000	1.3000	1.26	A	W
EC	2	40.6000	1.4000	1.25	A	W
EC	3	41.1000	1.4000	1.26	A	W
EC	1	40.6000	1.2000	1.25	A	W
EG	1	36.0000	3.0000	1.11	A	A

Values for elemental Uranium are reported in micrograms/filter, g or mL pCi/g or mL =Bq x 0.027

Evaluation: A=Acceptable, W=Acceptable with Warning, N=Not Acceptable

If the evaluation system is not appropriate for the types of analyses performed in your lab, apply site specific evaluation.

QAP 57 Results by Nuclide

Matrix: AI Air Filter Bq / filter
Radionuclide: CS137

EML Value: 32.5000
EML Error: 0.7770

Labcode	Test Number	Reported Value	Reported Error	Reported EML	QAP 56 Evaluation	Evaluation
EP	1	33.9200	1.7300	1.04	A	A
FG	1	36.3400	1.3800	1.12		A
FL	1	36.3100	0.7400	1.12	A	A
FM	1	37.3000	0.8000	1.15	A	A
FN	1	35.6000	2.7000	1.10	A	A
GA	1	33.6000	1.0000	1.03	A	A
GC	3	32.6200	1.5200	1.00	A	A
GC	2	33.1100	1.6400	1.02	A	A
GC	1	32.3300	1.6300	1.00	A	A
GE	1	35.2200	3.6940	1.08	A	A
GT	1	33.0000	5.0000	1.01	A	A
HU	1	31.6000	2.7000	0.97	A	A
HU	2	29.0000	2.5000	0.89	A	W
ID	1	34.7370	1.7430	1.07		A
IL	1	34.5000	0.5000	1.06	A	A
IN	1	38.0000	1.4600	1.17	W	A
IO	1	32.8000	7.0900	1.01	A	A
IS	1	32.3000	3.2000	0.99	A	A
IT	1	32.9000	1.9800	1.01	A	A
JL	1	37.8000	1.8000	1.16		A
JL	2	35.1000	1.4000	1.08		A
JL	3	33.5000	1.5000	1.03		A
KR	1	35.3000	1.3000	1.09	A	A
KS	1	35.3800	1.0500	1.09	A	A
LB	1	32.8500	0.7400	1.01		A
LL	1	40.2000	4.7600	1.24		W
LN	1	33.0000	3.0000	1.01	A	A
LV	1	33.4000	1.0000	1.03	N	A
ME	1	36.3000	0.8000	1.12	A	A
ME	2	35.8000	0.8000	1.10	A	A
MI	1	33.9100	1.3120	1.04	A	A
MS	1	33.8000	3.4000	1.04	A	A
MZ	1	31.4000	0.5000	0.97	N	A
MZ	2	31.4400	0.5000	0.97	N	A
MZ	3	30.8000	0.4900	0.95	N	A

Values for elemental Uranium are reported in micrograms/filter, g or mL pCi/g or mL =Bq x 0.027

Evaluation: A=Acceptable, W=Acceptable with Warning, N=Not Acceptable

If the evaluation system is not appropriate for the types of analyses performed in your lab, apply site specific evaluation.

QAP 57 Results by Nuclide

Matrix: AI Air Filter Bq / filter
Radionuclide: CS137

EML Value: 32.5000
EML Error: 0.7770

Labcode	Test Number	Reported Value	Reported Error	Reported EML	QAP 56 Evaluation	Evaluation
MZ	4	30.8300	0.4700	0.95	N	A
NA	1	32.6000	0.5400	1.00	A	A
ND	1	33.9120	1.6450	1.04	A	A
NJ	3	27.3000	2.4000	0.84	A	W
NJ	1	27.3000	2.2000	0.84	A	W
NJ	2	27.4000	2.8000	0.84	A	W
NJ	4	28.2000	2.6000	0.87	A	W
NJ	5	28.8000	2.5000	0.89	A	W
NM	1	35.2000	0.6000	1.08	A	A
NP	1	33.9000	0.3000	1.04	A	A
NQ	1	33.5000	3.7000	1.03	A	A
NR	1	30.5000	6.1000	0.94	A	A
NZ	1	35.5000	1.1000	1.09	A	A
OC	1	33.2000	2.7000	1.02		A
OD	1	34.7100	0.7800	1.07	A	A
OH	1	41.3000	0.4000	1.27	W	W
OT	1	35.0000	1.0000	1.08	A	A
OU	1	32.1000	1.5600	0.99	A	A
PK	1	29.7900	1.3200	0.92		A
PO	1	32.4000	1.0000	1.00		A
PR	1	33.6400	0.8350	1.03	W	A
PS	1	42.9200	0.2800	1.32	A	N
RA	1	34.4000	1.9000	1.06	A	A
RB	1	32.9700	1.3980	1.01	A	A
RI	1	33.4000	1.1500	1.03	A	A
RM	1	33.6000	1.5000	1.03	A	A
RU	1	32.6000	4.9000	1.00	W	A
SA	1	36.0000	3.4000	1.11	A	A
SB	1	34.3700	4.7100	1.06	A	A
SD	1	37.0000	1.9000	1.14	A	A
SE	1	32.1000	0.6000	0.99	A	A
SI	2	36.2000	0.7000	1.11	A	A
SI	1	33.9000	0.7000	1.04	A	A
SN	1	30.6000	4.4000	0.94		A
SR	1	36.4000	3.7000	1.12	A	A

Values for elemental Uranium are reported in micrograms/filter, g or mL pCi/g or mL =Bq x 0.027

Evaluation: A=Acceptable, W=Acceptable with Warning, N=Not Acceptable

If the evaluation system is not appropriate for the types of analyses performed in your lab, apply site specific evaluation.

QAP 57 Results by Nuclide

Matrix: AI Air Filter Bq / filter
Radionuclide: CS137

EML Value: 32.5000
EML Error: 0.7770

Labcode	Test Number	Reported Value	Reported Error	Reported EML	QAP 56 Evaluation	Evaluation
SV	1	39.0000	0.1900	1.20		W
SW	1	33.6300	4.6550	1.03		A
SX	1	28.8500	1.6100	0.89	A	W
TE	1	38.0000	1.3000	1.17	A	A
TI	1	36.1000	0.9600	1.11	A	A
TM	1	25.8000	2.2300	0.79	A	N
TN	1	30.8400	0.3700	0.95	A	A
TO	1	35.5910	4.5990	1.10	A	A
TP	1	33.3800	0.7800	1.03	A	A
TQ	1	34.1100	0.5100	1.05	A	A
TW	1	33.6000	0.3600	1.03	A	A
TX	1	34.2000	0.5000	1.05	A	A
UC	1	52.6800	10.5500	1.62		N
UL	1	35.8000	2.0000	1.10		A
UY	1	35.3000	3.6000	1.09	A	A
WA	1	33.0000	5.0000	1.01	A	A
WC	1	33.7000	4.5000	1.04	A	A
WE	1	32.2500	3.2000	0.99	A	A
WI	3	32.7000	4.4100	1.01	A	A
WI	2	31.8000	4.5100	0.98	A	A
WI	1	32.1000	4.3200	0.99	A	A
WN	3	28.9000	1.1000	0.89	A	W
WN	1	28.3000	1.1000	0.87	A	W
WN	2	28.7000	1.1000	0.88	A	W
WO	1	34.9000	5.8000	1.07	A	A
WO	2	35.0000	3.4000	1.08	A	A
WT	1	30.9000	2.0200	0.95	A	A
WV	1	36.2400	0.4140	1.12	A	A
WW	3	34.1000	2.5000	1.05	A	A
WW	2	33.0000	2.4000	1.01	A	A
WW	1	34.6000	2.5000	1.07	A	A
YA	1	33.4000	0.0800	1.03	A	A
YU	1	33.1900	0.9600	1.02	A	A

Total Number Reported: 137

Values for elemental Uranium are reported in micrograms/filter, g or mL pCi/g or mL =Bq x 0.027

Evaluation: A=Acceptable, W=Acceptable with Warning, N=Not Acceptable

If the evaluation system is not appropriate for the types of analyses performed in your lab, apply site specific evaluation.

QAP 57 Results by Nuclide

Matrix: AI Air Filter Bq / filter
Radionuclide: Gross Alpha

EML Value: 0.2870
EML Error: 0.0290

Labcode	Test Number	Reported Value	Reported Error	Reported EML	QAP 56 Evaluation	Evaluation
AI	1	1.5300	0.0900	5.33	A	N
AM	1	0.3100	0.0100	1.08	A	A
AT	1	0.2760	0.0200	0.96	A	A
AU	1	0.2900	0.0200	1.01	N	A
BC	1	0.2900	0.0200	1.01		A
BE	1	0.3220	0.0360	1.12	A	A
BN	1	0.2500	0.0100	0.87	A	A
BP	1	0.3300	0.0200	1.15	A	A
BQ	1	0.2900	0.0200	1.01	A	A
BU	1	0.2700	0.0100	0.94	A	A
BX	1	0.2830	0.0310	0.99	A	A
CA	1	0.2300	0.0200	0.80	A	W
CE	1	0.2600	0.0200	0.91	A	A
CG	1	0.3300	0.0100	1.15	W	A
CH	1	0.3357	0.0283	1.17	A	A
CP	1	0.3050	0.0160	1.06	A	A
CU	1	0.3300	0.0500	1.15	A	A
DH	1	0.2870	0.0160	1.00		A
EC	5	0.3700	0.0300	1.29	A	W
EC	1	0.2900	0.0300	1.01	A	A
EC	2	0.3400	0.0300	1.18	A	A
EC	3	0.3500	0.0300	1.22	A	W
EC	4	0.3400	0.0300	1.18	A	A
FG	1	2.2180	0.1000	7.73		N
FN	1	0.2700	0.0400	0.94	A	A
FU	1	0.2960	0.0110	1.03		A
GE	1	0.3310	0.0120	1.15	A	A
GT	1	0.3300	0.1000	1.15	A	A
HC	1	0.3350	0.0210	1.17	W	A
IL	1	0.2700	0.0100	0.94	A	A
IO	1	0.3200	0.0600	1.12	A	A
IS	1	0.3060	0.0370	1.07	A	A
IT	1	0.2900	0.0340	1.01	A	A
KA	1	0.2600	0.0500	0.91	A	A

Values for elemental Uranium are reported in micrograms/filter, g or mL pCi/g or mL =Bq x 0.027

Evaluation: A=Acceptable, W=Acceptable with Warning, N=Not Acceptable

If the evaluation system is not appropriate for the types of analyses performed in your lab, apply site specific evaluation.

QAP 57 Results by Nuclide

Matrix: AI Air Filter Bq / filter
Radionuclide: Gross Alpha

EML Value: 0.2870
EML Error: 0.0290

Labcode	Test Number	Reported Value	Reported Error	Reported EML	QAP 56 Evaluation	Evaluation
KR	1	0.2500	0.0200	0.87	A	A
LB	1	0.2690	0.0590	0.94		A
LI	1	0.3400	0.0300	1.18		A
LM	1	0.3500	0.1000	1.22		W
LN	1	0.2700	0.0700	0.94	A	A
LV	1	0.3440	0.0400	1.20	A	A
ME	3	0.3400	0.0200	1.18	N	A
ME	2	0.3200	0.0200	1.12	N	A
ME	1	0.3400	0.0200	1.18	N	A
MH	1	0.2860	0.0090	1.00		A
MI	1	0.3170	0.0290	1.11	A	A
MS	1	0.3600	0.0400	1.25	A	W
MZ	2	22.0200	1.1000	76.72	N	N
MZ	1	20.4500	1.0200	71.25	N	N
MZ	3	21.2300	1.0600	73.97	N	N
MZ	4	21.3600	1.0600	74.43	N	N
MZ	5	21.0700	1.0500	73.42	N	N
ND	1	0.2770	0.0620	0.96	A	A
NQ	1	0.2950	0.0460	1.03	A	A
OB	1	0.2780	0.0326	0.97	A	A
OC	1	0.3000	0.0300	1.04		A
OD	1	0.2600	0.0200	0.91	A	A
OT	1	0.2800	0.0400	0.98	N	A
OU	1	0.2960	0.0310	1.03	W	A
PA	5	0.2700	0.0800	0.94	A	A
PA	2	0.2900	0.0800	1.01	A	A
PA	4	0.2600	0.0800	0.91	A	A
PA	3	0.2500	0.0800	0.87	A	A
PA	1	0.2600	0.0800	0.91	A	A
PC	1	0.3300	0.0300	1.15	W	A
PS	1	0.2500	0.0300	0.87	A	A
RB	1	0.2840	0.0500	0.99	A	A
RI	1	0.3770	0.0298	1.31	A	W
RK	1	0.2400	0.0100	0.84	A	W
SA	1	0.3600	0.0800	1.25	A	W

Values for elemental Uranium are reported in micrograms/filter, g or mL pCi/g or mL =Bq x 0.027

Evaluation: A=Acceptable, W=Acceptable with Warning, N=Not Acceptable

If the evaluation system is not appropriate for the types of analyses performed in your lab, apply site specific evaluation.

QAP 57 Results by Nuclide

Matrix: AI Air Filter Bq / filter
Radionuclide: Gross Alpha

EML Value: 0.2870
EML Error: 0.0290

Labcode	Test Number	Reported Value	Reported Error	Reported EML	QAP 56 Evaluation	Evaluation
SB	1	0.3630	0.4000	1.26	A	W
SD	1	0.3210	0.0100	1.12	A	A
SN	1	0.3770	0.0340	1.31	W	W
SR	1	0.3870	0.0780	1.35	A	W
SW	1	0.2643	0.0440	0.92		A
TE	1	0.4000	0.1000	1.39	W	W
TI	1	0.4120	0.0550	1.44	A	N
TM	1	0.4010	0.0200	1.40	W	W
TN	1	0.2490	0.0500	0.87	W	A
TO	1	0.2960	0.0183	1.03	A	A
TP	1	0.2600	0.0200	0.91		A
TQ	1	0.3100	0.0100	1.08	A	A
TX	1	0.1600	0.0100	0.56	W	N
UY	1	0.2540	0.0260	0.88	A	A
WA	1	0.3600	0.0700	1.25	W	W
WC	1	0.3900	0.0500	1.36	A	W
WE	1	0.3080	0.0611	1.07	A	A
WI	1	0.2700	0.0344	0.94	A	A
WI	3	0.2590	0.0334	0.90	A	A
WI	2	0.2880	0.0364	1.00	A	A
WO	2	0.2700	0.0340	0.94	A	A
WO	1	0.2390	0.0330	0.83	A	W
WT	1	0.3230	0.0250	1.13	W	A
WV	1	0.2800	0.0254	0.98	A	A
WW	1	0.2890	0.0170	1.01	A	A
WW	2	0.2930	0.0170	1.02	A	A
YA	1	0.2695	0.0045	0.94	A	A
YU	1	0.2700	0.0120	0.94	A	A

Total Number Reported: 97

Values for elemental Uranium are reported in micrograms/filter, g or mL pCi/g or mL =Bq x 0.027
Evaluation: A=Acceptable, W=Acceptable with Warning, N=Not Acceptable
 If the evaluation system is not appropriate for the types of analyses performed in your lab, apply site specific evaluation.

QAP 57 Results by Nuclide

Matrix: AI Air Filter Bq / filter
Radionuclide: Gross Beta

EML Value: 0.8710
EML Error: 0.0870

Labcode	Test Number	Reported Value	Reported Error	Reported EML	QAP 56 Evaluation	Evaluation
AI	1	1.9100	0.1000	2.19	A	N
AM	1	0.7500	0.0100	0.86	A	A
AP	1	50.9900	0.7700	58.54		N
AT	1	0.7630	0.0320	0.88	A	A
AU	1	0.8100	0.0600	0.93	A	A
BC	1	0.6500	0.0200	0.75		N
BE	1	0.8220	0.0980	0.94	A	A
BN	1	0.7300	0.0200	0.84	A	W
BP	1	0.7600	0.0200	0.87	A	A
BQ	1	0.8300	0.0500	0.95	A	A
BX	1	0.7690	0.0640	0.88	A	A
CA	1	0.9300	0.0800	1.07	A	A
CD	1	0.8000	0.1000	0.92	A	A
CE	1	0.7500	0.0400	0.86	A	A
CG	1	0.7300	0.0500	0.84	W	W
CH	1	0.7320	0.0335	0.84	A	W
CP	1	0.7490	0.0260	0.86	W	A
DH	1	0.6350	0.0080	0.73		N
EC	2	0.6900	0.0700	0.79	N	W
EC	4	0.6900	0.0700	0.79	N	W
EC	5	0.6700	0.0700	0.77	N	W
EC	3	0.6200	0.0600	0.71	N	N
EC	1	0.6400	0.0600	0.74	N	N
FG	1	0.8700	0.2000	1.00		A
FN	1	0.8900	0.1300	1.02	A	A
FU	1	0.6690	0.0160	0.77		W
GE	1	0.9380	0.0190	1.08	W	A
GT	1	0.6600	0.2000	0.76	A	N
HC	1	0.8000	0.0300	0.92	A	A
HU	1	0.8700	0.0900	1.00		A
HU	2	0.9100	0.0900	1.04		A
IL	1	0.7200	0.0100	0.83	A	W
IO	1	0.8200	0.0900	0.94	A	A
IS	1	0.7740	0.0820	0.89	A	A

Values for elemental Uranium are reported in micrograms/filter, g or mL pCi/g or mL =Bq x 0.027

Evaluation: A=Acceptable, W=Acceptable with Warning, N=Not Acceptable

If the evaluation system is not appropriate for the types of analyses performed in your lab, apply site specific evaluation.

QAP 57 Results by Nuclide

Matrix: AI Air Filter Bq / filter
Radionuclide: Gross Beta

EML Value: 0.8710
EML Error: 0.0870

Labcode	Test Number	Reported Value	Reported Error	Reported EML	QAP 56 Evaluation	Evaluation
IT	1	0.8000	0.0670	0.92	A	A
KA	1	0.7800	0.0700	0.90	A	A
KR	1	0.8500	0.0200	0.98	A	A
LB	1	0.7540	0.1450	0.87		A
LI	1	0.7500	0.0300	0.86		A
LM	1	0.8200	0.1000	0.94		A
LN	1	0.6700	0.0500	0.77	W	W
LV	1	0.8900	0.0570	1.02	A	A
ME	1	0.7600	0.0300	0.87	A	A
ME	3	0.8000	0.0300	0.92	A	A
ME	2	0.7300	0.0300	0.84	A	W
MH	1	0.7130	0.0150	0.82		W
MI	1	0.9820	0.0400	1.13	W	A
MS	1	0.6400	0.0600	0.74	N	N
MZ	2	26.8500	1.3400	30.83	N	N
MZ	5	27.3000	1.3600	31.34	N	N
MZ	1	27.0000	1.3500	31.00	N	N
MZ	3	27.0900	1.3500	31.10	N	N
MZ	4	26.9500	1.3400	30.94	N	N
ND	1	0.9120	0.1870	1.05	A	A
NP	1	0.8300	0.0200	0.95	A	A
NQ	1	0.8630	0.1300	0.99	A	A
OB	1	0.7130	0.0732	0.82	A	W
OC	1	0.7700	0.0800	0.88		A
OD	1	0.9300	0.0300	1.07	A	A
OT	1	0.8800	0.0700	1.01	N	A
OU	1	0.6700	0.0450	0.77	A	W
PA	1	0.7500	0.1400	0.86	A	A
PA	2	0.9300	0.1300	1.07	A	A
PA	3	0.8900	0.1300	1.02	A	A
PA	4	0.9200	0.1400	1.06	A	A
PA	5	0.9400	0.1400	1.08	A	A
PC	1	0.8500	0.0400	0.98	W	A
PS	1	0.7800	0.0400	0.90	A	A
RB	1	0.9590	0.2400	1.10	A	A

Values for elemental Uranium are reported in micrograms/filter, g or mL pCi/g or mL =Bq x 0.027

Evaluation: A=Acceptable, W=Acceptable with Warning, N=Not Acceptable

If the evaluation system is not appropriate for the types of analyses performed in your lab, apply site specific evaluation.

QAP 57 Results by Nuclide

Matrix: AI Air Filter Bq / filter
Radionuclide: Gross Beta

EML Value: 0.8710
EML Error: 0.0870

Labcode	Test Number	Reported Value	Reported Error	Reported EML	QAP 56 Evaluation	Evaluation
RI	1	0.8140	0.0431	0.94	A	A
RK	1	0.7400	0.0400	0.85	A	A
RU	1	0.9100	0.1300	1.04		A
SA	1	0.8500	0.0500	0.98	A	A
SB	1	0.8700	0.0540	1.00	A	A
SD	1	0.9410	0.0190	1.08	A	A
SN	1	0.7550	0.0380	0.87	A	A
SR	1	0.6970	0.0800	0.80	A	W
SW	1	0.5723	0.0645	0.66		N
TE	1	0.8000	0.1000	0.92	A	A
TI	1	0.8200	0.0570	0.94	A	A
TM	1	0.7420	0.0370	0.85	A	A
TN	1	0.7680	0.1530	0.88	W	A
TO	1	0.8280	0.0287	0.95	A	A
TP	1	0.6900	0.0100	0.79		W
TQ	1	0.8800	0.0100	1.01	A	A
TX	1	0.8000	0.0400	0.92	A	A
UC	1	0.6800	0.0400	0.78	W	W
UY	1	0.7690	0.0410	0.88	A	A
WA	1	0.7900	0.0400	0.91	A	A
WC	1	0.7300	0.0800	0.84	A	W
WE	1	1.0100	0.1150	1.16	A	A
WI	3	0.6980	0.0753	0.80	A	W
WI	1	0.7510	0.0806	0.86	A	A
WI	2	0.7070	0.0762	0.81	A	W
WO	2	0.7170	0.0470	0.82	A	W
WO	1	0.7400	0.0470	0.85	A	A
WT	1	1.0600	0.0450	1.22	A	W
WV	1	0.8400	0.0366	0.96	A	A
WW	2	0.7720	0.0240	0.89	A	A
WW	1	0.7850	0.0230	0.90	A	A
YA	1	0.7850	0.0060	0.90	A	A
YU	1	0.7420	0.0120	0.85	A	A

Total Number Reported: 102

Values for elemental Uranium are reported in micrograms/filter, g or mL pCi/g or mL =Bq x 0.027

Evaluation: A=Acceptable, W=Acceptable with Warning, N=Not Acceptable

If the evaluation system is not appropriate for the types of analyses performed in your lab, apply site specific evaluation.

QAP 57 Results by Nuclide

Matrix: AI Air Filter Bq / filter
Radionuclide: MN54

EML Value: 52.2000
EML Error: 1.1700

Labcode	Test Number	Reported Value	Reported Error	Reported EML	QAP 56 Evaluation	Evaluation
AC	1	53.9000	0.9000	1.03	A	A
AG	1	50.4000	8.3000	0.97	A	A
AI	1	54.6000	9.0300	1.05	A	A
AM	1	50.7500	0.2100	0.97	A	A
AN	1	52.5000	1.3000	1.01	A	A
AT	1	51.1360	10.9460	0.98	A	A
AU	1	54.3000	2.5000	1.04	A	A
AV	1	54.0000	2.0000	1.03		A
BA	1	48.4000	7.3700	0.93	A	A
BE	1	57.0000	10.0000	1.09	A	A
BN	1	59.2000	5.2000	1.13	A	A
BP	1	55.0000	2.0000	1.05	A	A
BQ	1	55.0000	3.0000	1.05	A	A
BU	1	52.0000	2.0000	1.00	A	A
BX	1	40.0000	6.7000	0.77	A	N
CA	1	54.4000	1.6000	1.04	A	A
CA	2	56.1000	1.7000	1.08	A	A
CB	2	60.2100	2.7200	1.15	A	A
CB	1	62.1800	1.6700	1.19	A	W
CD	1	59.0000	3.0000	1.13	A	A
CE	1	54.3000	3.2000	1.04	A	A
CG	1	52.8000	2.5800	1.01	A	A
CH	1	55.3800	0.3344	1.06	A	A
CN	1	55.5000	2.0000	1.06	A	A
CS	1	52.1400	2.2500	1.00		A
CU	1	51.2000	0.5000	0.98	A	A
DH	1	60.1800	2.9500	1.15		A
EC	3	68.7000	2.0000	1.32	A	W
EC	2	68.8000	2.0000	1.32	A	W
EC	4	68.9000	2.0000	1.32	A	W
EC	1	67.4000	1.7000	1.29	A	W
EC	5	69.0000	1.7000	1.32	A	W
EG	1	60.0000	5.0000	1.15	A	A
EP	1	53.7800	2.5600	1.03	A	A

Values for elemental Uranium are reported in micrograms/filter, g or mL pCi/g or mL =Bq x 0.027

Evaluation: A=Acceptable, W=Acceptable with Warning, N=Not Acceptable

If the evaluation system is not appropriate for the types of analyses performed in your lab, apply site specific evaluation.

QAP 57 Results by Nuclide

Matrix: AI Air Filter Bq / filter
Radionuclide: MN54

EML Value: 52.2000
EML Error: 1.1700

Labcode	Test Number	Reported Value	Reported Error	Reported EML	QAP 56 Evaluation	Evaluation
FG	1	55.2600	2.3300	1.06		A
FL	1	58.5900	1.0700	1.12	N	A
FM	1	60.0000	1.0000	1.15	A	A
FN	1	54.8000	4.1000	1.05	A	A
GA	1	53.9000	1.4000	1.03	A	A
GC	1	50.9000	2.3400	0.98	A	A
GC	3	53.0100	2.3900	1.02	A	A
GC	2	52.0700	2.4300	1.00	A	A
GE	1	55.9930	6.5900	1.07	A	A
GT	1	59.0000	10.0000	1.13	A	A
HU	1	51.4000	3.6000	0.99	A	A
HU	2	47.3000	3.4000	0.91	A	A
ID	1	52.3230	2.6210	1.00		A
IL	1	56.2000	0.7000	1.08	A	A
IN	1	60.6000	2.8700	1.16	A	A
IO	1	50.7300	9.8600	0.97	A	A
IS	1	50.9000	5.1000	0.98	A	A
IT	1	51.6000	3.5700	0.99	A	A
JL	1	54.0000	2.3000	1.03		A
JL	3	54.5000	2.2000	1.04		A
JL	2	56.9000	2.0000	1.09		A
KR	1	56.1000	2.1000	1.08	A	A
KS	1	60.5200	1.9400	1.16	A	A
LB	1	53.4800	1.7900	1.02		A
LL	1	62.5000	7.2000	1.20		W
LN	1	52.0000	3.0000	1.00	A	A
LV	1	53.0000	1.5000	1.01	A	A
ME	1	56.6000	1.1000	1.08	A	A
ME	2	55.9000	1.1000	1.07	A	A
MI	1	50.0420	1.6550	0.96	A	A
MS	1	53.7000	5.4000	1.03	A	A
MZ	4	40.0400	0.5400	0.77	N	N
MZ	3	41.1200	0.5500	0.79	N	N
MZ	1	44.5500	0.5700	0.85	N	W
MZ	2	41.3300	0.5700	0.79	N	N

Values for elemental Uranium are reported in micrograms/filter, g or mL pCi/g or mL =Bq x 0.027

Evaluation: A=Acceptable, W=Acceptable with Warning, N=Not Acceptable

If the evaluation system is not appropriate for the types of analyses performed in your lab, apply site specific evaluation.

QAP 57 Results by Nuclide

Matrix: AI Air Filter Bq / filter
Radionuclide: MN54

EML Value: 52.2000
EML Error: 1.1700

Labcode	Test Number	Reported Value	Reported Error	Reported EML	QAP 56 Evaluation	Evaluation
NA	1	46.4000	0.8000	0.89	A	W
ND	1	53.4290	2.2160	1.02	A	A
NJ	5	45.9000	10.0000	0.88	A	W
NJ	4	44.0000	10.0000	0.84	A	W
NJ	1	44.0000	10.0000	0.84	A	W
NJ	2	43.7000	15.5000	0.84	A	W
NJ	3	44.0000	13.3000	0.84	A	W
NP	1	58.0000	0.4000	1.11	A	A
NQ	1	54.1000	6.0000	1.04	A	A
NR	1	48.3000	9.7000	0.93	A	A
NZ	1	55.1000	1.7000	1.06	A	A
OC	1	54.6000	4.4000	1.05		A
OD	1	55.7900	1.0400	1.07	A	A
OH	1	65.1000	0.5000	1.25	W	W
OT	1	57.0000	1.0000	1.09	A	A
OU	1	25.2000	1.2500	0.48	A	N
PK	1	44.1300	2.9400	0.85		W
PO	1	54.5000	1.6000	1.04		A
PR	1	44.4700	0.5960	0.85	A	W
PS	1	70.2900	0.3400	1.35	A	W
RA	1	54.3000	3.2000	1.04	A	A
RB	1	54.1300	2.1650	1.04	A	A
RI	1	49.7000	1.2900	0.95	A	A
RM	1	52.4000	2.2000	1.00	A	A
RU	1	54.1000	8.1000	1.04	A	A
SA	1	59.0000	5.2000	1.13	A	A
SB	1	56.0300	7.8200	1.07	A	A
SD	1	60.1000	2.7000	1.15	N	A
SE	1	48.0000	0.9000	0.92	A	A
SI	2	56.0000	1.2000	1.07	A	A
SI	1	52.2000	1.2000	1.00	A	A
SN	1	53.5000	7.8300	1.02		A
SR	1	53.6000	5.8000	1.03	A	A
SV	1	60.0000	2.7000	1.15		A
SW	1	54.3500	7.6590	1.04		A

Values for elemental Uranium are reported in micrograms/filter, g or mL pCi/g or mL =Bq x 0.027

Evaluation: A=Acceptable, W=Acceptable with Warning, N=Not Acceptable

If the evaluation system is not appropriate for the types of analyses performed in your lab, apply site specific evaluation.

QAP 57 Results by Nuclide

Matrix: AI Air Filter Bq / filter
Radionuclide: MN54

EML Value: 52.2000
EML Error: 1.1700

Labcode	Test Number	Reported Value	Reported Error	Reported EML	QAP 56 Evaluation	Evaluation
SX	1	45.5800	2.5700	0.87	A	W
TE	1	60.8000	1.9000	1.16	A	A
TI	1	58.3000	1.2500	1.12	A	A
TM	1	43.2000	3.3100	0.83	A	W
TN	1	49.5100	0.4500	0.95	A	A
TO	1	55.2900	0.7550	1.06	A	A
TP	1	52.9200	1.5200	1.01	A	A
TQ	1	51.7800	0.6700	0.99	A	A
TW	1	54.1000	0.5000	1.04	A	A
TX	1	55.2000	0.7000	1.06	A	A
UC	1	73.6200	33.8200	1.41		N
UL	1	51.4500	3.0000	0.99		A
UY	1	58.4000	7.5000	1.12	A	A
WA	1	55.0000	14.0000	1.05	W	A
WC	1	53.7000	7.2400	1.03	A	A
WE	1	52.3300	3.9570	1.00	A	A
WI	3	54.0000	7.2400	1.03	A	A
WI	2	53.5000	7.5200	1.02	A	A
WI	1	54.0000	7.2300	1.03	A	A
WN	3	57.8000	2.0000	1.11	W	A
WN	2	57.4000	2.0000	1.10	W	A
WN	1	58.5000	2.0000	1.12	W	A
WO	2	56.2000	6.0000	1.08	A	A
WO	1	56.6000	10.2000	1.08	A	A
WT	1	48.2000	2.8300	0.92	A	A
WV	1	64.4200	0.6260	1.23	A	W
WW	3	57.6000	4.9000	1.10	A	A
WW	1	58.5000	5.0000	1.12	A	A
WW	2	55.2000	4.7000	1.06	A	A
YA	1	51.6800	0.1000	0.99	A	A
YU	1	53.7000	1.5000	1.03	A	A

Total Number Reported: 135

Values for elemental Uranium are reported in micrograms/filter, g or mL pCi/g or mL =Bq x 0.027
Evaluation: A=Acceptable, W=Acceptable with Warning, N=Not Acceptable
 If the evaluation system is not appropriate for the types of analyses performed in your lab, apply site specific evaluation.

QAP 57 Results by Nuclide

Matrix: AI Air Filter Bq / filter
Radionuclide: PU238

EML Value: 0.1192
EML Error: 0.0032

Labcode	Test Number	Reported Value	Reported Error	Reported EML	QAP 56 Evaluation	Evaluation
AF	1	0.1100	0.0200	0.92		A
AG	1	0.1010	0.0190	0.85	A	W
AI	1	0.1040	0.0050	0.87	A	W
AM	1	0.1299	0.0230	1.09	W	A
AN	1	0.1000	0.0100	0.84	W	W
AT	1	0.1080	0.0140	0.91	A	A
AU	1	0.1100	0.0100	0.92		A
BE	1	0.1056	0.0076	0.89	A	A
BM	1	0.1100	0.0220	0.92	A	A
BP	1	0.0980	0.0040	0.82	A	W
BX	1	0.1250	0.0150	1.05	A	A
CH	1	0.1026	0.0140	0.86	N	W
EG	1	0.0974	0.0050	0.82	A	W
EP	1	0.1050	0.0085	0.88		A
GA	1	0.1281	0.0296	1.08	A	A
GE	1	0.1040	0.0190	0.87	A	W
GT	1	0.1000	0.0300	0.84		W
ID	1	0.1370	0.0090	1.15		W
IS	1	0.0978	0.0117	0.82	W	W
IT	1	2.4700	0.2200	20.72	A	N
ML	1	0.1090	0.0160	0.91	A	A
NA	1	0.1230	0.0080	1.03	A	A
NM	1	0.1020	0.0030	0.86	A	W
NQ	1	0.1040	0.0070	0.87	A	W
OT	1	0.1100	0.0100	0.92	N	A
PS	1	0.1000	0.0200	0.84	A	W
RA	1	0.1070	0.0210	0.90	A	A
RI	1	0.1570	0.0138	1.32	N	W
SD	1	0.1220	0.0200	1.02	W	A
SE	1	0.1010	0.0040	0.85	A	W
SN	1	0.1080	0.0170	0.91	A	A
SR	1	0.1040	0.0150	0.87	A	W
TE	1	0.6000	0.1000	5.03	W	N
TI	1	0.1140	0.0200	0.96	A	A

Values for elemental Uranium are reported in micrograms/filter, g or mL pCi/g or mL =Bq x 0.027

Evaluation: A=Acceptable, W=Acceptable with Warning, N=Not Acceptable

If the evaluation system is not appropriate for the types of analyses performed in your lab, apply site specific evaluation.

QAP 57 Results by Nuclide

Matrix: AI Air Filter Bq / filter
Radionuclide: PU238

EML Value: 0.1192
EML Error: 0.0032

Labcode	Test Number	Reported Value	Reported Error	Reported EML	QAP 56 Evaluation	Evaluation
TM	1	0.0980	0.0140	0.82	N	W
TN	1	0.0983	0.0049	0.82	A	W
TO	1	0.1130	0.0320	0.95	N	A
TX	1	0.1080	0.0030	0.91	A	A
UC	1	0.0271	0.0124	0.23		N
UY	1	0.1040	0.0110	0.87	A	W
WA	1	0.1020	0.0160	0.86		W
WC	1	0.1000	0.0250	0.84	A	W
WE	1	0.0540	0.0146	0.45	W	N
WI	2	0.1170	0.0195	0.98	A	A
WI	1	0.1130	0.0157	0.95	A	A

Total Number Reported: 45

Values for elemental Uranium are reported in micrograms/filter, g or mL pCi/g or mL =Bq x 0.027
Evaluation: A=Acceptable, W=Acceptable with Warning, N=Not Acceptable
 If the evaluation system is not appropriate for the types of analyses performed in your lab, apply site specific evaluation.

QAP 57 Results by Nuclide

Matrix: AI Air Filter Bq / filter
Radionuclide: PU239

EML Value: 0.2058
EML Error: 0.0017

Labcode	Test Number	Reported Value	Reported Error	Reported EML	QAP 56 Evaluation	Evaluation
AF	1	0.2000	0.0300	0.97		A
AG	1	0.1910	0.0310	0.93	A	A
AI	1	0.1940	0.0070	0.94	W	A
AM	1	0.2440	0.0300	1.19	A	W
AN	1	0.2000	0.0100	0.97	A	A
AT	1	0.1990	0.0240	0.97	A	A
AU	1	0.2200	0.0200	1.07		A
BE	1	0.2050	0.0140	1.00	A	A
BM	1	0.2200	0.0410	1.07	A	A
BP	1	0.1830	0.0060	0.89	A	A
BU	1	0.0070	0.0020	0.03	A	N
BX	1	0.2030	0.0210	0.99	A	A
CH	1	0.1986	0.0214	0.96	N	A
EG	1	0.1830	0.0090	0.89	A	A
EP	1	0.1960	0.0149	0.95		A
GA	1	0.1999	0.0414	0.97	W	A
GE	1	0.2010	0.0300	0.98	A	A
GT	1	0.1900	0.0500	0.92		A
ID	1	0.2100	0.0200	1.02		A
IS	1	0.1840	0.0200	0.89	A	A
IT	1	5.0200	0.4100	24.39	A	N
ML	1	0.2020	0.0280	0.98	A	A
NA	1	0.2220	0.1100	1.08	A	A
NM	1	0.1920	0.0040	0.93	A	A
NQ	1	0.2027	0.0130	0.99	A	A
OT	1	0.1900	0.0100	0.92	N	A
PS	1	0.1900	0.0200	0.92	A	A
RA	1	0.2000	0.0400	0.97	A	A
RI	1	0.2290	0.0185	1.11	A	A
SD	1	0.1360	0.0140	0.66	A	N
SE	1	0.1930	0.0070	0.94	A	A
SN	1	0.2080	0.0290	1.01	A	A
SR	1	0.1980	0.0270	0.96	A	A
TE	1	1.0000	0.1000	4.86	W	N

Values for elemental Uranium are reported in micrograms/filter, g or mL pCi/g or mL =Bq x 0.027

Evaluation: A=Acceptable, W=Acceptable with Warning, N=Not Acceptable

If the evaluation system is not appropriate for the types of analyses performed in your lab, apply site specific evaluation.

QAP 57 Results by Nuclide

Matrix: AI Air Filter Bq / filter
Radionuclide: PU239

EML Value: 0.2058
EML Error: 0.0017

Labcode	Test Number	Reported Value	Reported Error	Reported EML	QAP 56 Evaluation	Evaluation
TI	1	0.2390	0.0040	1.16	A	W
TM	1	0.2000	0.0230	0.97	N	A
TN	1	0.1845	0.0139	0.90	W	A
TO	1	0.2090	0.0490	1.02	W	A
TX	1	0.2110	0.0060	1.02	A	A
UC	1	0.0652	0.0169	0.32	A	N
UY	1	0.1930	0.0200	0.94	A	A
WA	1	0.1840	0.0240	0.89		A
WC	1	0.1900	0.0400	0.92	A	A
WE	1	0.1200	0.0249	0.58	A	N
WI	2	0.2280	0.0350	1.11	A	A
WI	1	0.2100	0.0278	1.02	A	A

Total Number Reported: 46

Values for elemental Uranium are reported in micrograms/filter, g or mL pCi/g or mL =Bq x 0.027
Evaluation: A=Acceptable, W=Acceptable with Warning, N=Not Acceptable
 If the evaluation system is not appropriate for the types of analyses performed in your lab, apply site specific evaluation.

QAP 57 Results by Nuclide

Matrix: AI Air Filter Bq / filter
Radionuclide: SR90

EML Value: 5.5613
EML Error: 0.1191

Labcode	Test Number	Reported Value	Reported Error	Reported EML	QAP 56 Evaluation	Evaluation
AG	1	4.9100	0.8900	0.88	A	A
AI	1	9.5000	0.9000	1.71	W	W
AI	1	9.5000	0.9000	1.71	W	W
AM	1	7.9500	0.5100	1.43	A	W
AN	1	5.0000	0.2000	0.90	A	A
AT	1	5.0520	0.2720	0.91	A	A
BE	1	5.6800	0.3500	1.02	A	A
BM	1	5.1800	0.1600	0.93	A	A
BP	1	5.2100	0.1100	0.94		A
BQ	1	4.8000	0.4000	0.86	N	A
BX	1	4.7300	0.3200	0.85	A	A
CE	1	5.0000	0.0800	0.90	W	A
CH	1	5.5250	0.4311	0.99	N	A
EG	1	5.7400	0.2900	1.03	A	A
GA	1	5.5870	0.5200	1.00	A	A
GE	1	5.7970	0.0900	1.04	A	A
ID	1	4.8300	0.2410	0.87		A
IO	1	5.1000	0.1200	0.92	A	A
IS	1	6.9600	0.7900	1.25	A	W
IT	1	6.1700	0.6600	1.11	A	A
NA	1	5.5100	0.1600	0.99	A	A
NM	1	3.2400	0.2300	0.58	A	W
OT	1	5.6000	0.2000	1.01	A	A
PS	1	5.7200	0.1100	1.03	A	A
RA	1	4.9000	0.9000	0.88	A	A
RI	1	5.7500	0.0977	1.03	W	A
SD	1	5.9300	0.1500	1.07	A	A
SE	1	5.4500	0.1200	0.98	A	A
SR	1	6.0300	0.3700	1.08	A	A
TE	1	5.2000	0.2000	0.94	W	A
TI	1	5.8600	0.3810	1.05	A	A
TM	1	4.2200	0.3740	0.76	A	W
TN	1	5.7580	0.1350	1.03	A	A
TP	1	6.3000	0.2000	1.13		A

Values for elemental Uranium are reported in micrograms/filter, g or mL pCi/g or mL =Bq x 0.027

Evaluation: A=Acceptable, W=Acceptable with Warning, N=Not Acceptable

If the evaluation system is not appropriate for the types of analyses performed in your lab, apply site specific evaluation.

QAP 57 Results by Nuclide

Matrix: AI Air Filter Bq / filter
Radionuclide: SR90

EML Value: 5.5613
EML Error: 0.1191

Labcode	Test Number	Reported Value	Reported Error	<u>Reported EML</u>	QAP 56 Evaluation	Evaluation
TQ	1	4.9000	0.0900	0.88		A
UY	1	4.9000	0.0900	0.88	A	A
WA	1	6.3600	0.5200	1.14	A	A
WC	1	6.3800	0.9300	1.15	N	A
WE	1	5.4050	0.5350	0.97	A	A
WI	2	4.7300	0.2400	0.85	A	A
WI	1	4.6800	0.2490	0.84	A	A
YA	1	4.8200	0.0700	0.87	A	A

Total Number Reported: 42

Values for elemental Uranium are reported in micrograms/filter, g or mL pCi/g or mL =Bq x 0.027
Evaluation: A=Acceptable, W=Acceptable with Warning, N=Not Acceptable
 If the evaluation system is not appropriate for the types of analyses performed in your lab, apply site specific evaluation.

QAP 57 Results by Nuclide

Matrix: AI Air Filter Bq / filter
Radionuclide: U

EML Value: 18.5900
EML Error: 0.3400

Labcode	Test Number	Reported Value	Reported Error	Reported EML	QAP 56 Evaluation	Evaluation
AG	1	0.4980	0.0540	0.03		N
AI	1	0.0169	0.0004	0.00		N
BE	1	17.0000		0.91		A
CH	1	17.3300	1.7330	0.93		A
GA	1	18.8500	3.3720	1.01		A
GE	1	8.6970	0.3290	0.47		N
ID	1	0.3440	0.0380	0.02		N
IS	1	17.7000	2.0000	0.95		A
IT	1	17.8000	1.4400	0.96		A
NL	1	18.6000	0.9000	1.00		A
RA	1	18.3000	1.0000	0.98		A
RM	1	18.2000	1.9000	0.98		A
SD	1	16.9500	2.3080	0.91		A
TI	1	16.0000	1.5500	0.86		W
TM	1	17.5000	0.4000	0.94		A
TN	1	18.8000	2.2000	1.01		A
TO	1	17.1400	0.5990	0.92		A
YP	1	17.2000	0.0000	0.93		A

Total Number Reported: 18

Values for elemental Uranium are reported in micrograms/filter, g or mL pCi/g or mL =Bq x 0.027
Evaluation: A=Acceptable, W=Acceptable with Warning, N=Not Acceptable
 If the evaluation system is not appropriate for the types of analyses performed in your lab, apply site specific evaluation.

QAP 57 Results by Nuclide

Matrix: AI Air Filter Bq / filter
Radionuclide: U234

EML Value: 0.2276
EML Error: 0.0057

Labcode	Test Number	Reported Value	Reported Error	Reported EML	QAP 56 Evaluation	Evaluation
AF	1	0.2200	0.0200	0.97		A
AI	1	0.1960	0.0070	0.86	A	W
AM	1	0.6055	0.0660	2.66	A	N
AN	1	0.2100	0.0100	0.92	A	A
AT	1	0.2140	0.0290	0.94	A	A
AU	1	0.2200	0.0300	0.97	A	A
BE	1	0.2160	0.0190	0.95	A	A
BM	1	0.2300	0.0300	1.01	A	A
BQ	1	0.2400	0.0500	1.05	N	A
BU	1	0.0260	0.0060	0.11	A	N
BX	1	0.6000	0.0580	2.64	A	N
CH	1	0.2073	0.0193	0.91	N	A
EG	1	0.2180	0.0090	0.96	A	A
FE	1	0.2470	0.0114	1.09	A	A
GA	1	0.2353	0.0415	1.03	A	A
GE	1	0.2280	0.0320	1.00	A	A
IS	1	0.1950	0.0200	0.86	A	W
IT	1	0.2100	0.0210	0.92		A
ML	1	0.2370	0.0340	1.04	A	A
NA	1	0.2130	0.0100	0.94	A	A
NQ	1	0.2168	0.0120	0.95	A	A
PS	1	0.2400	0.0200	1.05	A	A
SD	1	0.2180	0.0290	0.96	A	A
SE	1	0.2380	0.0080	1.05	A	A
SN	1	0.2270	0.0250	1.00	A	A
SR	1	0.2380	0.0320	1.05	A	A
TI	1	0.2200	0.0190	0.97	A	A
TN	1	0.2165	0.0078	0.95	N	A
TO	1	0.2300	0.0480	1.01	A	A
TX	1	0.2060	0.0040	0.90	A	A
WA	1	0.1950	0.0210	0.86	A	W
WC	1	0.2200	0.0500	0.97	W	A
WE	1	0.2160	0.0361	0.95	A	A

Values for elemental Uranium are reported in micrograms/filter, g or mL pCi/g or mL =Bq x 0.027

Evaluation: A=Acceptable, W=Acceptable with Warning, N=Not Acceptable

If the evaluation system is not appropriate for the types of analyses performed in your lab, apply site specific evaluation.

QAP 57 Results by Nuclide

Matrix: AI Air Filter Bq / filter
Radionuclide: U234

EML Value: 0.2276
EML Error: 0.0057

Labcode	Test Number	Reported Value	Reported Error	<u>Reported EML</u>	QAP 56 Evaluation	Evaluation
---------	-------------	----------------	----------------	---------------------	-------------------	------------

Total Number Reported: 33

Values for elemental Uranium are reported in micrograms/filter, g or mL pCi/g or mL =Bq x 0.027
Evaluation: A=Acceptable, W=Acceptable with Warning, N=Not Acceptable
If the evaluation system is not appropriate for the types of analyses performed in your lab, apply site specific evaluation.

QAP 57 Results by Nuclide

Matrix: AI Air Filter Bq / filter
Radionuclide: U238

EML Value: 0.2299
EML Error: 0.0056

Labcode	Test Number	Reported Value	Reported Error	Reported EML	QAP 56 Evaluation	Evaluation
AF	1	0.2200	0.0200	0.96		A
AI	1	0.2090	0.0080	0.91	A	A
AM	1	0.5697	0.0617	2.48	W	N
AN	1	0.2000	0.0100	0.87	A	W
AT	1	0.2110	0.0290	0.92	A	A
AU	1	0.2200	0.0300	0.96	A	A
BE	1	0.2170	0.0190	0.94	A	A
BM	1	0.2300	0.0300	1.00	A	A
BQ	1	0.2200	0.0500	0.96	W	A
BU	1	0.0240	0.0040	0.10	A	N
BX	1	0.5500	0.0540	2.39	A	N
CH	1	0.2061	0.0192	0.90	N	W
EG	1	0.2150	0.0090	0.94	A	A
FE	1	0.2374	0.0101	1.03	A	A
GA	1	0.2330	0.0419	1.01	A	A
GE	1	0.2060	0.0300	0.90	A	W
GT	1	0.2300	0.0600	1.00		A
IS	1	0.2000	0.0200	0.87	A	W
IT	1	0.2300	0.0230	1.00		A
ML	1	0.2370	0.0340	1.03	A	A
NA	1	0.2080	0.0100	0.90	A	A
NQ	1	0.2201	0.0120	0.96	A	A
PS	1	0.2300	0.0200	1.00	A	A
SD	1	0.2050	0.0270	0.89	A	W
SE	1	0.2280	0.0080	0.99	A	A
SI	1	0.2400	0.0600	1.04		A
SI	2	0.2500	0.1400	1.09		A
SN	1	0.2230	0.0250	0.97	A	A
SR	1	0.2410	0.0320	1.05	A	A
TI	1	0.1940	0.0170	0.84	A	W
TN	1	0.2133	0.0077	0.93	N	A
TO	1	0.2030	0.0430	0.88	A	W
TX	1	0.2030	0.0040	0.88	A	W
WA	1	0.2100	0.0220	0.91	A	A

Values for elemental Uranium are reported in micrograms/filter, g or mL pCi/g or mL =Bq x 0.027

Evaluation: A=Acceptable, W=Acceptable with Warning, N=Not Acceptable

If the evaluation system is not appropriate for the types of analyses performed in your lab, apply site specific evaluation.

QAP 57 Results by Nuclide

Matrix: AI Air Filter Bq / filter
Radionuclide: U238

EML Value: 0.2299
EML Error: 0.0056

Labcode	Test Number	Reported Value	Reported Error	<u>Reported EML</u>	QAP 56 Evaluation	Evaluation
WC	1	0.2300	0.0500	1.00	W	A
WE	1	0.2110	0.0373	0.92	A	A

Total Number Reported: 36

Values for elemental Uranium are reported in micrograms/filter, g or mL pCi/g or mL =Bq x 0.027
Evaluation: A=Acceptable, W=Acceptable with Warning, N=Not Acceptable
 If the evaluation system is not appropriate for the types of analyses performed in your lab, apply site specific evaluation.

QAP 57 Results by Nuclide

Matrix: SO Soil Bq / kg
Radionuclide: AC228

EML Value: 42.3000
EML Error: 1.5600

Labcode	Test Number	Reported Value	Reported Error	Reported EML	QAP 56 Evaluation	Evaluation
AC	1	36.2000	6.9000	0.86	A	W
AF	1	39.2200	3.0800	0.93	W	A
AG	1	46.0000	8.6000	1.09	A	A
AI	1	44.9000	8.5000	1.06	A	A
AM	1	40.5750	1.6400	0.96		A
AT	1	45.2020	11.0080	1.07	A	A
AU	1	45.1000	5.5000	1.07	A	A
AV	1	57.0000	4.0000	1.35		W
BN	1	45.1400	6.0500	1.07	A	A
BQ	1	25.0000	10.0000	0.59	A	N
BU	1	43.0000	4.0000	1.02	A	A
BX	1	40.7000	7.3000	0.96	A	A
CC	1	56.0000	6.0000	1.32		W
CD	1	44.0000	3.0000	1.04	A	A
CH	1	45.1800	3.7890	1.07	A	A
CM	2	46.2000	1.2000	1.09	A	A
CM	1	45.1000	1.1000	1.07	A	A
CN	1	38.1000	1.6000	0.90	A	A
CP	1	40.1000	2.7000	0.95	N	A
CS	1	39.2500	6.1800	0.93	N	A
CU	1	47.0000	5.0000	1.11	A	A
CW	1	43.0000	3.0000	1.02	A	A
DH	1	46.6100	4.9100	1.10		A
EC	3	48.8000	1.8000	1.15	A	A
EC	2	50.2000	1.9000	1.19	A	A
EC	5	51.2000	1.9000	1.21	A	W
EC	1	50.3000	1.9000	1.19	A	A
EC	4	50.4000	1.9000	1.19	A	W
EG	1	36.0000	7.0000	0.85	A	W
FE	1	52.7900	3.6300	1.25	W	W
FG	1	41.2000	8.7000	0.97	A	A
FL	1	41.9500	1.0200	0.99	A	A
FN	1	41.8000	2.6000	0.99	A	A
FR	1	47.0000	7.0000	1.11	A	A

Values for elemental Uranium are reported in micrograms/filter, g or mL pCi/g or mL =Bq x 0.027

Evaluation: A=Acceptable, W=Acceptable with Warning, N=Not Acceptable

If the evaluation system is not appropriate for the types of analyses performed in your lab, apply site specific evaluation.

QAP 57 Results by Nuclide

Matrix: SO Soil Bq / kg
Radionuclide: AC228

EML Value: 42.3000
EML Error: 1.5600

Labcode	Test Number	Reported Value	Reported Error	Reported EML	QAP 56 Evaluation	Evaluation
FS	1	40.9000	0.2000	0.97	A	A
FU	1	43.2900	2.6300	1.02	A	A
GA	1	41.5000	7.8000	0.98	A	A
GC	3	48.9100	10.6900	1.16		A
GC	2	38.8700	6.4200	0.92		A
GC	1	36.8200	9.5800	0.87		A
GE	1	40.4500	7.1000	0.96	A	A
HU	1	40.0000	2.1000	0.95	A	A
ID	1	38.3630	2.0210	0.91		A
IO	1	52.0500	17.6300	1.23	A	W
IS	1	46.3000	13.1000	1.10	A	A
IT	1	52.8000	4.2900	1.25	A	W
KR	1	40.6000	2.5000	0.96		A
KS	1	55.1000	7.8000	1.30	A	W
LA	3	36.5000	4.4000	0.86	W	W
LA	2	35.7000	4.4000	0.84	W	W
LA	1	36.4000	4.5000	0.86	W	W
LM	1	38.6000	1.4000	0.91	A	A
LV	1	39.6000	1.1000	0.94	A	A
ME	1	52.9000	1.7000	1.25	A	W
ME	2	52.5000	1.3000	1.24	A	W
MS	1	46.7000	4.7000	1.10	A	A
MY	1	42.3500	3.6300	1.00	W	A
MY	2	48.8000	3.8100	1.15	W	A
MY	3	44.8400	2.6600	1.06	W	A
MZ	1	64.0500	8.8000	1.51		N
NA	1	40.3000	0.9000	0.95		A
NJ	1	31.3000	2.0000	0.74	A	N
NJ	4	29.7000	2.3000	0.70	A	N
NJ	2	29.9000	2.3000	0.71	A	N
NJ	3	31.6000	2.0000	0.75	A	N
NJ	5	31.7000	2.3000	0.75	A	N
NQ	1	43.3000	4.8000	1.02	A	A
NZ	1	41.5000	1.7000	0.98	A	A
OB	1	40.1000	5.6300	0.95	A	A

Values for elemental Uranium are reported in micrograms/filter, g or mL pCi/g or mL =Bq x 0.027

Evaluation: A=Acceptable, W=Acceptable with Warning, N=Not Acceptable

If the evaluation system is not appropriate for the types of analyses performed in your lab, apply site specific evaluation.

QAP 57 Results by Nuclide

Matrix: SO Soil Bq / kg
Radionuclide: AC228

EML Value: 42.3000
EML Error: 1.5600

Labcode	Test Number	Reported Value	Reported Error	Reported EML	QAP 56 Evaluation	Evaluation
OC	1	33.6000	2.7000	0.79		N
OH	1	43.0000	4.0000	1.02	A	A
OT	1	3.4000	0.4000	0.08	A	N
OU	1	40.5000	7.8900	0.96	A	A
OU	2	54.1000	15.7000	1.28	A	W
PK	1	43.1250	3.7910	1.02	W	A
PO	1	41.8000	3.2000	0.99	A	A
RA	1	44.0000	5.0000	1.04	A	A
RB	1	42.6100	3.4100	1.01	A	A
RI	1	49.8000	4.5600	1.18	A	A
RM	1	48.8000	6.9000	1.15	A	A
RU	1	61.7000	9.2000	1.46	N	N
SD	1	48.5000	6.4000	1.15	A	A
SE	1	42.4000	2.3000	1.00	A	A
SI	1	43.3000	1.2000	1.02	A	A
SN	1	45.4000	10.1000	1.07	A	A
SR	1	34.2000	5.5000	0.81	N	W
SV	1	41.0000	1.0000	0.97		A
SW	1	55.3200	7.9550	1.31		W
SY	1	42.0000	1.7000	0.99	A	A
TE	1	47.6000	1.9000	1.13	A	A
TM	1	42.2000	10.1000	1.00	W	A
TN	1	37.3000	8.2000	0.88		A
TO	1	42.1500	6.9900	1.00	N	A
TP	1	45.2200	0.5800	1.07	A	A
TQ	1	44.8000	1.1000	1.06	A	A
TW	1	46.0000	1.9600	1.09	A	A
TX	1	41.2000	1.4000	0.97	A	A
UY	1	40.8000	9.7000	0.96		A
WA	1	44.0000	4.0000	1.04	W	A
WI	1	39.8000	6.5700	0.94	W	A
WI	2	40.4000	6.6500	0.95	W	A
WI	3	39.1000	6.4900	0.92	W	A
WN	1	38.5000	3.0000	0.91	A	A
WN	2	36.9000	1.1000	0.87	A	A

Values for elemental Uranium are reported in micrograms/filter, g or mL pCi/g or mL =Bq x 0.027

Evaluation: A=Acceptable, W=Acceptable with Warning, N=Not Acceptable

If the evaluation system is not appropriate for the types of analyses performed in your lab, apply site specific evaluation.

QAP 57 Results by Nuclide

Matrix: SO Soil Bq / kg
Radionuclide: AC228

EML Value: 42.3000
EML Error: 1.5600

Labcode	Test Number	Reported Value	Reported Error	<u>Reported EML</u>	QAP 56 Evaluation	Evaluation
WN	3	35.2000	1.4000	0.83	A	W
WO	1	39.5000	8.3000	0.93	A	A
WO	2	42.8000	6.7000	1.01	A	A
WT	1	47.0000	8.6400	1.11	A	A
WW	1	37.7000	2.0000	0.89	W	A
WW	3	36.9000	1.9000	0.87	W	A
WW	2	35.7000	1.9000	0.84	W	W
YA	1	41.0000	0.8000	0.97	A	A
YU	1	46.9000	1.1000	1.11	A	A
ZC	1	50.3600	4.6600	1.19		W

Total Number Reported: 114

Values for elemental Uranium are reported in micrograms/filter, g or mL pCi/g or mL =Bq x 0.027
Evaluation: A=Acceptable, W=Acceptable with Warning, N=Not Acceptable
 If the evaluation system is not appropriate for the types of analyses performed in your lab, apply site specific evaluation.

QAP 57 Results by Nuclide

Matrix: SO Soil Bq / kg
Radionuclide: AM241

EML Value: 6.7670
EML Error: 0.3007

Labcode	Test Number	Reported Value	Reported Error	Reported EML	QAP 56 Evaluation	Evaluation
AG	1	6.9300	1.4000	1.02	A	A
AI	1	6.1800	0.6000	0.91	A	A
AM	1	7.4961	0.4933	1.11	A	A
AN	1	7.2000	0.8000	1.06	A	A
AT	1	6.9500	1.3630	1.03	A	A
AU	1	6.3000	1.3000	0.93	A	A
AV	1	7.3000	1.8000	1.08		A
BE	1	6.8900	0.3400	1.02	A	A
BO	1	7.1890	1.3740	1.06		A
BU	1	5.5000	0.8000	0.81	W	W
BX	1	2.9000	0.6700	0.43	W	N
CH	1	8.2370	1.1900	1.22	A	A
CR	1	6.7000	0.8000	0.99		A
DH	1	7.6760	0.6570	1.13		A
EC	4	9.3000	1.1000	1.37	A	A
EC	3	9.7000	1.1000	1.43	A	A
EC	2	8.0000	1.0000	1.18	A	A
EC	1	9.4000	1.1000	1.39	A	A
EC	5	9.6000	1.1000	1.42	A	A
EG	1	6.8700	0.6900	1.01	A	A
FE	1	8.4360	0.6648	1.25	A	A
FL	1	6.3400	0.3100	0.94	N	A
FR	1	8.7000	1.8000	1.29	A	A
FS	1	6.2000	0.1000	0.92	A	A
FU	1	7.3300	1.5300	1.08	A	A
GA	1	6.8130	1.2580	1.01	A	A
GE	1	7.9700	1.6400	1.18	A	A
GT	1	8.2000	2.1000	1.21	A	A
HU	1	4.7500	1.2000	0.70	W	W
ID	1	7.3200	0.5840	1.08		A
IN	1	6.9600	2.1300	1.03	A	A
IS	1	6.1000	1.2000	0.90	A	A
IT	1	7.0500	0.7400	1.04	A	A
KR	1	6.7000	1.0000	0.99	A	A

Values for elemental Uranium are reported in micrograms/filter, g or mL pCi/g or mL =Bq x 0.027

Evaluation: A=Acceptable, W=Acceptable with Warning, N=Not Acceptable

If the evaluation system is not appropriate for the types of analyses performed in your lab, apply site specific evaluation.

QAP 57 Results by Nuclide

Matrix: SO Soil Bq / kg
Radionuclide: AM241

EML Value: 6.7670
EML Error: 0.3007

Labcode	Test Number	Reported Value	Reported Error	Reported EML	QAP 56 Evaluation	Evaluation
KS	1	6.9000	1.2000	1.02		A
LA	1	8.2800	0.4140	1.22	A	A
LA	2	7.9100	0.3960	1.17	A	A
LB	1	5.0600	1.2500	0.75		W
LL	1	7.0200	2.1000	1.04		A
LM	1	7.1200	0.6400	1.05	A	A
LV	1	5.2600	0.4800	0.78	N	W
LW	1	5.3000	1.7500	0.78	A	W
ME	2	7.4000	1.8000	1.09	A	A
ME	1	9.7000	1.9000	1.43	A	A
NJ	4	5.7400	0.8100	0.85	W	W
NJ	3	5.8800	4.5500	0.87	W	W
NJ	2	6.5900	1.0000	0.97	W	A
NJ	1	5.4000	0.7800	0.80	W	W
NJ	5	5.4800	0.8500	0.81	W	W
NM	2	6.7500	0.2800	1.00		A
NM	1	7.1100	0.3000	1.05		A
NM	3	9.1400	0.3300	1.35		A
NQ	1	9.2400	0.9000	1.37	A	A
NZ	1	7.8900	0.9800	1.17	A	A
OB	1	8.6500	3.4000	1.28	N	A
OK	1	6.6000	1.6000	0.98	A	A
PK	1	7.7890	1.1210	1.15	A	A
PO	1	4.7000	1.5000	0.69	A	W
PS	1	5.7000	2.7700	0.84	A	W
RB	1	5.8690	0.4700	0.87	W	W
RU	1	6.7000	1.0000	0.99		A
SB	1	8.3300	1.9000	1.23	W	A
SD	1	8.4000	1.6000	1.24	W	A
SE	1	5.6300	0.8900	0.83	A	W
SI	1	6.7000	0.6000	0.99	A	A
SN	1	9.1000	4.8300	1.35	A	A
SR	1	6.7500	1.4800	1.00	N	A
SV	1	7.4000	0.3100	1.09		A
SW	1	14.2000	6.6900	2.10		W

Values for elemental Uranium are reported in micrograms/filter, g or mL pCi/g or mL =Bq x 0.027

Evaluation: A=Acceptable, W=Acceptable with Warning, N=Not Acceptable

If the evaluation system is not appropriate for the types of analyses performed in your lab, apply site specific evaluation.

QAP 57 Results by Nuclide

Matrix: SO Soil Bq / kg
Radionuclide: AM241

EML Value: 6.7670
EML Error: 0.3007

Labcode	Test Number	Reported Value	Reported Error	Reported EML	QAP 56 Evaluation	Evaluation
SY	1	7.9000	1.5000	1.17	A	A
TE	1	7.8000	1.4000	1.15	W	A
TI	1	6.9300	3.7600	1.02	A	A
TM	1	6.7000	1.6200	0.99	A	A
TN	1	6.3140	1.7020	0.93	W	A
TO	1	7.5290	2.8900	1.11	W	A
UY	1	6.8900	1.9000	1.02	A	A
WA	1	5.6600	0.7400	0.84	N	W
WC	1	6.7500	1.6500	1.00	A	A
WI	3	6.0700	1.0900	0.90	A	A
WI	2	5.4400	1.0200	0.80	A	W
WI	1	6.4900	1.1500	0.96	A	A
WN	3	5.9000	2.8000	0.87	A	W
WN	2	8.1000	3.6000	1.20	A	A
WN	1	5.0000	2.2000	0.74	A	W
WW	3	6.4000	1.8000	0.95	W	A
WW	1	4.9000	1.7000	0.72	W	W
WW	2	5.1000	1.7000	0.75	W	W
YA	1	6.4300	0.1800	0.95	A	A
YU	1	7.0600	0.3200	1.04		A
ZC	1	5.5000	0.7600	0.81		W

Total Number Reported: 90

Values for elemental Uranium are reported in micrograms/filter, g or mL pCi/g or mL =Bq x 0.027
Evaluation: A=Acceptable, W=Acceptable with Warning, N=Not Acceptable
 If the evaluation system is not appropriate for the types of analyses performed in your lab, apply site specific evaluation.

QAP 57 Results by Nuclide

Matrix: SO Soil Bq / kg
Radionuclide: BI212

EML Value: 45.9300
EML Error: 4.5100

Labcode	Test Number	Reported Value	Reported Error	Reported EML	QAP 56 Evaluation	Evaluation
AG	1	50.7000	18.0000	1.10	A	A
AI	1	44.9000	12.5000	0.98	A	A
AM	1	42.4900	4.3200	0.93	A	A
AU	1	42.0000	10.0000	0.91	A	A
AV	1	52.0000	19.0000	1.13		A
BE	1	55.0000	18.0000	1.20	A	W
BN	1	40.7400	8.2400	0.89	W	A
BQ	1	52.0000	20.0000	1.13	N	A
BU	1	45.0000	4.0000	0.98	A	A
BX	1	25.1000	7.5000	0.55	A	W
CD	1	55.0000	9.0000	1.20	A	W
CH	1	48.8800	8.9140	1.06	A	A
CM	1	27.4000	1.8000	0.60	W	A
CM	2	28.8000	1.9000	0.63	W	A
CP	1	46.9000	5.1000	1.02	N	A
CR	1	49.0000	7.0000	1.07	N	A
CS	1	28.1400	4.6000	0.61	N	A
CU	1	44.0000	4.0000	0.96	A	A
DH	1	27.5100	5.1000	0.60		A
EC	5	40.2000	6.5000	0.88	A	A
EC	4	41.0000	6.5000	0.89	A	A
EC	3	51.7000	7.3000	1.13	A	A
EC	2	42.7000	7.2000	0.93	A	A
EC	1	39.5000	7.1000	0.86	A	A
EG	1	47.0000	20.0000	1.02	A	A
FL	1	47.2800	2.5400	1.03	A	A
FN	1	44.5000	6.4000	0.97	A	A
FR	1	44.0000	11.0000	0.96	A	A
FU	1	38.9100	6.2200	0.85	A	A
GA	1	42.1000	16.4000	0.92	W	A
GE	1	29.1000	7.1200	0.63	A	A
HU	1	41.4000	3.5000	0.90	A	A
ID	1	36.9900	2.7330	0.81		A
IS	1	54.2000	15.2000	1.18	A	W

Values for elemental Uranium are reported in micrograms/filter, g or mL pCi/g or mL =Bq x 0.027

Evaluation: A=Acceptable, W=Acceptable with Warning, N=Not Acceptable

If the evaluation system is not appropriate for the types of analyses performed in your lab, apply site specific evaluation.

QAP 57 Results by Nuclide

Matrix: SO Soil Bq / kg
Radionuclide: BI212

EML Value: 45.9300
EML Error: 4.5100

Labcode	Test Number	Reported Value	Reported Error	Reported EML	QAP 56 Evaluation	Evaluation
LA	3	39.7000	9.5000	0.86	A	A
LA	2	42.6000	9.4000	0.93	A	A
LA	1	40.2000	7.3000	0.88	A	A
LM	1	39.8600	1.2300	0.87	W	A
LV	1	40.4000	3.4000	0.88	A	A
ME	1	50.3000	4.4000	1.10	A	A
ME	2	52.5000	4.8000	1.14	A	A
MY	2	44.5600	12.5000	0.97	W	A
MY	1	55.1000	13.3000	1.20	W	W
MY	3	33.6900	8.8300	0.73	W	A
NA	1	37.1000	2.3000	0.81	A	A
NJ	3	40.7000	7.8000	0.89	A	A
NJ	5	32.8000	9.4000	0.71	A	A
NJ	2	39.2000	9.6000	0.85	A	A
NJ	1	32.7000	7.9000	0.71	A	A
NQ	1	53.7000	7.4000	1.17	W	W
NZ	1	42.1000	3.2000	0.92		A
OB	1	45.2000	18.0000	0.98	W	A
OH	1	52.9000	13.0000	1.15	A	A
OT	1	4.0000	1.0000	0.09	A	N
PK	1	47.5030	6.0460	1.03	A	A
PS	1	54.0100	3.4900	1.18		W
RA	1	48.0000	4.0000	1.04	A	A
RB	1	49.2900	3.9400	1.07	A	A
RM	1	43.1000	8.4000	0.94	A	A
SD	1	47.0000	7.6000	1.02		A
SI	1	41.5000	1.4000	0.90	A	A
SN	1	26.3000	13.7000	0.57	A	W
SR	1	25.2000	6.1000	0.55	A	W
SV	1	26.0000	1.5000	0.57		W
SW	1	64.1600	22.0200	1.40		N
SY	1	39.0000	3.0000	0.85	A	A
TE	1	45.6000	1.7000	0.99	A	A
TI	1	23.2000	1.9500	0.50	A	W
TM	1	22.7000	16.9000	0.49	A	N

Values for elemental Uranium are reported in micrograms/filter, g or mL pCi/g or mL =Bq x 0.027

Evaluation: A=Acceptable, W=Acceptable with Warning, N=Not Acceptable

If the evaluation system is not appropriate for the types of analyses performed in your lab, apply site specific evaluation.

QAP 57 Results by Nuclide

Matrix: SO Soil Bq / kg
Radionuclide: BI212

EML Value: 45.9300
EML Error: 4.5100

Labcode	Test Number	Reported Value	Reported Error	Reported EML	QAP 56 Evaluation	Evaluation
TN	1	38.3000	22.1000	0.83	A	A
TO	1	44.2500	14.8280	0.96	A	A
TP	1	44.8800	4.9200	0.98	W	A
TQ	1	52.0000	3.6000	1.13	A	A
TW	1	44.8000	4.3700	0.98	A	A
TX	1	26.9000	3.4000	0.59	W	W
WA	1	22.0000	9.0000	0.48	A	N
WE	1	33.4100	11.2400	0.73	A	A
WI	3	35.1000	9.7300	0.76	A	A
WI	2	40.2000	10.7000	0.88	A	A
WI	1	49.7000	15.8000	1.08	A	A
WN	3	23.2000	3.4000	0.50	A	W
WN	2	23.7000	3.3000	0.52	A	W
WN	1	24.2000	2.4000	0.53	A	W
WT	1	33.8000	15.6000	0.74	A	A
WW	1	21.9000	3.7000	0.48	N	N
WW	2	22.0000	3.6000	0.48	N	N
WW	3	18.0000	2.5000	0.39	N	N
ZC	1	54.0500	11.2800	1.18		W

Total Number Reported: 88

Values for elemental Uranium are reported in micrograms/filter, g or mL pCi/g or mL =Bq x 0.027
Evaluation: A=Acceptable, W=Acceptable with Warning, N=Not Acceptable
 If the evaluation system is not appropriate for the types of analyses performed in your lab, apply site specific evaluation.

QAP 57 Results by Nuclide

Matrix: SO Soil Bq / kg
Radionuclide: BI214

EML Value: 33.6300
EML Error: 1.5600

Labcode	Test Number	Reported Value	Reported Error	Reported EML	QAP 56 Evaluation	Evaluation
AC	1	23.1000	7.9000	0.69	A	N
AG	1	32.1000	6.2000	0.95	W	A
AI	1	34.6000	5.8000	1.03	W	A
AM	1	37.2580	1.1010	1.11	A	A
AT	1	35.2200	3.2000	1.05	A	A
AU	1	32.5000	3.6000	0.97	A	A
AV	1	40.0000	3.0000	1.19		A
BE	1	33.0000	6.0000	0.98	A	A
BN	1	34.5200	4.1100	1.03	A	A
BQ	1	18.0000	12.0000	0.54	A	N
BU	1	39.0000	4.0000	1.16		A
BX	1	33.5000	5.2000	1.00	W	A
CC	1	36.0000	4.0000	1.07		A
CD	1	34.0000	2.0000	1.01	W	A
CH	1	32.8200	2.3330	0.98	A	A
CM	2	36.9000	1.0000	1.10	W	A
CM	1	34.3000	0.9000	1.02	W	A
CN	1	34.5000	1.8000	1.03	A	A
CP	1	32.8000	2.1000	0.98	A	A
CS	1	33.4400	5.2500	0.99		A
CU	1	38.0000	3.0000	1.13	W	A
DH	1	42.0500	4.8200	1.25		W
EC	5	43.5000	1.9000	1.29	A	W
EC	4	41.1000	1.9000	1.22	A	A
EC	3	43.6000	2.0000	1.30	A	W
EC	1	42.4000	1.9000	1.26	A	W
EC	2	44.5000	2.0000	1.32	A	W
EG	1	31.0000	4.0000	0.92	N	A
FE	1	38.9400	2.1580	1.16	A	A
FG	1	46.3000	7.9000	1.38	A	W
FL	1	33.0900	0.8600	0.98	A	A
FN	1	37.4000	2.4000	1.11	A	A
FR	1	38.0000	6.0000	1.13	A	A
FS	1	37.1000	0.6000	1.10	A	A

Values for elemental Uranium are reported in micrograms/filter, g or mL pCi/g or mL =Bq x 0.027

Evaluation: A=Acceptable, W=Acceptable with Warning, N=Not Acceptable

If the evaluation system is not appropriate for the types of analyses performed in your lab, apply site specific evaluation.

QAP 57 Results by Nuclide

Matrix: SO Soil Bq / kg
Radionuclide: BI214

EML Value: 33.6300
EML Error: 1.5600

Labcode	Test Number	Reported Value	Reported Error	Reported EML	QAP 56 Evaluation	Evaluation
FU	1	34.5900	1.6500	1.03	W	A
GA	1	24.3000	5.5000	0.72	W	N
GC	1	38.7700	7.4400	1.15		A
GC	3	47.1800	6.6500	1.40		W
GC	2	37.0600	4.4900	1.10		A
GE	1	29.4000	4.3000	0.87	W	A
HU	1	32.3000	1.8000	0.96	A	A
ID	1	28.7830	1.8780	0.86		W
IO	1	37.8900	18.4300	1.13	A	A
IS	1	29.7000	4.9000	0.88	W	A
IT	1	38.4000	2.9700	1.14	A	A
KR	1	40.5000	4.8000	1.20		A
LA	3	28.6000	3.5000	0.85	N	W
LA	2	27.8000	3.5000	0.83	N	W
LA	1	27.5000	3.4000	0.82	N	W
LB	1	40.1900	3.0400	1.20		A
LM	1	37.9400	1.2300	1.13	W	A
LV	1	32.5000	1.0000	0.97	W	A
ME	2	31.5000	1.2000	0.94	A	A
ME	1	28.8000	1.1000	0.86	A	W
MS	1	33.7000	3.4000	1.00	A	A
MY	1	39.7400	6.0700	1.18	A	A
MY	2	50.0000	2.3600	1.49	A	N
MY	3	41.5400	3.8400	1.24	A	W
MZ	1	15.6900	5.2500	0.47		N
NA	1	33.0000	0.8000	0.98	W	A
NJ	2	22.5000	2.1000	0.67	A	N
NJ	1	21.3000	2.2000	0.63	A	N
NJ	3	20.4000	2.3000	0.61	A	N
NJ	4	21.2000	2.1000	0.63	A	N
NJ	5	20.0000	2.7000	0.60	A	N
NQ	1	33.0000	3.7000	0.98	A	A
NZ	1	39.4000	1.2000	1.17	A	A
OB	1	31.6000	9.9500	0.94	A	A
OC	1	31.9000	2.6000	0.95		A

Values for elemental Uranium are reported in micrograms/filter, g or mL pCi/g or mL =Bq x 0.027

Evaluation: A=Acceptable, W=Acceptable with Warning, N=Not Acceptable

If the evaluation system is not appropriate for the types of analyses performed in your lab, apply site specific evaluation.

QAP 57 Results by Nuclide

Matrix: SO Soil Bq / kg
Radionuclide: BI214

EML Value: 33.6300
EML Error: 1.5600

Labcode	Test Number	Reported Value	Reported Error	Reported EML	QAP 56 Evaluation	Evaluation
OH	1	31.0000	3.0000	0.92	W	A
OT	1	3.2000	1.0000	0.09	A	N
PK	1	45.7180	4.4220	1.36	W	W
PO	1	34.5000	2.0000	1.03	A	A
PS	1	89.1600	8.2500	2.65		N
RA	1	42.0000	4.0000	1.25	W	W
RB	1	30.4900	2.4400	0.91	A	A
RI	1	39.1000	3.4300	1.16	A	A
RM	1	39.0000	5.4000	1.16	A	A
RU	1	37.1000	5.6000	1.10	N	A
SD	1	33.9000	2.9000	1.01	N	A
SE	1	32.6000	1.5000	0.97	A	A
SI	2	38.0000	0.9000	1.13	A	A
SI	1	33.3000	0.9000	0.99	A	A
SN	1	32.2000	6.6000	0.96	W	A
SR	1	35.3000	3.4000	1.05	A	A
SV	1	35.0000	0.5000	1.04		A
SW	1	40.8100	5.7720	1.21		A
SY	1	41.3000	1.6000	1.23	A	A
TE	1	48.8000	4.9000	1.45	W	N
TI	1	21.3000	0.9720	0.63	W	N
TM	1	36.9000	7.1500	1.10	A	A
TN	1	25.0000	4.0000	0.74	N	N
TO	1	36.0200	6.4960	1.07	W	A
TP	1	40.1100	2.6100	1.19	A	A
TQ	1	38.6000	1.3000	1.15	A	A
TX	1	33.5000	1.2000	1.00	A	A
UG	1	37.7000	3.8000	1.12		A
UG	2	36.4000	5.5000	1.08		A
WA	1	33.0000	3.0000	0.98	A	A
WE	1	32.5100	2.5500	0.97	W	A
WI	1	29.0000	4.5200	0.86		W
WI	2	30.8000	4.6800	0.92		A
WI	3	27.2000	4.3300	0.81		W
WN	1	29.9000	1.2000	0.89	A	A

Values for elemental Uranium are reported in micrograms/filter, g or mL pCi/g or mL =Bq x 0.027

Evaluation: A=Acceptable, W=Acceptable with Warning, N=Not Acceptable

If the evaluation system is not appropriate for the types of analyses performed in your lab, apply site specific evaluation.

QAP 57 Results by Nuclide

Matrix: SO Soil Bq / kg
Radionuclide: BI214

EML Value: 33.6300
EML Error: 1.5600

Labcode	Test Number	Reported Value	Reported Error	<u>Reported EML</u>	QAP 56 Evaluation	Evaluation
WN	2	28.6000	1.6000	0.85	A	W
WN	3	28.0000	1.4000	0.83	A	W
WO	1	38.9000	6.2000	1.16	A	A
WO	2	40.3000	4.8000	1.20	A	A
WT	1	43.8000	8.4500	1.30	W	W
WW	3	28.5000	1.4000	0.85	W	W
WW	2	27.9000	1.6000	0.83	W	W
WW	1	29.9000	1.8000	0.89	W	A
YU	1	38.2000	1.3000	1.14	A	A
ZC	1	40.4300	2.8500	1.20		A

Total Number Reported: 114

Values for elemental Uranium are reported in micrograms/filter, g or mL pCi/g or mL =Bq x 0.027
Evaluation: A=Acceptable, W=Acceptable with Warning, N=Not Acceptable
 If the evaluation system is not appropriate for the types of analyses performed in your lab, apply site specific evaluation.

QAP 57 Results by Nuclide

Matrix: SO Soil Bq / kg
Radionuclide: Bq U

EML Value: 87.2100
EML Error: 7.3000

Labcode	Test Number	Reported Value	Reported Error	Reported EML	QAP 56 Evaluation	Evaluation
AF	1	50.3200	3.7000	0.58	W	N
AI	1	87.7000	3.3000	1.01	A	A
AT	1	76.7430	6.4340	0.88	A	A
BU	1	110.0000	15.0000	1.26	A	W
FL	1	97.2100	5.1000	1.12		W
HT	1	62.0000	5.0000	0.71	A	W
MX	1	127.2230	5.3370	1.46	N	N
OT	1	94.0000	9.0000	1.08	A	A
SD	1	88.0000	14.5000	1.01	A	A
SN	1	82.5000	21.2000	0.95	A	A
TE	1	58.9000	0.7000	0.68	W	N
UY	1	90.0000	14.0000	1.03	A	A
WA	1	90.0000	7.0000	1.03	A	A
WI	2	66.6900	6.1240	0.76	A	W
WI	1	70.2700	6.4340	0.81	A	A
WI	3	63.6700	5.7600	0.73	A	W
WT	1	80.9000	16.8000	0.93	A	A

Total Number Reported: 17

Values for elemental Uranium are reported in micrograms/filter, g or mL pCi/g or mL =Bq x 0.027
Evaluation: A=Acceptable, W=Acceptable with Warning, N=Not Acceptable
 If the evaluation system is not appropriate for the types of analyses performed in your lab, apply site specific evaluation.

QAP 57 Results by Nuclide

Matrix: SO Soil Bq / kg
Radionuclide: CS137

EML Value: 829.3300
EML Error: 41.5800

Labcode	Test Number	Reported Value	Reported Error	Reported EML	QAP 56 Evaluation	Evaluation
AC	1	640.0000	10.0000	0.77	A	N
AF	1	776.3800	48.5900	0.94	W	A
AG	1	833.0000	137.0000	1.00	A	A
AI	1	922.0000	125.0000	1.11	A	A
AM	1	811.5800	2.3800	0.98	A	A
AN	1	880.0000	28.0000	1.06	A	A
AT	1	876.6800	101.3600	1.06	A	A
AU	1	815.0000	34.0000	0.98	A	A
AV	1	1017.0000	17.0000	1.23		W
BA	1	843.8500	150.2200	1.02	A	A
BE	1	820.0000	124.0000	0.99	A	A
BM	1	944.0000	118.0000	1.14	W	A
BN	1	884.3000	64.5500	1.07	A	A
BQ	1	860.0000	50.0000	1.04	A	A
BU	1	833.0000	42.0000	1.00	A	A
BX	1	873.0000	87.0000	1.05	A	A
CC	1	890.0000	90.0000	1.07		A
CD	1	878.0000	25.0000	1.06	A	A
CE	1	761.0000	44.7000	0.92	W	A
CF	3	829.1000	5.1000	1.00	A	A
CF	2	826.4000	5.3000	1.00	A	A
CF	1	822.4000	5.4000	0.99	A	A
CG	1	824.0000	48.0000	0.99	A	A
CH	1	907.6000	4.7110	1.09	A	A
CM	1	849.0000	18.0000	1.02	A	A
CM	2	876.0000	19.0000	1.06	A	A
CN	1	883.0000	44.0000	1.07	A	A
CO	1	805.0000	46.0000	0.97		A
CO	2	806.0000	46.0000	0.97		A
CO	3	801.0000	46.0000	0.97		A
CP	1	895.0000	38.0000	1.08	W	A
CR	1	836.0000	11.0000	1.01	A	A
CS	1	863.4000	135.6000	1.04	W	A
CU	1	939.0000	45.0000	1.13	A	A

Values for elemental Uranium are reported in micrograms/filter, g or mL pCi/g or mL =Bq x 0.027

Evaluation: A=Acceptable, W=Acceptable with Warning, N=Not Acceptable

If the evaluation system is not appropriate for the types of analyses performed in your lab, apply site specific evaluation.

QAP 57 Results by Nuclide

Matrix: SO Soil Bq / kg
Radionuclide: CS137

EML Value: 829.3300
EML Error: 41.5800

Labcode	Test Number	Reported Value	Reported Error	Reported EML	QAP 56 Evaluation	Evaluation
CW	1	826.0000	17.0000	1.00	A	A
DH	1	887.7000	62.9000	1.07		A
EC	3	878.1000	36.5000	1.06	A	A
EC	2	831.3000	34.6000	1.00	A	A
EC	1	847.0000	35.3000	1.02	A	A
EC	4	872.1000	36.3000	1.05	A	A
EC	5	874.7000	36.4000	1.05	A	A
EG	1	755.0000	60.0000	0.91	A	A
FE	1	934.2500	14.1850	1.13	A	A
FG	1	922.0000	110.0000	1.11	A	A
FL	1	884.3000	19.3800	1.07	A	A
FN	1	804.0000	71.0000	0.97	A	A
FR	1	970.0000	140.0000	1.17	A	W
FS	1	856.7000	2.9000	1.03	A	A
FU	1	849.3000	26.4700	1.02	A	A
GA	1	884.0000	24.6000	1.07	A	A
GC	2	730.4000	31.7700	0.88	W	W
GC	3	708.1000	30.3900	0.85	W	W
GC	1	708.7000	30.9100	0.86	W	W
GE	1	846.0000	99.4000	1.02	A	A
GT	1	730.0000	200.0000	0.88	A	W
HU	1	847.0000	46.0000	1.02	A	A
ID	1	775.3300	43.8110	0.94		A
IN	1	814.0000	34.0000	0.98	A	A
IO	1	867.0000	160.4600	1.04	A	A
IS	1	844.0000	106.0000	1.02	A	A
IT	1	989.2000	59.6000	1.19	A	W
KA	1	853.9300	49.0800	1.03	A	A
KR	1	828.2000	31.3000	1.00	A	A
KS	1	865.8000	12.9000	1.04	A	A
LA	3	670.0000	74.0000	0.81	W	W
LA	2	668.0000	74.0000	0.81	W	W
LA	1	668.0000	74.0000	0.81	W	W
LB	1	903.2300	64.2500	1.09		A
LL	1	767.0000	104.0000	0.93	W	A

Values for elemental Uranium are reported in micrograms/filter, g or mL pCi/g or mL =Bq x 0.027
Evaluation: A=Acceptable, W=Acceptable with Warning, N=Not Acceptable
 If the evaluation system is not appropriate for the types of analyses performed in your lab, apply site specific evaluation.

QAP 57 Results by Nuclide

Matrix: SO Soil Bq / kg
Radionuclide: CS137

EML Value: 829.3300
EML Error: 41.5800

Labcode	Test Number	Reported Value	Reported Error	Reported EML	QAP 56 Evaluation	Evaluation
LM	1	919.9300	2.5500	1.11	A	A
LV	1	811.0000	27.4000	0.98	A	A
LW	1	790.0000	101.4000	0.95	A	A
ME	2	899.0000	21.0000	1.08	A	A
ME	1	903.0000	22.0000	1.09	A	A
MS	1	882.0000	88.0000	1.06	A	A
MY	1	833.9000	27.8000	1.01	A	A
MY	2	839.9000	27.6000	1.01	A	A
MY	3	824.9000	26.5000	1.00	A	A
MZ	1	722.0600	11.1400	0.87	N	W
NA	1	868.0000	14.0000	1.05	A	A
NJ	2	892.0000	89.0000	1.08	A	A
NJ	3	888.0000	92.0000	1.07	A	A
NJ	4	895.0000	92.0000	1.08	A	A
NJ	5	884.0000	92.0000	1.07	A	A
NJ	1	895.0000	92.0000	1.08	A	A
NM	1	886.0000	21.0000	1.07		A
NQ	1	844.0000	100.0000	1.02	A	A
NR	1	773.0000	155.0000	0.93	A	A
NZ	1	832.0000	33.0000	1.00	A	A
OB	1	715.0000	132.0000	0.86	A	W
OC	1	782.0000	63.0000	0.94		A
OH	1	779.0000	5.0000	0.94	A	A
OK	1	947.2000	40.7000	1.14	A	A
OT	1	74.0000	1.0000	0.09	A	N
OU	1	1040.0000	33.0000	1.25	A	N
OU	2	925.0000	73.0000	1.12	A	A
PK	1	808.3300	11.3700	0.98	A	A
PO	1	839.0000	25.0000	1.01	A	A
PS	1	1058.0800	5.5500	1.28	A	N
RA	1	830.0000	40.0000	1.00	A	A
RB	1	810.5000	64.8400	0.98	A	A
RI	1	919.0000	6.8000	1.11	A	A
RM	1	920.0000	33.0000	1.11	A	A
RU	1	799.0000	119.8000	0.96	A	A

Values for elemental Uranium are reported in micrograms/filter, g or mL pCi/g or mL =Bq x 0.027
Evaluation: A=Acceptable, W=Acceptable with Warning, N=Not Acceptable
 If the evaluation system is not appropriate for the types of analyses performed in your lab, apply site specific evaluation.

QAP 57 Results by Nuclide

Matrix: SO Soil Bq / kg
Radionuclide: CS137

EML Value: 829.3300
EML Error: 41.5800

Labcode	Test Number	Reported Value	Reported Error	Reported EML	QAP 56 Evaluation	Evaluation
SA	1	1061.0000	42.0000	1.28	A	N
SB	1	960.1500	114.1400	1.16	A	A
SD	1	870.1000	45.2000	1.05	A	A
SE	1	860.0000	15.0000	1.04	A	A
SI	1	824.0000	17.0000	0.99	A	A
SL	2	851.0000	3.0000	1.03	N	A
SL	1	854.0000	3.0000	1.03	N	A
SN	1	802.0000	89.3000	0.97	A	A
SR	1	807.0000	82.0000	0.97	A	A
SV	1	870.0000	18.0000	1.05		A
SW	1	921.7000	86.5800	1.11		A
SX	1	784.4000	41.2600	0.95	N	A
SY	1	792.0000	33.0000	0.95	A	A
TE	1	819.6000	16.6000	0.99	A	A
TI	1	835.0000	9.7000	1.01	A	A
TM	1	917.0000	68.2000	1.11	A	A
TN	1	718.6000	7.6000	0.87	W	W
TO	1	835.7800	93.7000	1.01	W	A
TP	1	846.0000	5.9700	1.02	A	A
TQ	1	866.0000	14.0000	1.04	A	A
TW	1	847.0000	6.9500	1.02	A	A
TX	1	833.0000	11.0000	1.00	A	A
UC	1	953.0000	105.0000	1.15	A	A
UG	2	843.4000	14.5000	1.02	A	A
UG	1	782.2000	11.1000	0.94	A	A
UY	1	796.0000	81.0000	0.96	W	A
WA	1	851.0000	37.0000	1.03	A	A
WC	1	844.0000	129.0000	1.02	A	A
WE	1	840.1000	46.9800	1.01	A	A
WI	1	750.0000	94.9000	0.90	W	A
WI	2	756.0000	95.6000	0.91	W	A
WI	3	759.0000	96.0000	0.92	W	A
WN	1	719.0000	27.0000	0.87	A	W
WN	3	730.0000	27.0000	0.88	A	W
WN	2	726.0000	27.0000	0.88	A	W

Values for elemental Uranium are reported in micrograms/filter, g or mL pCi/g or mL =Bq x 0.027

Evaluation: A=Acceptable, W=Acceptable with Warning, N=Not Acceptable

If the evaluation system is not appropriate for the types of analyses performed in your lab, apply site specific evaluation.

QAP 57 Results by Nuclide

Matrix: SO Soil Bq / kg
Radionuclide: CS137

EML Value: 829.3300
EML Error: 41.5800

Labcode	Test Number	Reported Value	Reported Error	<u>Reported EML</u>	QAP 56 Evaluation	Evaluation
WO	2	863.7000	66.9000	1.04	A	A
WO	1	858.3000	97.6000	1.03	A	A
WT	1	849.0000	38.2000	1.02	A	A
WW	1	724.5000	52.9000	0.87	W	W
WW	2	727.8000	52.7000	0.88	W	W
WW	3	738.9000	53.9000	0.89	W	W
YA	1	857.0000	1.3000	1.03	A	A
YU	1	914.0000	22.0000	1.10	A	A
ZC	1	966.8000	4.6200	1.17		W

Total Number Reported: 148

Values for elemental Uranium are reported in micrograms/filter, g or mL pCi/g or mL =Bq x 0.027
Evaluation: A=Acceptable, W=Acceptable with Warning, N=Not Acceptable
 If the evaluation system is not appropriate for the types of analyses performed in your lab, apply site specific evaluation.

QAP 57 Results by Nuclide

Matrix: SO Soil Bq / kg
Radionuclide: K40

EML Value: 637.6700
EML Error: 34.2600

Labcode	Test Number	Reported Value	Reported Error	Reported EML	QAP 56 Evaluation	Evaluation
AC	1	569.0000	24.0000	0.89	A	W
AF	1	596.4400	54.2700	0.94	W	A
AG	1	637.0000	110.0000	1.00	A	A
AI	1	782.7000	115.0000	1.23	A	W
AM	1	672.8100	9.3900	1.05	A	A
AN	1	665.0000	60.0000	1.04	A	A
AT	1	656.3600	63.9000	1.03	A	A
AU	1	575.0000	30.0000	0.90	A	A
AV	1	684.0000	35.0000	1.07		A
BE	1	593.0000	66.0000	0.93	N	A
BN	1	679.5700	72.8000	1.07	W	A
BQ	1	680.0000	90.0000	1.07	A	A
BU	1	640.0000	35.0000	1.00	A	A
BX	1	655.0000	69.0000	1.03	A	A
CC	1	602.0000	60.0000	0.94		A
CD	1	695.0000	25.0000	1.09	A	A
CE	1	590.0000	49.5000	0.93	A	A
CG	1	664.0000	120.0000	1.04	A	A
CH	1	704.4000	18.8700	1.11	A	A
CM	1	710.0000	21.0000	1.11	A	A
CM	2	730.0000	22.0000	1.14	A	A
CN	1	633.0000	32.0000	0.99	W	A
CP	1	665.0000	31.0000	1.04	A	A
CR	1	660.0000	17.0000	1.03	A	A
CS	1	646.3000	102.2000	1.01	W	A
CU	1	703.0000	30.0000	1.10	A	A
CW	1	604.0000	22.0000	0.95	W	A
DH	1	660.8000	45.1000	1.04		A
EC	5	644.4000	39.2000	1.01	A	A
EC	3	644.6000	39.1000	1.01	A	A
EC	4	644.7000	39.2000	1.01	A	A
EC	1	629.0000	38.4000	0.99	A	A
EC	2	618.4000	38.0000	0.97	A	A
EG	1	600.0000	41.0000	0.94	N	A

Values for elemental Uranium are reported in micrograms/filter, g or mL pCi/g or mL =Bq x 0.027
Evaluation: A=Acceptable, W=Acceptable with Warning, N=Not Acceptable
 If the evaluation system is not appropriate for the types of analyses performed in your lab, apply site specific evaluation.

QAP 57 Results by Nuclide

Matrix: SO Soil Bq / kg
Radionuclide: K40

EML Value: 637.6700
EML Error: 34.2600

Labcode	Test Number	Reported Value	Reported Error	Reported EML	QAP 56 Evaluation	Evaluation
FE	1	656.1300	41.9040	1.03	A	A
FG	1	762.0000	145.0000	1.20	A	W
FL	1	686.8600	18.5500	1.08	A	A
FN	1	618.0000	55.0000	0.97	A	A
FR	1	770.0000	85.0000	1.21	A	W
FS	1	614.1000	8.4000	0.96	A	A
FU	1	678.1500	28.1000	1.06	A	A
GA	1	678.0000	42.4000	1.06	W	A
GC	1	610.4300	54.9000	0.96	A	A
GC	2	627.0000	41.4000	0.98	A	A
GC	3	577.8200	50.2700	0.91	A	A
GE	1	662.3000	72.8000	1.04	A	A
GT	1	620.0000	150.0000	0.97	A	A
HU	1	675.0000	44.0000	1.06	A	A
ID	1	593.0000	41.8570	0.93		A
IN	1	646.0000	56.2000	1.01	A	A
IO	1	614.4800	167.7800	0.96	A	A
IS	1	646.0000	71.0000	1.01	A	A
IT	1	713.3000	44.3000	1.12	A	A
KA	1	633.8700	161.1200	0.99	A	A
KR	1	629.6000	33.0000	0.99	A	A
KS	1	714.9000	11.2000	1.12	A	A
LA	3	512.0000	57.0000	0.80	W	W
LA	2	543.0000	61.0000	0.85	W	W
LA	1	541.0000	61.0000	0.85	W	W
LB	1	717.5500	64.2300	1.13		A
LL	1	686.0000	81.2000	1.08	A	A
LM	1	685.8800	11.1100	1.08	A	A
LV	1	617.0000	25.0000	0.97	W	A
LW	1	670.0000	95.6000	1.05	A	A
ME	2	688.0000	24.0000	1.08	A	A
ME	1	681.0000	24.0000	1.07	A	A
MS	1	661.0000	66.0000	1.04	A	A
MY	1	628.0000	39.8000	0.99	W	A
MY	2	648.3000	36.6000	1.02	W	A

Values for elemental Uranium are reported in micrograms/filter, g or mL pCi/g or mL =Bq x 0.027
Evaluation: A=Acceptable, W=Acceptable with Warning, N=Not Acceptable
 If the evaluation system is not appropriate for the types of analyses performed in your lab, apply site specific evaluation.

QAP 57 Results by Nuclide

Matrix: SO Soil Bq / kg
Radionuclide: K40

EML Value: 637.6700
EML Error: 34.2600

Labcode	Test Number	Reported Value	Reported Error	Reported EML	QAP 56 Evaluation	Evaluation
MY	3	657.2000	30.4000	1.03	W	A
MZ	1	525.0800	67.2100	0.82	N	W
NA	1	629.0000	11.0000	0.99	A	A
NJ	3	614.0000	59.0000	0.96	A	A
NJ	5	618.0000	59.0000	0.97	A	A
NJ	2	607.0000	56.0000	0.95	A	A
NJ	1	618.0000	59.0000	0.97	A	A
NJ	4	618.0000	59.0000	0.97	A	A
NQ	1	670.0000	80.0000	1.05	A	A
NZ	1	572.0000	33.0000	0.90	A	W
OB	1	584.0000	113.0000	0.92	A	A
OC	1	636.0000	51.0000	1.00		A
OH	1	611.0000	21.0000	0.96	W	A
OT	1	58.0000	3.0000	0.09	A	N
OU	2	828.0000	185.0000	1.30	W	W
OU	1	835.0000	43.0000	1.31	W	W
PK	1	683.9000	28.8000	1.07	A	A
PO	1	633.0000	23.0000	0.99	A	A
PS	1	858.3100	20.6800	1.35	A	N
RA	1	640.0000	80.0000	1.00	A	A
RB	1	644.2000	51.5400	1.01	W	A
RM	1	709.0000	97.0000	1.11	A	A
RU	1	571.0000	85.6000	0.89	W	W
SA	1	817.0000	46.0000	1.28	A	W
SB	1	733.3400	67.1200	1.15	A	A
SD	1	647.4000	31.7000	1.01	A	A
SE	1	650.0000	20.0000	1.02	A	A
SI	1	592.0000	15.0000	0.93	A	A
SN	1	694.0000	80.0000	1.09	A	A
SR	1	620.0000	60.0000	0.97	A	A
SV	1	610.0000	17.0000	0.96		A
SW	1	729.6000	89.9100	1.14		A
SX	1	620.1200	30.2500	0.97	W	A
SY	1	590.0000	20.0000	0.93	A	A
TE	1	705.3000	31.4000	1.11	A	A

Values for elemental Uranium are reported in micrograms/filter, g or mL pCi/g or mL =Bq x 0.027
Evaluation: A=Acceptable, W=Acceptable with Warning, N=Not Acceptable
 If the evaluation system is not appropriate for the types of analyses performed in your lab, apply site specific evaluation.

QAP 57 Results by Nuclide

Matrix: SO Soil Bq / kg
Radionuclide: K40

EML Value: 637.6700
EML Error: 34.2600

Labcode	Test Number	Reported Value	Reported Error	Reported EML	QAP 56 Evaluation	Evaluation
TI	1	671.0000	14.1200	1.05	A	A
TM	1	649.0000	85.8000	1.02	A	A
TN	1	530.4000	35.9000	0.83	W	W
TO	1	635.7000	77.1000	1.00	W	A
TP	1	671.5900	8.9200	1.05	A	A
TQ	1	672.0000	14.0000	1.05	A	A
TW	1	658.0000	15.9000	1.03	A	A
TX	1	642.0000	15.0000	1.01	A	A
UC	1	692.0000	79.5000	1.09	A	A
UY	1	622.0000	76.0000	0.98	W	A
WA	1	659.0000	33.0000	1.03	A	A
WC	1	731.0000	86.7000	1.15	A	A
WE	1	627.7000	31.0800	0.98	A	A
WI	3	733.0000	98.4000	1.15	A	A
WI	1	704.0000	94.7000	1.10	A	A
WI	2	704.0000	94.6000	1.10	A	A
WN	3	548.0000	25.0000	0.86	A	W
WN	1	552.0000	23.0000	0.87	A	W
WN	2	526.0000	25.0000	0.82	A	W
WO	2	669.8000	77.0000	1.05	A	A
WO	1	645.1000	105.2000	1.01	A	A
WT	1	621.0000	65.6000	0.97	A	A
WW	2	620.1000	40.6000	0.97	A	A
WW	1	629.4000	41.1000	0.99	A	A
WW	3	628.3000	41.1000	0.99	A	A
YA	1	628.8000	4.6000	0.99	A	A
YU	1	711.0000	10.0000	1.12	A	A
ZC	1	717.2300	22.9300	1.13		A

Total Number Reported: 132

Values for elemental Uranium are reported in micrograms/filter, g or mL pCi/g or mL =Bq x 0.027
Evaluation: A=Acceptable, W=Acceptable with Warning, N=Not Acceptable
 If the evaluation system is not appropriate for the types of analyses performed in your lab, apply site specific evaluation.

QAP 57 Results by Nuclide

Matrix: SO Soil Bq / kg
Radionuclide: PB212

EML Value: 43.4300
EML Error: 2.7100

Labcode	Test Number	Reported Value	Reported Error	Reported EML	QAP 56 Evaluation	Evaluation
AC	1	51.9000	15.3000	1.20	W	W
AG	1	44.6000	7.8000	1.03	A	A
AI	1	48.5000	7.2000	1.12	A	A
AM	1	46.4930	0.7880	1.07	A	A
AU	1	42.3000	3.2000	0.97	A	A
AV	1	48.0000	4.0000	1.11		A
BE	1	41.0000	8.0000	0.94	W	A
BN	1	40.1900	5.1400	0.93	A	A
BQ	1	39.0000	4.0000	0.90	A	A
BU	1	46.0000	4.0000	1.06	A	A
BX	1	46.6000	5.1000	1.07	A	A
CC	1	37.0000	4.0000	0.85		W
CD	1	49.0000	2.0000	1.13	A	A
CH	1	42.9600	1.7410	0.99	A	A
CM	1	46.2000	1.8000	1.06	A	A
CM	2	47.4000	1.9000	1.09	A	A
CN	1	38.1000	1.4000	0.88	W	W
CP	1	45.9000	2.2000	1.06	N	A
CR	1	46.0000	1.0000	1.06	A	A
CS	1	44.0500	6.9600	1.01	W	A
CU	1	38.0000	4.0000	0.88	A	W
DH	1	40.4100	4.1300	0.93		A
EC	2	39.5000	4.2000	0.91	A	A
EC	5	43.1000	4.4000	0.99	A	A
EC	4	45.6000	4.6000	1.05	A	A
EC	3	43.9000	4.5000	1.01	A	A
EC	1	43.1000	4.4000	0.99	A	A
EG	1	42.0000	4.0000	0.97	W	A
FE	1	46.0000	2.9290	1.06	A	A
FG	1	44.7000	8.2000	1.03	A	A
FL	1	44.6100	1.2900	1.03	A	A
FN	1	43.0000	3.9000	0.99	W	A
FR	1	51.0000	8.0000	1.17	A	A
FU	1	44.5700	1.8000	1.03	A	A

Values for elemental Uranium are reported in micrograms/filter, g or mL pCi/g or mL =Bq x 0.027

Evaluation: A=Acceptable, W=Acceptable with Warning, N=Not Acceptable

If the evaluation system is not appropriate for the types of analyses performed in your lab, apply site specific evaluation.

QAP 57 Results by Nuclide

Matrix: SO Soil Bq / kg
Radionuclide: PB212

EML Value: 43.4300
EML Error: 2.7100

Labcode	Test Number	Reported Value	Reported Error	Reported EML	QAP 56 Evaluation	Evaluation
GA	1	36.6000	4.4000	0.84	A	W
GC	3	43.1500	4.5900	0.99		A
GC	2	39.5700	3.4600	0.91		A
GC	1	35.9100	4.8300	0.83		W
GE	1	46.9900	5.7700	1.08	A	A
HU	1	39.5000	2.2000	0.91	A	A
ID	1	38.9970	2.1900	0.90		A
IO	1	43.9400	12.1500	1.01	A	A
IS	1	40.4000	5.7000	0.93	A	A
IT	1	50.9000	4.3900	1.17	A	A
KR	1	38.9000	2.4000	0.90		A
LA	2	35.6000	4.1000	0.82	A	W
LA	3	33.6000	3.9000	0.77	A	N
LA	1	33.3000	3.8000	0.77	A	N
LM	1	46.4400	0.7500	1.07	A	A
LV	1	37.8000	2.2000	0.87	W	W
ME	1	40.3000	1.8000	0.93	W	A
ME	2	41.4000	1.5000	0.95	W	A
MS	1	43.7000	4.4000	1.01	A	A
MY	1	45.0400	2.3700	1.04	W	A
MY	2	42.3000	2.3600	0.97	W	A
MY	3	47.4300	1.8800	1.09	W	A
MZ	1	35.6200	4.1200	0.82		W
NA	1	43.5000	0.9000	1.00	A	A
NJ	2	33.4000	3.3000	0.77	A	N
NJ	3	33.4000	3.1000	0.77	A	N
NJ	5	32.4000	3.2000	0.75	A	N
NJ	1	33.8000	3.3000	0.78	A	N
NQ	1	45.2000	5.6000	1.04	A	A
NZ	1	44.0000	2.0000	1.01	W	A
OB	1	46.4000	13.0000	1.07	A	A
OC	1	39.0000	3.1000	0.90		A
OH	1	39.0000	2.0000	0.90	A	A
OT	1	4.0000	1.0000	0.09	A	N
PK	1	45.6450	0.8400	1.05	A	A

Values for elemental Uranium are reported in micrograms/filter, g or mL pCi/g or mL =Bq x 0.027

Evaluation: A=Acceptable, W=Acceptable with Warning, N=Not Acceptable

If the evaluation system is not appropriate for the types of analyses performed in your lab, apply site specific evaluation.

QAP 57 Results by Nuclide

Matrix: SO Soil Bq / kg
Radionuclide: PB212

EML Value: 43.4300
EML Error: 2.7100

Labcode	Test Number	Reported Value	Reported Error	Reported EML	QAP 56 Evaluation	Evaluation
PS	1	54.0100	3.4900	1.24	A	W
RA	1	48.0000	3.0000	1.11	A	A
RB	1	41.2000	3.3000	0.95	A	A
RI	1	50.9000	4.4900	1.17	A	A
RM	1	43.1000	8.4000	0.99	A	A
RU	1	54.6000	8.2000	1.26	A	W
SD	1	50.2000	5.2000	1.16		A
SE	1	38.3000	1.2000	0.88	W	W
SI	1	43.0000	1.3000	0.99	A	A
SN	1	43.5000	5.4500	1.00	A	A
SR	1	33.4000	4.4000	0.77	N	N
SV	1	36.0000	1.9000	0.83		W
SW	1	46.4700	8.8430	1.07		A
SY	1	41.5000	1.8000	0.96	A	A
TE	1	48.6000	3.4000	1.12	A	A
TI	1	42.0000	1.4300	0.97	A	A
TM	1	64.2000	6.8300	1.48	W	N
TN	1	35.5000	2.9000	0.82	W	W
TO	1	44.2500	14.8280	1.02	A	A
TP	1	43.4000	0.8700	1.00	A	A
TQ	1	50.8000	1.2000	1.17	A	A
TW	1	43.3000	0.9000	1.00	A	A
TX	1	40.4000	1.1000	0.93	A	A
WA	1	45.0000	4.0000	1.04	A	A
WE	1	41.9600	4.3590	0.97	A	A
WI	1	49.5000	7.1300	1.14	A	A
WI	3	50.6000	7.2600	1.16	A	A
WI	2	50.3000	7.2400	1.16	A	A
WN	3	34.9000	1.6000	0.80	A	W
WN	2	35.2000	1.7000	0.81	A	W
WN	1	34.7000	1.5000	0.80	A	W
WO	1	41.9000	4.7000	0.96	A	A
WO	2	34.2000	3.5000	0.79	A	W
WT	1	48.8000	6.1100	1.12	A	A
WW	1	32.6000	2.1000	0.75	N	N

Values for elemental Uranium are reported in micrograms/filter, g or mL pCi/g or mL =Bq x 0.027

Evaluation: A=Acceptable, W=Acceptable with Warning, N=Not Acceptable

If the evaluation system is not appropriate for the types of analyses performed in your lab, apply site specific evaluation.

QAP 57 Results by Nuclide

Matrix: SO Soil Bq / kg
Radionuclide: PB212

EML Value: 43.4300
EML Error: 2.7100

Labcode	Test Number	Reported Value	Reported Error	<u>Reported EML</u>	QAP 56 Evaluation	Evaluation
WW	2	34.2000	2.2000	0.79	N	W
WW	3	34.6000	2.3000	0.80	N	W
YU	1	48.7000	6.4000	1.12	A	A
ZC	1	52.5800	2.9400	1.21		W

Total Number Reported: 108

Values for elemental Uranium are reported in micrograms/filter, g or mL pCi/g or mL =Bq x 0.027
Evaluation: A=Acceptable, W=Acceptable with Warning, N=Not Acceptable
 If the evaluation system is not appropriate for the types of analyses performed in your lab, apply site specific evaluation.

QAP 57 Results by Nuclide

Matrix: SO Soil Bq / kg
Radionuclide: PB214

EML Value: 35.2000
EML Error: 1.5100

Labcode	Test Number	Reported Value	Reported Error	Reported EML	QAP 56 Evaluation	Evaluation
AC	1	26.5000	4.1000	0.75	W	N
AG	1	35.3000	6.5000	1.00	A	A
AI	1	33.0000	6.0000	0.94	W	A
AM	1	41.4590	1.2850	1.18	A	A
AT	1	39.4070	4.8000	1.12	A	A
AU	1	36.9000	5.3000	1.05	A	A
AV	1	47.0000	2.0000	1.34		W
BE	1	39.0000	6.0000	1.11		A
BN	1	36.5100	5.0900	1.04	A	A
BQ	1	19.0000	14.0000	0.54	A	N
BU	1	39.0000	4.0000	1.11		A
BX	1	34.2000	7.1000	0.97	A	A
CC	1	34.0000	3.0000	0.97		A
CD	1	40.0000	3.0000	1.14	W	A
CF	1	29.1000	2.1000	0.83	W	W
CF	2	33.1000	2.1000	0.94	W	A
CF	3	33.0000	1.8000	0.94	W	A
CH	1	35.3400	2.7250	1.00	A	A
CM	2	41.1000	1.1000	1.17	A	A
CM	1	39.2000	1.1000	1.11	A	A
CN	1	34.6000	1.3000	0.98	A	A
CP	1	32.5000	2.8000	0.92	A	A
CR	1	35.0000	1.0000	0.99	A	A
CS	1	37.4400	5.8800	1.06	A	A
CU	1	39.0000	3.0000	1.11	A	A
DH	1	40.7700	3.2000	1.16		A
EC	4	45.5000	2.0000	1.29	W	W
EC	3	47.7000	2.2000	1.36	W	W
EC	5	44.7000	2.2000	1.27	W	A
EC	2	46.4000	2.1000	1.32	W	W
EC	1	46.2000	2.1000	1.31	W	W
EG	1	34.0000	4.0000	0.97	A	A
FE	1	32.6600	6.0940	0.93	W	A
FL	1	37.2800	0.8200	1.06	A	A

Values for elemental Uranium are reported in micrograms/filter, g or mL pCi/g or mL =Bq x 0.027

Evaluation: A=Acceptable, W=Acceptable with Warning, N=Not Acceptable

If the evaluation system is not appropriate for the types of analyses performed in your lab, apply site specific evaluation.

QAP 57 Results by Nuclide

Matrix: SO Soil Bq / kg
Radionuclide: PB214

EML Value: 35.2000
EML Error: 1.5100

Labcode	Test Number	Reported Value	Reported Error	Reported EML	QAP 56 Evaluation	Evaluation
FN	1	37.7000	2.7000	1.07	A	A
FR	1	45.0000	8.0000	1.28	A	W
FS	1	37.0000	0.1000	1.05		A
FU	1	34.5300	2.8800	0.98	W	A
GA	1	18.2000	10.4000	0.52	A	N
GC	2	39.2100	4.5800	1.11		A
GC	1	40.2900	9.0500	1.14		A
GC	3	41.8700	7.4300	1.19		A
GE	1	35.8000	4.9100	1.02	A	A
HU	1	36.0000	2.0000	1.02	A	A
ID	1	32.6700	1.8870	0.93		A
IO	1	31.1100	19.9500	0.88	W	A
IS	1	30.5000	5.3000	0.87	W	W
IT	1	39.5000	3.4100	1.12	A	A
KR	1	41.2000	2.5000	1.17		A
LA	2	21.7000	2.6000	0.62	W	N
LA	1	25.2000	3.0000	0.72	W	N
LA	3	26.2000	3.2000	0.74	W	N
LM	1	42.7900	1.4800	1.22	A	A
LV	1	30.4000	1.2000	0.86	W	W
ME	1	33.6000	1.6000	0.95	A	A
ME	2	32.2000	1.3000	0.92	A	A
MS	1	35.4000	3.5000	1.01	A	A
MY	1	43.9300	9.3500	1.25	W	A
MY	2	46.3000	5.6300	1.32	W	W
MY	3	38.6900	2.8200	1.10	W	A
MZ	1	23.0000	5.3400	0.65		N
NA	1	37.0000	0.9000	1.05	A	A
NJ	5	22.8000	2.5000	0.65	A	N
NJ	3	22.7000	2.5000	0.64	A	N
NJ	2	22.9000	2.0000	0.65	A	N
NJ	1	22.3000	2.2000	0.63	A	N
NJ	4	21.2000	2.2000	0.60	A	N
NQ	1	37.4000	4.4000	1.06	A	A
NZ	1	38.4000	1.3000	1.09	A	A

Values for elemental Uranium are reported in micrograms/filter, g or mL pCi/g or mL =Bq x 0.027

Evaluation: A=Acceptable, W=Acceptable with Warning, N=Not Acceptable

If the evaluation system is not appropriate for the types of analyses performed in your lab, apply site specific evaluation.

QAP 57 Results by Nuclide

Matrix: SO Soil Bq / kg
Radionuclide: PB214

EML Value: 35.2000
EML Error: 1.5100

Labcode	Test Number	Reported Value	Reported Error	Reported EML	QAP 56 Evaluation	Evaluation
OB	1	32.2000	7.5900	0.92	A	A
OC	1	32.6000	2.6000	0.93		A
OH	1	33.0000	3.0000	0.94	W	A
OT	1	3.2000	1.0000	0.09	W	N
PK	1	43.8860	1.1830	1.25	A	A
PO	1	34.1000	2.0000	0.97	A	A
PS	1	89.1600	8.2500	2.53	A	N
RA	1	42.0000	4.0000	1.19	A	A
RB	1	34.7200	2.7800	0.99	A	A
RI	1	44.7000	4.7600	1.27	A	A
RM	1	39.0000	5.4000	1.11	A	A
RU	1	32.4000	4.9000	0.92	N	A
SD	1	39.2000	3.7000	1.11	A	A
SE	1	35.3000	1.5000	1.00	A	A
SI	2	39.3000	1.0000	1.12	A	A
SI	1	33.8000	0.9000	0.96	A	A
SN	1	34.1000	6.8000	0.97	A	A
SR	1	35.7000	3.9000	1.01	W	A
SV	1	38.0000	0.8100	1.08		A
SW	1	39.8900	8.0290	1.13		A
SY	1	42.8000	1.8000	1.22	A	A
TE	1	51.1000	5.1000	1.45	A	W
TI	1	2.6000	0.8100	0.07	A	N
TM	1	39.7000	8.3300	1.13	A	A
TN	1	34.1000	6.0000	0.97	A	A
TO	1	36.0200	6.4960	1.02	W	A
TP	1	39.6500	0.9200	1.13	A	A
TQ	1	42.0000	1.1000	1.19	A	A
TW	1	40.6000	1.9100	1.15	A	A
TX	1	35.0000	1.2000	0.99	A	A
UG	2	38.6000	6.1000	1.10		A
UG	1	39.5000	2.1000	1.12		A
WA	1	36.0000	4.0000	1.02	A	A
WE	1	34.8400	2.4360	0.99	A	A
WI	1	35.7000	5.4400	1.01	A	A

Values for elemental Uranium are reported in micrograms/filter, g or mL pCi/g or mL =Bq x 0.027

Evaluation: A=Acceptable, W=Acceptable with Warning, N=Not Acceptable

If the evaluation system is not appropriate for the types of analyses performed in your lab, apply site specific evaluation.

QAP 57 Results by Nuclide

Matrix: SO Soil Bq / kg
Radionuclide: PB214

EML Value: 35.2000
EML Error: 1.5100

Labcode	Test Number	Reported Value	Reported Error	<u>Reported EML</u>	QAP 56 Evaluation	Evaluation
WI	2	35.3000	5.3700	1.00	A	A
WI	3	37.6000	5.9700	1.07	A	A
WN	1	31.1000	1.2000	0.88	A	A
WN	3	29.3000	1.4000	0.83	A	W
WN	2	32.7000	1.6000	0.93	A	A
WO	1	46.4000	6.8000	1.32	W	W
WO	2	40.7000	4.8000	1.16	W	A
WT	1	50.0000	9.3100	1.42	A	W
WW	1	35.1000	1.7000	1.00	A	A
WW	2	36.3000	1.6000	1.03	A	A
WW	3	36.2000	1.7000	1.03	A	A
YU	1	40.6000	3.0000	1.15	A	A
ZC	1	46.2900	4.5900	1.32		W

Total Number Reported: 117

Values for elemental Uranium are reported in micrograms/filter, g or mL pCi/g or mL =Bq x 0.027
Evaluation: A=Acceptable, W=Acceptable with Warning, N=Not Acceptable
 If the evaluation system is not appropriate for the types of analyses performed in your lab, apply site specific evaluation.

QAP 57 Results by Nuclide

Matrix: SO Soil Bq / kg
Radionuclide: PU238

EML Value: 19.2033
EML Error: 0.8547

Labcode	Test Number	Reported Value	Reported Error	Reported EML	QAP 56 Evaluation	Evaluation
AT	1	17.7380	2.6220	0.92	A	A
BU	1	17.2000	0.9000	0.90	W	A
CH	1	17.4800	1.7370	0.91		A
EG	1	18.4000	1.4000	0.96		A
EP	1	18.5500	1.5100	0.97		A
GT	1	21.8000	5.5000	1.13		A
IN	1	18.2000	4.0200	0.95		A
LL	1	18.4000	3.3200	0.96		A
LW	1	18.5000	6.2800	0.96		A
NM	2	19.3600	0.5400	1.01		A
NM	1	17.8000	0.5000	0.93		A
NM	3	18.0300	0.5000	0.94		A
OB	1	22.1000	6.9700	1.15	W	A
OK	1	18.0000	2.5000	0.94		A
RA	1	19.1000	3.8000	1.00	A	A
SD	1	20.0410	2.9600	1.04		A
SE	1	19.1000	0.6000	1.00	A	A
SR	1	17.7000	3.0000	0.92		A
TW	1	17.5000	0.5900	0.91		A
TX	1	18.4000	0.7000	0.96		A
UY	1	19.7000	3.3000	1.03		A
WA	1	17.4000	1.6000	0.91		A
YA	1	17.2100	0.3200	0.90		A

Total Number Reported: 23

Values for elemental Uranium are reported in micrograms/filter, g or mL pCi/g or mL =Bq x 0.027
Evaluation: A=Acceptable, W=Acceptable with Warning, N=Not Acceptable
 If the evaluation system is not appropriate for the types of analyses performed in your lab, apply site specific evaluation.

QAP 57 Results by Nuclide

Matrix: SO Soil Bq / kg
Radionuclide: PU239

EML Value: 12.9033
EML Error: 0.4645

Labcode	Test Number	Reported Value	Reported Error	Reported EML	QAP 56 Evaluation	Evaluation
AF	1	13.3200	2.0400	1.03	A	A
AG	1	13.3000	2.2000	1.03	A	A
AI	1	14.9000	3.3000	1.15	A	W
AM	1	13.8800	2.9500	1.08	A	A
AN	1	13.4000	0.5000	1.04	A	A
AT	1	12.3160	1.9410	0.95	A	A
AU	1	14.7000	1.9000	1.14	A	W
BE	1	13.1500	0.9000	1.02	A	A
BM	1	11.9600	2.1600	0.93	A	A
BU	1	13.0000	0.8000	1.01	A	A
BX	1	8.7000	0.9600	0.67	W	N
CH	1	13.8900	1.4850	1.08	A	A
EG	1	13.4000	0.7000	1.04	W	A
EP	1	13.0600	1.0900	1.01		A
FR	1	12.0000	4.0000	0.93		A
GA	1	12.3800	2.0060	0.96	A	A
GE	1	12.1000	1.7200	0.94	A	A
GT	1	14.7000	3.7000	1.14	W	W
ID	1	13.3500	1.5920	1.03		A
IN	1	12.9900	3.0700	1.01	W	A
IS	1	13.9000	1.8000	1.08	A	A
IT	1	13.8000	1.2200	1.07	W	A
KA	1	12.5500	0.4300	0.97	A	A
LA	2	12.9350	0.6500	1.00	A	A
LA	3	12.9150	0.6500	1.00	A	A
LA	1	12.7640	0.6400	0.99	A	A
LL	1	12.6000	1.7300	0.98	N	A
LW	1	13.5000	5.2600	1.05	A	A
ML	1	12.3300	2.2200	0.96	A	A
NA	1	12.4000	1.3000	0.96	A	A
NM	3	14.2200	0.4300	1.10		A
NM	1	13.1000	0.4100	1.01		A
NM	2	13.3500	0.4300	1.03		A
NQ	1	13.2800	1.1000	1.03	A	A

Values for elemental Uranium are reported in micrograms/filter, g or mL pCi/g or mL =Bq x 0.027

Evaluation: A=Acceptable, W=Acceptable with Warning, N=Not Acceptable

If the evaluation system is not appropriate for the types of analyses performed in your lab, apply site specific evaluation.

QAP 57 Results by Nuclide

Matrix: SO Soil Bq / kg
Radionuclide: PU239

EML Value: 12.9033
EML Error: 0.4645

Labcode	Test Number	Reported Value	Reported Error	Reported EML	QAP 56 Evaluation	Evaluation
OB	1	23.1000	6.9700	1.79	N	N
OK	1	12.9000	2.3000	1.00	W	A
OT	1	13.0000	1.0000	1.01	A	A
PS	1	11.1700	2.5200	0.87	W	W
RA	1	13.6000	2.7000	1.05	A	A
RI	1	4.4300	0.4470	0.34	A	N
SD	1	12.4050	2.0200	0.96	A	A
SE	1	13.6000	0.5000	1.05	A	A
SN	1	13.6000	5.6000	1.05	A	A
SR	1	13.0000	2.4000	1.01	W	A
TE	1	20.2000	0.8000	1.57	W	N
TI	1	15.4000	3.4400	1.19	N	W
TM	1	13.1000	2.5100	1.01	A	A
TN	1	11.0950	1.3410	0.86	A	W
TO	1	12.6320	2.6100	0.98	A	A
TW	1	12.3700	0.5600	0.96		A
TX	1	12.9000	0.6000	1.00	A	A
UC	1	13.6000	2.7800	1.05	A	A
UY	1	13.1000	2.5000	1.01	A	A
WA	1	12.6000	1.3000	0.98	A	A
WC	1	13.8000	2.9400	1.07	W	A
WI	2	4.8500	0.8940	0.38	W	N
WI	1	5.1700	1.0700	0.40	W	N
WI	3	5.3200	1.0700	0.41	W	N
YA	1	12.4700	0.2800	0.97	A	A

Total Number Reported: 59

Values for elemental Uranium are reported in micrograms/filter, g or mL pCi/g or mL =Bq x 0.027
Evaluation: A=Acceptable, W=Acceptable with Warning, N=Not Acceptable
 If the evaluation system is not appropriate for the types of analyses performed in your lab, apply site specific evaluation.

QAP 57 Results by Nuclide

Matrix: SO Soil Bq / kg
Radionuclide: SR90

EML Value: 41.1600
EML Error: 0.2527

Labcode	Test Number	Reported Value	Reported Error	Reported EML	QAP 56 Evaluation	Evaluation
AG	1	36.4000	7.1000	0.88	A	A
AI	1	49.9000	0.5000	1.21	W	A
AI	1	49.9000	0.5000	1.21	W	A
AM	1	33.2900	4.3000	0.81	N	W
AN	1	41.1000	1.7000	1.00	A	A
AT	1	36.8890	2.6150	0.90	A	A
AU	1	39.7000	3.7000	0.96	A	A
BE	1	41.8000	3.8000	1.02	A	A
BM	1	39.2000	6.4000	0.95	A	A
BQ	1	23.0000	11.0000	0.56		N
BU	1	46.1400	5.5000	1.12		A
BX	1	20.1000	2.1000	0.49	A	N
CC	1	540.0000	50.0000	13.12		N
CH	1	46.1000	8.1850	1.12	A	A
FR	1	38.0000	8.0000	0.92		A
GA	1	33.4100	5.7000	0.81		W
GE	1	39.7000	3.5900	0.96	A	A
GT	1	35.0000	7.0000	0.85	A	A
ID	1	38.3470	2.1420	0.93		A
IN	1	56.8600	18.8800	1.38	A	W
IO	1	36.1000	8.4000	0.88	A	A
IS	1	39.2000	6.6000	0.95	A	A
IT	1	42.6000	5.6800	1.03	A	A
KA	1	36.9000	3.7500	0.90	A	A
KR	1	30.7700	0.9500	0.75	A	W
MZ	1	23.5000	1.3100	0.57	W	N
MZ	2	29.1700	1.4300	0.71	W	W
MZ	3	26.3300	1.3600	0.64	W	N
NM	2	75.2000	6.9000	1.83		W
NM	1	64.6000	6.0000	1.57		W
OB	1	59.2000	24.5000	1.44	A	W
OT	1	33.0000	4.0000	0.80	A	W
PS	1	41.2400	6.3400	1.00	A	A
RA	1	32.0000	6.0000	0.78	A	W

Values for elemental Uranium are reported in micrograms/filter, g or mL pCi/g or mL =Bq x 0.027

Evaluation: A=Acceptable, W=Acceptable with Warning, N=Not Acceptable

If the evaluation system is not appropriate for the types of analyses performed in your lab, apply site specific evaluation.

QAP 57 Results by Nuclide

Matrix: SO Soil Bq / kg
Radionuclide: SR90

EML Value: 41.1600
EML Error: 0.2527

Labcode	Test Number	Reported Value	Reported Error	Reported EML	QAP 56 Evaluation	Evaluation
RI	1	45.9000	2.6600	1.12	A	A
RU	1	29.2000	4.4000	0.71	A	W
SD	1	53.4300	7.3200	1.30		A
SE	2	38.0000	1.5000	0.92	A	A
SE	1	39.1000	1.6000	0.95	A	A
SE	3	34.5000	1.2000	0.84	A	A
SN	1	34.8000	6.4000	0.85	W	A
SR	1	34.3000	15.6000	0.83	A	A
SV	1	33.0000	3.0000	0.80		W
TE	1	38.5000	0.1000	0.94	A	A
TI	1	41.0000	5.5000	1.00	A	A
TM	1	34.7000	10.8000	0.84	A	A
TN	1	43.6800	4.4600	1.06	A	A
TO	1	38.2520	1.6240	0.93	W	A
TP	1	42.2000	4.6000	1.02		A
TQ	1	38.8000	1.4000	0.94	A	A
TW	1	48.5700	2.4600	1.18		A
TX	1	42.7000	6.1000	1.04	A	A
UY	1	40.8000	6.9000	0.99	W	A
WA	1	43.7000	4.1000	1.06	A	A
WC	1	50.0000	8.7000	1.22	W	A
WE	1	42.8000	13.0000	1.04	A	A
WI	2	39.0000	6.0700	0.95	W	A
WI	3	35.2000	5.9000	0.86	W	A
WI	1	35.3000	5.9400	0.86	W	A

Total Number Reported: 59

Values for elemental Uranium are reported in micrograms/filter, g or mL pCi/g or mL =Bq x 0.027
Evaluation: A=Acceptable, W=Acceptable with Warning, N=Not Acceptable
 If the evaluation system is not appropriate for the types of analyses performed in your lab, apply site specific evaluation.

QAP 57 Results by Nuclide

Matrix: SO Soil Bq / kg
Radionuclide: TH234

EML Value: 48.4000
EML Error: 4.8300

Labcode	Test Number	Reported Value	Reported Error	Reported EML	QAP 56 Evaluation	Evaluation
AF	1	56.4900	14.4300	1.17	A	A
AG	1	60.7000	19.0000	1.25	A	A
AI	1	73.4000	16.8000	1.52	A	A
AM	1	50.3920	7.1190	1.04	A	A
AU	1	54.0000	15.0000	1.12	A	A
AV	1	67.0000	17.0000	1.38		A
BE	1	131.0000	24.0000	2.71		N
BQ	1	53.0000	40.0000	1.10	A	A
BX	1	46.6000	14.9000	0.96	A	A
CC	1	9.7000	1.0000	0.20		N
CH	1	48.9900	26.0800	1.01	A	A
CS	1	50.7600	9.4200	1.05	A	A
EC	2	60.8000	8.4000	1.26	A	A
EC	5	66.9000	5.3000	1.38	A	A
EC	4	65.3000	5.5000	1.35	A	A
EC	3	54.9000	6.2000	1.13	A	A
EC	1	58.1000	9.1000	1.20	A	A
EG	1	51.0000	22.0000	1.05	A	A
FE	1	64.0700	8.0810	1.32	A	A
FL	1	48.6000	2.5500	1.00	N	A
FR	1	53.0000	32.0000	1.10	A	A
FS	1	39.8000	1.9000	0.82	A	A
FU	1	64.8800	8.6200	1.34	A	A
GE	1	54.0000	26.7300	1.12	A	A
HU	1	70.4000	8.3000	1.46	A	A
ID	1	49.0070	3.6940	1.01		A
IS	1	43.9000	7.9000	0.91	A	A
IT	1	55.8000	10.9000	1.15	N	A
LA	3	50.0000	7.0000	1.03	N	A
LA	2	57.0000	8.0000	1.18	N	A
LA	1	64.0000	8.0000	1.32	N	A
LM	1	46.5000	6.1200	0.96	A	A
LV	1	70.9000	23.4000	1.47	A	A
ME	2	68.4000	8.9000	1.41	A	A

Values for elemental Uranium are reported in micrograms/filter, g or mL pCi/g or mL =Bq x 0.027

Evaluation: A=Acceptable, W=Acceptable with Warning, N=Not Acceptable

If the evaluation system is not appropriate for the types of analyses performed in your lab, apply site specific evaluation.

QAP 57 Results by Nuclide

Matrix: SO Soil Bq / kg
Radionuclide: TH234

EML Value: 48.4000
EML Error: 4.8300

Labcode	Test Number	Reported Value	Reported Error	Reported EML	QAP 56 Evaluation	Evaluation
ME	1	77.7000	9.1000	1.61	A	W
MZ	1	137.2300	59.7500	2.84		N
NJ	1	37.7000	5.2000	0.78	A	W
NJ	2	40.3000	5.2000	0.83	A	A
NJ	3	30.9000	5.6000	0.64	A	W
NJ	4	28.6000	9.1000	0.59	A	N
NJ	5	31.2000	12.4000	0.64	A	W
NQ	1	64.1000	12.0000	1.32	A	A
NZ	1	45.3000	7.4000	0.94	A	A
OB	1	38.1000	37.5000	0.79	N	W
OC	1	61.0000	5.0000	1.26		A
PO	1	44.5000	8.6000	0.92	A	A
RA	1	42.6000	4.4000	0.88	A	A
RU	1	68.8000	10.3000	1.42		A
SD	1	51.7000	12.9000	1.07		A
SR	1	46.8000	15.1000	0.97	A	A
SV	1	44.0000	7.4000	0.91		A
SW	1	27.9600	37.0000	0.58		N
SY	1	56.0000	25.0000	1.16	A	A
TI	1	60.0000	4.9800	1.24	A	A
TM	1	49.1000	33.9000	1.01		A
TO	1	45.4700	22.8400	0.94	A	A
UY	1	47.0000	6.6000	0.97	A	A
WA	1	78.0000	16.0000	1.61	A	W
WT	1	208.0000	202.0000	4.30	W	N
WW	2	60.6000	7.9000	1.25	A	A
WW	3	60.7000	9.0000	1.25	A	A
WW	1	55.3000	8.9000	1.14	A	A

Total Number Reported: 62

Values for elemental Uranium are reported in micrograms/filter, g or mL pCi/g or mL =Bq x 0.027
Evaluation: A=Acceptable, W=Acceptable with Warning, N=Not Acceptable
 If the evaluation system is not appropriate for the types of analyses performed in your lab, apply site specific evaluation.

QAP 57 Results by Nuclide

Matrix: SO Soil Bq / kg
Radionuclide: U

EML Value: 3.6100
EML Error: 0.3200

Labcode	Test Number	Reported Value	Reported Error	Reported EML	QAP 56 Evaluation	Evaluation
AG	1	82.9000	7.8000	22.96		N
AI	1	3.6200	0.1400	1.00		A
BE	1	3.8000		1.05		A
CA	1	3.8600	0.3900	1.07		A
CA	2	3.7500	0.3800	1.04		A
CA	3	3.1300	0.3100	0.87		A
CC	1	3.6000	0.4000	1.00		A
CH	1	3.2400	0.3240	0.90		A
GA	1	3.6190	0.5890	1.00		A
GE	1	1.8600	0.1550	0.51		W
HT	1	2.4900	0.2000	0.69		A
ID	1	3.4610	0.1730	0.96		A
IO	1	3.8940	0.2920	1.08		A
IS	1	3.3500	0.3400	0.93		A
IT	1	3.6100	0.2900	1.00		A
NL	1	1.8000	0.0400	0.50		W
RA	1	2.8400	0.1500	0.79		A
RI	1	1.5100		0.42		N
RI	3	1.5000		0.42		N
RI	2	1.5000		0.42		N
SD	1	3.6510	0.5700	1.01		A
SY	1	2.7300	0.1200	0.76		A
TI	1	1.1900	0.4900	0.33		N
TM	1	5.0900	0.1200	1.41		N
TN	1	2.5500	0.2800	0.71		A
TO	1	3.0000	0.1130	0.83		A
UC	1	1.8300		0.51		W
UY	1	3.7300	0.4000	1.03		A
YP	1	3.3800	0.7670	0.94		A

Total Number Reported: 29

Values for elemental Uranium are reported in micrograms/filter, g or mL pCi/g or mL =Bq x 0.027
Evaluation: A=Acceptable, W=Acceptable with Warning, N=Not Acceptable
 If the evaluation system is not appropriate for the types of analyses performed in your lab, apply site specific evaluation.

QAP 57 Results by Nuclide

Matrix: SO Soil Bq / kg
Radionuclide: U234

EML Value: 42.3200
EML Error: 3.1000

Labcode	Test Number	Reported Value	Reported Error	Reported EML	QAP 56 Evaluation	Evaluation
AF	1	23.3100	2.5900	0.55	W	N
AI	1	41.2000	2.2000	0.97	A	A
AM	1	45.6220	6.5400	1.08	A	A
AN	1	40.8000	2.0000	0.96	N	A
AT	1	36.1570	4.3950	0.85	A	A
AU	1	41.3000	5.6000	0.98	A	A
BE	1	42.3700	3.7000	1.00	A	A
BM	1	41.1300	8.0300	0.97	A	A
BQ	1	47.0000	8.0000	1.11	A	W
BU	1	52.0000	5.0000	1.23	W	N
BX	1	103.0000	9.0000	2.43	A	N
CF	2	57.8000	4.1000	1.37	A	N
CF	1	57.5000	3.7000	1.36	A	N
CH	1	40.0400	3.5740	0.95	A	A
EG	1	47.9000	2.9000	1.13	A	W
FU	1	46.8000	7.5800	1.11	A	W
GA	1	38.7800	6.4600	0.92	A	A
GE	1	38.1100	4.4500	0.90	A	A
HT	1	31.6700	3.0000	0.75	A	W
IN	1	45.6300	9.6100	1.08	A	A
IS	1	35.8000	3.2000	0.85	A	A
IT	1	39.2000	3.6800	0.93		A
LL	1	30.5000	1.5700	0.72		N
LW	1	41.4000	5.2500	0.98	A	A
ML	1	43.4400	6.2200	1.03	A	A
NA	1	39.5000	2.8000	0.93	A	A
NQ	1	40.9000	2.6000	0.97	A	A
OB	1	42.6000	13.7000	1.01	A	A
OK	1	33.0000	4.0000	0.78	A	W
PS	1	40.9200	4.1300	0.97	A	A
SD	1	41.2000	6.4000	0.97	A	A
SE	1	47.3000	2.1000	1.12		W
SE	2	55.9000	4.7000	1.32		N
SN	1	38.5000	9.5000	0.91	A	A

Values for elemental Uranium are reported in micrograms/filter, g or mL pCi/g or mL =Bq x 0.027

Evaluation: A=Acceptable, W=Acceptable with Warning, N=Not Acceptable

If the evaluation system is not appropriate for the types of analyses performed in your lab, apply site specific evaluation.

QAP 57 Results by Nuclide

Matrix: SO Soil Bq / kg
Radionuclide: U234

EML Value: 42.3200
EML Error: 3.1000

Labcode	Test Number	Reported Value	Reported Error	<u>Reported EML</u>	QAP 56 Evaluation	Evaluation
SR	1	23.8000	3.3000	0.56	N	N
TN	1	39.4900	1.6600	0.93	W	A
TO	1	37.0000	8.7100	0.87	N	A
TX	1	41.4000	0.8000	0.98	A	A
WA	1	43.0000	4.0000	1.02	A	A
WC	1	23.5000	4.8000	0.56	W	N
WT	1	35.9000	7.2400	0.85		A

Total Number Reported: 41

Values for elemental Uranium are reported in micrograms/filter, g or mL pCi/g or mL =Bq x 0.027
Evaluation: A=Acceptable, W=Acceptable with Warning, N=Not Acceptable
 If the evaluation system is not appropriate for the types of analyses performed in your lab, apply site specific evaluation.

QAP 57 Results by Nuclide

Matrix: SO Soil Bq / kg
Radionuclide: U238

EML Value: 44.8900
EML Error: 3.2000

Labcode	Test Number	Reported Value	Reported Error	Reported EML	QAP 56 Evaluation	Evaluation
AF	1	25.3450	2.5900	0.56	W	N
AI	1	44.7000	2.4000	1.00	A	A
AM	1	47.5700	6.6220	1.06	A	A
AN	1	46.3000	2.0000	1.03	N	A
AT	1	38.6100	4.6730	0.86	A	A
AU	1	47.4000	6.4000	1.06	A	A
BE	1	45.3500	3.9200	1.01	A	A
BM	1	44.0200	8.4500	0.98	A	A
BQ	1	49.0000	7.0000	1.09	A	A
BU	1	56.0000	6.0000	1.25	W	N
BX	1	98.2000	8.5000	2.19	A	N
CF	2	61.9000	4.3000	1.38	A	N
CF	1	58.2000	3.8000	1.30	A	N
CH	1	42.9300	3.7780	0.96	A	A
EG	1	48.1000	2.4000	1.07	A	A
FU	1	52.0600	8.0900	1.16	W	W
GA	1	44.7400	7.3300	1.00	A	A
GE	1	42.8000	4.9200	0.95	A	A
GT	1	43.0000	11.0000	0.96	A	A
HT	1	32.2000	3.0000	0.72	A	W
IN	1	46.3300	9.9800	1.03	A	A
IS	1	39.8000	3.4000	0.89	A	A
IT	1	41.4000	3.8800	0.92		A
LL	1	33.3000	1.6600	0.74		W
LW	1	39.9000	5.0400	0.89	A	A
ML	1	43.1900	6.2200	0.96	A	A
NA	1	42.0000	2.9000	0.94	A	A
NQ	1	44.8000	2.8000	1.00	A	A
OB	1	41.3000	14.5000	0.92	A	A
OK	1	39.2500	4.0000	0.87	A	A
PS	1	43.6200	4.3200	0.97	A	A
RB	1	49.4600	3.9600	1.10		W
SD	1	45.1000	6.9000	1.00	A	A
SE	1	45.8000	2.0000	1.02		A

Values for elemental Uranium are reported in micrograms/filter, g or mL pCi/g or mL =Bq x 0.027

Evaluation: A=Acceptable, W=Acceptable with Warning, N=Not Acceptable

If the evaluation system is not appropriate for the types of analyses performed in your lab, apply site specific evaluation.

QAP 57 Results by Nuclide

Matrix: SO Soil Bq / kg
Radionuclide: U238

EML Value: 44.8900
EML Error: 3.2000

Labcode	Test Number	Reported Value	Reported Error	<u>Reported EML</u>	QAP 56 Evaluation	Evaluation
SE	2	51.1000	4.3000	1.14		W
SI	1	51.0000	7.0000	1.14	A	W
SN	1	43.0000	10.0000	0.96	A	A
SR	1	26.7000	3.7000	0.60	N	N
TN	1	42.2100	1.7300	0.94	A	A
TO	1	37.0000	8.7100	0.82	N	A
TX	1	45.8000	0.9000	1.02	A	A
WA	1	45.0000	4.0000	1.00	A	A
WC	1	27.0000	5.5000	0.60	W	N
WT	1	43.4000	8.3800	0.97		A

Total Number Reported: 44

Values for elemental Uranium are reported in micrograms/filter, g or mL pCi/g or mL =Bq x 0.027
Evaluation: A=Acceptable, W=Acceptable with Warning, N=Not Acceptable
 If the evaluation system is not appropriate for the types of analyses performed in your lab, apply site specific evaluation.

QAP 57 Results by Nuclide

Matrix: VE Vegetation Bq / kg
Radionuclide: AM241

EML Value: 2.2533
EML Error: 0.0998

Labcode	Test Number	Reported Value	Reported Error	Reported EML	QAP 56 Evaluation	Evaluation
AG	1	2.6000	0.9900	1.15	A	A
AI	1	1.6800	0.5700	0.75	A	W
AM	1	3.2541	0.8148	1.44	A	W
AT	1	2.4100	0.8980	1.07	A	A
AU	1	2.2700	0.5100	1.01	A	A
AV	1	3.5000	1.8000	1.55		W
BE	1	2.2600	0.1400	1.00	A	A
BM	1	2.2000	0.4800	0.98		A
BU	1	2.1100	0.0700	0.94	A	A
BX	1	2.4800	0.5400	1.10	A	A
CH	1	2.1900	0.3000	0.97	A	A
FL	1	2.6000	0.2000	1.15	N	A
FR	1	2.4000	0.6000	1.07	A	A
GA	1	3.9540	0.9992	1.75	A	W
GE	1	2.3450	0.3240	1.04	A	A
GT	1	2.2000	0.5000	0.98	A	A
HU	1	3.6600	1.3700	1.62	W	W
ID	1	2.1030	0.4600	0.93		A
IS	1	1.9600	0.3800	0.87	A	W
IT	1	3.1100	0.2800	1.38	A	A
KS	1	1.9000	0.1000	0.84		W
LA	2	2.1470	0.3293	0.95	A	A
LA	1	2.1700	0.3329	0.96	A	A
LA	3	2.1020	0.3216	0.93	A	A
LM	1	3.3100	1.0200	1.47	A	W
LV	1	3.6700	1.2400	1.63	A	W
NJ	1	2.8900	0.6500	1.28	A	A
NJ	3	2.2300	0.5500	0.99	A	A
NJ	2	2.2600	0.5500	1.00	A	A
OT	1	2.5000	0.3000	1.11	A	A
PO	1	1.4000	0.7000	0.62	N	N
PS	1	4.6200	3.4000	2.05		N
RB	1	2.2530	0.2700	1.00		A
RI	1	5.6900	0.3470	2.53	A	N

Values for elemental Uranium are reported in micrograms/filter, g or mL pCi/g or mL =Bq x 0.027

Evaluation: A=Acceptable, W=Acceptable with Warning, N=Not Acceptable

If the evaluation system is not appropriate for the types of analyses performed in your lab, apply site specific evaluation.

QAP 57 Results by Nuclide

Matrix: VE Vegetation Bq / kg
Radionuclide: AM241

EML Value: 2.2533
EML Error: 0.0998

Labcode	Test Number	Reported Value	Reported Error	Reported EML	QAP 56 Evaluation	Evaluation
RU	1	2.6500	0.3900	1.18		A
SD	1	2.0600	0.4200	0.91	A	A
SE	1	2.1100	0.0600	0.94	N	A
SI	1	2.3000	0.3000	1.02	A	A
SN	1	1.7300	0.8510	0.77	W	W
SR	1	2.3500	0.3500	1.04	N	A
SV	1	2.7000	0.4100	1.20		A
TE	1	2.1000	0.3000	0.93	A	A
TI	1	2.0800	0.5070	0.92	A	A
TM	1	2.6300	0.4300	1.17	A	A
TN	1	2.4570	0.5220	1.09	A	A
TO	1	2.6460	2.2190	1.17	N	A
UY	1	1.6600	0.2800	0.74	A	W
WA	1	1.8400	0.3200	0.82	A	W
WC	1	2.0000	1.0000	0.89	A	A
WI	3	2.2200	0.4720	0.99	A	A
WI	1	2.1800	0.5190	0.97	A	A
WI	2	2.3100	0.5000	1.02	A	A
WN	3	3.7000	1.6000	1.64		W
WN	2	2.0000	1.0000	0.89		A
WN	1	3.0000	1.4000	1.33		A
ZC	1	3.9400	0.8800	1.75		W

Total Number Reported: 56

Values for elemental Uranium are reported in micrograms/filter, g or mL pCi/g or mL =Bq x 0.027
Evaluation: A=Acceptable, W=Acceptable with Warning, N=Not Acceptable
 If the evaluation system is not appropriate for the types of analyses performed in your lab, apply site specific evaluation.

QAP 57 Results by Nuclide

Matrix: VE Vegetation Bq / kg
Radionuclide: CM244

EML Value: 1.2468
EML Error: 0.0648

Labcode	Test Number	Reported Value	Reported Error	Reported EML	QAP 56 Evaluation	Evaluation
AI	1	1.2600	0.5500	1.01	N	A
AU	1	1.1900	0.3700	0.95	A	A
BE	1	1.0670	0.0850	0.86	A	A
BU	1	1.0200	0.0900	0.82	A	A
BX	1	1.4300	0.4300	1.15	A	A
CH	1	1.3000	0.1700	1.04	A	A
GA	1	1.2650	0.5331	1.01	A	A
GE	1	1.3420	0.2200	1.08	A	A
IS	1	1.1900	0.2500	0.95	A	A
IT	1	1.3500	0.1400	1.08	A	A
OT	1	1.3000	0.2000	1.04	A	A
RI	1	1.2200	0.1300	0.98	A	A
SD	1	0.8570	0.2720	0.69	A	W
SE	1	1.2000	0.0400	0.96		A
SN	1	0.6730	0.4760	0.54	A	N
SR	1	1.3100	0.2800	1.05	W	A
TE	1	1.0000	0.3000	0.80	W	W
TI	1	0.8700	0.3200	0.70	N	W
TM	1	1.2700	0.2910	1.02	A	A
TN	1	1.3350	0.3500	1.07	A	A
TO	1	1.2440	3.1000	1.00	A	A
UY	1	0.7260	0.1700	0.58	W	N
WA	1	0.8300	0.2100	0.67	A	W
WC	1	1.3200	0.7700	1.06	A	A

Total Number Reported: 24

Values for elemental Uranium are reported in micrograms/filter, g or mL pCi/g or mL =Bq x 0.027
Evaluation: A=Acceptable, W=Acceptable with Warning, N=Not Acceptable
 If the evaluation system is not appropriate for the types of analyses performed in your lab, apply site specific evaluation.

QAP 57 Results by Nuclide

Matrix: VE Vegetation Bq / kg
Radionuclide: CO60

EML Value: 9.6600
EML Error: 0.6300

Labcode	Test Number	Reported Value	Reported Error	Reported EML	QAP 56 Evaluation	Evaluation
AC	1	12.1000	3.6000	1.25	A	W
AG	1	10.4000	2.6000	1.08	A	A
AI	1	13.9600	3.9000	1.45	A	N
AM	1	11.5390	0.8559	1.20	A	A
AT	1	9.9810	1.1670	1.03	A	A
AU	1	11.0000	2.0000	1.14	A	A
AV	1	10.0000	1.0000	1.03		A
BE	1	9.0000	2.0000	0.93	A	A
BM	1	10.8000	1.2100	1.12	A	A
BN	1	9.4600	1.9400	0.98	W	A
BU	1	9.8000	0.5000	1.01	A	A
BX	1	10.5000	1.6000	1.09	A	A
CC	1	8.4000	0.8000	0.87		W
CD	1	9.0000	1.0000	0.93	A	A
CE	1	9.6000	1.8000	0.99	W	A
CF	3	10.7000	2.4000	1.11	A	A
CF	1	9.4000	1.5000	0.97	A	A
CF	2	11.5000	2.4000	1.19	A	A
CG	1	11.7000	3.0000	1.21	W	A
CH	1	10.5800	2.0100	1.10	A	A
CN	1	9.3200	0.5300	0.96	A	A
CO	3	8.0000	2.0000	0.83		W
CO	2	10.0000	2.0000	1.03		A
CO	1	10.0000	2.0000	1.03		A
CR	1	10.0000	1.0000	1.03	A	A
CS	1	9.5400	2.9300	0.99		A
CU	1	8.6000	1.5000	0.89	A	W
EG	1	12.0000	3.0000	1.24	W	W
FL	1	9.2000	0.3000	0.95	N	A
FN	1	9.5200	0.8500	0.99	A	A
FR	1	10.0000	1.4000	1.03	A	A
FU	1	9.7900	1.0100	1.01	A	A
GA	1	11.9000	2.8000	1.23	A	W
GC	3	8.1800	1.1300	0.85	A	W

Values for elemental Uranium are reported in micrograms/filter, g or mL pCi/g or mL =Bq x 0.027

Evaluation: A=Acceptable, W=Acceptable with Warning, N=Not Acceptable

If the evaluation system is not appropriate for the types of analyses performed in your lab, apply site specific evaluation.

QAP 57 Results by Nuclide

Matrix: VE Vegetation Bq / kg
Radionuclide: CO60

EML Value: 9.6600
EML Error: 0.6300

Labcode	Test Number	Reported Value	Reported Error	Reported EML	QAP 56 Evaluation	Evaluation
GC	1	8.3400	1.5300	0.86	A	W
GC	2	10.2400	3.3600	1.06	A	A
GE	1	10.9000	1.9800	1.13	A	A
GT	1	12.0000	3.0000	1.24	W	W
HU	1	9.0300	0.5200	0.94	A	A
ID	1	9.4400	0.6830	0.98		A
IL	1	7.9700	1.2700	0.82		W
IN	1	10.9000	0.9480	1.13	A	A
IS	1	10.7000	2.4000	1.11	A	A
IT	1	10.8000	1.3200	1.12	W	A
KR	1	9.6000	1.6000	0.99	A	A
KS	1	10.3000	0.2000	1.07	A	A
LA	3	9.4000	1.3000	0.97	W	A
LA	2	9.7000	1.4000	1.00	W	A
LA	1	10.6000	1.5000	1.10	W	A
LB	1	8.9000	1.1100	0.92		A
LM	1	9.2000	0.9500	0.95	A	A
LV	1	6.2500	0.9400	0.65	W	N
ME	1	11.6000	0.8000	1.20	A	A
ME	2	11.4000	1.7000	1.18	A	A
NA	1	10.1600	0.3300	1.05	A	A
NJ	1	9.0600	0.6300	0.94	A	A
NJ	5	10.0000	0.7000	1.03	A	A
NJ	4	9.2900	0.9200	0.96	A	A
NJ	3	9.8800	0.6300	1.02	A	A
NJ	2	9.9200	0.6300	1.03	A	A
NZ	1	4.4800	0.3000	0.46	A	N
OC	1	8.6000	0.7000	0.89		W
OH	1	9.7000	1.9000	1.00	A	A
OT	1	9.5000	2.0000	0.98	A	A
OU	1	8.6500	3.1500	0.89		W
PO	1	9.5000	1.8000	0.98	A	A
PS	1	15.4300	1.7700	1.60	N	N
RA	1	8.8000	0.8000	0.91	A	A
RB	1	10.3400	0.8790	1.07	W	A

Values for elemental Uranium are reported in micrograms/filter, g or mL pCi/g or mL =Bq x 0.027

Evaluation: A=Acceptable, W=Acceptable with Warning, N=Not Acceptable

If the evaluation system is not appropriate for the types of analyses performed in your lab, apply site specific evaluation.

QAP 57 Results by Nuclide

Matrix: VE Vegetation Bq / kg
Radionuclide: CO60

EML Value: 9.6600
EML Error: 0.6300

Labcode	Test Number	Reported Value	Reported Error	Reported EML	QAP 56 Evaluation	Evaluation
RU	1	8.4600	1.2700	0.88	W	W
SB	1	11.2500	2.1700	1.16	W	A
SD	1	10.3000	1.0000	1.07	W	A
SE	1	9.5000	1.0000	0.98	A	A
SI	1	10.7000	0.4000	1.11	A	A
SN	1	10.4000	4.4000	1.08	W	A
SR	1	12.0000	3.5000	1.24	W	W
SV	1	9.3000	0.6200	0.96		A
SW	1	22.3300	3.8260	2.31		N
SX	1	9.4500	0.7400	0.98	N	A
SY	1	8.7000	0.8000	0.90	A	A
TE	1	11.8000	1.5000	1.22	A	W
TI	1	11.5000	0.4900	1.19	A	A
TM	1	5.5300	10.3000	0.57	W	N
TN	1	8.7530	1.6780	0.91	A	A
TO	1	8.9270	2.6200	0.92	A	A
TP	1	9.9800	0.5900	1.03	A	A
TQ	1	11.3000	0.4000	1.17	A	A
TW	1	9.8500	0.5300	1.02	A	A
TX	1	12.9000	1.0000	1.34	W	W
UC	1	11.7000	2.3400	1.21	W	A
UY	1	11.5000	3.0000	1.19	A	A
WA	1	10.7000	1.4000	1.11	A	A
WC	1	9.8400	2.0100	1.02	A	A
WE	1	10.8900	1.2100	1.13	A	A
WI	1	8.3000	1.4000	0.86	W	W
WI	2	8.6500	1.4600	0.89	W	W
WI	3	9.6100	1.5800	1.00	W	A
WN	3	4.6000	0.3000	0.48	A	N
WN	1	5.5000	0.4000	0.57	A	N
WN	2	4.7000	0.3000	0.49	A	N
WO	2	11.4600	2.6400	1.19	A	A
WO	1	9.7100	2.8900	1.00	A	A
WT	1	12.2000	3.9200	1.26	W	W
YA	1	10.7400	0.2900	1.11	A	A

Values for elemental Uranium are reported in micrograms/filter, g or mL pCi/g or mL =Bq x 0.027

Evaluation: A=Acceptable, W=Acceptable with Warning, N=Not Acceptable

If the evaluation system is not appropriate for the types of analyses performed in your lab, apply site specific evaluation.

QAP 57 Results by Nuclide

Matrix: VE Vegetation Bq / kg
Radionuclide: CO60

EML Value: 9.6600
EML Error: 0.6300

Labcode	Test Number	Reported Value	Reported Error	<u>Reported EML</u>	QAP 56 Evaluation	Evaluation
YU	1	9.3600	0.2200	0.97	A	A
ZC	1	51.8500	0.7800	5.37		N

Total Number Reported: 106

Values for elemental Uranium are reported in micrograms/filter, g or mL pCi/g or mL =Bq x 0.027
Evaluation: A=Acceptable, W=Acceptable with Warning, N=Not Acceptable
 If the evaluation system is not appropriate for the types of analyses performed in your lab, apply site specific evaluation.

QAP 57 Results by Nuclide

Matrix: VE Vegetation Bq / kg
Radionuclide: CS137

EML Value: 300.6700
EML Error: 15.2500

Labcode	Test Number	Reported Value	Reported Error	Reported EML	QAP 56 Evaluation	Evaluation
AC	1	305.0000	5.0000	1.01	A	A
AG	1	362.0000	60.0000	1.20	A	W
AI	1	298.0000	48.7000	0.99	A	A
AM	1	324.1000	2.3100	1.08	A	A
AT	1	317.6110	35.7560	1.06	A	A
AU	1	302.0000	13.0000	1.00	A	A
AV	1	413.0000	8.0000	1.37		N
BA	1	339.3100	65.6600	1.13	A	A
BE	1	317.0000	48.0000	1.05	A	A
BM	1	339.0000	42.5000	1.13	A	A
BN	1	280.1000	25.1000	0.93	A	A
BQ	1	327.0000	33.0000	1.09	A	A
BU	1	298.0000	15.0000	0.99	A	A
BX	1	363.0000	42.0000	1.21	A	W
CC	1	322.0000	32.0000	1.07		A
CD	1	306.0000	9.0000	1.02	A	A
CE	1	327.0000	21.0000	1.09	A	A
CF	1	308.4000	2.7000	1.03	N	A
CF	2	297.0000	4.4000	0.99	N	A
CF	3	295.4000	4.2000	0.98	N	A
CG	1	283.0000	15.0000	0.94	A	A
CH	1	316.9000	4.9700	1.05	A	A
CN	1	305.0000	15.0000	1.01	A	A
CO	1	314.0000	18.0000	1.04		A
CO	3	316.0000	19.0000	1.05		A
CO	2	315.0000	19.0000	1.05		A
CR	1	305.0000	5.0000	1.01	A	A
CS	1	315.6000	96.5900	1.05	A	A
CU	1	305.0000	25.0000	1.01	A	A
CW	1	301.0000	7.0000	1.00	A	A
EG	1	295.0000	23.0000	0.98	A	A
FL	1	294.0000	6.0000	0.98	N	A
FN	1	298.0000	26.0000	0.99	A	A
FR	1	320.0000	35.0000	1.06	A	A

Values for elemental Uranium are reported in micrograms/filter, g or mL pCi/g or mL =Bq x 0.027

Evaluation: A=Acceptable, W=Acceptable with Warning, N=Not Acceptable

If the evaluation system is not appropriate for the types of analyses performed in your lab, apply site specific evaluation.

QAP 57 Results by Nuclide

Matrix: VE Vegetation Bq / kg
Radionuclide: CS137

EML Value: 300.6700
EML Error: 15.2500

Labcode	Test Number	Reported Value	Reported Error	Reported EML	QAP 56 Evaluation	Evaluation
FU	1	311.8700	10.3300	1.04	A	A
GA	1	340.0000	10.1000	1.13	A	A
GC	1	262.0000	9.1600	0.87	W	W
GC	3	248.4000	11.0100	0.83	W	W
GC	2	258.3000	13.0900	0.86	W	W
GE	1	299.7000	33.2000	1.00	A	A
GT	1	32.0000	9.0000	0.11	A	N
HU	1	291.0000	15.4000	0.97	A	A
ID	1	316.9700	15.8490	1.05		A
IL	1	262.3600	8.6800	0.87		W
IN	1	336.0000	18.9000	1.12	A	A
IO	1	347.0600	36.1000	1.15	A	A
IS	1	319.0000	36.0000	1.06	A	A
IT	1	359.5000	21.7000	1.20	A	W
KR	1	334.5000	15.3000	1.11	A	A
KS	1	279.3000	4.7000	0.93	A	A
LA	1	272.0000	30.0000	0.90	W	A
LA	2	272.0000	30.0000	0.90	W	A
LA	3	274.1000	30.4000	0.91	W	A
LB	1	297.2000	20.0100	0.99		A
LM	1	324.9500	2.0800	1.08	A	A
LV	1	277.0000	10.0000	0.92	W	A
ME	2	385.0000	11.0000	1.28	W	W
ME	1	374.0000	10.0000	1.24	W	W
NA	1	343.0000	6.0000	1.14	A	A
NJ	1	301.0000	14.0000	1.00	A	A
NJ	4	302.0000	14.0000	1.00	A	A
NJ	3	304.0000	25.0000	1.01	A	A
NJ	2	302.0000	17.0000	1.00	A	A
NJ	5	305.0000	15.0000	1.01	A	A
NR	1	300.1000	60.0000	1.00	A	A
NZ	1	159.2000	2.4000	0.53	A	N
OC	1	278.0000	22.0000	0.93		A
OH	1	313.9000	4.4000	1.04	N	A
OT	1	303.0000	6.0000	1.01	A	A

Values for elemental Uranium are reported in micrograms/filter, g or mL pCi/g or mL =Bq x 0.027

Evaluation: A=Acceptable, W=Acceptable with Warning, N=Not Acceptable

If the evaluation system is not appropriate for the types of analyses performed in your lab, apply site specific evaluation.

QAP 57 Results by Nuclide

Matrix: VE Vegetation Bq / kg
Radionuclide: CS137

EML Value: 300.6700
EML Error: 15.2500

Labcode	Test Number	Reported Value	Reported Error	Reported EML	QAP 56 Evaluation	Evaluation
OU	1	266.0000	15.2000	0.88	A	W
PO	1	283.0000	9.0000	0.94	A	A
PS	1	455.0500	5.2500	1.51	N	N
RA	1	297.0000	20.0000	0.99	A	A
RB	1	310.7000	20.7910	1.03	A	A
RI	1	342.0000	37.3000	1.14	A	A
RU	1	311.0000	46.6000	1.03	A	A
SB	1	376.6600	44.9200	1.25	A	W
SD	1	364.3000	19.1000	1.21	W	W
SE	1	313.0000	6.0000	1.04	A	A
SI	1	321.0000	6.0000	1.07	A	A
SN	1	303.0000	35.0000	1.01	A	A
SR	1	327.0000	35.0000	1.09	A	A
SV	1	330.0000	10.0000	1.10		A
SW	1	414.0000	40.3300	1.38		N
SX	1	309.5100	16.4000	1.03	A	A
SY	1	792.0000	33.0000	2.63	A	N
TE	1	340.3000	16.8000	1.13	A	A
TI	1	345.0000	9.3000	1.15	A	A
TM	1	328.0000	32.7000	1.09	N	A
TN	1	258.4000	3.8000	0.86	A	W
TO	1	282.2000	3.2500	0.94	W	A
TP	1	330.2200	5.9700	1.10	A	A
TQ	1	340.0000	5.2000	1.13	A	A
TW	1	337.0000	5.0600	1.12	A	A
TX	1	359.0000	6.0000	1.19	A	W
UC	1	373.0000	39.8000	1.24	A	W
UY	1	315.0000	33.0000	1.05	A	A
WA	1	303.0000	20.0000	1.01	A	A
WC	1	327.0000	38.3000	1.09	A	A
WE	1	316.4000	26.8600	1.05	A	A
WI	2	260.0000	33.0000	0.87	W	W
WI	3	261.0000	33.0000	0.87	W	W
WI	1	259.0000	32.9000	0.86	W	W
WN	2	150.0000	6.0000	0.50	A	N

Values for elemental Uranium are reported in micrograms/filter, g or mL pCi/g or mL =Bq x 0.027

Evaluation: A=Acceptable, W=Acceptable with Warning, N=Not Acceptable

If the evaluation system is not appropriate for the types of analyses performed in your lab, apply site specific evaluation.

QAP 57 Results by Nuclide

Matrix: VE Vegetation Bq / kg
Radionuclide: CS137

EML Value: 300.6700
EML Error: 15.2500

Labcode	Test Number	Reported Value	Reported Error	<u>Reported EML</u>	QAP 56 Evaluation	Evaluation
WN	3	151.0000	6.0000	0.50	A	N
WN	1	152.0000	6.0000	0.51	A	N
WO	1	345.5000	39.9000	1.15	A	A
WO	2	349.4000	27.9000	1.16	A	A
WT	1	320.0000	18.7000	1.06	A	A
YA	1	314.4000	1.1000	1.05	A	A
YU	1	282.6000	8.8000	0.94	A	A
ZC	1	402.4400	14.4700	1.34		N

Total Number Reported: 112

Values for elemental Uranium are reported in micrograms/filter, g or mL pCi/g or mL =Bq x 0.027
Evaluation: A=Acceptable, W=Acceptable with Warning, N=Not Acceptable
 If the evaluation system is not appropriate for the types of analyses performed in your lab, apply site specific evaluation.

QAP 57 Results by Nuclide

Matrix: VE Vegetation Bq / kg
Radionuclide: K40

EML Value:1480.0000
EML Error: 77.8000

Labcode	Test Number	Reported Value	Reported Error	<u>Reported EML</u>	QAP 56 Evaluation	Evaluation
AC	1	1900.0000	60.0000	1.28	W	W
AG	1	1670.0000	287.0000	1.13	A	A
AI	1	1626.0000	260.0000	1.10	A	A
AM	1	1672.9500	20.4800	1.13	A	A
AT	1	1483.5601	147.6700	1.00	A	A
AU	1	1375.0000	63.0000	0.93	A	A
AV	1	1542.0000	56.0000	1.04		A
BE	1	1453.0000	160.0000	0.98	A	A
BN	1	1473.8300	126.7400	1.00	W	A
BQ	1	1950.0000	400.0000	1.32	A	W
BU	1	1430.0000	50.0000	0.97	A	A
BX	1	1660.0000	166.0000	1.12	A	A
CC	1	1380.0000	140.0000	0.93		A
CD	1	1460.0000	50.0000	0.99	A	A
CE	1	1600.0000	125.0000	1.08	A	A
CG	1	1412.0000	58.0000	0.95	A	A
CH	1	1637.6000	52.7600	1.11	A	A
CN	1	1480.0000	75.0000	1.00	A	A
CR	1	1529.0000	4.0000	1.03	A	A
CS	1	1551.0000	475.3000	1.05	A	A
CU	1	1436.0000	50.0000	0.97	A	A
CW	1	1447.0000	50.0000	0.98	A	A
EG	1	1346.0000	140.0000	0.91	W	A
FL	1	1463.0000	40.0000	0.99	N	A
FN	1	1422.0000	126.0000	0.96	A	A
FR	1	1600.0000	160.0000	1.08	A	A
FU	1	1594.6100	66.6400	1.08	A	A
GA	1	1677.0000	75.0000	1.13	A	A
GC	2	1343.0000	91.7100	0.91	A	A
GC	3	1319.0000	64.3000	0.89	A	W
GC	1	1316.0000	72.6200	0.89	A	W
GE	1	1569.0000	162.0000	1.06	A	A
GT	1	1690.0000	100.0000	1.14	W	A
HU	1	1490.0000	135.0000	1.01	A	A

Values for elemental Uranium are reported in micrograms/filter, g or mL pCi/g or mL =Bq x 0.027
Evaluation: A=Acceptable, W=Acceptable with Warning, N=Not Acceptable
 If the evaluation system is not appropriate for the types of analyses performed in your lab, apply site specific evaluation.

QAP 57 Results by Nuclide

Matrix: VE Vegetation Bq / kg
Radionuclide: K40

EML Value:1480.0000
EML Error: 77.8000

Labcode	Test Number	Reported Value	Reported Error	Reported EML	QAP 56 Evaluation	Evaluation
ID	1	1511.0000	84.1950	1.02		A
IL	1	1131.8600	63.7800	0.76		N
IN	1	1520.0000	160.0000	1.03	W	A
IO	1	1503.8000	190.7300	1.02	A	A
IS	1	1517.0000	156.0000	1.02	A	A
IT	1	1578.0000	93.1000	1.07	A	A
KR	1	1653.0000	75.4000	1.12	A	A
KS	1	1672.2000	28.9000	1.13	A	A
LA	2	1431.0000	159.0000	0.97	A	A
LA	3	1466.0000	163.0000	0.99	A	A
LA	1	1456.0000	162.0000	0.98	A	A
LB	1	1233.7000	123.9000	0.83		W
LM	1	1678.4000	23.0900	1.13	A	A
LV	1	1280.0000	27.0000	0.87	A	W
ME	2	1654.0000	87.0000	1.12	A	A
ME	1	1717.0000	55.0000	1.16	A	A
NA	1	1553.0000	27.0000	1.05	A	A
NJ	5	1410.0000	50.0000	0.95	A	A
NJ	4	1380.0000	50.0000	0.93	A	A
NJ	3	1380.0000	50.0000	0.93	A	A
NJ	2	1410.0000	50.0000	0.95	A	A
NJ	1	1380.0000	50.0000	0.93	A	A
NZ	1	670.0000	37.0000	0.45	W	N
OC	1	1330.0000	106.0000	0.90		W
OH	1	1466.0000	41.0000	0.99	N	A
OT	1	1464.0000	100.0000	0.99	A	A
OU	1	1450.0000	208.0000	0.98	W	A
PO	1	988.0000	30.0000	0.67	A	N
PS	1	2212.3601	44.4000	1.50	N	N
RA	1	1450.0000	120.0000	0.98	A	A
RB	1	1327.0000	92.8890	0.90	A	W
RU	1	1405.0000	210.7000	0.95	A	A
SB	1	1791.1700	162.7300	1.21	A	A
SD	1	1683.0000	77.4000	1.14	A	A
SE	1	1250.0000	37.0000	0.85	A	W

Values for elemental Uranium are reported in micrograms/filter, g or mL pCi/g or mL =Bq x 0.027
Evaluation: A=Acceptable, W=Acceptable with Warning, N=Not Acceptable
 If the evaluation system is not appropriate for the types of analyses performed in your lab, apply site specific evaluation.

QAP 57 Results by Nuclide

Matrix: VE Vegetation Bq / kg
Radionuclide: K40

EML Value: 1480.0000
EML Error: 77.8000

Labcode	Test Number	Reported Value	Reported Error	Reported EML	QAP 56 Evaluation	Evaluation
SI	1	1470.0000	38.0000	0.99	A	A
SN	1	1709.0000	178.0000	1.15	A	A
SR	1	1650.0000	193.0000	1.12	A	A
SV	1	1500.0000	56.0000	1.01		A
SW	1	2064.0000	244.2000	1.39		N
SX	1	1494.2500	73.0800	1.01	W	A
SY	1	590.0000	20.0000	0.40	A	N
TE	1	1646.0000	74.4000	1.11	A	A
TI	1	1690.0000	33.8000	1.14	A	A
TM	1	1520.0000	308.0000	1.03	W	A
TN	1	1174.0000	159.0000	0.79	W	W
TO	1	1343.0000	157.0000	0.91	W	A
TP	1	1527.4800	33.0500	1.03	A	A
TQ	1	1657.0000	29.0000	1.12	A	A
TW	1	1599.0000	42.0000	1.08	A	A
TX	1	1645.0000	38.0000	1.11	A	A
UC	1	1790.0000	276.0000	1.21	A	A
UY	1	1562.0000	190.0000	1.05	A	A
WA	1	1580.0000	40.0000	1.07	A	A
WC	1	1770.0000	209.0000	1.20	W	A
WE	1	1492.0000	66.6900	1.01	A	A
WI	1	1520.0000	201.0000	1.03	A	A
WI	3	1600.0000	213.0000	1.08	A	A
WI	2	1560.0000	207.0000	1.05	A	A
WN	2	730.0000	30.0000	0.49	A	N
WN	3	719.0000	29.0000	0.49	A	N
WN	1	756.0000	31.0000	0.51	A	N
WO	2	1641.0000	186.0000	1.11	A	A
WO	1	1697.0000	272.0000	1.15	A	A
WT	1	1577.0000	149.0000	1.07	A	A
YA	1	1555.0000	10.0000	1.05	A	A
YU	1	1297.0000	49.0000	0.88	A	W
ZC	1	1980.8700	101.8400	1.34		W

Total Number Reported: 102

Values for elemental Uranium are reported in micrograms/filter, g or mL pCi/g or mL =Bq x 0.027

Evaluation: A=Acceptable, W=Acceptable with Warning, N=Not Acceptable

If the evaluation system is not appropriate for the types of analyses performed in your lab, apply site specific evaluation.

QAP 57 Results by Nuclide

Matrix: VE Vegetation Bq / kg
Radionuclide: PU238

EML Value: 0.2769
EML Error: 0.0370

Labcode	Test Number	Reported Value	Reported Error	<u>Reported EML</u>	QAP 56 Evaluation	Evaluation
RA	1	0.2500	0.0500	0.90	A	A
SE	1	0.4340	0.0530	1.57	A	W
UY	1	0.2240	0.1000	0.81		A
WA	1	0.3100	0.1200	1.12		A

Total Number Reported: 4

Values for elemental Uranium are reported in micrograms/filter, g or mL pCi/g or mL =Bq x 0.027
Evaluation: A=Acceptable, W=Acceptable with Warning, N=Not Acceptable
 If the evaluation system is not appropriate for the types of analyses performed in your lab, apply site specific evaluation.

QAP 57 Results by Nuclide

Matrix: VE Vegetation Bq / kg
Radionuclide: PU239

EML Value: 3.4270
EML Error: 0.1492

Labcode	Test Number	Reported Value	Reported Error	<u>Reported EML</u>	QAP 56 Evaluation	Evaluation
AG	1	3.3300	1.2300	0.97	A	A
AI	1	3.0600	0.6300	0.89	W	A
AM	1	2.6631	1.3900	0.78	N	W
AT	1	5.5300	0.7570	1.61	A	N
AU	1	3.9700	0.5800	1.16	W	W
BE	1	3.5300	0.2700	1.03	A	A
BM	1	3.3200	0.7000	0.97	A	A
BU	1	3.0000	0.2000	0.88	A	A
BX	1	3.4600	0.5500	1.01	N	A
CH	1	3.3000	0.2700	0.96	N	A
GA	1	2.8070	0.6684	0.82	A	W
GE	1	3.2460	0.4290	0.95	A	A
GT	1	3.7000	0.9000	1.08	A	A
ID	1	3.4730	0.2510	1.01		A
IS	1	3.4200	0.4700	1.00	A	A
IT	1	2.9200	0.2700	0.85	A	A
LA	1	3.4010	0.5229	0.99	A	A
LA	3	3.1650	0.4828	0.92	A	A
LA	2	3.2750	0.5018	0.96	A	A
LL	1	3.0900	0.6900	0.90		A
ML	1	3.6500	0.5400	1.07	A	A
NA	1	3.3700	0.2900	0.98	A	A
OT	1	3.5000	0.3000	1.02	A	A
PS	1	3.7100	1.6300	1.08	A	A
RA	1	3.8000	0.8000	1.11	A	A
RI	1	10.1000	0.5750	2.95	A	N
SD	1	2.1020	0.2920	0.61	A	N
SE	1	3.1900	0.1800	0.93	A	A
SE	2	3.7700	0.1100	1.10	A	A
SN	1	3.7200	1.2800	1.09	W	A
SR	1	3.3400	0.0900	0.98	N	A
TE	1	3.0000	0.3000	0.88	N	A
TI	1	3.7400	0.7130	1.09	A	A
TM	1	2.8600	0.4350	0.83	N	W

Values for elemental Uranium are reported in micrograms/filter, g or mL pCi/g or mL =Bq x 0.027

Evaluation: A=Acceptable, W=Acceptable with Warning, N=Not Acceptable

If the evaluation system is not appropriate for the types of analyses performed in your lab, apply site specific evaluation.

QAP 57 Results by Nuclide

Matrix: VE Vegetation Bq / kg
Radionuclide: PU239

EML Value: 3.4270
EML Error: 0.1492

Labcode	Test Number	Reported Value	Reported Error	<u>Reported EML</u>	QAP 56 Evaluation	Evaluation
TN	1	3.9150	0.9580	1.14	A	W
TO	1	3.1100	0.7560	0.91	W	A
TX	1	3.6600	0.2700	1.07	A	A
UC	1	5.3200	2.6500	1.55		N
UY	1	3.3200	0.4900	0.97	A	A
WA	1	2.8000	0.4400	0.82	N	W
WC	1	3.1000	0.9000	0.90	A	A
WI	1	6.8200	1.3500	1.99	A	N
WI	2	6.7000	1.2000	1.96	A	N
WI	3	6.4900	1.1600	1.89	A	N

Total Number Reported: 44

Values for elemental Uranium are reported in micrograms/filter, g or mL pCi/g or mL =Bq x 0.027
Evaluation: A=Acceptable, W=Acceptable with Warning, N=Not Acceptable
 If the evaluation system is not appropriate for the types of analyses performed in your lab, apply site specific evaluation.

QAP 57 Results by Nuclide

Matrix: VE Vegetation Bq / kg
Radionuclide: SR90

EML Value: 476.2600
EML Error: 6.6730

Labcode	Test Number	Reported Value	Reported Error	Reported EML	QAP 56 Evaluation	Evaluation
AG	1	445.0000	81.0000	0.93	A	A
AI	1	632.0000	11.0000	1.33	W	N
AI	1	632.0000	11.0000	1.33	W	N
AM	1	280.0600	30.0000	0.59	W	W
AT	1	512.3080	28.7190	1.08	A	A
AU	1	476.0000	17.0000	1.00	A	A
BE	1	465.0000	29.0000	0.98	A	A
BM	1	488.5000	24.3000	1.03	A	A
BQ	1	374.0000	40.0000	0.79	A	A
BU	1	471.1000	28.0000	0.99	A	A
BX	1	705.0000	38.0000	1.48	A	N
CC	1	66.0000	7.0000	0.14		N
CG	1	466.0000	12.0000	0.98		A
CH	1	465.0000	14.0100	0.98	A	A
GE	1	428.6000	8.6950	0.90	A	A
GT	1	350.0000	50.0000	0.74	A	W
ID	1	498.8630	26.0840	1.05		A
IS	1	424.0000	61.0000	0.89	A	A
IT	1	489.0000	51.4000	1.03		A
KR	1	426.2600	3.3300	0.89		A
NA	1	575.0000	10.0000	1.21	A	W
OT	1	334.0000	18.0000	0.70	A	W
PS	1	481.7700	14.3800	1.01	A	A
RA	1	450.0000	80.0000	0.94	A	A
RB	1	573.4000	83.6000	1.20	A	W
RI	1	149.0000	3.7300	0.31	A	N
RU	1	405.9000	60.9000	0.85	A	A
SE	1	372.0000	8.0000	0.78	A	A
SE	2	419.0000	9.0000	0.88	A	A
SN	1	374.0000	9.1400	0.79	A	A
SR	1	577.0000	238.0000	1.21	A	N
SV	1	352.0000	2.0000	0.74		W
TE	1	345.6000	97.8000	0.73	A	W
TI	1	457.0000	17.0000	0.96	A	A

Values for elemental Uranium are reported in micrograms/filter, g or mL pCi/g or mL =Bq x 0.027

Evaluation: A=Acceptable, W=Acceptable with Warning, N=Not Acceptable

If the evaluation system is not appropriate for the types of analyses performed in your lab, apply site specific evaluation.

QAP 57 Results by Nuclide

Matrix: VE Vegetation Bq / kg
Radionuclide: SR90

EML Value: 476.2600
EML Error: 6.6730

Labcode	Test Number	Reported Value	Reported Error	<u>Reported EML</u>	QAP 56 Evaluation	Evaluation
TM	1	394.0000	30.6000	0.83	N	A
TN	1	463.0300	12.8600	0.97	A	A
TO	1	424.4000	5.9200	0.89	A	A
TP	1	389.0000	19.0000	0.82		A
TQ	1	325.0000	5.0000	0.68	A	W
TW	1	493.3700	8.2600	1.04		A
TX	1	420.0000	22.0000	0.88	A	A
UY	1	359.0000	8.7000	0.75	A	A
WA	1	477.0000	19.0000	1.00	A	A
WC	1	526.0000	70.7000	1.10	A	W
WE	1	486.3000	47.3000	1.02	A	A
WI	3	365.0000	36.5000	0.77	A	A
WI	2	391.0000	27.9000	0.82	A	A
WI	1	397.0000	26.4000	0.83	A	A

Total Number Reported: 48

Values for elemental Uranium are reported in micrograms/filter, g or mL pCi/g or mL =Bq x 0.027
Evaluation: A=Acceptable, W=Acceptable with Warning, N=Not Acceptable
 If the evaluation system is not appropriate for the types of analyses performed in your lab, apply site specific evaluation.

QAP 57 Results by Nuclide

Matrix: WA Water Bq / L
Radionuclide: AM241

EML Value: 3.0435
EML Error: 0.0816

Labcode	Test Number	Reported Value	Reported Error	Reported EML	QAP 56 Evaluation	Evaluation
AF	1	2.9200	0.1900	0.96		A
AG	1	2.8700	0.4100	0.94	A	A
AI	1	2.1500	0.0800	0.71	W	N
AM	1	3.1870	0.1920	1.05	A	A
AN	1	2.8000	0.1000	0.92	A	A
AT	1	3.3080	0.5650	1.09	N	A
AU	1	2.8500	0.3300	0.94	A	A
AW	1	3.7300	2.7200	1.23		W
BE	1	2.7600	0.1100	0.91	A	A
BM	1	2.8400	0.3800	0.93	A	A
BP	1	2.8500	0.0600	0.94	A	A
BU	1	3.0000	0.3000	0.99	N	A
BX	1	3.1700	0.2900	1.04	A	A
CB	1	3.1500	0.3900	1.03	A	A
CB	3	3.1500	0.9200	1.03	A	A
CB	2	3.0300	0.2600	1.00	A	A
CH	1	3.0900	0.2200	1.01	A	A
CR	1	2.8000	0.1000	0.92	W	A
EC	4	2.9000	0.2000	0.95	A	A
EC	5	3.0000	0.2000	0.99	A	A
EC	3	2.8000	0.2000	0.92	A	A
EC	2	3.1000	0.2000	1.02	A	A
EC	1	3.3000	0.2000	1.08	A	A
EG	1	3.0900	0.2200	1.01	A	A
FE	1	3.4550	0.5011	1.13		A
FL	1	3.3400	0.4900	1.10	W	A
FM	1	2.5000	0.6000	0.82	W	W
GA	1	3.0380	0.4072	1.00		A
GE	1	2.8500	0.2730	0.94	A	A
GT	1	3.1000	0.3000	1.02	A	A
HU	1	15.5000	5.5000	5.09		N
IN	1	3.0400	0.4430	1.00	A	A
IO	1	3.4500	1.4000	1.13	A	A
IS	1	2.7700	0.3400	0.91	A	A

Values for elemental Uranium are reported in micrograms/filter, g or mL pCi/g or mL =Bq x 0.027

Evaluation: A=Acceptable, W=Acceptable with Warning, N=Not Acceptable

If the evaluation system is not appropriate for the types of analyses performed in your lab, apply site specific evaluation.

QAP 57 Results by Nuclide

Matrix: WA Water Bq / L
Radionuclide: AM241

EML Value: 3.0435
EML Error: 0.0816

Labcode	Test Number	Reported Value	Reported Error	Reported EML	QAP 56 Evaluation	Evaluation
IT	1	3.1100	0.2600	1.02	W	A
KR	1	2.8000	0.5000	0.92		A
KS	1	2.7000	0.6000	0.89	A	W
LA	2	3.2270	0.3679	1.06	A	A
LA	3	3.0280	0.3465	1.00	A	A
LA	1	3.0460	0.4570	1.00	A	A
LL	1	2.9700	0.2100	0.98		A
LM	1	3.2400	0.1860	1.07	N	A
LV	1	3.2200	0.5600	1.06	N	A
LW	1	3.1000	0.2710	1.02	A	A
ME	2	3.1000	0.4000	1.02	A	A
ME	1	2.7000	0.6000	0.89	A	W
MI	1	3.2200	0.2320	1.06	A	A
MI	2	2.8470	0.2320	0.94	A	A
NA	1	2.7300	0.0700	0.90		W
NF	1	2.9410	0.0810	0.97		A
NJ	1	3.1800	0.4300	1.04	A	A
NJ	2	3.1200	0.5400	1.02	A	A
NJ	3	2.8600	0.4800	0.94	A	A
NM	1	2.8400	0.0400	0.93	W	A
NQ	1	2.5200	0.1600	0.83	A	W
NZ	1	3.4000	0.5400	1.12	A	A
OB	1	2.9600	0.8410	0.97		A
OD	1	2.8000	0.2800	0.92	A	A
OK	1	2.7800	0.1000	0.91	A	A
OT	1	2.6000	0.1000	0.85	A	W
PS	1	2.7900	0.7000	0.92		A
RB	1	2.9550	0.2360	0.97		A
RI	1	0.1740	0.0080	0.06	W	N
RU	1	2.5100	0.3800	0.82		W
SB	1	3.4000	1.1200	1.12		A
SD	1	2.7490	0.3700	0.90	A	A
SE	2	3.0300	0.0600	1.00	A	A
SE	1	2.8900	0.0900	0.95	A	A
SI	1	3.4000	0.3000	1.12	W	A

Values for elemental Uranium are reported in micrograms/filter, g or mL pCi/g or mL =Bq x 0.027

Evaluation: A=Acceptable, W=Acceptable with Warning, N=Not Acceptable

If the evaluation system is not appropriate for the types of analyses performed in your lab, apply site specific evaluation.

QAP 57 Results by Nuclide

Matrix: WA Water Bq / L
Radionuclide: AM241

EML Value: 3.0435
EML Error: 0.0816

Labcode	Test Number	Reported Value	Reported Error	Reported EML	QAP 56 Evaluation	Evaluation
SK	2	4.2000	2.0000	1.38	A	W
SK	1	3.1000	1.0000	1.02	A	A
SK	3	2.8300	0.3300	0.93	A	A
SN	1	3.0600	0.4330	1.00	A	A
SR	1	2.8600	0.3800	0.94	A	A
SW	1	3.1390	0.7341	1.03		A
TE	1	3.0000	0.1000	0.99	A	A
TI	1	2.8900	0.4090	0.95	A	A
TM	1	3.0100	0.2200	0.99	A	A
TN	1	2.8930	0.1060	0.95	A	A
TO	1	2.8090	0.4320	0.92	W	A
TT	1	3.4000	0.4000	1.12		A
US	1	3.4870	2.9980	1.15		A
UY	1	2.7300	0.2800	0.90	A	W
WA	1	2.6300	0.1800	0.86	A	W
WC	1	2.7000	0.4700	0.89	A	W
WE	1	2.4700	0.4100	0.81	A	W
WI	1	2.4700	0.3540	0.81	A	W
WI	3	2.5300	0.3600	0.83	A	W
WI	2	2.4500	0.3360	0.81	A	W
WN	2	2.9000	1.5000	0.95		A
WN	3	4.3000	1.7000	1.41		N
WN	1	3.5000	1.6000	1.15		A
YA	1	2.8420	0.0120	0.93	A	A
ZC	1	2.6800	0.6700	0.88		W

Total Number Reported: 94

Values for elemental Uranium are reported in micrograms/filter, g or mL pCi/g or mL =Bq x 0.027
Evaluation: A=Acceptable, W=Acceptable with Warning, N=Not Acceptable
 If the evaluation system is not appropriate for the types of analyses performed in your lab, apply site specific evaluation.

QAP 57 Results by Nuclide

Matrix: WA Water Bq / L
Radionuclide: Bq U

EML Value: 6.8359
EML Error: 0.2656

Labcode	Test Number	Reported Value	Reported Error	<u>Reported EML</u>	QAP 56 Evaluation	Evaluation
AF	1	7.2700	0.4000	1.06	N	A
AI	1	5.9800	0.1600	0.88	A	A
AT	1	6.2510	0.5840	0.91	A	A
BP	1	6.4500	0.2600	0.94	A	A
BU	1	6.7000	0.3000	0.98	A	A
FG	1	6.7530	0.7000	0.99	N	A
HT	1	6.8000	0.5000	1.00	A	A
IO	1	7.0020	0.5250	1.02	A	A
NJ	2	6.5500	0.4400	0.96	A	A
NJ	1	6.7000	0.4400	0.98	A	A
NJ	3	6.7700	0.4400	0.99	A	A
OH	1	5.7000	0.5500	0.83	A	W
OT	1	6.7000	0.3000	0.98	N	A
SD	1	6.6400	0.7500	0.97	A	A
SN	1	7.0200	0.7640	1.03	A	A
TE	1	5.6000	0.1000	0.82	A	W
UY	1	6.4700	0.6800	0.95	A	A
WA	1	6.3600	0.3600	0.93	A	A
WI	2	6.0300	0.5260	0.88	A	A
WI	1	5.8900	0.5160	0.86	A	W
WI	3	6.2700	0.3140	0.92	A	A
WO	1	5.7800	0.2700	0.85	W	W
WO	2	5.5000	0.3100	0.81	W	W
WT	1	6.6100	1.1000	0.97	A	A

Total Number Reported: 24

Values for elemental Uranium are reported in micrograms/filter, g or mL pCi/g or mL =Bq x 0.027
Evaluation: A=Acceptable, W=Acceptable with Warning, N=Not Acceptable
 If the evaluation system is not appropriate for the types of analyses performed in your lab, apply site specific evaluation.

QAP 57 Results by Nuclide

Matrix: WA Water Bq / L
Radionuclide: CO60

EML Value: 268.6700
EML Error: 9.7100

Labcode	Test Number	Reported Value	Reported Error	Reported EML	QAP 56 Evaluation	Evaluation
AC	1	264.0000	4.0000	0.98	A	A
AF	1	267.4700	10.9800	1.00	A	A
AG	1	263.0000	44.0000	0.98	A	A
AI	1	265.2000	35.7000	0.99	W	A
AM	1	268.2500	0.6600	1.00	A	A
AN	1	271.0000	6.0000	1.01	A	A
AT	1	286.3440	19.9110	1.07	A	A
AU	1	299.4000	9.9000	1.11	A	W
AV	1	238.0000	11.0000	0.89		W
AW	1	271.0000	21.7000	1.01	A	A
BA	1	267.2400	22.3400	1.00	A	A
BE	1	342.0000	28.0000	1.27	A	N
BM	1	260.0000	12.3000	0.97	A	A
BN	1	274.5400	13.2900	1.02	A	A
BP	1	274.0000	9.0000	1.02	A	A
BQ	1	271.0000	20.0000	1.01	A	A
BU	1	270.0000	13.0000	1.00	A	A
BX	1	283.0000	12.0000	1.05	A	A
CA	2	267.0000	16.0000	0.99	A	A
CA	1	269.0000	16.0000	1.00	A	A
CB	1	274.0000	10.7000	1.02	A	A
CB	2	282.7000	10.5000	1.05	A	A
CC	1	259.0000	26.0000	0.96		A
CD	1	263.0000	8.0000	0.98	A	A
CE	1	252.0000	12.3000	0.94	A	A
CF	3	280.9000	1.1000	1.05	A	A
CF	1	286.2000	1.8000	1.07	A	A
CF	2	279.0000	1.7000	1.04	A	A
CG	1	271.0000	5.0000	1.01	A	A
CH	1	271.1000	2.5300	1.01	A	A
CM	2	279.6000	4.2000	1.04	A	A
CM	1	278.7000	4.1000	1.04	A	A
CP	1	251.0000	10.0000	0.93	A	A
CR	1	257.0000	2.0000	0.96	A	A

Values for elemental Uranium are reported in micrograms/filter, g or mL pCi/g or mL =Bq x 0.027

Evaluation: A=Acceptable, W=Acceptable with Warning, N=Not Acceptable

If the evaluation system is not appropriate for the types of analyses performed in your lab, apply site specific evaluation.

QAP 57 Results by Nuclide

Matrix: WA Water Bq / L
Radionuclide: CO60

EML Value: 268.6700
EML Error: 9.7100

Labcode	Test Number	Reported Value	Reported Error	Reported EML	QAP 56 Evaluation	Evaluation
CS	1	290.3000	21.4200	1.08	A	A
CU	1	317.0000	3.0000	1.18	A	W
CW	1	268.0000	5.0000	1.00	A	A
DH	1	289.5000	7.5000	1.08		A
EC	1	276.8000	4.0000	1.03	A	A
EC	2	279.1000	3.9000	1.04	A	A
EC	3	277.0000	3.8000	1.03	A	A
EC	4	278.4000	3.9000	1.04	A	A
EC	5	275.5000	3.8000	1.02	A	A
EG	1	263.0000	20.0000	0.98	A	A
EP	1	273.0200	11.6600	1.02	A	A
FE	1	262.6400	6.1040	0.98	A	A
FG	1	270.0000	55.5000	1.00	A	A
FL	1	276.3000	0.5900	1.03	A	A
FM	1	279.0000	4.0000	1.04	A	A
FN	1	276.0000	17.0000	1.03	A	A
GA	1	271.0000	5.2000	1.01		A
GC	3	260.0500	11.0800	0.97	A	A
GC	2	259.5900	10.8800	0.97	A	A
GC	1	260.1500	32.0300	0.97	A	A
GE	1	283.8000	20.2600	1.06	A	A
GT	1	270.0000	50.0000	1.00	A	A
HU	1	263.5000	15.6000	0.98	A	A
IL	1	277.2000	3.2000	1.03	A	A
IN	1	283.0000	9.0700	1.05	A	A
IO	1	278.1700	14.6400	1.03	A	A
IS	1	265.0000	28.0000	0.99	A	A
IT	1	266.6000	20.0000	0.99	A	A
JL	3	272.2000	6.2000	1.01		A
JL	1	266.4000	9.4000	0.99		A
JL	2	279.0000	7.1000	1.04		A
KA	1	269.4000	20.2400	1.00	A	A
KR	1	270.7000	10.4000	1.01		A
LA	2	249.0000	28.0000	0.93	W	A
LA	1	250.0000	28.0000	0.93	W	A

Values for elemental Uranium are reported in micrograms/filter, g or mL pCi/g or mL =Bq x 0.027
Evaluation: A=Acceptable, W=Acceptable with Warning, N=Not Acceptable
 If the evaluation system is not appropriate for the types of analyses performed in your lab, apply site specific evaluation.

QAP 57 Results by Nuclide

Matrix: WA Water Bq / L
Radionuclide: CO60

EML Value: 268.6700
EML Error: 9.7100

Labcode	Test Number	Reported Value	Reported Error	Reported EML	QAP 56 Evaluation	Evaluation
LA	3	249.0000	28.0000	0.93	W	A
LB	1	280.1100	21.1500	1.04		A
LL	1	277.0000	22.8000	1.03	A	A
LM	1	275.0500	0.5390	1.02	A	A
LN	1	292.0000	20.0000	1.09	A	A
LV	1	281.0000	7.0000	1.05	A	A
LW	1	240.0000	29.4000	0.89	A	W
ME	1	284.0000	4.0000	1.06	A	A
ME	2	288.0000	5.0000	1.07	A	A
MI	2	298.0120	6.4550	1.11	A	W
MI	1	294.4800	6.3800	1.10	A	A
MS	1	265.0000	27.0000	0.99	A	A
NA	1	263.3000	4.3000	0.98	A	A
NJ	1	271.0000	4.0000	1.01	A	A
NJ	2	270.0000	4.0000	1.00	A	A
NJ	3	272.0000	3.0000	1.01	A	A
NJ	5	274.0000	4.0000	1.02	A	A
NJ	4	272.0000	3.0000	1.01	A	A
NP	1	268.4000	1.4000	1.00	A	A
NQ	1	282.0000	30.0000	1.05	W	A
NR	1	273.0000	55.0000	1.02	A	A
NZ	1	284.0000	7.0000	1.06		A
OB	1	284.0000	36.8000	1.06	W	A
OC	1	270.0000	16.0000	1.00		A
OD	1	286.4900	6.5800	1.07	A	A
OH	1	278.5000	3.5000	1.04	A	A
OK	1	253.1000	6.8000	0.94	A	A
OT	1	294.0000	10.0000	1.09	A	A
OU	1	315.0000	6.2800	1.17	W	W
OU	2	321.0000	6.8000	1.20	W	W
PR	1	290.2850	1.0296	1.08	W	A
PS	1	248.6100	1.5600	0.93	A	A
RB	1	260.5000	20.8360	0.97		A
RI	1	277.0000	3.2100	1.03	A	A
RM	1	266.0000	7.0000	0.99	A	A

Values for elemental Uranium are reported in micrograms/filter, g or mL pCi/g or mL =Bq x 0.027

Evaluation: A=Acceptable, W=Acceptable with Warning, N=Not Acceptable

If the evaluation system is not appropriate for the types of analyses performed in your lab, apply site specific evaluation.

QAP 57 Results by Nuclide

Matrix: WA Water Bq / L
Radionuclide: CO60

EML Value: 268.6700
EML Error: 9.7100

Labcode	Test Number	Reported Value	Reported Error	Reported EML	QAP 56 Evaluation	Evaluation
RU	1	245.5000	36.8000	0.91	W	A
SA	1	279.0000	20.0000	1.04	A	A
SB	1	300.1000	25.5000	1.12	A	W
SD	1	306.2000	11.7000	1.14	W	W
SE	1	250.0000	4.0000	0.93	A	A
SI	1	284.0000	7.0000	1.06	A	A
SK	1	267.0000	22.0000	0.99	A	A
SK	2	265.0000	22.0000	0.99	A	A
SL	1	490.0000	1.6000	1.82	A	N
SL	2	491.0000	1.6000	1.83	A	N
SN	1	277.0000	28.7000	1.03	A	A
SR	1	277.0000	17.0000	1.03	A	A
SW	1	279.7000	20.9800	1.04		A
SX	1	265.4200	8.8800	0.99	W	A
SY	1	281.0000	10.0000	1.05	A	A
TE	1	258.4000	2.3000	0.96	A	A
TI	1	303.0000	5.1000	1.13	A	W
TM	1	268.0000	17.7000	1.00	A	A
TN	1	261.2000	2.2000	0.97	A	A
TO	1	303.5210	21.9300	1.13	A	W
TP	1	275.5500	3.9900	1.03	A	A
TQ	1	279.5000	4.9000	1.04	A	A
TT	1	287.0000	9.0000	1.07		A
TW	1	262.0000	2.9600	0.98	A	A
TX	1	283.0000	2.0000	1.05	A	A
UC	1	285.0000	28.8000	1.06	A	A
US	1	269.4000	42.7300	1.00	A	A
UY	1	279.0000	20.0000	1.04	A	A
WA	1	279.0000	5.0000	1.04	A	A
WC	1	292.0000	22.7000	1.09	A	A
WE	1	274.2000	9.7360	1.02	A	A
WI	1	280.0000	36.6000	1.04	A	A
WI	2	285.0000	38.5000	1.06	A	A
WI	3	281.0000	36.7000	1.05	A	A
WN	1	270.0000	6.0000	1.00	A	A

Values for elemental Uranium are reported in micrograms/filter, g or mL pCi/g or mL =Bq x 0.027

Evaluation: A=Acceptable, W=Acceptable with Warning, N=Not Acceptable

If the evaluation system is not appropriate for the types of analyses performed in your lab, apply site specific evaluation.

QAP 57 Results by Nuclide

Matrix: WA Water Bq / L
Radionuclide: CO60

EML Value: 268.6700
EML Error: 9.7100

Labcode	Test Number	Reported Value	Reported Error	<u>Reported EML</u>	QAP 56 Evaluation	Evaluation
WN	3	265.0000	6.0000	0.99	A	A
WN	2	267.0000	6.0000	0.99	A	A
WO	1	282.8000	56.3000	1.05	A	A
WO	2	275.4000	43.4000	1.02	A	A
WT	1	304.0000	13.5000	1.13	A	W
WV	1	275.1000	3.4300	1.02	A	A
YA	1	257.2000	1.0000	0.96	A	A
YU	1	263.7000	1.4000	0.98	W	A
ZC	1	293.0200	12.5400	1.09		A

Total Number Reported: 148

Values for elemental Uranium are reported in micrograms/filter, g or mL pCi/g or mL =Bq x 0.027
Evaluation: A=Acceptable, W=Acceptable with Warning, N=Not Acceptable
 If the evaluation system is not appropriate for the types of analyses performed in your lab, apply site specific evaluation.

QAP 57 Results by Nuclide

Matrix: WA Water Bq / L
Radionuclide: CS134

EML Value: 60.2000
EML Error: 1.8600

Labcode	Test Number	Reported Value	Reported Error	Reported EML	QAP 56 Evaluation	Evaluation
AC	1	57.0000	11.8000	0.95	A	A
AF	1	55.0600	2.9600	0.92	W	A
AG	1	57.1000	9.4000	0.95	W	A
AI	1	73.6000	10.1000	1.22	W	W
AM	1	48.2800	0.3600	0.80		W
AN	1	65.7000	1.1000	1.09	N	A
AT	1	57.7210	3.7540	0.96	A	A
AU	1	62.9000	2.7000	1.04	A	A
AV	1	70.0000	2.0000	1.16		W
AW	1	61.5000	4.9200	1.02	A	A
BE	1	55.0000	4.0000	0.91	N	A
BN	1	57.9700	3.3000	0.96	A	A
BP	1	56.0000	2.0000	0.93	A	A
BQ	1	57.0000	4.0000	0.95	N	A
BU	1	59.0000	6.0000	0.98	A	A
BX	1	55.1000	2.6000	0.92	A	A
CA	2	55.9000	6.9000	0.93		A
CA	1	55.1000	7.0000	0.92		A
CB	3	51.5700	1.7400	0.86	W	W
CB	1	55.9400	1.4900	0.93	W	A
CB	2	53.3500	1.3500	0.89	W	W
CC	1	55.0000	6.0000	0.91		A
CD	1	55.0000	2.0000	0.91	A	A
CE	1	69.7000	8.6000	1.16		W
CF	1	67.4000	0.7000	1.12	N	A
CF	2	66.2000	0.7000	1.10	N	A
CF	3	67.7000	0.4000	1.13	N	A
CG	1	58.5000	0.5000	0.97	N	A
CH	1	63.1900	1.2860	1.05	A	A
CM	1	57.3000	0.8000	0.95	W	A
CM	2	57.3000	0.8000	0.95	W	A
CP	1	59.0000	3.1000	0.98	A	A
CR	1	44.9000	0.4000	0.75	W	N
CU	1	58.6000	0.2000	0.97	A	A

Values for elemental Uranium are reported in micrograms/filter, g or mL pCi/g or mL =Bq x 0.027

Evaluation: A=Acceptable, W=Acceptable with Warning, N=Not Acceptable

If the evaluation system is not appropriate for the types of analyses performed in your lab, apply site specific evaluation.

QAP 57 Results by Nuclide

Matrix: WA Water Bq / L
Radionuclide: CS134

EML Value: 60.2000
EML Error: 1.8600

Labcode	Test Number	Reported Value	Reported Error	Reported EML	QAP 56 Evaluation	Evaluation
CW	1	58.5000	1.5000	0.97		A
DH	1	62.7200	4.6600	1.04		A
EC	1	60.8000	1.2000	1.01	A	A
EC	4	59.1000	1.0000	0.98	A	A
EC	3	59.0000	1.0000	0.98	A	A
EC	2	58.1000	1.1000	0.96	A	A
EC	5	60.1000	1.1000	1.00	A	A
EG	1	57.0000	4.0000	0.95	W	A
EP	1	55.9600	2.7900	0.93	A	A
FE	1	58.3400	1.2310	0.97		A
FG	1	54.5000	8.7000	0.90	A	A
FL	1	59.0100	0.3100	0.98	A	A
FM	1	58.5000	0.8000	0.97	A	A
FN	1	60.2000	2.8000	1.00	A	A
GC	2	52.5500	2.5400	0.87		W
GC	3	53.9400	2.4100	0.90		W
GC	1	54.0600	6.9700	0.90		W
GE	1	54.9000	3.9000	0.91	W	A
GT	1	3.1000	0.8000	0.05	W	N
HU	1	55.5000	5.1000	0.92	A	A
IL	1	51.5000	0.7000	0.86	A	W
IN	1	60.5000	2.3100	1.00	A	A
IO	1	58.3300	4.8300	0.97	A	A
IS	1	53.8000	6.9000	0.89	W	W
IT	1	59.6000	5.4600	0.99	N	A
JL	3	58.0000	1.7000	0.96		A
JL	2	56.9000	2.4000	0.94		A
JL	1	54.3000	3.7000	0.90		A
KA	1	61.6300	6.6800	1.02	A	A
KR	1	58.4000	2.3000	0.97		A
KS	1	58.7000	1.8000	0.98	A	A
LA	2	56.8000	6.3000	0.94	A	A
LA	1	55.1000	6.1000	0.92	A	A
LA	3	56.0000	6.3000	0.93	A	A
LB	1	52.5100	6.8100	0.87		W

Values for elemental Uranium are reported in micrograms/filter, g or mL pCi/g or mL =Bq x 0.027

Evaluation: A=Acceptable, W=Acceptable with Warning, N=Not Acceptable

If the evaluation system is not appropriate for the types of analyses performed in your lab, apply site specific evaluation.

QAP 57 Results by Nuclide

Matrix: WA Water Bq / L
Radionuclide: CS134

EML Value: 60.2000
EML Error: 1.8600

Labcode	Test Number	Reported Value	Reported Error	Reported EML	QAP 56 Evaluation	Evaluation
LN	1	65.0000	7.0000	1.08		A
LV	1	59.6000	1.6000	0.99	A	A
LW	1	48.0000	6.0000	0.80		N
ME	2	58.0000	1.0000	0.96	A	A
ME	1	55.0000	1.0000	0.91	A	A
MI	1	65.8850	1.3020	1.09	A	A
MI	2	65.8760	1.3060	1.09	A	A
MS	1	52.8000	5.3000	0.88	A	W
NA	1	57.1000	1.0000	0.95	A	A
NJ	5	58.5000	1.8000	0.97	A	A
NJ	1	60.3000	2.2000	1.00	A	A
NJ	2	59.6000	1.8000	0.99	A	A
NJ	3	57.7000	1.8000	0.96	A	A
NJ	4	58.5000	2.2000	0.97	A	A
NP	1	60.7000	0.9000	1.01	N	A
NQ	1	56.4000	6.4000	0.94	N	A
NR	1	72.5000	14.5000	1.20		W
NZ	1	88.7000	3.1000	1.47	N	N
OC	1	55.4000	3.3000	0.92		A
OD	1	63.4200	2.5500	1.05		A
OH	1	59.2000	1.6000	0.98	W	A
OK	1	52.2000	1.8000	0.87		W
OT	1	62.0000	1.0000	1.03	A	A
OU	2	67.5000	2.6500	1.12		A
OU	1	66.3000	1.6900	1.10		A
PR	1	58.7900	0.9075	0.98	A	A
PS	1	48.8300	0.6700	0.81	A	W
RB	1	50.1300	4.0110	0.83		W
RI	1	60.0000	1.4500	1.00		A
RM	1	60.5000	3.4000	1.00	A	A
RU	1	57.7000	8.6000	0.96	W	A
SA	1	59.0000	4.6000	0.98	W	A
SD	1	65.8000	3.7000	1.09		A
SE	1	63.5000	1.3000	1.05	A	A
SI	1	64.7000	1.3000	1.08	A	A

Values for elemental Uranium are reported in micrograms/filter, g or mL pCi/g or mL =Bq x 0.027

Evaluation: A=Acceptable, W=Acceptable with Warning, N=Not Acceptable

If the evaluation system is not appropriate for the types of analyses performed in your lab, apply site specific evaluation.

QAP 57 Results by Nuclide

Matrix: WA Water Bq / L
Radionuclide: CS134

EML Value: 60.2000
EML Error: 1.8600

Labcode	Test Number	Reported Value	Reported Error	Reported EML	QAP 56 Evaluation	Evaluation
SK	2	59.6000	3.8000	0.99	A	A
SK	1	58.4000	4.8000	0.97	A	A
SN	1	55.6000	6.9000	0.92	A	A
SR	1	55.2000	3.3000	0.92	W	A
SW	1	58.4200	3.5150	0.97		A
SY	1	57.7000	2.4000	0.96	A	A
TE	1	50.8000	3.3000	0.84	A	W
TI	1	59.0000	1.2700	0.98	W	A
TM	1	61.4000	4.2100	1.02	N	A
TN	1	62.4000	2.8200	1.04	A	A
TO	1	64.6300	4.1000	1.07	A	A
TP	1	60.3400	0.8200	1.00		A
TQ	1	61.1000	1.2000	1.01		A
TT	1	57.0000	2.0000	0.95		A
TW	1	55.7000	1.0900	0.93	W	A
TX	1	62.7000	0.6000	1.04	W	A
UC	1	61.6000	6.4100	1.02		A
US	1	50.2200	9.1720	0.83	W	W
UY	1	65.1000	3.5000	1.08	A	A
WA	1	54.4000	3.5000	0.90	A	A
WC	1	61.2000	3.8000	1.02	A	A
WE	1	55.0300	1.6860	0.91	W	A
WI	1	61.1000	8.2600	1.01	A	A
WI	2	61.2000	8.7600	1.02	A	A
WI	3	60.8000	8.2300	1.01	A	A
WN	1	57.0000	1.3000	0.95	W	A
WN	3	55.6000	1.4000	0.92	W	A
WN	2	55.6000	1.4000	0.92	W	A
WO	1	64.5000	11.4000	1.07	A	A
WO	2	64.0000	9.3000	1.06	A	A
WT	1	65.1000	13.5000	1.08		A
WV	1	58.7000	1.4900	0.98	W	A
YA	1	60.7000	0.6000	1.01		A
YU	1	57.5000	2.8000	0.95	A	A
ZC	1	54.1500	2.2100	0.90		A

Values for elemental Uranium are reported in micrograms/filter, g or mL pCi/g or mL =Bq x 0.027

Evaluation: A=Acceptable, W=Acceptable with Warning, N=Not Acceptable

If the evaluation system is not appropriate for the types of analyses performed in your lab, apply site specific evaluation.

QAP 57 Results by Nuclide

Matrix: WA Water Bq / L
Radionuclide: CS134

EML Value: 60.2000
EML Error: 1.8600

Labcode	Test Number	Reported Value	Reported Error	<u>Reported</u> EML	QAP 56 Evaluation	Evaluation
----------------	--------------------	-----------------------	-----------------------	--------------------------------	------------------------------	-------------------

Total Number Reported: 139

Values for elemental Uranium are reported in micrograms/filter, g or mL pCi/g or mL =Bq x 0.027
Evaluation: A=Acceptable, W=Acceptable with Warning, N=Not Acceptable
If the evaluation system is not appropriate for the types of analyses performed in your lab, apply site specific evaluation.

QAP 57 Results by Nuclide

Matrix: WA Water Bq / L
Radionuclide: CS137

EML Value: 81.4300
EML Error: 4.2800

Labcode	Test Number	Reported Value	Reported Error	Reported EML	QAP 56 Evaluation	Evaluation
AC	1	95.3000	2.0000	1.17	W	W
AF	1	81.7700	5.5500	1.00	A	A
AG	1	81.3000	13.3000	1.00	A	A
AI	1	83.8700	11.4000	1.03	A	A
AM	1	85.6000	0.4000	1.05	A	A
AN	1	80.7000	3.4000	0.99	A	A
AT	1	85.4480	8.7340	1.05	A	A
AU	1	89.7000	4.0000	1.10	A	A
AV	1	87.0000	6.0000	1.07		A
AW	1	84.6000	6.7700	1.04	A	A
BA	1	83.7600	13.5600	1.03	A	A
BE	1	96.0000	12.0000	1.18	W	W
BM	1	84.5000	9.7000	1.04	A	A
BN	1	85.9600	8.6100	1.06	A	A
BP	1	85.0000	5.0000	1.04	A	A
BQ	1	76.0000	5.0000	0.93	W	A
BU	1	82.0000	4.0000	1.01	A	A
BX	1	83.2000	3.1000	1.02	A	A
CA	1	86.8000	6.0000	1.07	A	A
CA	2	83.8000	6.1000	1.03	A	A
CB	3	83.9500	4.7100	1.03	A	A
CB	2	78.4300	4.3100	0.96	A	A
CB	1	83.1200	5.3000	1.02	A	A
CC	1	78.0000	8.0000	0.96		A
CD	1	80.0000	3.0000	0.98	A	A
CE	1	81.4000	5.9000	1.00	A	A
CF	3	83.5000	0.6000	1.02	A	A
CF	1	86.7000	1.0000	1.07	A	A
CF	2	83.7000	0.9000	1.03	A	A
CG	1	83.2000	1.0000	1.02	A	A
CH	1	81.1000	1.4050	1.00	A	A
CM	2	84.9000	1.8000	1.04	A	A
CM	1	84.9000	1.8000	1.04	A	A
CP	1	82.5000	3.5000	1.01	W	A

Values for elemental Uranium are reported in micrograms/filter, g or mL pCi/g or mL =Bq x 0.027

Evaluation: A=Acceptable, W=Acceptable with Warning, N=Not Acceptable

If the evaluation system is not appropriate for the types of analyses performed in your lab, apply site specific evaluation.

QAP 57 Results by Nuclide

Matrix: WA Water Bq / L
Radionuclide: CS137

EML Value: 81.4300
EML Error: 4.2800

Labcode	Test Number	Reported Value	Reported Error	Reported EML	QAP 56 Evaluation	Evaluation
CR	1	78.0000	1.0000	0.96	A	A
CS	1	92.6100	7.0200	1.14	A	W
CU	1	87.2000	0.3000	1.07	A	A
CW	1	81.9000	2.7000	1.01	A	A
DH	1	90.1200	6.1400	1.11		A
EC	3	81.0000	1.5000	1.00	A	A
EC	1	82.7000	2.4000	1.02	A	A
EC	4	82.2000	1.6000	1.01	A	A
EC	5	82.3000	2.1000	1.01	A	A
EC	2	81.2000	2.0000	1.00	A	A
EG	1	77.0000	6.0000	0.95	A	A
EP	1	82.7000	4.2700	1.02	A	A
FE	1	83.3700	3.2230	1.02	A	A
FG	1	81.2000	11.8000	1.00	A	A
FL	1	86.0500	0.5000	1.06	A	A
FM	1	87.0000	2.0000	1.07	A	A
FN	1	81.2000	7.3000	1.00	A	A
GA	1	86.1000	4.7000	1.06		A
GC	2	78.9400	4.1000	0.97	A	A
GC	3	81.2900	3.7600	1.00	A	A
GC	1	81.4600	10.3600	1.00	A	A
GE	1	83.4000	5.5900	1.02	A	A
GT	1	76.0000	12.0000	0.93	A	A
HU	1	80.6000	6.5000	0.99	A	A
IL	1	83.2000	1.8000	1.02	A	A
IN	1	84.6000	2.9900	1.04	A	A
IO	1	85.5200	9.2600	1.05	A	A
IS	1	80.5000	10.4000	0.99	A	A
IT	1	80.8000	6.4000	0.99	A	A
JL	3	80.7000	3.3000	0.99		A
JL	2	85.5000	4.4000	1.05		A
JL	1	81.5000	6.0000	1.00		A
KA	1	82.6300	9.2100	1.01	A	A
KR	1	83.4000	3.5000	1.02		A
KS	1	77.6000	1.4000	0.95	A	A

Values for elemental Uranium are reported in micrograms/filter, g or mL pCi/g or mL =Bq x 0.027

Evaluation: A=Acceptable, W=Acceptable with Warning, N=Not Acceptable

If the evaluation system is not appropriate for the types of analyses performed in your lab, apply site specific evaluation.

QAP 57 Results by Nuclide

Matrix: WA Water Bq / L
Radionuclide: CS137

EML Value: 81.4300
EML Error: 4.2800

Labcode	Test Number	Reported Value	Reported Error	Reported EML	QAP 56 Evaluation	Evaluation
LA	2	77.6000	8.6000	0.95	W	A
LA	1	76.4000	8.5000	0.94	W	A
LA	3	75.5000	8.4000	0.93	W	A
LB	1	86.0600	5.4100	1.06		A
LL	1	80.3000	10.9000	0.99	A	A
LM	1	86.2000	0.5100	1.06	A	A
LN	1	92.0000	8.0000	1.13	A	W
LV	1	84.7000	3.1000	1.04	W	A
LW	1	81.0000	10.2000	1.00	W	A
ME	1	87.0000	2.0000	1.07	A	A
ME	2	88.0000	2.0000	1.08	A	A
MI	2	90.5850	3.8520	1.11	A	A
MI	1	89.9990	3.8280	1.11	A	A
MS	1	81.7000	8.2000	1.00	A	A
NA	1	84.7000	1.4000	1.04	A	A
NJ	5	81.8000	4.1000	1.00	A	A
NJ	3	81.8000	3.7000	1.00	A	A
NJ	2	82.1000	4.1000	1.01	A	A
NJ	1	82.5000	4.8000	1.01	A	A
NJ	4	82.1000	4.4000	1.01	A	A
NM	1	71.3000	3.5000	0.88	W	W
NP	1	77.7000	1.0000	0.95	A	A
NQ	1	84.4000	9.6000	1.04	A	A
NR	1	85.5000	17.1000	1.05	A	A
NZ	1	89.9000	4.1000	1.10	W	A
OB	1	83.9000	15.9000	1.03	W	A
OC	1	82.5000	5.0000	1.01		A
OD	1	90.9600	4.3500	1.12	A	A
OH	1	86.0000	2.0000	1.06	A	A
OK	1	76.2000	2.5000	0.94	A	A
OT	1	90.0000	2.0000	1.11	A	A
OU	2	98.7000	4.3100	1.21	W	W
OU	1	92.5000	3.5400	1.14	W	W
PR	1	87.9350	0.9075	1.08	A	A
PS	1	76.9500	0.8900	0.94	A	A

Values for elemental Uranium are reported in micrograms/filter, g or mL pCi/g or mL =Bq x 0.027

Evaluation: A=Acceptable, W=Acceptable with Warning, N=Not Acceptable

If the evaluation system is not appropriate for the types of analyses performed in your lab, apply site specific evaluation.

QAP 57 Results by Nuclide

Matrix: WA Water Bq / L
Radionuclide: CS137

EML Value: 81.4300
EML Error: 4.2800

Labcode	Test Number	Reported Value	Reported Error	Reported EML	QAP 56 Evaluation	Evaluation
RB	1	82.5800	6.6070	1.01		A
RI	1	87.4000	2.9500	1.07	A	A
RM	1	84.0000	3.3000	1.03	A	A
RU	1	91.3000	13.7000	1.12	A	W
SA	1	84.0000	6.0000	1.03	A	A
SB	1	92.0000	10.4000	1.13	A	W
SD	1	93.8000	4.9000	1.15	W	W
SE	1	84.6000	1.8000	1.04	A	A
SI	1	85.6000	1.8000	1.05	A	A
SK	1	86.5000	7.2000	1.06	A	A
SK	2	83.4000	8.5000	1.02	A	A
SL	2	75.0000	3.0000	0.92	A	A
SL	1	77.0000	2.9000	0.95	A	A
SN	1	77.7000	8.6700	0.95	A	A
SR	1	84.7000	8.6000	1.04	A	A
SW	1	86.7300	9.4350	1.07		A
SX	1	82.1400	4.5100	1.01	A	A
SY	1	88.9000	3.6000	1.09	A	A
TE	1	80.1000	0.3000	0.98	A	A
TI	1	85.8000	2.5300	1.05	A	A
TM	1	89.0000	7.7400	1.09	A	A
TN	1	80.3600	1.1700	0.99	A	A
TO	1	92.8000	10.9270	1.14	W	W
TP	1	87.5000	0.6300	1.08	A	A
TQ	1	89.9000	1.8000	1.10	A	A
TT	1	88.0000	6.0000	1.08		A
TW	1	80.4000	1.6800	0.99	A	A
TX	1	85.8000	1.3000	1.05	A	A
UC	1	87.3000	9.5800	1.07	A	A
US	1	87.4600	12.0000	1.07	A	A
UY	1	86.4000	9.0000	1.06	A	A
WA	1	85.9000	5.8000	1.05	A	A
WC	1	90.5000	12.4000	1.11	A	A
WE	1	85.6300	4.5770	1.05	A	A
WI	1	85.0000	11.5000	1.04	A	A

Values for elemental Uranium are reported in micrograms/filter, g or mL pCi/g or mL =Bq x 0.027

Evaluation: A=Acceptable, W=Acceptable with Warning, N=Not Acceptable

If the evaluation system is not appropriate for the types of analyses performed in your lab, apply site specific evaluation.

QAP 57 Results by Nuclide

Matrix: WA Water Bq / L
Radionuclide: CS137

EML Value: 81.4300
EML Error: 4.2800

Labcode	Test Number	Reported Value	Reported Error	Reported EML	QAP 56 Evaluation	Evaluation
WI	3	84.0000	11.3000	1.03	A	A
WI	2	82.8000	11.8000	1.02	A	A
WN	2	82.2000	3.3000	1.01	A	A
WN	1	82.2000	3.2000	1.01	A	A
WN	3	82.6000	3.3000	1.01	A	A
WO	2	89.0000	11.8000	1.09	A	A
WO	1	82.9000	13.5000	1.02	A	A
WT	1	89.0000	5.4400	1.09	A	A
WV	1	81.5000	1.7600	1.00	A	A
YA	1	79.7000	0.7000	0.98	A	A
YU	1	81.6500	0.3500	1.00	W	A
ZC	1	86.4900	5.9900	1.06		A

Total Number Reported: 151

Values for elemental Uranium are reported in micrograms/filter, g or mL pCi/g or mL =Bq x 0.027
Evaluation: A=Acceptable, W=Acceptable with Warning, N=Not Acceptable
 If the evaluation system is not appropriate for the types of analyses performed in your lab, apply site specific evaluation.

QAP 57 Results by Nuclide

Matrix: WA Water Bq / L
Radionuclide: Gross Alpha

EML Value: 210.0000
EML Error: 21.0000

Labcode	Test Number	Reported Value	Reported Error	Reported EML	QAP 56 Evaluation	Evaluation
AC	1	199.0000	20.0000	0.95	A	A
AG	1	321.0000	46.0000	1.53	A	N
AI	1	210.0000	29.0000	1.00	A	A
AM	1	570.3900	11.3000	2.72	A	N
AP	1	310.0000	0.0300	1.48	N	N
AT	1	209.6250	12.9630	1.00	A	A
AU	1	207.0000	68.0000	0.99	A	A
AV	1	224.0000	70.0000	1.07		A
BE	1	257.0000	28.0000	1.22	A	W
BN	1	44.7500	3.7600	0.21	W	N
BP	1	189.0000	14.0000	0.90	A	A
BQ	1	328.0000	45.0000	1.56	A	N
BU	1	183.0000	15.0000	0.87	A	A
BX	1	226.0000	19.0000	1.08	W	A
CA	2	215.0000	22.0000	1.02		A
CA	1	215.0000	22.0000	1.02		A
CC	1	123.0000	12.0000	0.59		W
CE	1	196.0000	18.2000	0.93	A	A
CH	1	329.3000	51.9400	1.57	A	N
CM	1	214.2000	9.7000	1.02	N	A
CM	2	201.1000	9.6000	0.96	N	A
CP	1	223.0000	12.0000	1.06	A	A
CW	1	235.0000	10.0000	1.12	A	A
CZ	1	5.0700	8.8600	0.02	W	N
DH	1	107.4000	15.7000	0.51		N
EG	1	221.0000	28.0000	1.05	A	A
FG	1	257.5000	20.0000	1.23	A	W
FL	1	221.1600	9.7300	1.05	N	A
FN	1	211.0000	6.0000	1.00	A	A
FU	1	227.9000	15.2800	1.09		A
GA	1	237.3000		1.13		A
GE	1	272.5000	12.0800	1.30	W	N
GS	3	268.2000	28.9000	1.28	N	W
GS	1	255.0000	28.2000	1.21	N	W

Values for elemental Uranium are reported in micrograms/filter, g or mL pCi/g or mL =Bq x 0.027

Evaluation: A=Acceptable, W=Acceptable with Warning, N=Not Acceptable

If the evaluation system is not appropriate for the types of analyses performed in your lab, apply site specific evaluation.

QAP 57 Results by Nuclide

Matrix: WA Water Bq / L
Radionuclide: Gross Alpha

EML Value: 210.0000
EML Error: 21.0000

Labcode	Test Number	Reported Value	Reported Error	Reported EML	QAP 56 Evaluation	Evaluation
GS	2	260.7000	28.5000	1.24	N	W
GT	1	215.0000	50.0000	1.02	A	A
HC	1	240.0000	17.0000	1.14	A	W
IL	1	181.2000	7.6000	0.86	A	A
IO	1	230.0000	49.0000	1.10	W	A
IS	1	216.0000	27.0000	1.03	A	A
IT	1	9.5900	1.6300	0.05	A	N
KA	1	207.9300	51.7300	0.99	A	A
KS	1	171.7000	15.2000	0.82	A	A
LI	1	228.7000	29.1000	1.09	A	A
LM	1	602.2300	14.5500	2.87	A	N
LV	1	224.0000	11.0000	1.07	A	A
LW	1	210.0000	20.0000	1.00	A	A
MH	1	262.2900	4.4600	1.25		W
MI	2	283.8000	20.6000	1.35	W	N
MI	1	305.3000	63.2000	1.45	W	N
NF	1	318.0000	14.5900	1.51		N
NJ	1	242.0000	13.0000	1.15	A	W
NJ	2	242.0000	13.0000	1.15	A	W
NJ	3	236.0000	13.0000	1.12	A	A
NL	1	221.0000	45.0000	1.05	A	A
NQ	1	209.4000	16.0000	1.00	N	A
OB	1	249.0000	28.2000	1.19	A	W
OC	1	275.0000	28.0000	1.31		N
OH	1	289.0000	32.0000	1.38	A	N
OT	1	222.0000	28.0000	1.06	N	A
OU	1	247.0000	25.6000	1.18	A	W
PC	1	209.0000	27.0000	1.00	W	A
PS	1	199.3200	7.5100	0.95	A	A
RG	1	242.3130	27.9360	1.15	A	W
RI	1	209.0000	15.1000	1.00	N	A
RU	1	127.8000	19.2000	0.61		W
SA	1	236.0000	24.0000	1.12	A	A
SB	1	174.2700	14.8000	0.83	A	A
SD	1	235.0000	33.0000	1.12	A	A

Values for elemental Uranium are reported in micrograms/filter, g or mL pCi/g or mL =Bq x 0.027
Evaluation: A=Acceptable, W=Acceptable with Warning, N=Not Acceptable
 If the evaluation system is not appropriate for the types of analyses performed in your lab, apply site specific evaluation.

QAP 57 Results by Nuclide

Matrix: WA Water Bq / L
Radionuclide: Gross Alpha

EML Value: 210.0000
EML Error: 21.0000

Labcode	Test Number	Reported Value	Reported Error	Reported EML	QAP 56 Evaluation	Evaluation
SN	1	230.0000	12.4000	1.10	N	A
SR	1	235.0000	62.0000	1.12	A	A
SW	1	156.7000	90.8300	0.75		W
TE	1	204.9000	3.2000	0.98	W	A
TM	1	248.0000	22.6000	1.18	W	W
TN	1	130.8900	23.2600	0.62	A	W
TO	1	214.3200	26.1600	1.02	A	A
TP	1	215.0000	8.0000	1.02		A
TQ	1	226.0000	30.0000	1.08	A	A
TW	1	212.3700	17.9200	1.01	A	A
TX	1	215.0000	13.0000	1.02	A	A
UC	1	232.8200	23.1900	1.11	A	A
UY	1	214.0000	20.0000	1.02	A	A
WA	1	228.0000	33.0000	1.09		A
WC	1	273.0000	31.0000	1.30	W	N
WE	1	212.0000	82.0000	1.01	W	A
WO	2	242.4000	10.2000	1.15	A	W
WO	1	251.4000	10.4000	1.20	A	W
WT	1	208.0000	13.4000	0.99	A	A
WV	1	222.0000	25.0000	1.06	W	A
YA	1	156.7000	2.0000	0.75	W	W
YU	1	214.0000	38.0000	1.02	A	A

Total Number Reported: 91

Values for elemental Uranium are reported in micrograms/filter, g or mL pCi/g or mL =Bq x 0.027
Evaluation: A=Acceptable, W=Acceptable with Warning, N=Not Acceptable
 If the evaluation system is not appropriate for the types of analyses performed in your lab, apply site specific evaluation.

QAP 57 Results by Nuclide

Matrix: WA Water Bq / L
Radionuclide: Gross Beta

EML Value: 900.0000
EML Error: 90.0000

Labcode	Test Number	Reported Value	Reported Error	<u>Reported EML</u>	QAP 56 Evaluation	Evaluation
AC	1	848.0000	44.0000	0.94	A	A
AG	1	820.0000	113.0000	0.91	A	A
AI	1	850.0000	42.0000	0.94	A	A
AM	1	1005.3900	12.5100	1.12	A	A
AP	1	1350.0000	0.0500	1.50	W	N
AT	1	841.2500	46.2880	0.94	A	A
AU	1	827.0000	264.0000	0.92	A	A
AV	1	897.0000	146.0000	1.00		A
BE	1	740.0000	37.0000	0.82	A	A
BN	1	708.5800	45.4900	0.79	A	W
BP	1	793.0000	34.0000	0.88	A	A
BQ	1	751.0000	80.0000	0.83	W	A
BX	1	826.0000	31.0000	0.92	A	A
CA	1	1070.0000	110.0000	1.19	W	A
CA	2	1150.0000	120.0000	1.28	W	A
CC	1	836.0000	84.0000	0.93		A
CD	1	900.0000	90.0000	1.00	A	A
CE	1	841.0000	48.3000	0.93	A	A
CG	1	911.0000	164.0000	1.01	W	A
CH	1	864.3000	44.4900	0.96	A	A
CM	1	830.6000	14.0000	0.92	A	A
CM	2	832.9000	14.4000	0.93	A	A
CP	1	842.0000	30.0000	0.94	A	A
CW	1	851.0000	15.0000	0.95	A	A
CZ	1	785.0000	28.1000	0.87	A	A
DH	1	792.3000	27.1000	0.88		A
EG	1	909.0000	91.0000	1.01	A	A
FG	1	1188.0000	95.0000	1.32	A	W
FL	1	744.6300	10.9400	0.83	A	A
FN	1	975.0000	12.0000	1.08	A	A
FU	1	685.0700	24.6700	0.76		W
GA	1	756.9000		0.84		A
GE	1	924.5000	17.8600	1.03	A	A
GS	3	956.6000	39.8000	1.06	A	A

Values for elemental Uranium are reported in micrograms/filter, g or mL pCi/g or mL =Bq x 0.027

Evaluation: A=Acceptable, W=Acceptable with Warning, N=Not Acceptable

If the evaluation system is not appropriate for the types of analyses performed in your lab, apply site specific evaluation.

QAP 57 Results by Nuclide

Matrix: WA Water Bq / L
Radionuclide: Gross Beta

EML Value: 900.0000
EML Error: 90.0000

Labcode	Test Number	Reported Value	Reported Error	Reported EML	QAP 56 Evaluation	Evaluation
GS	1	887.1000	38.5000	0.99	A	A
GS	2	921.6000	39.1000	1.02	A	A
GT	1	800.0000	100.0000	0.89	A	A
HC	1	908.0000	33.0000	1.01	A	A
HU	1	790.0000	60.0000	0.88	A	A
IL	1	944.0000	16.9000	1.05	A	A
IO	1	824.0000	64.0000	0.92	A	A
IS	1	855.0000	89.0000	0.95	A	A
IT	1	219.3000	17.4000	0.24	A	N
KA	1	778.0700	91.8600	0.87	A	A
KS	1	820.0000	18.3000	0.91	A	A
LI	1	888.3000	44.5000	0.99	A	A
LM	1	988.4400	12.6200	1.10	W	A
LN	1	113.0000	5.0000	0.13		N
LV	1	749.0000	23.0000	0.83	A	A
LW	1	880.0000	34.0000	0.98	A	A
MH	1	861.3600	5.3200	0.96		A
MI	1	1107.5000	85.8000	1.23	A	A
MI	2	1026.3000	58.9000	1.14	A	A
NF	1	564.9400	26.6780	0.63		W
NJ	1	906.0000	15.0000	1.01	A	A
NJ	3	906.0000	15.0000	1.01	A	A
NJ	2	936.0000	15.0000	1.04	A	A
NL	1	921.0000	184.0000	1.02	A	A
NP	1	797.0000	11.3200	0.89	A	A
NQ	1	853.8000	57.0000	0.95	A	A
OB	1	778.0000	79.4000	0.86	A	A
OC	1	812.0000	81.0000	0.90		A
OH	1	989.0000	41.0000	1.10	A	A
OT	1	869.0000	48.0000	0.97	N	A
OU	1	935.0000	46.8000	1.04	A	A
PC	1	808.0000	38.0000	0.90	A	A
PS	1	821.0500	11.4100	0.91	A	A
RG	1	1050.3240	43.4920	1.17	A	A
RI	1	817.0000	25.3000	0.91	A	A

Values for elemental Uranium are reported in micrograms/filter, g or mL pCi/g or mL =Bq x 0.027

Evaluation: A=Acceptable, W=Acceptable with Warning, N=Not Acceptable

If the evaluation system is not appropriate for the types of analyses performed in your lab, apply site specific evaluation.

QAP 57 Results by Nuclide

Matrix: WA Water Bq / L
Radionuclide: Gross Beta

EML Value: 900.0000
EML Error: 90.0000

Labcode	Test Number	Reported Value	Reported Error	Reported EML	QAP 56 Evaluation	Evaluation
RU	1	982.1000	147.3000	1.09		A
SA	1	879.0000	70.0000	0.98	A	A
SB	1	774.4100	22.4600	0.86	A	A
SD	1	962.0000	54.0000	1.07	A	A
SN	1	817.0000	18.0000	0.91	N	A
SR	1	821.0000	85.0000	0.91	W	A
SW	1	527.5000	178.3000	0.59		N
TE	1	852.0000	26.5000	0.95	A	A
TI	1	817.0000	66.1000	0.91	A	A
TM	1	819.0000	62.9000	0.91	A	A
TN	1	737.0500	38.0400	0.82	A	A
TO	1	675.0500	39.1100	0.75	A	W
TP	1	821.0000	23.0000	0.91		A
TQ	1	849.0000	19.0000	0.94	A	A
TW	1	817.7900	40.8600	0.91	A	A
TX	1	821.0000	27.0000	0.91	A	A
UC	1	807.4500	42.8200	0.90	A	A
UY	1	745.0000	30.0000	0.83	A	A
WA	1	992.0000	49.0000	1.10		A
WC	1	792.0000	81.0000	0.88	A	A
WE	1	1084.0000	307.0000	1.20	A	A
WO	2	852.6000	13.1000	0.95	A	A
WO	1	854.8000	13.1000	0.95	A	A
WT	1	932.0000	29.3000	1.04	A	A
WV	1	920.0000	36.8000	1.02	A	A
YA	1	808.7000	3.8000	0.90	A	A
YU	1	931.0000	89.0000	1.03	A	A

Total Number Reported: 96

Values for elemental Uranium are reported in micrograms/filter, g or mL pCi/g or mL =Bq x 0.027
Evaluation: A=Acceptable, W=Acceptable with Warning, N=Not Acceptable
 If the evaluation system is not appropriate for the types of analyses performed in your lab, apply site specific evaluation.

QAP 57 Results by Nuclide

Matrix: WA Water Bq / L
Radionuclide: H3

EML Value: 227.3000
EML Error: 5.6152

Labcode	Test Number	Reported Value	Reported Error	Reported EML	QAP 56 Evaluation	Evaluation
AF	1	292.6700	39.5900	1.29	A	A
AG	1	247.0000	40.0000	1.09	A	A
AI	1	280.0000	5.0000	1.23	N	A
AM	1	233.8900	7.4300	1.03	W	A
AN	1	240.0000	5.0000	1.06	A	A
AT	1	220.8130	6.7050	0.97	A	A
AU	1	255.0000	23.0000	1.12	A	A
BE	1	249.0000	9.0000	1.10	A	A
BN	1	250.6600	31.5800	1.10	A	A
BP	1	240.0000	13.0000	1.06	A	A
BQ	1	165.0000	44.0000	0.73	A	N
BU	1	250.1500	5.2500	1.10	A	A
BX	1	276.0000	21.0000	1.21	A	A
CA	1	208.0000	21.0000	0.92	A	A
CA	2	203.0000	20.0000	0.89	A	W
CA	3	215.0000	22.0000	0.95	A	A
CB	2	247.6000	13.7000	1.09	A	A
CB	1	237.1000	12.9000	1.04	A	A
CC	1	609.0000	61.0000	2.68		N
CD	1	220.0000	16.0000	0.97	A	A
CE	1	231.0000	9.7000	1.02	A	A
CG	1	300.0000	38.0000	1.32	N	A
CH	1	238.7700	11.6900	1.05	A	A
CM	2	197.1000	2.9000	0.87	A	W
CM	1	197.9000	2.9000	0.87	A	W
CR	1	604.0000	55.0000	2.66	W	N
CU	1	225.0000	5.0000	0.99	A	A
DH	1	272.2000	18.8000	1.20		A
EP	1	276.2000	7.8400	1.22	A	A
FG	1	256.6000	10.0000	1.13	A	A
FL	1	255.0800	4.7600	1.12	A	A
FN	1	219.0000	4.0000	0.96	A	A
GC	1	224.6000		0.99	A	A
GE	1	228.4000	16.0500	1.00	W	A

Values for elemental Uranium are reported in micrograms/filter, g or mL pCi/g or mL =Bq x 0.027

Evaluation: A=Acceptable, W=Acceptable with Warning, N=Not Acceptable

If the evaluation system is not appropriate for the types of analyses performed in your lab, apply site specific evaluation.

QAP 57 Results by Nuclide

Matrix: WA Water Bq / L
Radionuclide: H3

EML Value: 227.3000
EML Error: 5.6152

Labcode	Test Number	Reported Value	Reported Error	Reported EML	QAP 56 Evaluation	Evaluation
GT	1	230.0000	30.0000	1.01	A	A
HC	1	243.0000	11.0000	1.07	A	A
HU	1	218.5000	6.5000	0.96		A
IO	1	256.0000	18.0000	1.13	A	A
IS	1	222.0000	25.0000	0.98	A	A
IT	1	212.3000	3.8500	0.93	A	A
KA	1	242.9700	18.8800	1.07	A	A
KS	1	264.5000	10.2000	1.16	A	A
LA	2	232.3600	32.1900	1.02	W	A
LA	3	356.6900	32.1900	1.57	W	W
LA	1	235.6900	32.1900	1.04	W	A
LI	1	236.4000	22.2000	1.04	A	A
LL	1	247.0000	24.0000	1.09	N	A
LM	1	247.8900	10.1200	1.09	A	A
LW	1	250.0000	25.0000	1.10	A	A
ME	2	311.0000	7.0000	1.37	W	W
ME	1	308.0000	7.0000	1.36	W	W
MH	1	247.4500	5.3500	1.09		A
MI	1	238.8800	8.2700	1.05	N	A
MI	2	235.9000	7.7200	1.04	N	A
ML	1	222.4600	6.9800	0.98	A	A
NA	1	252.7000	2.4000	1.11	A	A
NJ	2	156.0000	10.0000	0.69	A	N
NJ	1	151.0000	10.0000	0.66	A	N
NJ	3	154.0000	10.0000	0.68	A	N
NP	1	243.0000	6.0000	1.07	A	A
OC	1	227.0000	23.0000	1.00		A
OD	1	230.6700	85.5000	1.01	A	A
OT	1	233.0000	14.0000	1.02	A	A
PR	1	225.1100	2.5500	0.99	A	A
PS	1	240.7100	9.1800	1.06		A
RI	1	164.0000	6.8700	0.72	N	N
SA	2	238.0000	18.0000	1.05	A	A
SA	1	235.0000	13.0000	1.03	A	A
SB	1	242.9800	10.1400	1.07	A	A

Values for elemental Uranium are reported in micrograms/filter, g or mL pCi/g or mL =Bq x 0.027
Evaluation: A=Acceptable, W=Acceptable with Warning, N=Not Acceptable
 If the evaluation system is not appropriate for the types of analyses performed in your lab, apply site specific evaluation.

QAP 57 Results by Nuclide

Matrix: WA Water Bq / L
Radionuclide: H3

EML Value: 227.3000
EML Error: 5.6152

Labcode	Test Number	Reported Value	Reported Error	Reported EML	QAP 56 Evaluation	Evaluation
SD	1	210.0130	11.4390	0.92	W	A
SI	1	234.0000	10.0000	1.03	A	A
SL	2	15195.0000	12.0000	66.85	N	N
SL	1	15205.0000	12.0000	66.89	N	N
SN	1	253.0000	13.4000	1.11	A	A
SR	1	223.0000	16.0000	0.98	A	A
ST	1	223.4000	8.5000	0.98	A	A
SX	1	251.7400	12.3500	1.11	A	A
SY	1	337.0900	3.3400	1.48	W	W
TE	1	271.9000	20.9000	1.20	W	A
TI	1	353.0000	22.6000	1.55	A	W
TM	1	324.0000	38.3000	1.42	A	W
TN	1	243.5000	24.0000	1.07	A	A
TO	1	285.0000	15.9250	1.25	A	A
TP	1	247.6000	7.9000	1.09		A
TQ	1	218.8000	0.7000	0.96	A	A
TT	1	227.0000	11.0000	1.00		A
TW	1	246.1000	1.5700	1.08		A
TX	1	261.0000	18.0000	1.15	A	A
UY	1	224.0000	26.0000	0.99	A	A
WA	1	260.0000	6.0000	1.14	A	A
WC	1	225.0000	46.1000	0.99	A	A
WO	2	235.8000	9.4000	1.04	A	A
WO	1	233.1000	9.3000	1.03	A	A
WV	1	235.5000	8.9100	1.04	A	A
YA	1	252.1000	4.2000	1.11	A	A
ZC	1	224.5500	18.4200	0.99		A

Total Number Reported: 96

Values for elemental Uranium are reported in micrograms/filter, g or mL pCi/g or mL =Bq x 0.027
Evaluation: A=Acceptable, W=Acceptable with Warning, N=Not Acceptable
 If the evaluation system is not appropriate for the types of analyses performed in your lab, apply site specific evaluation.

QAP 57 Results by Nuclide

Matrix: WA Water Bq / L
Radionuclide: PU238

EML Value: 4.3307
EML Error: 0.1171

Labcode	Test Number	Reported Value	Reported Error	Reported EML	QAP 56 Evaluation	Evaluation
AF	1	3.7600	0.4400	0.87		W
AG	1	4.1200	0.5300	0.95	A	A
AI	1	3.5200	0.3200	0.81	N	W
AM	1	4.0800	0.1570	0.94	W	A
AN	1	4.0000	0.2000	0.92	A	A
AT	1	4.0690	0.4950	0.94	A	A
AU	1	4.7300	0.4400	1.09	A	A
BE	1	4.1800	0.2800	0.96	A	A
BM	1	4.2100	0.6400	0.97	A	A
BP	1	4.1100	0.0900	0.95	A	A
BU	1	4.3000	0.2000	0.99	A	A
BX	1	3.8400	0.3200	0.89	A	W
CH	1	4.2410	0.2939	0.98	A	A
CR	1	3.8800	0.0600	0.90	A	W
EG	1	3.7100	0.1700	0.86	A	W
EP	1	3.9800	0.2960	0.92		A
GA	1	4.3800	0.7074	1.01		A
GE	1	3.7600	0.3750	0.87	A	W
GT	1	4.1000	0.4000	0.95	A	A
IN	1	3.9150	0.6260	0.90	A	A
IS	1	3.7300	0.2700	0.86	A	W
IT	1	4.0000	0.3000	0.92	A	A
LA	3	4.1640	0.6276	0.96	A	A
LA	2	3.8290	0.5728	0.88	A	W
LA	1	4.0440	0.6063	0.93	A	A
LL	1	4.2800	0.3560	0.99		A
LW	1	4.1800	0.8180	0.96		A
ML	1	3.9300	0.5300	0.91	A	A
NA	1	4.0800	0.0900	0.94	A	A
NF	1	4.1370	0.1110	0.95		A
NM	1	3.5700	0.0600	0.82	W	W
NQ	1	4.0200	0.2500	0.93	A	A
OB	1	3.7400	1.1200	0.86	N	W
OD	1	4.3600	0.4500	1.01	W	A

Values for elemental Uranium are reported in micrograms/filter, g or mL pCi/g or mL =Bq x 0.027

Evaluation: A=Acceptable, W=Acceptable with Warning, N=Not Acceptable

If the evaluation system is not appropriate for the types of analyses performed in your lab, apply site specific evaluation.

QAP 57 Results by Nuclide

Matrix: WA Water Bq / L
Radionuclide: PU238

EML Value: 4.3307
EML Error: 0.1171

Labcode	Test Number	Reported Value	Reported Error	Reported EML	QAP 56 Evaluation	Evaluation
OK	1	4.1000	0.1500	0.95	A	A
OT	1	3.5000	0.1000	0.81	W	W
PS	1	3.7400	0.4000	0.86	A	W
RI	1	3.3800	0.2400	0.78	N	W
SD	1	3.9460	0.4390	0.91	A	A
SE	1	4.1000	0.1100	0.95	A	A
SE	2	4.0500	0.0800	0.94	A	A
SK	1	4.1000	0.3900	0.95	A	A
SN	1	3.9100	0.4930	0.90	A	A
SR	1	4.0400	0.5900	0.93	A	A
TE	1	4.4000	0.2000	1.02	A	A
TM	1	3.7600	0.3000	0.87	A	W
TN	1	4.0410	0.1280	0.93	A	A
TO	1	3.9730	0.6110	0.92	A	A
TX	1	4.1200	0.0800	0.95	W	A
UC	1	4.0900	0.7790	0.94	A	A
UY	1	3.9400	0.3800	0.91	A	A
WA	1	4.4800	0.3600	1.03	W	A
WC	1	4.2400	0.8100	0.98	A	A
WE	1	3.5400	0.6130	0.82	W	W
WI	1	4.2900	0.6180	0.99	W	A
WI	2	4.0600	0.5810	0.94	W	A
WI	3	3.6100	0.5090	0.83	W	W
YA	1	3.9810	0.0200	0.92	N	A

Total Number Reported: 58

Values for elemental Uranium are reported in micrograms/filter, g or mL pCi/g or mL =Bq x 0.027
Evaluation: A=Acceptable, W=Acceptable with Warning, N=Not Acceptable
 If the evaluation system is not appropriate for the types of analyses performed in your lab, apply site specific evaluation.

QAP 57 Results by Nuclide

Matrix: WA Water Bq / L
Radionuclide: PU239

EML Value: 2.0703
EML Error: 0.0738

Labcode	Test Number	Reported Value	Reported Error	Reported EML	QAP 56 Evaluation	Evaluation
AF	1	2.0600	0.2500	1.00		A
AG	1	2.0800	0.2800	1.00	A	A
AI	1	1.8300	0.1900	0.88	N	W
AM	1	2.0570	0.1100	0.99	W	A
AN	1	2.1000	0.1000	1.01	A	A
AT	1	2.0260	0.2510	0.98	A	A
AU	1	2.3100	0.2500	1.12	A	W
BE	1	2.1000	0.1400	1.01	A	A
BM	1	2.1500	0.3300	1.04	A	A
BP	1	2.1000	0.0500	1.01	A	A
BU	1	2.1000	0.1000	1.01	A	A
BX	1	1.9600	0.1700	0.95	A	A
CH	1	2.1640	0.1605	1.04	A	A
CR	1	1.9400	0.0400	0.94	A	A
EG	1	1.8400	0.0800	0.89	A	W
EP	1	2.0300	0.1550	0.98		A
GA	1	2.2080	0.3650	1.07		A
GE	1	2.0240	0.2070	0.98	A	A
GT	1	2.0000	0.2000	0.97	A	A
IN	1	2.0000	0.3430	0.97	A	A
IS	1	1.9100	0.1500	0.92	A	A
IT	1	2.0600	0.1600	1.00	A	A
KA	1	2.1000	0.0600	1.01	A	A
LA	2	1.9600	0.2941	0.95	A	A
LA	1	2.0600	0.3100	1.00	A	A
LA	3	2.0800	0.3149	1.00	A	A
LL	1	2.1900	0.2160	1.06	A	A
LW	1	2.1300	0.4630	1.03	A	A
ML	1	1.9600	0.2700	0.95	A	A
NA	1	2.0810	0.0500	1.00	A	A
NF	1	2.1540	0.0750	1.04		A
NM	1	1.8000	0.0600	0.87	W	W
NQ	1	2.0400	0.1300	0.99	A	A
OB	1	1.9200	0.5860	0.93	N	A

Values for elemental Uranium are reported in micrograms/filter, g or mL pCi/g or mL =Bq x 0.027

Evaluation: A=Acceptable, W=Acceptable with Warning, N=Not Acceptable

If the evaluation system is not appropriate for the types of analyses performed in your lab, apply site specific evaluation.

QAP 57 Results by Nuclide

Matrix: WA Water Bq / L
Radionuclide: PU239

EML Value: 2.0703
EML Error: 0.0738

Labcode	Test Number	Reported Value	Reported Error	Reported EML	QAP 56 Evaluation	Evaluation
OD	1	2.1900	0.2300	1.06	A	A
OK	1	1.9500	0.1000	0.94	A	A
OT	1	1.9000	0.1000	0.92	W	A
PS	1	2.0900	0.2400	1.01	A	A
RI	1	1.8900	0.1380	0.91	A	A
SD	1	1.7360	0.0630	0.84	A	W
SE	2	1.9800	0.0400	0.96	A	A
SE	1	2.0000	0.0600	0.97	A	A
SK	1	2.0700	0.2200	1.00	W	A
SN	1	1.9400	0.2630	0.94	A	A
SR	1	2.0100	0.3000	0.97	A	A
TE	1	2.1000	0.1000	1.01	A	A
TI	1	2.3000	0.2660	1.11	W	W
TM	1	1.9400	0.1700	0.94	A	A
TN	1	1.9960	0.0769	0.96	A	A
TO	1	2.1080	0.3400	1.02	A	A
TX	1	2.1600	0.0500	1.04	A	A
UC	1	1.9400	0.3720	0.94	A	A
UY	1	1.9800	0.1900	0.96	A	A
WA	1	2.2100	0.2100	1.07	A	A
WC	1	2.1600	0.4200	1.04	A	A
WE	1	1.8800	0.3320	0.91	A	A
WI	1	2.1100	0.3140	1.02	W	A
WI	3	1.9300	0.2810	0.93	W	A
WI	2	2.0600	0.3040	1.00	W	A
YA	1	2.0080	0.0140	0.97	A	A

Total Number Reported: 60

Values for elemental Uranium are reported in micrograms/filter, g or mL pCi/g or mL =Bq x 0.027
Evaluation: A=Acceptable, W=Acceptable with Warning, N=Not Acceptable
 If the evaluation system is not appropriate for the types of analyses performed in your lab, apply site specific evaluation.

QAP 57 Results by Nuclide

Matrix: WA Water Bq / L
Radionuclide: SR90

EML Value: 8.6900
EML Error: 0.4200

Labcode	Test Number	Reported Value	Reported Error	Reported EML	QAP 56 Evaluation	Evaluation
AG	1	7.8200	1.4100	0.90	A	A
AI	1	7.9900	0.1000	0.92	W	A
AI	1	7.9900	0.1000	0.92	W	A
AM	1	3.1500	0.2500	0.36	W	N
AN	1	8.4000	0.2000	0.97	A	A
AT	1	8.8080	0.5750	1.01	A	A
AU	1	8.3800	0.4100	0.96	W	A
BA	1	8.4100	0.5100	0.97		A
BE	1	8.7400	0.5900	1.01	A	A
BM	1	8.5300	0.9700	0.98	A	A
BQ	1	7.5000	1.0000	0.86	N	A
BX	1	11.8000	0.7000	1.36	A	N
CB	2	8.1100	0.2100	0.93	A	A
CB	1	8.2000	0.2100	0.94	A	A
CC	1	8.1000	0.8000	0.93		A
CE	1	7.4000	0.4000	0.85	W	A
CH	1	8.3050	0.9438	0.96	A	A
CR	1	7.3000	0.2000	0.84	W	A
CU	1	4.5000	0.3000	0.52	W	N
EG	1	7.9000	0.6000	0.91	A	A
FL	1	7.8400	0.3200	0.90	A	A
GA	1	8.1770	0.7440	0.94		A
GC	1	8.0800		0.93	A	A
GE	1	7.5500	0.1540	0.87	A	A
GT	1	7.5000	0.8000	0.86	A	A
IN	1	10.4700	0.7500	1.21	A	W
IO	1	8.5000	1.3000	0.98	A	A
IS	1	9.6600	1.6100	1.11	A	A
IT	1	8.6000	0.9600	0.99	A	A
KA	1	8.4500	0.8300	0.97	A	A
KR	1	7.2800	0.3100	0.84		W
NA	1	8.1000	0.4600	0.93	A	A
NJ	1	8.7000	0.4100	1.00	A	A
NJ	2	8.9500	0.4400	1.03	A	A

Values for elemental Uranium are reported in micrograms/filter, g or mL pCi/g or mL =Bq x 0.027

Evaluation: A=Acceptable, W=Acceptable with Warning, N=Not Acceptable

If the evaluation system is not appropriate for the types of analyses performed in your lab, apply site specific evaluation.

QAP 57 Results by Nuclide

Matrix: WA Water Bq / L
Radionuclide: SR90

EML Value: 8.6900
EML Error: 0.4200

Labcode	Test Number	Reported Value	Reported Error	Reported EML	QAP 56 Evaluation	Evaluation
NJ	3	8.6200	0.4100	0.99	A	A
NM	1	10.0000	2.8000	1.15	A	W
OB	1	10.2000	2.5200	1.17		W
OC	1	8.4000	0.8400	0.97		A
OD	1	7.3600	0.9300	0.85	A	A
OH	1	8.4000	0.7000	0.97	A	A
OT	1	8.4000	0.4000	0.97	A	A
PS	1	7.9100	0.2700	0.91	A	A
RI	1	12.9000	0.3090	1.48	A	N
RU	1	10.0000	1.5000	1.15	W	W
SE	1	7.0200	0.1600	0.81	W	W
SE	2	6.8600	0.1600	0.79	W	W
SI	1	8.2200	0.8600	0.95	W	A
SI	2	8.0000	0.3000	0.92	W	A
SK	1	8.9200	0.4600	1.03		A
SN	1	6.6000	0.3760	0.76	A	W
SR	1	8.2000	1.4000	0.94	W	A
TE	1	9.7000	0.2000	1.12	A	A
TI	1	8.5800	0.6600	0.99	W	A
TM	1	7.5300	0.7600	0.87	A	A
TN	1	8.8270	0.1710	1.02	A	A
TO	1	7.6530	0.1870	0.88	W	A
TP	1	10.0100	0.9400	1.15		W
TQ	1	9.2000	0.1200	1.06	W	A
TW	1	8.7200	0.3500	1.00		A
TX	1	8.2300	0.8100	0.95	A	A
UY	1	7.4700	0.2200	0.86	A	A
WA	1	9.6300	0.8800	1.11	A	A
WC	1	8.9300	1.2100	1.03	A	A
WE	1	8.4650	0.7950	0.97	A	A
WI	3	7.3200	0.4400	0.84	A	A
WI	1	7.3900	0.4520	0.85	A	A
WI	2	7.4200	0.4570	0.85	A	A
WO	1	9.6900	0.2700	1.12	A	A
WO	2	9.7700	0.2600	1.12	A	A

Values for elemental Uranium are reported in micrograms/filter, g or mL pCi/g or mL =Bq x 0.027

Evaluation: A=Acceptable, W=Acceptable with Warning, N=Not Acceptable

If the evaluation system is not appropriate for the types of analyses performed in your lab, apply site specific evaluation.

QAP 57 Results by Nuclide

Matrix: WA Water Bq / L
Radionuclide: SR90

EML Value: 8.6900
EML Error: 0.4200

Labcode	Test Number	Reported Value	Reported Error	<u>Reported EML</u>	QAP 56 Evaluation	Evaluation
WV	1	8.1300	0.4030	0.94	A	A
YA	1	7.7700	0.1200	0.89	W	A

Total Number Reported: 71

Values for elemental Uranium are reported in micrograms/filter, g or mL pCi/g or mL =Bq x 0.027
Evaluation: A=Acceptable, W=Acceptable with Warning, N=Not Acceptable
 If the evaluation system is not appropriate for the types of analyses performed in your lab, apply site specific evaluation.

QAP 57 Results by Nuclide

Matrix: WA Water Bq / L
Radionuclide: U

EML Value: 0.2726
EML Error: 0.0120

Labcode	Test Number	Reported Value	Reported Error	Reported EML	QAP 56 Evaluation	Evaluation
AG	1	6.6100	0.6300	24.25		N
AI	1	0.2410	0.0070	0.88		W
BE	1	0.2410		0.88		W
CA	1	0.2830	0.0280	1.04		A
CB	1	0.2630	0.0200	0.96		A
CB	2	0.2710	0.0200	0.99		A
CB	3	0.2690	0.0200	0.99		A
CC	1	0.2720	0.0270	1.00		A
CG	1	0.3170	0.0460	1.16		W
CH	1	0.2715	0.0271	1.00		A
FE	1	0.2690	0.0040	0.99		A
GA	1	0.2430	0.0320	0.89		W
GE	1	0.2810	0.0102	1.03		A
HT	1	0.2690	0.0200	0.99		A
IS	1	0.2460	0.0280	0.90		A
IT	1	0.2480	0.0200	0.91		A
KA	1	0.2753	0.0213	1.01		A
NL	1	0.2710	0.0070	0.99		A
OU	1	0.2590	0.0080	0.95		A
OU	2	0.2640	0.0090	0.97		A
RI	2	0.2590		0.95		A
RI	1	0.2580		0.95		A
RI	3	0.2610		0.96		A
RM	1	0.2700	0.0300	0.99		A
SA	2	0.2650	0.0130	0.97		A
SA	1	0.2630	0.0140	0.96		A
SD	1	0.2610	0.0296	0.96		A
SE	1	0.2230	0.0190	0.82		W
SY	1	0.2500	0.0300	0.92		A
TI	1	0.2550	0.0370	0.94		A
TM	1	0.2840	0.0060	1.04		A
TN	1	0.2610	0.0310	0.96		A
TO	1	0.2610	0.0015	0.96		A
UC	1	0.2550		0.94		A

Values for elemental Uranium are reported in micrograms/filter, g or mL pCi/g or mL =Bq x 0.027

Evaluation: A=Acceptable, W=Acceptable with Warning, N=Not Acceptable

If the evaluation system is not appropriate for the types of analyses performed in your lab, apply site specific evaluation.

QAP 57 Results by Nuclide

Matrix: WA Water Bq / L
Radionuclide: U

EML Value: 0.2726
EML Error: 0.0120

Labcode	Test Number	Reported Value	Reported Error	<u>Reported EML</u>	QAP 56 Evaluation	Evaluation
UY	1	0.2680	0.0300	0.98		A
YP	1	0.2630	0.0049	0.96		A

Total Number Reported: 36

Values for elemental Uranium are reported in micrograms/filter, g or mL pCi/g or mL =Bq x 0.027
Evaluation: A=Acceptable, W=Acceptable with Warning, N=Not Acceptable
 If the evaluation system is not appropriate for the types of analyses performed in your lab, apply site specific evaluation.

QAP 57 Results by Nuclide

Matrix: WA Water Bq / L
Radionuclide: U234

EML Value: 3.3235
EML Error: 0.1142

Labcode	Test Number	Reported Value	Reported Error	Reported EML	QAP 56 Evaluation	Evaluation
AF	1	3.5000	0.2800	1.05	N	A
AI	1	2.8800	0.1100	0.87	W	W
AM	1	4.5970	0.0850	1.38	W	N
AN	1	3.2000	0.2000	0.96	A	A
AT	1	3.0440	0.4120	0.92	A	A
AU	1	3.5600	0.4800	1.07	A	A
BA	1	3.0800	0.3700	0.93		A
BE	1	3.1300	0.2600	0.94	W	A
BM	1	3.4800	0.4800	1.05	A	A
BQ	1	3.1000	0.4000	0.93	W	A
BU	1	3.3000	0.2000	0.99	A	A
BX	1	7.5200	0.6300	2.26	W	N
CF	3	2.5500	0.1500	0.77	N	N
CF	2	2.5600	0.2600	0.77	N	N
CF	1	2.9800	0.1800	0.90	N	W
CH	1	3.2680	0.2313	0.98	A	A
EG	1	3.0500	0.1500	0.92	A	A
FE	1	3.2520	0.1809	0.98	A	A
FG	1	3.1700	0.5000	0.95	N	A
GA	1	3.1090	0.4105	0.94		A
GE	1	2.9500	0.3150	0.89	W	W
HT	1	3.3800	0.3000	1.02	A	A
IN	1	2.9400	0.5800	0.88	W	W
IS	1	3.0500	0.1900	0.92	W	A
IT	1	3.3300	0.3100	1.00		A
KR	1	3.1400	0.0600	0.94		A
LL	1	2.9600	0.1300	0.89		W
LV	1	3.3000	0.1000	0.99		A
LW	1	2.9300	0.8320	0.88	A	W
ML	1	3.3800	0.4600	1.02	A	A
NA	1	2.9500	0.0500	0.89	A	W
NF	1	3.3510	0.0910	1.01		A
NJ	3	3.2900	0.2200	0.99	A	A
NJ	1	3.3100	0.2200	1.00	A	A

Values for elemental Uranium are reported in micrograms/filter, g or mL pCi/g or mL =Bq x 0.027

Evaluation: A=Acceptable, W=Acceptable with Warning, N=Not Acceptable

If the evaluation system is not appropriate for the types of analyses performed in your lab, apply site specific evaluation.

QAP 57 Results by Nuclide

Matrix: WA Water Bq / L
Radionuclide: U234

EML Value: 3.3235
EML Error: 0.1142

Labcode	Test Number	Reported Value	Reported Error	Reported EML	QAP 56 Evaluation	Evaluation
NJ	2	3.2600	0.2100	0.98	A	A
NQ	1	3.0900	0.1800	0.93	A	A
OB	1	3.0100	0.8870	0.91	W	A
OD	1	3.7400	0.3900	1.13	W	A
OK	1	3.0200	0.1500	0.91	A	A
PS	1	3.3600	0.2600	1.01	W	A
SD	1	3.2700	0.3700	0.98	A	A
SK	1	3.4300	0.3500	1.03		A
SN	1	3.4500	0.3610	1.04	W	A
SR	1	3.9400	0.5900	1.18	A	W
TN	1	3.0670	0.0690	0.92	A	A
TO	1	3.2390	0.5070	0.98	A	A
TW	1	3.1800	0.0900	0.96		A
TX	1	3.0700	0.0500	0.92	W	A
WA	1	3.0700	0.2000	0.92	W	A
WC	1	3.2200	0.6100	0.97	W	A
WE	1	2.9200	0.4700	0.88	A	W

Total Number Reported: 51

Values for elemental Uranium are reported in micrograms/filter, g or mL pCi/g or mL =Bq x 0.027
Evaluation: A=Acceptable, W=Acceptable with Warning, N=Not Acceptable
 If the evaluation system is not appropriate for the types of analyses performed in your lab, apply site specific evaluation.

QAP 57 Results by Nuclide

Matrix: WA Water Bq / L
Radionuclide: U238

EML Value: 3.3702
EML Error: 0.1399

Labcode	Test Number	Reported Value	Reported Error	Reported EML	QAP 56 Evaluation	Evaluation
AF	1	3.5300	0.2900	1.05	N	A
AI	1	2.9800	0.1200	0.88	W	W
AM	1	4.3040	0.1680	1.28	W	W
AN	1	3.2000	0.2000	0.95	A	A
AT	1	3.0540	0.4130	0.91	A	A
AU	1	3.5400	0.4800	1.05	A	A
BA	1	3.1100	0.4100	0.92		A
BE	1	3.0800	0.2500	0.91	A	A
BM	1	3.4000	0.4700	1.01	A	A
BQ	1	3.0000	0.4000	0.89	N	W
BU	1	3.3000	0.2000	0.98	A	A
BX	1	7.7700	0.6500	2.31	W	N
CF	1	3.4100	0.2000	1.01	N	A
CF	2	3.4500	0.3300	1.02	N	A
CF	3	2.8100	0.1600	0.83	N	W
CH	1	3.3120	0.2337	0.98	A	A
EG	1	3.1200	0.1400	0.93	A	A
FE	1	3.2170	0.1500	0.95	A	A
FG	1	3.5800	0.5000	1.06	N	A
GA	1	3.0060	0.4008	0.89		W
GE	1	2.8900	0.3090	0.86	W	W
GT	1	3.0000	0.3000	0.89	A	W
HT	1	3.3200	0.3000	0.99	A	A
IN	1	3.1600	0.6500	0.94	A	A
IS	1	3.0200	0.1900	0.90	W	W
IT	1	3.1700	0.2900	0.94		A
KR	1	3.2000	0.0600	0.95		A
LL	1	2.6900	0.1220	0.80		N
LV	1	3.4500	0.1000	1.02		A
LW	1	3.2500	0.7580	0.96	A	A
ML	1	3.3800	0.4600	1.00	A	A
NA	1	2.9800	0.0500	0.88	A	W
NF	1	3.3040	0.0910	0.98		A
NJ	3	3.3300	0.2200	0.99	A	A

Values for elemental Uranium are reported in micrograms/filter, g or mL pCi/g or mL =Bq x 0.027

Evaluation: A=Acceptable, W=Acceptable with Warning, N=Not Acceptable

If the evaluation system is not appropriate for the types of analyses performed in your lab, apply site specific evaluation.

QAP 57 Results by Nuclide

Matrix: WA Water Bq / L
Radionuclide: U238

EML Value: 3.3702
EML Error: 0.1399

Labcode	Test Number	Reported Value	Reported Error	Reported EML	QAP 56 Evaluation	Evaluation
NJ	2	3.1600	0.2100	0.94	A	A
NJ	1	3.2200	0.2100	0.95	A	A
NQ	1	3.0700	0.1800	0.91	A	A
OB	1	2.9800	0.8690	0.88	W	W
OD	1	3.8400	0.4000	1.14	W	A
OK	1	3.2400	0.1500	0.96	A	A
PS	1	3.3400	0.2600	0.99	N	A
SD	1	3.2200	0.3600	0.95	A	A
SI	1	3.8000	1.1000	1.13		A
SK	1	3.4300	0.3600	1.02		A
SN	1	3.4300	0.3600	1.02	A	A
SR	1	3.9200	0.5800	1.16	A	W
TI	1	3.2800	0.4610	0.97	A	A
TN	1	3.0880	0.0696	0.92	A	A
TO	1	3.2290	0.5050	0.96	A	A
TW	1	3.1500	0.0900	0.94		A
TX	1	3.0700	0.0500	0.91	W	A
WA	1	3.1400	0.2100	0.93	A	A
WC	1	3.2500	0.6100	0.96	A	A
WE	1	3.0000	0.4850	0.89	A	W

Total Number Reported: 54

Values for elemental Uranium are reported in micrograms/filter, g or mL pCi/g or mL =Bq x 0.027
Evaluation: A=Acceptable, W=Acceptable with Warning, N=Not Acceptable
 If the evaluation system is not appropriate for the types of analyses performed in your lab, apply site specific evaluation.

Participating Laboratories in EML QAP 57**Laboratories Reporting Data**

Code	Laboratory Name
AC	Analytical Chemistry Laboratory, Argonne National Lab, IL
AF	Air Force Analytical Lab (AFIERA/SDRR), Brooks AFB
AG	Paragon Analytics, Inc, Fort Collins, CO
AI	Nuclear Technology Services, Inc., Roswell, GA
AM	American Radiation Services, Inc., Baton Rouge, LA
AN	Argonne National Laboratory
AP	Aberdeen Proving Ground, Aberdeen, MD
AT	ATL International inc., Germantown, MD
AU	ORISE RSAT/ESSAP, Oak Ridge
AV	Australian Radiation Protection and Nuclear Safety Agency
AW	Argonne West National Lab
BA	Bettis Atomic Power Lab, West Mifflin, PA
BC	SBCCOM Radiation Laboratory
BE	Grand Junction Office Analytical Laboratory, CO
BM	Battelle Memorial Institute, Columbus, OH
BN	Brookhaven National Lab, NY
BO	BOMARC Missile Site, NJ
BP	Battelle Pacific Northwest National Laboratory
BQ	Becquerel Laboratories Inc., Mississauga, Ontario, Canada
BU	Autoridad Regulatoria, Buenos Aires, Argentina
BX	BWX Technologies, Inc., Lynchburg, VA
CA	Canadian Nuclear Safety Commission, Ottawa, Canada
CB	Radiation Protection Bureau, Ontario, Canada
CC	SRC Analytical Laboratory, Saskatoon, SK, Canada
CD	Centrale nucleaire Gentilly-2
CE	Environmental Monitoring Laboratory, New Brunswick, Canada
CF	Freshwater Institute Radiochemistry Winnipeg, Manitoba, Canada
CG	AECL WL Environmental Monitoring Group, Canada
CH	California State Dept. Health Serv., Sanitation & Radiation Laboratory
CM	Metropolitan Water Reclamation District of Greater Chicago
CN	China Institute for Radiation Protection
CO	Bedford Institute of Oceanography, Dartmouth. Nova Scotia, Canada
CP	CoPhysics Corporation, Monroe, NY
CR	Atomic Energy of Canada, Chalk River Laboratories, Canada
CS	Rocketdyne Propulsion & Power, Canoga Park, CA
CU	Universite Laval, Quebec Canada
CW	Carlsbad Environmental Monitoring Research Center, NM
CZ	ACZ Laboratories, Inc. Steamboat Springs, CO
DH	Duke Engineering Services Hanford
EC	Envirocare of Utah
EG	INEEL TRA Radioanalytical Laboratory, Scoville
EP	US EPA, Las Vegas
FE	Fernald WPRAP Field Office, Ohio
FG	FGL Environmental, Santa Paula, CA
FL	Florida Dept of Health & Rehab. Serv., Orlando
FM	Florida Mobile Emergency Radiological Laboratory, Orlando
FN	Fermi Lab, Batavia, IL
FR	CEA/SACLAY - SPR/SRSE, France
FS	Florida State University, Tallahassee
FU	FUSRAP Laboratory, Missouri
GA	Lockheed Martin, Pikton, OH

Participating Laboratories in EML QAP 57**Laboratories Reporting Data**

Code	Laboratory Name
GC	Georgia Power Company Environmental Lab
GE	General Engineering Labs, Charleston, SC
GS	USGS/NWQL, Arvada, CO
GT	Georgia Institute of Technology
HC	Lawrence Livermore Laboratory, California
HT	Technical University, Budapest, Hungary
HU	Water Resources Research Centre (VITUKI), Hungary
ID	Institute of Radiation Protection and Dosimetry, IRD/ CNEN, Brazil
IL	ISU Environmental Assessment Laboratory, Pocatello, ID
IN	INEEL INTECH Radioanalytical Laboratory
IO	Illinois Department of Nuclear Safety
IS	Severn Trent Laboratories - St. Louis
IT	STL Inc. Richland Washington
JL	Jefferson Lab, Newport News, VA
KA	Knolls Atomic Power Lab, Schenectady
KR	Korea Atomic Energy Research Institute
KS	Radiochemistry Laboratory, DHEL, KDHE, Kansas
LA	Los Alamos National Laboratory, NM
LB	Lawrence Berkeley Lab UCB
LL	LLNL Chemistry and Material Science/Environmental
LM	American Radiation Services of New Mexico, Los Alamos
LN	Los Alamos National Lab, ES&H
LV	UNLV, Dept of Health Physics
LW	Lawrence Livermore National Lab, Waste
ME	Radiation Control Program, Jamaica Plain, MA
MH	Maine Health & Environmental Testing Laboratory
MI	Massachusetts Institute of Technology
ML	BWXT of Ohio, Mound, Miamisburg, Ohio
MS	Manufacturing Sciences Corporation, Oak Ridge
MX	Laboratory of Radiochimica CREN-U of Zacatecas, Mexico
MY	FUSRAP Maywood Mobile Laboratory, NJ
MZ	Comisi=n Nacional de Seguridad Nuclear y Salvaguardias, Mexico
NA	US EPA NAREL, Montgomery, AL
ND	Dept. of Environmental Health and Safety, NC State University
NF	Nuclear Fuel Services, Erwin, TN
NJ	NJ Department of Health and Senior Services
NL	Fluor Daniel Fernald, Inc., Ohio
NM	Environmental Evaluation Group, Carlsbad, NM
NP	JAF Environmental Laboratory, New York Power Authority
NQ	New Mexico Department of Health, Albuquerque
NR	Naval Reactors Facility Chemistry, Scoville, ID
NZ	National Radiation Laboratory, New Zealand
OB	OBG Laboratories, East Syracuse, NY
OC	Radiation Protection Service Laboratory, Ontario, Canada
OD	ORNL, Radiobioassay Lab
OH	Ohio Dept Of Health Laboratory, Columbus
OK	Southwest Laboratory of Oklahoma
OT	ORNL Radioactive Material Analysis Lab
OU	Outreach Laboratory, Broken Arrow, OK
PA	BWXT Pantex, Amarillo, TX
PC	pCi/Labs, Inc., Orangeburg, NY

Participating Laboratories in EML QAP 57**Laboratories Reporting Data**

Code	Laboratory Name
PK	Pakistan Institute of Nuclear Science & Technology
PO	Institute of Oceanology PAN, Poland
PR	Princeton Plasma Physics Lab
PS	PA-DEP Bureau of Radiation Protection, Harrisburg
RA	V. G. Khlopin Radium Institute, St. Petersburg, Russia
RB	Research Department of a Radiative Metrology, Belarus
RG	Thermo Nutech Rocky Flats Plant, Golden
RI	Fluor Hanford, Inc., 222S Lab.
RK	Rock Island Arsenal, Illinois
RM	RMI Environmental Services, Ashtabula, OH
RU	Research Institute of Radiology, Belarus
SA	Sandia Labs Radioactive Sample Diag. Prog., NM
SB	SC Dept. of Health and Environment Control Radiological Lab
SD	STL Denver
SE	Swedish Defence Research Agency (FOI)
SI	Jozef Stefan Institute, Slovenia
SK	Savannah River Plant
SL	Stanford Linear Accelerator Center
SN	Sanford Cohen Associates, Inc., Montgomery, AL
SR	Savannah River Environmental Laboratory
ST	SC DHEC, Aiken, South Carolina
SV	Institute of Occupational Safety, Slovenia
SW	Southwest Research Institute, San Antonio, TX
SX	Saxton Nuclear Experimental Corp., Saxton, PA
TE	Environmental Inc., Northbrook, IL
TI	Teledyne Brown Engineering Environmental Services, Knoxville, TN
TM	Eberline Services Albuquerque Lab, NM
TN	Eberline Services, Richmond, CA
TO	Eberline Services Oak Ridge Laboratory
TP	Taiwan Power Company, Taipei, Taiwan
TQ	Institute of Nuclear Energy Research, Taiwan
TT	Tracer Technologies International, Inc., Cleveland
TW	Taiwan Radiation Monitoring Center
TX	Texas Dept. of Health/Laboratories, Austin
UC	United States Enrichment Corporation, Paducah, KY
UG	USGS Menlo Park WRD sediment radioisotope laboratory
UL	USL16, New York
US	Unitech, Springfield, MA
UY	BWXT Y-12, L.L.C. Analytical Chemistry Organization Oak Ridge
WA	Environmental Radiation Lab, Off. of Public Health Labs. Seattle
WC	Fluor Hanford WSCF, Waste Sampling and Characterization Facility
WE	Antech Ltd.-Waltz Mill Site, PA
WI	WIPP Site, Westinghouse Electric Corp.
WN	State Health Radiation Protection Section, Madison, WI
WO	Wisconsin State Lab of Hygiene
WT	Waste Stream Technology, Buffalo, NY
WV	West Valley Nuclear Services, NY
WW	West Valley Radiation Protection, NY
YA	Framatome ANP DE&S Environmental Laboratory
YP	US Army Proving Ground, Yuma, AZ
YU	Institute of Occupational and Radiological Health, Serbia

Participating Laboratories in EML QAP 57**Laboratories Reporting Data**

Code	Laboratory Name
ZC	Ruder Boskovic Institute Radioecology, Croatia
SY	Syrian Arab Republic Atomic Energy Commission

Total Reporting Labs: 155

Participating Laboratories in EML QAP 57**Laboratories NOT Reporting Data**

Code	Laboratory Name
AS	USACHPPM, Aberdeen Proving Ground, MD
BR	US Army Research Laboratory, Aberdeen Proving Ground
CL	Enviro-Test Laboratories, Casper, WY
CY	Chem-Nuclear Systems, Barnwell, SC
EI	Eichrom Technologies, IL
EL	Energy Laboratories, Inc., Casper, WY
EM	3M, Empore Disks, St. Paul, MN
FC	IRSN/SSEI site du Vesinet, France
FJ	The University of the South Pacific, Fiji Islands
GD	GTS Duratek, Oak Ridge, TN
HO	Rontgen Technische Dienst bv, The Netherlands
IA	Bhabha Atomic Research Centre, India
IV	IT Corporation, Las Vegas, NV
KE	Uljin NPP Environmental Radiation Laboratory, South Korea
KN	Kori Nuclear Station, Pusan, Korea
KO	Korea Institute of Nuclear Safety
LI	Lionville Laboratory, Inc. PA
MJ	Mississippi State Department of Health, Jackson
NS	State Lab of Public Health, North Carolina
NT	New World Technology, Livermore, CA
NW	Naval Reasearch LAb, Washington,DC
OS	Oregon Health Division Radiation Controls Section, Portland
RS	RSA Laboratories, Hebron, CT
SH	Savannah River Ecology Lab
TK	ATG, Kingston, TN
TU	Texas A&M University, Dept of Nuclear Engineering
TY	Scientific Production Association, Russia
UP	BWXT Y-12, L.L.C. Analytical Chemistry Organization Oak Ridge
VN	ITTRE, Hanoi, Vietnam
WY	Wayne Interim Storage Site, NJ

Total Non-Reporting Labs: 30