Table of Contents

Introduction 1
What is PACER? 1
What PACER Can Do for You? 3
How to Move Around in the System 3
Navigating a Popup Menu 3
Navigating a List 3
Navigating a Data Entry Window 4

PACER Main Screen 5

Civil Cases 7
View information for this case 9
View other case numbers for this case 12
Print a Docket Sheet 13
Print a Court Calendar 21
Docket Sheet 27
Go to the Party List for this case 31
Show Parties Related to the current document 36
Show documents related to the current document 37
View the docket text for the current document 38
View information for this case 39
Print a Docket Sheet 40
Parties 45
Show Attorney information for the current party 48
Show documents related to the current party 49
Show the extended party name for the current party 50
Change the way the party list is displayed 51
View information for this case 54
Print a Docket Sheet 55
Go to the Calendar List for this case 63
Finding another case 65

Criminal Cases 67

Court Calendar 69
Viewing Calendar 72

Party Name Search 75

Case Number Search 79

Case List By Filing Date 83

Utility Menu 87

Disconnect/End Billing 89

Appendix A. Keystroke Summary A-1

Appendix B. Glossary B-1

INDEX I-1

Introduction

WHAT IS PACER?

The **P**ublic **A**ccess to **C**ourt **E**lectronic **R**ecords allows public to get access to the District of Alaska's computer system for information retrieval. The system will provide you with information on cases filed in the Anchorage, Fairbanks, Juneau, Ketchikan & Nome offices. You can also look up case information, court calendars and attorney information.

For billing and support inquiries contact the PACER Service Center in San Antonio at 800-676-6856.

SETTING UP YOUR MODEM TO ACCESS PACER

Call into the District Court computer system via a terminal or a PC with communications/terminal emulation software. The phone number is:

(888) 271-6212

Data rate:	9600 bps
Data format:	8-N-1
Terminal Emulation:	VT-100

NOTE: Any VT-100 terminal emulator can be used. Procomm, Crosstalk, Smartcom, and Windows Terminal can be used, in VT-100 emulation mode. When using VT-100 mode, the first thing to do is issue <ESC> <T> so you can see the top menu line on the screen. For ESC, Alt or Function keys, refer to the VT-100 emulation escape sequences chart:

VT-100 EMULATION ESCAPE SEQUENCES

Esc	Esc Esc
F2	Esc 2
Home	Esc H
End	Esc E
PgUp	Esc P
PgDn	Esc N
Show top 24 lines	Esc T
Show bottom 24 lines	Esc B

For example, to make a menu selection that calls for PGUP, press Esc P.
To back out of a screen, press Esc Esc.
Esc T will display the top 24 lines of the 25-lines VT-100 screen.

WHAT PACER CAN DO FOR YOU?

Public **A**ccess to **C**ourt **E**lectronic **R**ecords (PACER) allows you to get access to the District Court's Alaska Case Query System. PACER is a computer software tool for the storage and retrieval of case information. PACER is a primary source for docket, case management, and calendar information. PACER has been designed for quickness and ease of use, with popup menus windows. Colors on the screen help the user to quickly identify and distinguish information. The system was designed primarily for use with a keyboard. Report facilities have many options, including on-screen viewing, printing to a printer, or output to your fax.

HOW TO MOVE AROUND IN THE SYSTEM

PACER presents case information in a variety of ways, tailored to the task at hand. There are four basic elements you will come to recognize: the *popup menus*, *lists*, and *data entry windows*. *Popup menus* provide a vertical list of options to select from. (See the glossary in Appendix B for an explanation of any computer terms you do not understand.) *Lists* are lists of data, such as case numbers, party names, or motions. *Data entry windows* have instructions and blank areas, prompting for new information to be entered or allowing for information to be changed. When encountered anywhere within PACER, each of these four elements responds consistently to certain keystrokes, which are described below. A summary of keystroke commands is in Appendix A for quick reference.

NOTE: *This documentation will attempt to refer to special keys by presenting a graphic representation of the keyboard key itself, such as* A *for the A-key and* Enter *for the Enter key. Combination keystrokes, such as* Esc 0 1 *refer to the sequential action of pressing the* Esc *key then the* 0 *key and then pressing the* 1 *key.*

The most frequently used keys in PACER are Esc 2 and Esc Esc. Esc 2 is used to start or continue a process. Esc Esc is used to cancel or end a process. To end PACER, disconnect your modem when you are done.

Navigating a Popup Menu

In most areas of PACER, often as the result of selecting a popup menu item, a popup menu with a list of options from which to choose will appear. Selection of popup items is done by pressing the hot key for an item, or by pressing ↓ or ↑ to position the selection bar over the desired item and then pressing Enter. Pressing Esc Esc exits the popup with no selection being made. In some cases, a chosen popup item will cause yet another set of popup options to appear; a popup item with a black triangle (▾)to its right indicates that if this item is chosen, another popup will appear.

Navigating a List

PACER often presents information in list form; for example, the list of all civil cases in the system, a list of parties filing a document, or a list of motions in a case. A list is active when information is shown in a window and the cursor is blinking somewhere in the list, usually in the first column. One item in the list is highlighted, showing it is the currently selected item. To change the current selection, press ↓ or ↑ to move the highlight down or up in the list. If you are at the first or the last item in the list, a message may appear in the upper right corner of the screen to let you know. Usually, pressing Esc Esc will exit a list without moving forward to the next action.

Navigating a Data Entry Window

Data entry windows are used in PACER for such functions as finding a particular case, specifying report parameters, or manipulating the Court Calendar. In a data entry window, when data is being edited or entered, the cursor can be moved forward or backward from field to field by pressing Tab or ← respectively. Pressing the Esc Esc saving any new information that has been entered. Pressing Esc 2 starts the data storage process.

PACER Main Screen

The Main screen is available when you first connect to PACER.

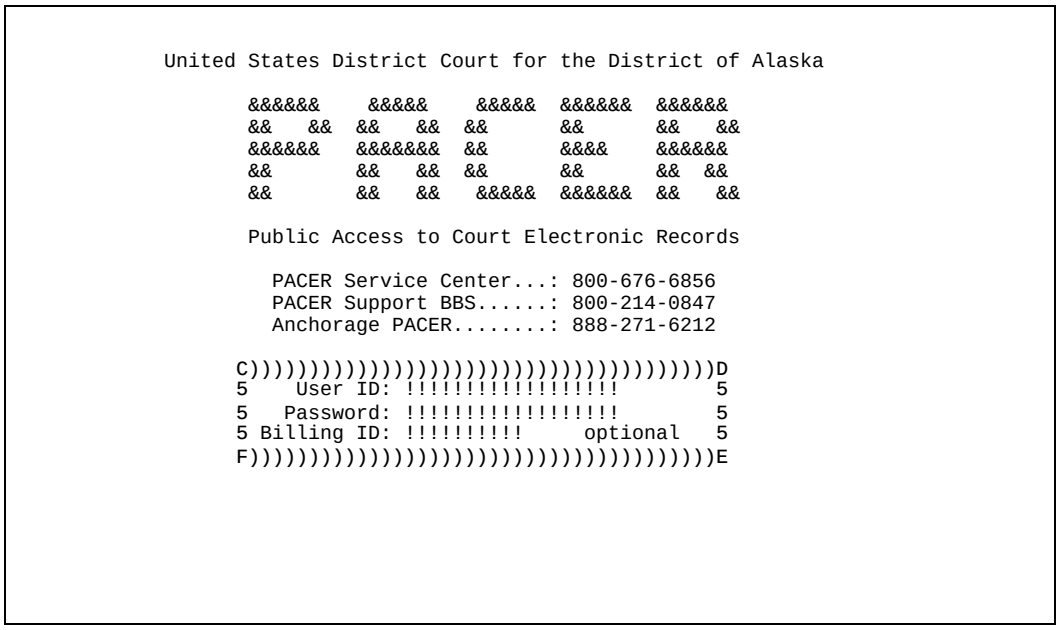

Enter the User ID, Password and the optional Billing ID as requested. If you need to open an account, please contact PACER Service Center at 800-676-6856. The PACER Support BBS is available to registered PACER users.

Next the screen will show the available menu options on PACER.

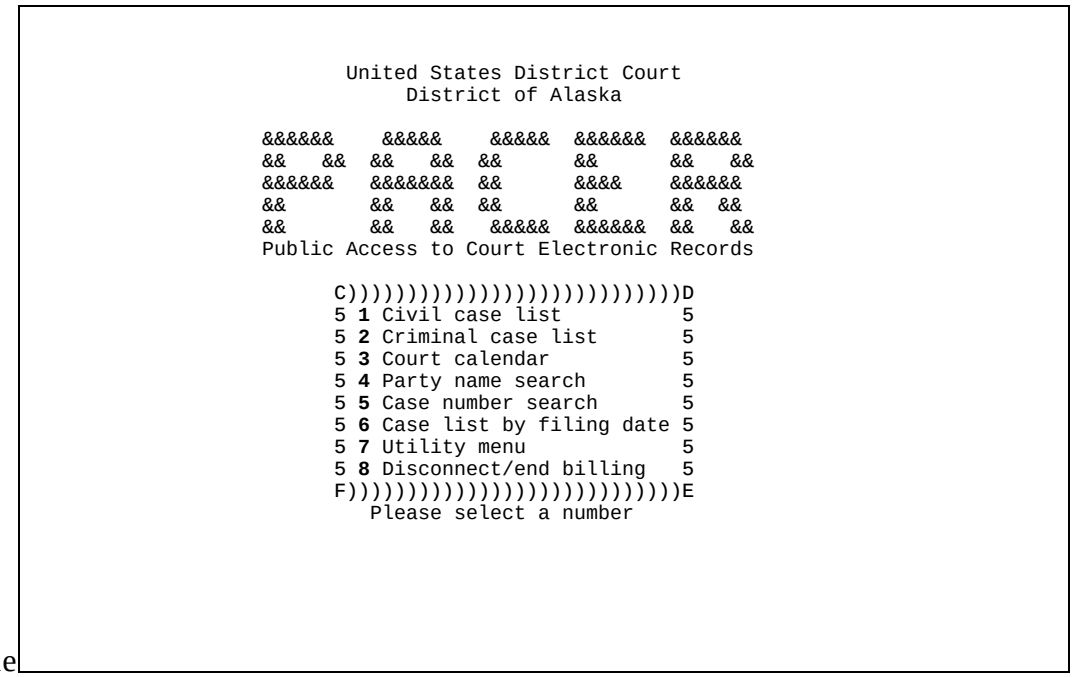

Note the menu choices for the PACER main screen: **Civil Case List** displays a list of Civil Case, **Criminal Case List** displays a list of Criminal cases, **Court Calendar** provides access to Court calendar, **Party name search** locates the name of the party you are looking for, **Case number search**, **Case list by filing date** locates the cases with the filing date you are looking for, **Utility menu** allows you to change your password and **Disconnect/end billing** will end the PACER connection. Select a number accordingly.

Civil Cases

Civil case information includes coversheet data from the JS-44 Civil Cover Sheet filing form, as well as docket entries, party and attorney information, and case management schedules and notes (if case is not sealed). Civil case management tools include lists and individual descriptions of cases, docketed events, parties, attorneys, calendar for that specific case, and the docket sheet report.

Access to this wide array of information begins with the Civil Case list. To access the Civil Case list, select 1 ***Civil Case list*** at the PACER main menu.

When ***Civil*** is chosen, the list of civil cases appears on the screen, in case number order with a pop-up window to ask you to enter the case number. Enter the case number if you know it or press Esc Esc to see the listing as follows.

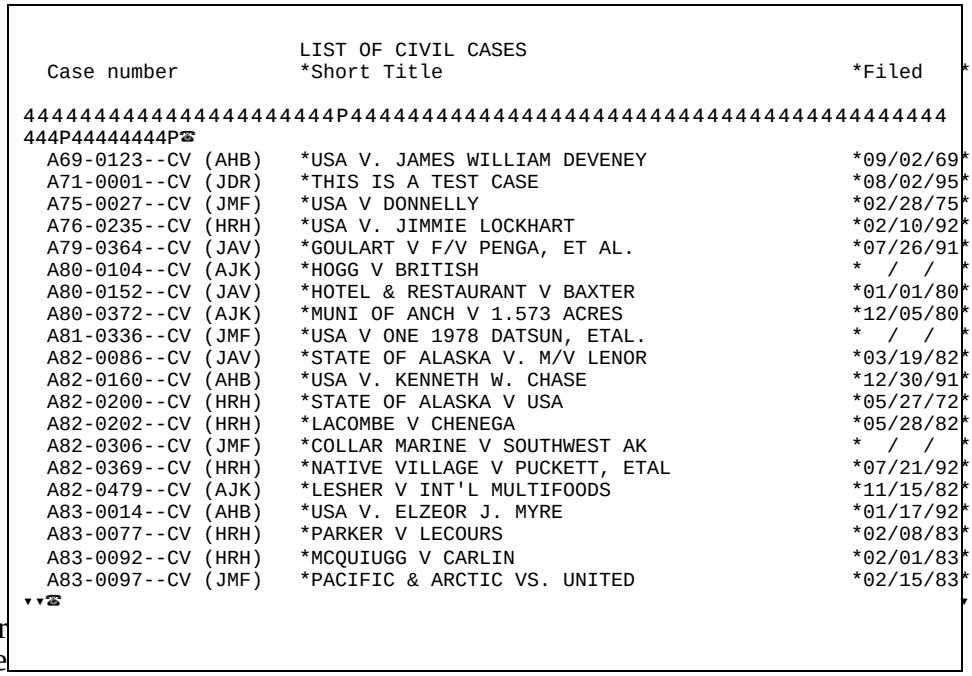

```
                        LIST OF CIVIL CASES
  Case number           *Short Title                                  *Filed    *▾

444444444444444444444P44444444444444444444444444444444444444444444
444P44444444P☎
  A69-0123--CV (AHB)    *USA V. JAMES WILLIAM DEVENEY                 *09/02/69*
  A71-0001--CV (JDR)    *THIS IS A TEST CASE                          *08/02/95*
  A75-0027--CV (JMF)    *USA V DONNELLY                               *02/28/75*
  A76-0235--CV (HRH)    *USA V. JIMMIE LOCKHART                       *02/10/92*
  A79-0364--CV (JAV)    *GOULART V F/V PENGA, ET AL.                  *07/26/91*
  A80-0104--CV (AJK)    *HOGG V BRITISH                               *  /  /  *
  A80-0152--CV (JAV)    *HOTEL & RESTAURANT V BAXTER                  *01/01/80*
  A80-0372--CV (AJK)    *MUNI OF ANCH V 1.573 ACRES                   *12/05/80*
  A81-0336--CV (JMF)    *USA V ONE 1978 DATSUN, ETAL.                 *  /  /  *
  A82-0086--CV (JAV)    *STATE OF ALASKA V. M/V LENOR                 *03/19/82*
  A82-0160--CV (AHB)    *USA V. KENNETH W. CHASE                      *12/30/91*
  A82-0200--CV (HRH)    *STATE OF ALASKA V USA                        *05/27/72*
  A82-0202--CV (HRH)    *LACOMBE V CHENEGA                            *05/28/82*
  A82-0306--CV (JMF)    *COLLAR MARINE V SOUTHWEST AK                 *  /  /  *
  A82-0369--CV (HRH)    *NATIVE VILLAGE V PUCKETT, ETAL               *07/21/92*
  A82-0479--CV (AJK)    *LESHER V INT'L MULTIFOODS                    *11/15/82*
  A83-0014--CV (AHB)    *USA V. ELZEOR J. MYRE                        *01/17/92*
  A83-0077--CV (HRH)    *PARKER V LECOURS                             *02/08/83*
  A83-0092--CV (HRH)    *MCQUIUGG V CARLIN                            *02/01/83*
  A83-0097--CV (JMF)    *PACIFIC & ARCTIC VS. UNITED                  *02/15/83*▾
▾▾☎                                                                          ▾
```

Information for each case displayed in the Civil Case list includes a case number, short title, date filed, date closed, and the assigned magistrate judge, if applicable. Due to screen size limitations, the closing date and magistrate judge fields are not in view initially. Press ← or Tab| to shift the fields right or left in the window. (To restore the window to its original appearance, press Tab| until *Case Number* is in the leftmost column.)

Press the ↓ or ↑ key to move down or up through the list one case at a time. Press Esc N (PgDn) or Esc P (PgUp) to move through the list a window at a time; a page is equivalent to a window. It is also possible to move directly to a particular case, using the ***Find another case*** function explained below.

To use the Civil Case list, move through the list to highlight the case you want to work with, then press M to activate the menu and choose which aspect of the case you would like to work with.

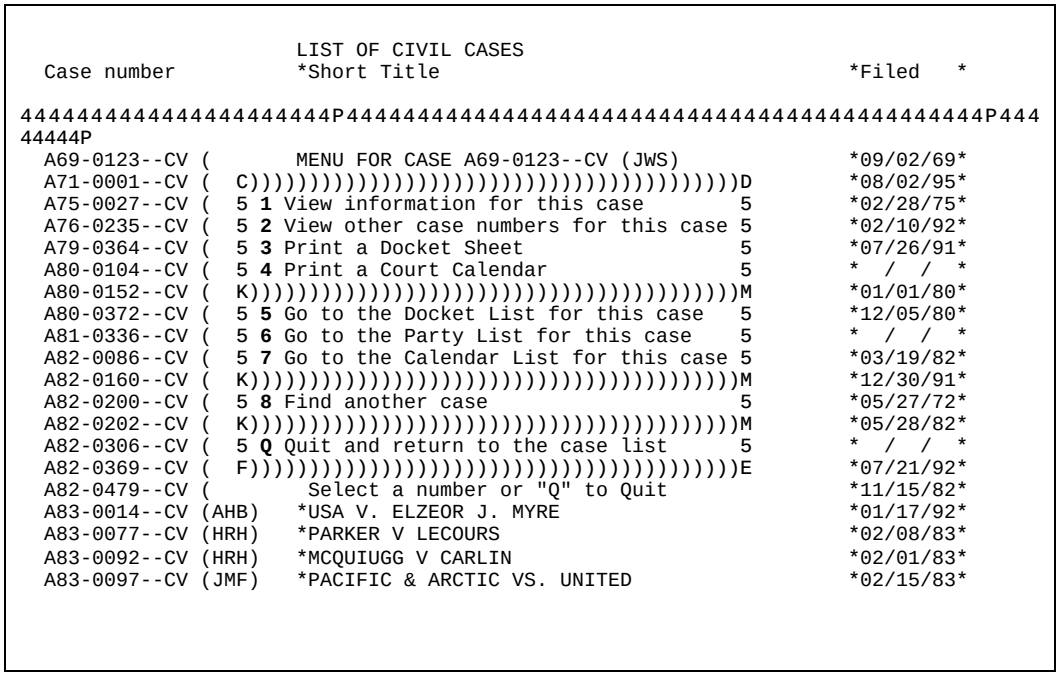

The menu options available for the Civil Case list are: ***View information for this case*** provides detailed information for the case which you highlighted, ***View other case numbers for this case*** provides other case numbers related to the highlighted case, ***Print a Docket Sheet*** prints a full docket sheet which consists of basic case information, ***Print a Court Calendar*** prints a selected day court calendar, ***Go to the Docket List for this case*** provides the docket list for the highlighted case, ***Go to the Party List for this case*** provides the party list for the highlighted case, ***Go to the Calendar List for this case*** provides the calendar list for the highlighted case, ***Find another case*** allows user to enter another case number to search for and ***Quit and return to the case list*** put you back to the previous menu.

VIEW INFORMATION FOR THIS CASE

Docket entries and case management information are available from the Civil Case menu choices: ***Go to the Docket List for this case***, ***Go to the Party List for this case*** or ***Go to the Calendar List for this case***, respectively, which will be discussed in later chapters. PACER also provides other information about cases, from the JS-44 Civil Cover Sheet. To access this information, highlight a case in the Civil Case list. Press M for the menu and select 1 **View information for this case**. The VIEW CASE INFORMATION window appears on the screen.

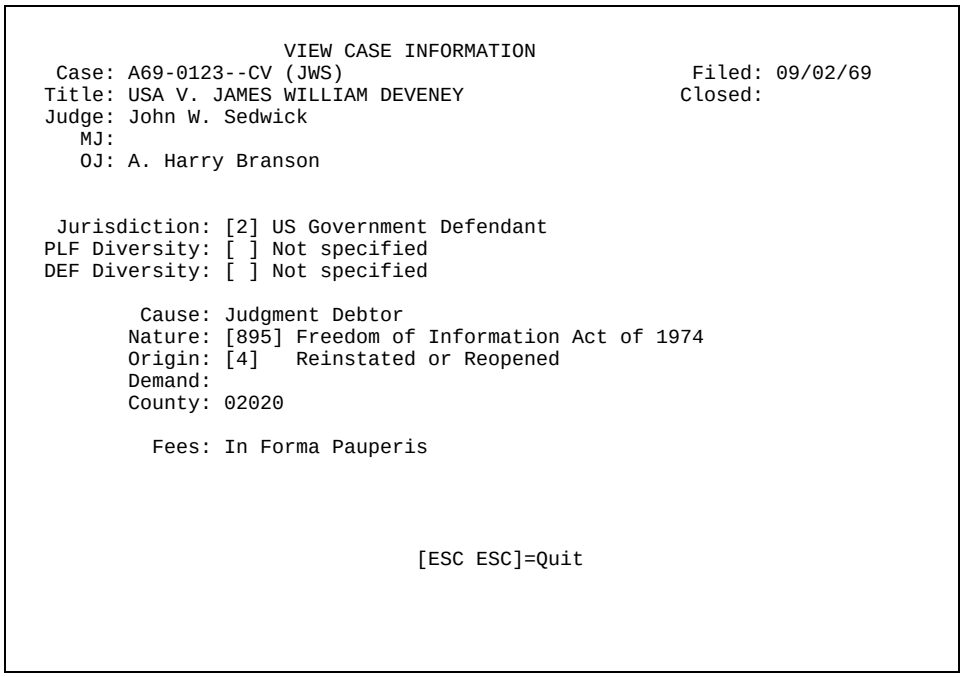

The upper window on the screen also appears in other areas of PACER, such as docketing or case management, whereas information in the lower window is accessed only through case.

Fields in the upper CASE INFORMATION window are:

Case An identifying case number is composed of four parts:
1) the location (division) and two-digit year of filing,
- *A* Anchorage
- *F* Fairbanks
- *J* Juneau
- *K* Ketchikan
- *N* Nome

2) a four-digit sequential number,
3) case type,
- *CV* civil
- *CR* criminal
- *MI* miscellaneous
- *MJ* magistrate judge case

4) initials of presiding judicial officer, in parentheses.
EXAMPLE: *A90-0147--CV (JKS)*

Title A 45-character field for a short title for the case.
EXAMPLE: *Kenneth W. Thayer, Et al. v. AK Teamster-Employer Pension Trust*

Judge The judicial officer presiding over the case. The three characters in the case number represent the judicial officer's initials.
EXAMPLE: *H. Russel Holland (HRH)*

MJ The magistrate judge assigned to the case. Field remains blank if not applicable.
EXAMPLE: *John D. Roberts*

Other Other judicial officer involved. Field remains blank if not applicable.

Filed Date the case was filed.

Closed Date the case was closed. Closed cases are retained in PACER.

MJ Rule The local rule cite under which the case has been referred to a magistrate judge.
EXAMPLES: *Adm 4* or *4/5,11*

MJ Stop The date a referral to the magistrate judge was terminated.

The fields and codes in the lower CASE INFORMATION window are taken directly from the JS-44 Civil Cover Sheet, where a complete explanation of all codes may be found. Fields in the lower window are:

Jurisdiction A 1-character code for basis of jurisdiction from the JS-44 Civil Cover Sheet.
EXAMPLE: *[1] US Government Plaintiff*

PLF Diversity A 1-character code for plaintiff diversity from the JS-44 Civil Cover Sheet. (This field is applicable only if Jurisdiction is *Diversity.*)
EXAMPLE: *[2] Citizen of Another State*

DEF Diversity A 1-character code for defendant diversity from the JS-44 Civil Cover Sheet. (This field is applicable only if Jurisdiction is *Diversity.*)
EXAMPLE: *[6] Foreign Nation*

Cause A 40-character description of the cause of action from the JS-44 Civil Cover Sheet.
EXAMPLE: *Bankruptcy appeal*

Nature A 3-character code for nature of suit from the JS-44 Civil Cover Sheet.
EXAMPLE: *[870]* which converts to: Federal Tax Suit, Taxes

Origin A 1-character code from the JS-44 Civil Cover Sheet.
EXAMPLE: *[1] Original Proceeding*

Demand A 15-character description of the demand, whether a dollar amount or something else. Dollars are expressed in thousands.
EXAMPLE: *$250* ($250,000.00)

County A 5-character county code from the JS-44 Civil Cover Sheet. Default is *02020*. Others allowed are *88888* and *99999*.

Fees Amount of filing fee, date paid, and Clerk's Office receipt number.

While viewing case information, press Esc Esc when you are finished viewing case information, and you will be returned to the Civil Case list.

View other case numbers for this case

To view other case numbers, highlight the case you want to work with, press M for the menu and select 2.

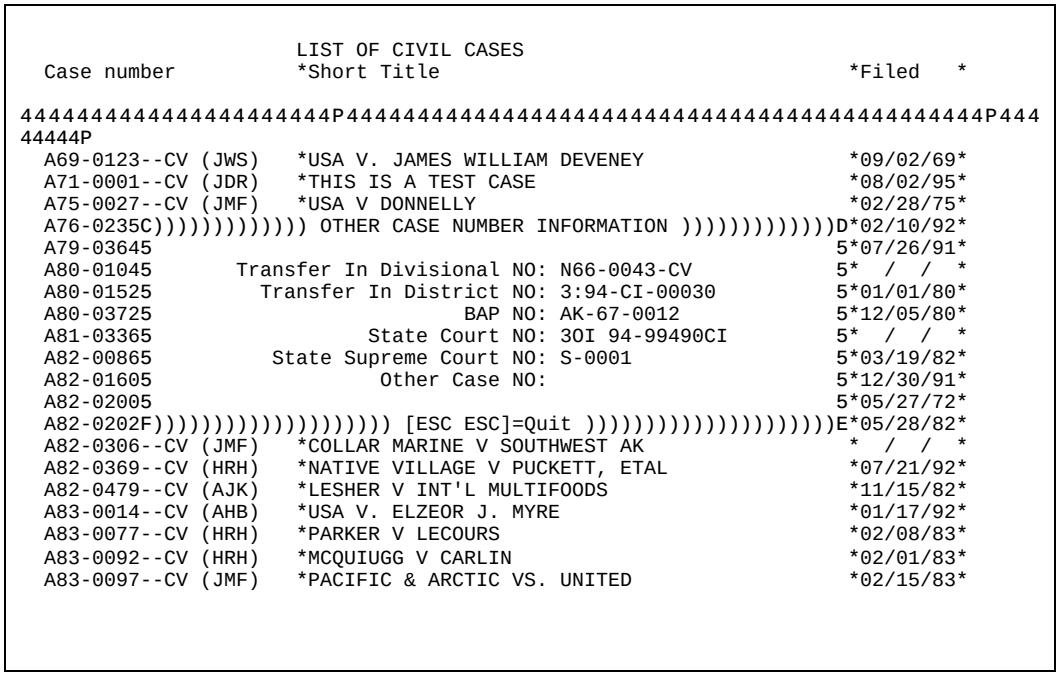

If no other case number information is available, the following message will show on the screen:

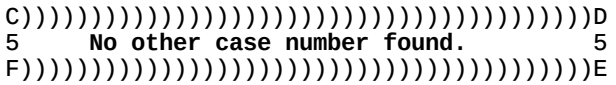

PRINT A DOCKET SHEET

The Docket Entry List menu choice number 6 is used to print the docket sheet. A full docket sheet consists of basic case information, a list of parties and attorneys, and the list of docketed events.

To print the docket sheet for a case, highlight the case in the Civil Case list, press M to activate the menu then choose 6 ***Print a Docket Sheet***. Or, from the Docket Entries list, press M to activate the menu then choose 6 ***Print a Docket Sheet***; you are already working with a specific case.

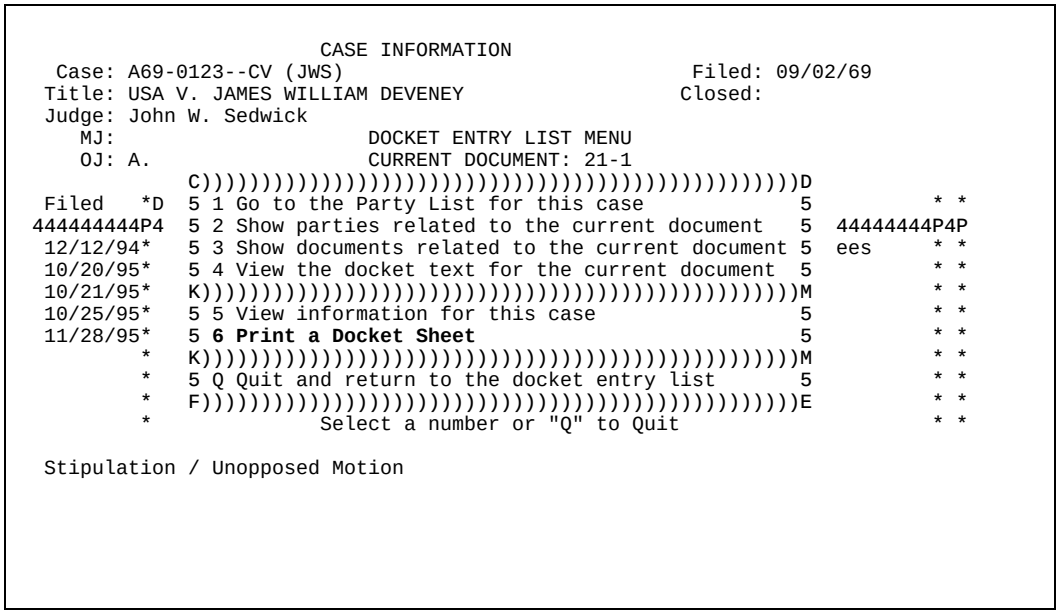

Select ***Docket Sheet*** to display the Docket Sheet information window.

Press Tab to move from field to field among the report options. Use ↑ or ↓ key to highlight the option and hit Enter to select. The complete docket sheet report has two parts, either of which may be omitted; the first part is a list of parties and their attorneys, the second part is the list of docket entries. A docket entry starting date and/or ending date is optional; leaving the dates blank will allow printing of all docket entries. You may view the report in a window on the screen before printing it (or instead of printing it) by selecting the report destination. When the desired parameters are selected, press Esc 2 to generate the docket sheet, or press Esc Esc to cancel the report and return to the Docket Entries list.

If you choose to view the report before printing, it will appear in a window on the screen.

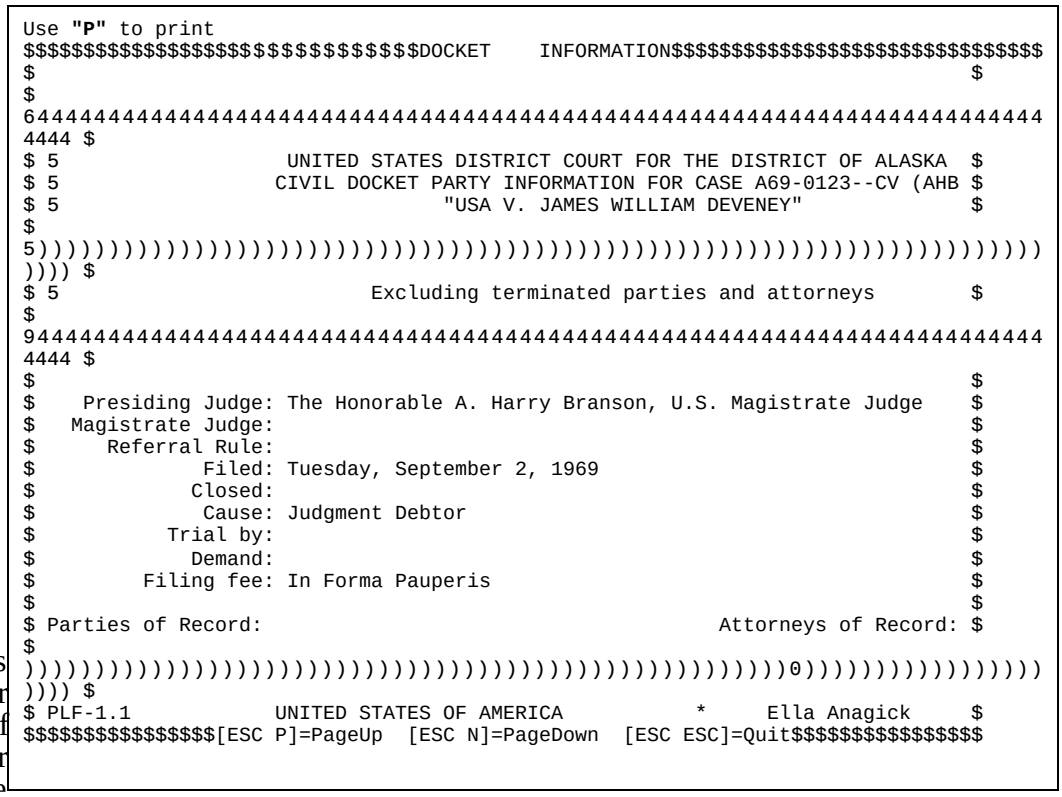

Since it is designed for a sheet of paper larger than the screen, the full report will not be visible in the window. Use ↓, ↑, Esc N (PgDn), and Esc P (PgUp) to move around in the window. Press End to move to the end of the current line, and Home to move to the beginning of the current line. Press Esc C E (Ctrl End) to move to the end of the report, or Esc C H (Ctrl Home) to move to the beginning of the report. If you do not need to print the report, press Esc Esc to return to the Docket Entries list.

To print the report, press P then select the appropriate printer option.

```
 Use "P" to Print
$$$$$$$$$$$$$$$$$$$$$$$$$$$$$$$$DOCKET    INFORMATION$$$$$$$$$$$$$$$$$$$$$$$$$$$$$$$$
$                                                                                      $
$
64444444444444444444444444444444444444444444444444444444444444444444444444444444444
4444 $
$ 5                  UNITED STATES DISTRICT COURT FOR THE DISTRICT OF ALASKA  $
$ 5                CIVIL DOCKET PARTY INFORMATION FOR CASE A69-0123--CV (JWS) $
$ 5                           "USA V. JAMES WILLIAM DEVENEY"                 $
$
5)))))))))))))))))))))))))))))))))))))))))))))))))))))))))))))))))))))))))))))))))))))
)))) $
$ 5               Including terminated parties, excluding terminated attorney $
$  9444444444444444444444444  C)))  DESTINATION?  )))D  444444444444444444444444
$
$                             5COURT LASER PRINTER 5                             $
$    Presiding Judge: The Ho 5YOUR LASER PRINTER  5  U.S. District Judge        $
$   Magistrate Judge:        5YOUR TEXT PRINTER   5                             $
$      Referral Rule:        5TO FAX              5                             $
$              Filed: 09/02/ F)))))))))))))))))))E                              $
$             Closed:   /  /                                                     $
$                                                                                $
$       Jurisdiction: (2) US Government Defendant                                $
$      PLF Diversity:                                                            $
$      DEF Diversity:                                                            $
$                                                                                $
$     Nature of Suit: (895) Freedom of Information Act of 1974                   $
$                     Judgment Debtor                                            $
```

If you select 'Your Laser Printer' or 'Your Text Printer' option, the report will be printed on your personal printer.

If the report is going to be printed in a court printer, a box will pop-up on the screen with the total page count, cost per page and the total cost to print the page(s). The system will also prompt for your name. Please type in accordingly.

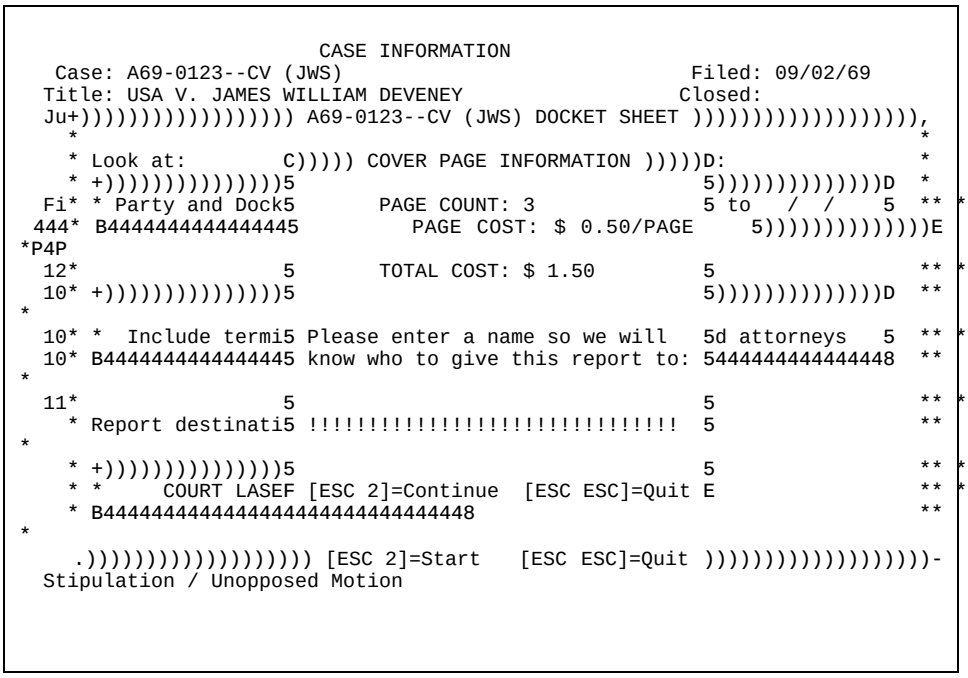

A representation of the Docket Sheet Report appears on the following pages.

```
6444444444444444444444444444444444444444444444444444444444444444444444444444444444444444444444444447
5                  UNITED STATES DISTRICT COURT FOR THE DISTRICT OF ALASKA                  5
5                CIVIL DOCKET PARTY INFORMATION FOR CASE A69-0123--CV (AHB)                 5
5                              "USA V. JAMES WILLIAM DEVENEY"                               5
5)))))))))))))))))))))))))))))))))))))))))))))))))))))))))))))))))))))))))))))))))))))))))))))))))))5
5                         Excluding terminated parties and attorneys                        5
9444444444444444444444444444444444444444444444444444444444444444444444444444444444444444444444444448

   Presiding Judge: The Honorable A. Harry Branson, U.S. Magistrate Judge
  Magistrate Judge:
     Referral Rule:
             Filed: Tuesday, September 2, 1969
            Closed:
             Cause: Judgment Debtor
          Trial by:
            Demand:
        Filing fee: In Forma Pauperis

Parties of Record:                                    Attorneys of Record:
))))))))))))))))))))))))))))))))))))))))))))))))))))))))))))0)))))))))))))))))))))))))))))))))))))
PLF-1.1           UNITED STATES OF AMERICA           *     Ella Anagick
                                                     *     501 West Northern Lights Blvd.
                                                     *     Suite 207
                                                     *     Anchorage, AK 99503
                                                     *     907-277-2806
                                                     *     FAX 907-274-5736
                                                     *
DEF-1.1           DEVENEY, JAMES WILLIAM             *
                                                     *
DEF-1.2           KOLOWSKI, VIOLET                   *     Garry Wallan
                                                     *     Garry's Gavel Busters
                                                     *     12345 Happy Street
                                                     *     Suite 123
                                                     *     Anchorage, AK 99500-0000
                                                     *     907-555-0000
                                                     *     FAX 907-555-9999
                                                     *
DEF-2.1           SMILEY, JAN                        *
                                                     *
DEF-2.2                                              *     Garry Wallan
                                                     *     (see above)
                                                     *

PACER/T: R_DKTPL          As of Thursday, August 31, 1995 at 12:57 PM by USERNAME          Page 1
```

```
6444444444444444444444444444444444444444444444444444444444444444444444444444447
5             UNITED STATES DISTRICT COURT FOR THE DISTRICT OF ALASKA             5
5                 CIVIL DOCKET ENTRIES FOR CASE A69-0123--CV (AHB)                5
5                          "USA V. JAMES WILLIAM DEVENEY"                         5
5)))))))))))))))))))))))))))))))))))))))))))))))))))))))))))))))))))))))))))))))5
5                               For all filing dates                              5
9444444444444444444444444444444444444444444444444444444444444444444444444444448

  Presiding Judge: The Honorable A. Harry Branson, U.S. Magistrate Judge
 Magistrate Judge:
    Referral Rule:
            Filed: Tuesday, September 2, 1969
           Closed:


 Document #  Filed     Docket text
 ))))))))))  ))))))))  ))))))))))))))))))))))))))))))))))))))))))))))))))))))))))))
   13 -   1  09/02/69  Complaint filed; Summons issued.

   14 -   1  09/02/69  DEF 1 motion for TRO w/att exhibits

   15 -   1  09/02/69  PLF 1 opposition to DEF 1 motion for TRO w/att exhibits
                       (14-1)

   16 -   1  09/02/69  DEF 2 reply to opposition to DEF 1 motion for TRO w/att
                       exhibits (14-1)

    2 -   1  08/01/94  PLF 1 motion (ex parte) for in camera review

    3 -   1  08/01/94  See R&R below (plaintiff to show cause why case should not
                       be dismiss)

    3 -   2  08/01/94  Initial R&R re: re: plaintiff to show cause why case should
                       not be dismissed (3-1). Objections due 09/01/94.

    4 -   1  09/01/94  PLF 1 financial Affidavit

    5 -   1  09/13/94  See R&R below [case should be dismissed]

    5 -   2  09/13/94  Initial R&R re: [case should be dismissed] (5-1). Objections
                       due 09/23/94. Reply due 10/03/94.

    6 -   1  09/13/94  See R&R below [case should be dismissed]

    7 -   1  10/17/94  PLF 1 Response to Order entered 10/1/94.

    8 -   1  10/19/94  PLF 1 Appeal to 9CCA.

   12 -   1  12/12/94  Application to proceed without prepayment of fees




PACER/T: R_DKTDL             As of 08/31/95 at 12:57 PM by USERNAME           Page 1
```

If the report is going to be faxed to your fax machine, a box will pop-up on the screen and prompt for the fax number and 'To' information. Please type in accordingly.

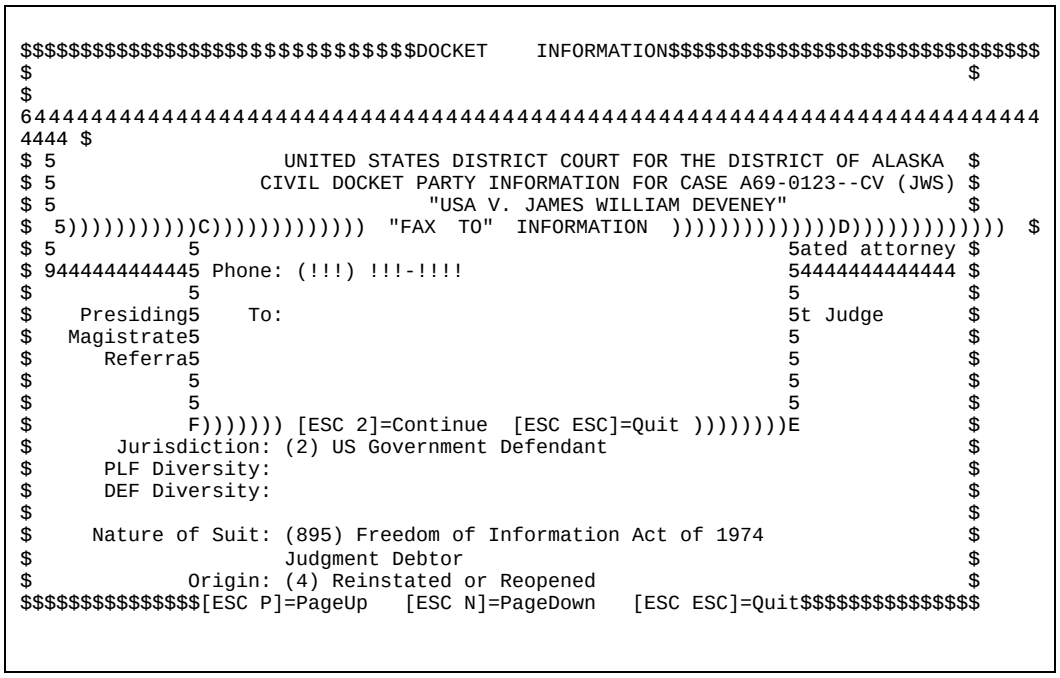

Press Esc 2 to continue the process and Esc Esc to quit.

By pressing Esc 2, a box will pop-up on the screen with a sending message:

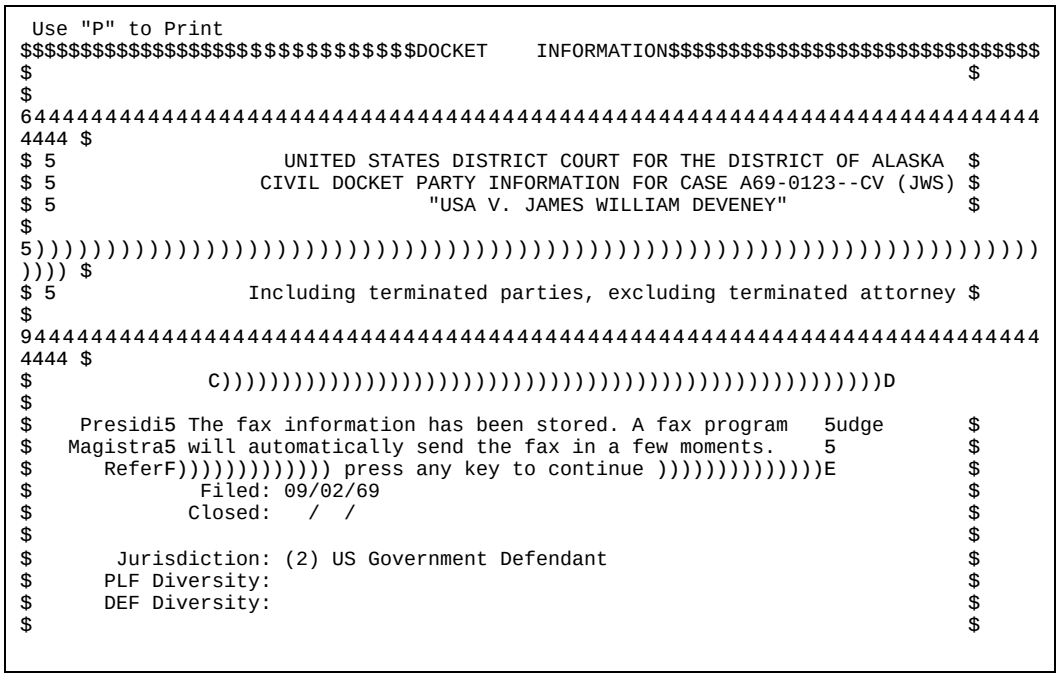
Use "P" to Print
$$$$$$$$$$$$$$$$$$$$$$$$$$$$$$$DOCKET INFORMATION$$$$$$$$$$$$$$$$$$$$$$$$$$$$$$$$
$ $
$
6444444444

PRINT A COURT CALENDAR

To print a Court Calendar, activate the menu by pressing M then choose 4 ***Print a Court Calendar***. The information option and the following window will be on the screen.

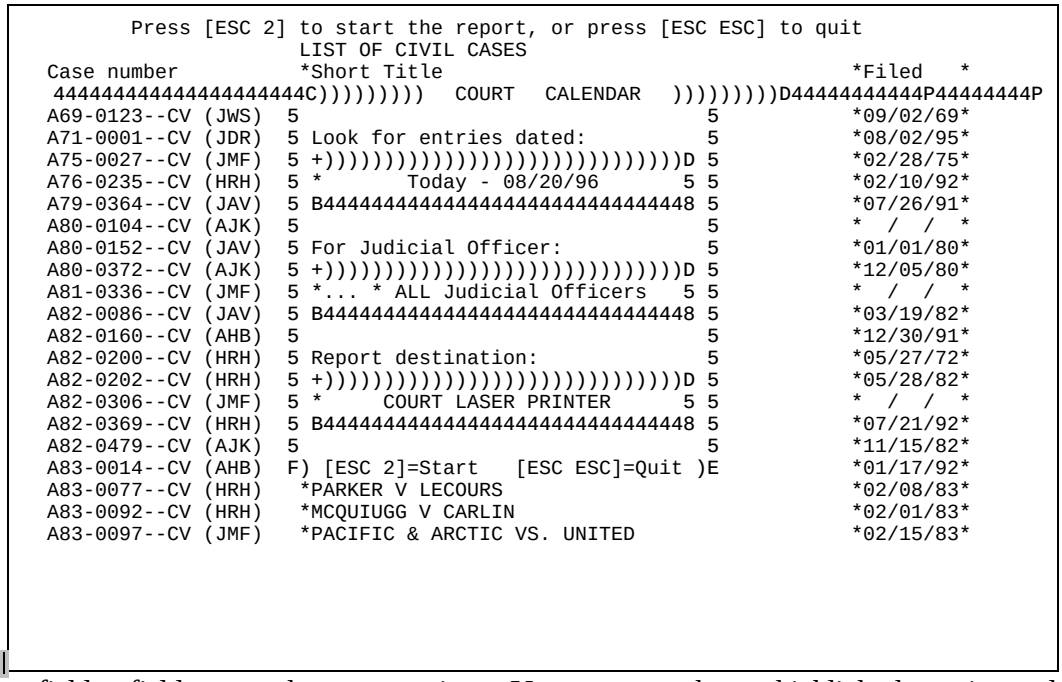

```
        Press [ESC 2] to start the report, or press [ESC ESC] to quit
                      LIST OF CIVIL CASES
Case number           *Short Title                                    *Filed   *
 4444444444444444444C)))))))))   COURT   CALENDAR   )))))))))D44444444444P44444444P
A69-0123--CV (JWS)  5                                      5          *09/02/69*
A71-0001--CV (JDR)  5 Look for entries dated:              5          *08/02/95*
A75-0027--CV (JMF)  5 +))))))))))))))))))))))))))))))))))D 5          *02/28/75*
A76-0235--CV (HRH)  5 *       Today - 08/20/96       5 5           *02/10/92*
A79-0364--CV (JAV)  5 B444444444444444444444444444444448 5          *07/26/91*
A80-0104--CV (AJK)  5                                      5          *  /  /  *
A80-0152--CV (JAV)  5 For Judicial Officer:                5          *01/01/80*
A80-0372--CV (AJK)  5 +))))))))))))))))))))))))))))))))))D 5          *12/05/80*
A81-0336--CV (JMF)  5 *... * ALL Judicial Officers   5 5           *  /  /  *
A82-0086--CV (JAV)  5 B444444444444444444444444444444448 5          *03/19/82*
A82-0160--CV (AHB)  5                                      5          *12/30/91*
A82-0200--CV (HRH)  5 Report destination:                  5          *05/27/72*
A82-0202--CV (HRH)  5 +))))))))))))))))))))))))))))))))))D 5          *05/28/82*
A82-0306--CV (JMF)  5 *     COURT LASER PRINTER      5 5           *  /  /  *
A82-0369--CV (HRH)  5 B444444444444444444444444444444448 5          *07/21/92*
A82-0479--CV (AJK)  5                                      5          *11/15/82*
A83-0014--CV (AHB)  F) [ESC 2]=Start   [ESC ESC]=Quit )E           *01/17/92*
A83-0077--CV (HRH)   *PARKER V LECOURS                              *02/08/83*
A83-0092--CV (HRH)   *MCQUIUGG V CARLIN                             *02/01/83*
A83-0097--CV (JMF)   *PACIFIC & ARCTIC VS. UNITED                   *02/15/83*
```

Press Tab to move from field to field among the report options. Use ↑ or ↓ key to highlight the option and hit Enter to select. You may view the report in a window on the screen before printing it (or instead of printing it) by selecting the report destination. When the desired parameters are selected, press Esc 2 to generate the court calendar, or press Esc Esc to cancel the report and return to the Docket Entries list.

If you choose to view the report before printing, it will appear in a window on the screen.

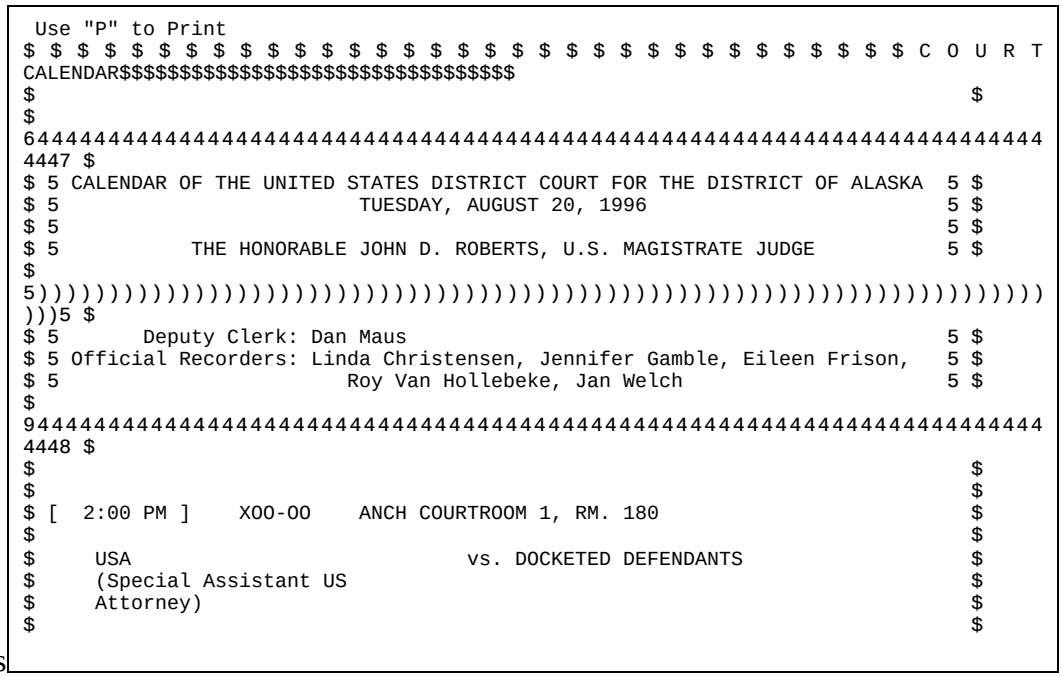

```
 Use "P" to Print
$ $ $ $ $ $ $ $ $ $ $ $ $ $ $ $ $ $ $ $ $ $ $ $ $ $ $ $ $ $ $ $ $ C O U R T
CALENDAR$$$$$$$$$$$$$$$$$$$$$$$$$$$$$$$$
$                                                                       $
$
6444444444444444444444444444444444444444444444444444444444444444444444444
4447 $
$ 5 CALENDAR OF THE UNITED STATES DISTRICT COURT FOR THE DISTRICT OF ALASKA  5 $
$ 5                         TUESDAY, AUGUST 20, 1996                        5 $
$ 5                                                                         5 $
$ 5           THE HONORABLE JOHN D. ROBERTS, U.S. MAGISTRATE JUDGE          5 $
$
5))))))))))))))))))))))))))))))))))))))))))))))))))))))))))))))))))))))))))))
)))5 $
$ 5       Deputy Clerk: Dan Maus                                            5 $
$ 5 Official Recorders: Linda Christensen, Jennifer Gamble, Eileen Frison,   5 $
$ 5                        Roy Van Hollebeke, Jan Welch                     5 $
$
9444444444444444444444444444444444444444444444444444444444444444444444444
4448 $
$                                                                       $
$                                                                       $
$ [  2:00 PM ]    XOO-OO    ANCH COURTROOM 1, RM. 180                     $
$                                                                       $
$     USA                           vs. DOCKETED DEFENDANTS               $
$     (Special Assistant US                                               $
$     Attorney)                                                           $
$                                                                       $
```

Since it is designed for a sheet of paper larger than the screen, the full report will not be visible in the window. Use ↓, ↑, Esc N (PgDn), and Esc P (PgUp) to move around in the window. Press End to move to the end of the current line, and Home to move to the beginning of the current line. Press Esc C E (Ctrl End) to move to the end of the report, or Esc C H (Ctrl Home) to move to the beginning of the report. If you do not need to print the report, press Esc Esc to return to the Docket Entries list.

To print the report, press P then select the appropriate printer option.

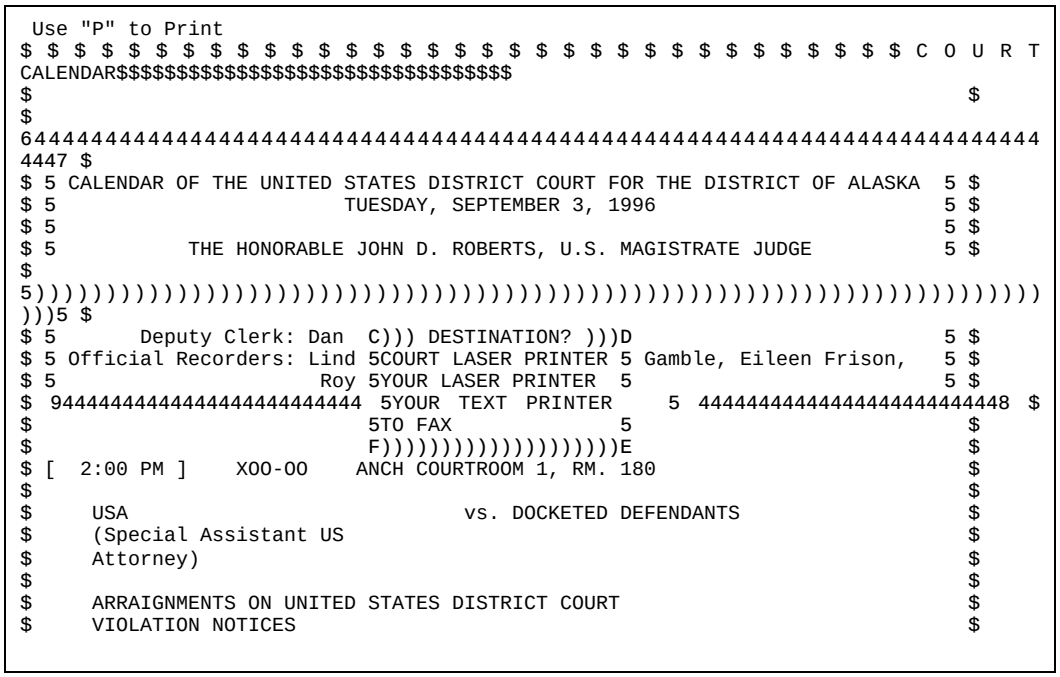

If you select 'Your Laser Printer' or 'Your Text Printer' option, the report will be printed to your personal printer.

If the report is going to be printed in a court printer, a box will pop-up on the screen with the total page count, cost per page and the total cost to print the page(s). The system will also prompt for your name. Please type in accordingly.

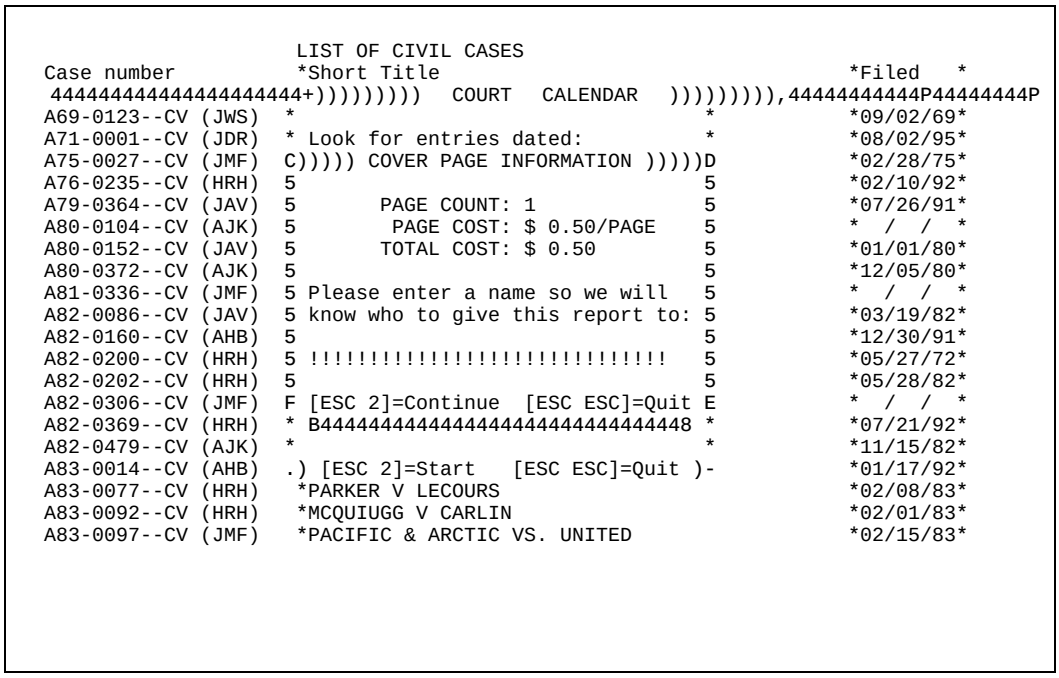

If the report is going to be faxed to your fax machine, a box will pop-up on the screen and prompt for the fax number and 'To' information. Please type in accordingly.

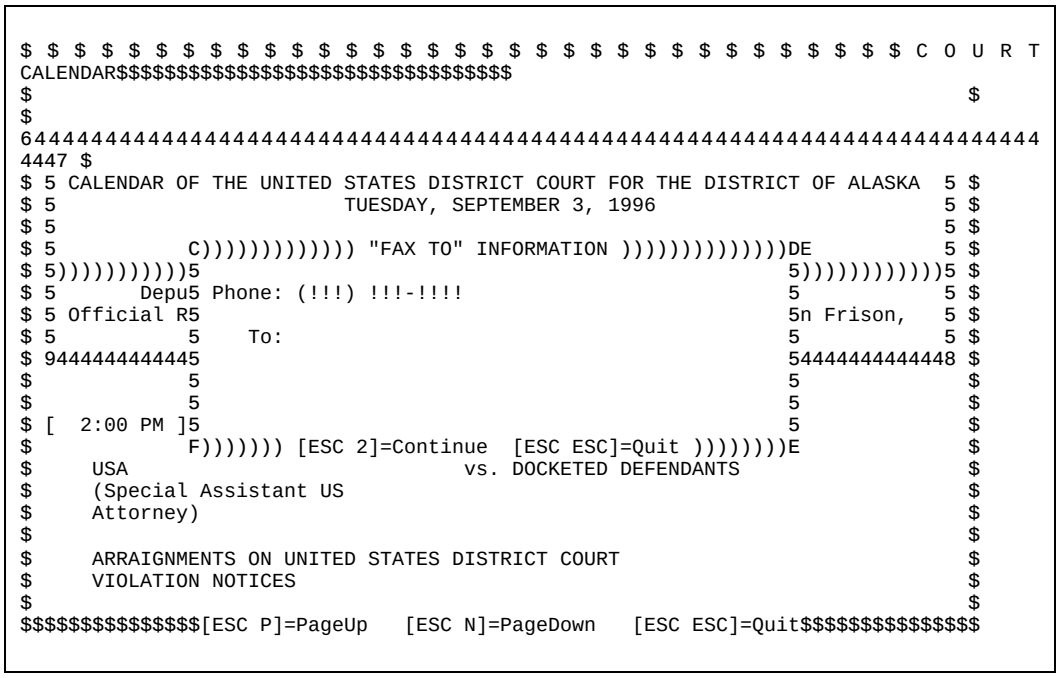

Press Esc 2 to continue the process or Esc Esc to quit.

By pressing Esc 2, a box will pop-up on the screen with a sending message:

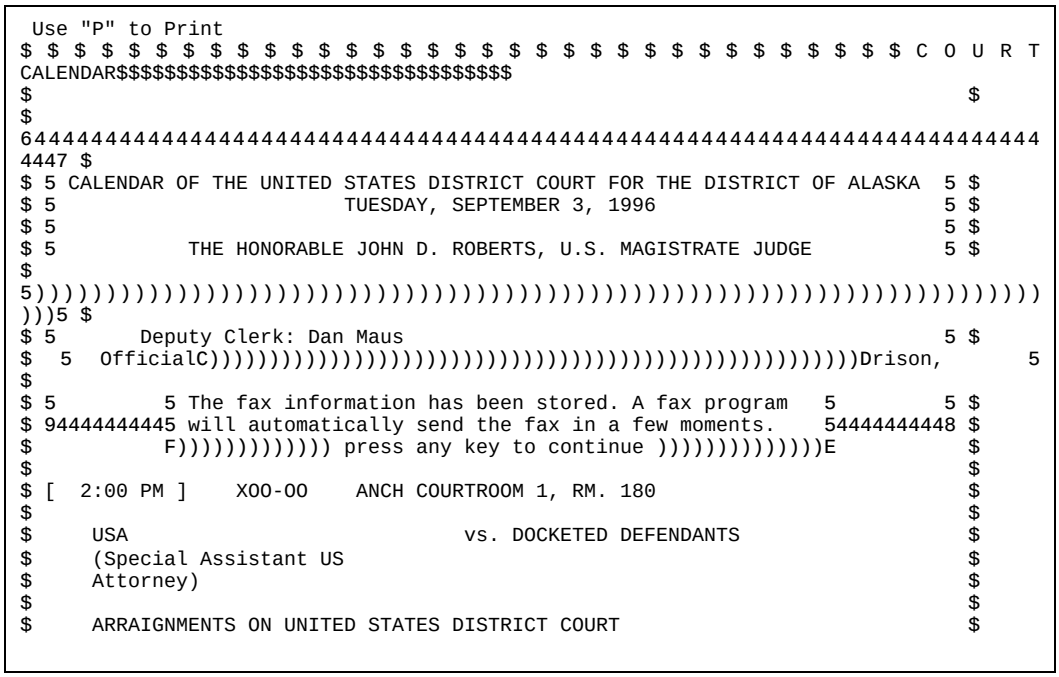
Use "P" to Print
$ C O U R T
CALENDAR$$$$$$$$$$$$$$$$$$$$$$$$$$$$$$$$$$
$ $
$ $
64444444444444444444444444444444444444444444444444444444444444444444444
4447 $
$ 5 CALENDAR OF THE UNITED STATES DISTRICT COURT FOR THE DISTRICT OF ALASKA 5 $
$ 5 TUESDAY, SEPTEMBER 3, 1996 5 $
$ 5 5 $
$ 5 THE HONORABLE JOHN D. ROBERTS, U.S. MAGISTRATE JUDGE 5 $
$ $
5)))))))

Docket Sheet

PACER provides docket sheet information for viewing or printing. Docket sheet information includes judicial officers involved, parties and their attorneys, and docket entries identified by document number, filing date, and descriptive text. A docket entry is comprised of one or more "docketed events". For example, the filing of an order is a single docket entry, but the one order may initiate several different actions, each considered a separate event. Each docket entry has a two-part document number, the first part representing the docket entry, and the second part representing the individual events within the entry.

To access docket entries for a case, press M for the menu selection and select 1 ***Civil case list***.

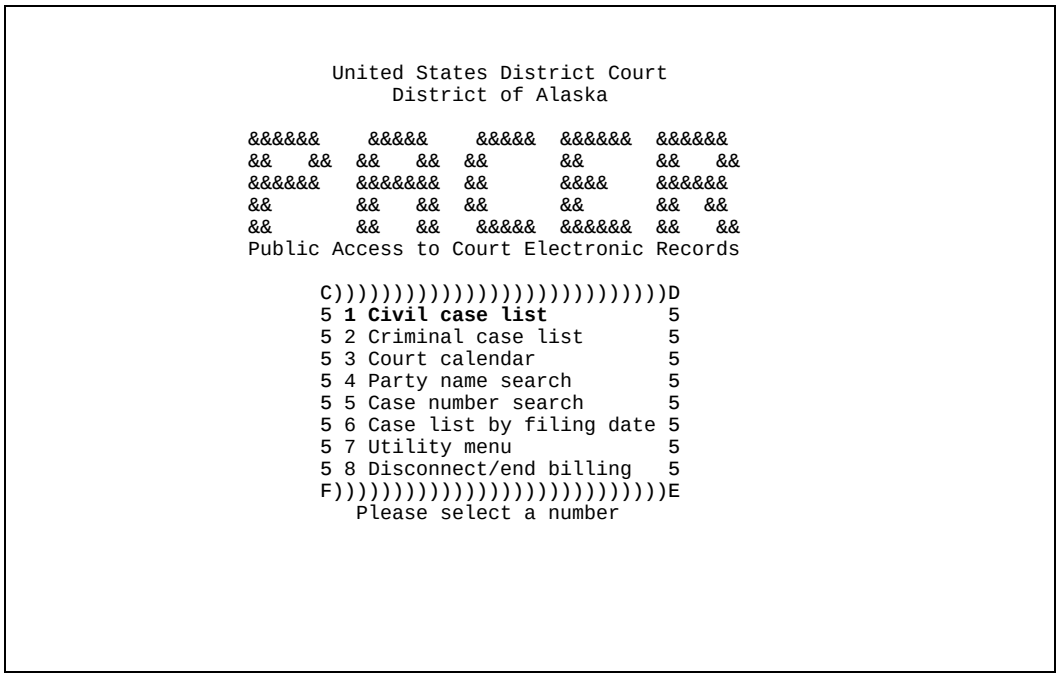

Move through the list using ↓, ↑, Esc N (PgDn), and Esc P (PgUp) (a "page" in this case is one window of information) to highlight the case you want to work with.

```
 Press 'M' for Menu, 'Q' to Quit.
                          LIST OF CIVIL CASES
  Case number          *Short Title                                  *Filed    *▾

444444444444444444444P444444444444444444444444444444444444444444444
444P44444444☎
  A69-0123--CV (AHB)   *USA V. JAMES WILLIAM DEVENEY                *09/02/69*
  A71-0001--CV (JDR)   *THIS IS A TEST CASE                         *08/02/95*
  A75-0027--CV (JMF)   *USA V DONNELLY                              *02/28/75*
  A76-0235--CV (HRH)   *USA V. JIMMIE LOCKHART                      *02/10/92*
  A79-0364--CV (JAV)   *GOULART V F/V PENGA, ET AL.                 *07/26/91*
  A80-0104--CV (AJK)   *HOGG V BRITISH                              *  /  /  *
  A80-0152--CV (JAV)   *HOTEL & RESTAURANT V BAXTER                 *01/01/80*
  A80-0372--CV (AJK)   *MUNI OF ANCH V 1.573 ACRES                  *12/05/80*
  A81-0336--CV (JMF)   *USA V ONE 1978 DATSUN, ETAL.                *  /  /  *
  A82-0086--CV (JAV)   *STATE OF ALASKA V. M/V LENOR                *03/19/82*
  A82-0160--CV (AHB)   *USA V. KENNETH W. CHASE                     *12/30/91*
  A82-0200--CV (HRH)   *STATE OF ALASKA V USA                       *05/27/72*
  A82-0202--CV (HRH)   *LACOMBE V CHENEGA                           *05/28/82*
  A82-0306--CV (JMF)   *COLLAR MARINE V SOUTHWEST AK                *  /  /  *
  A82-0369--CV (HRH)   *NATIVE VILLAGE V PUCKETT, ETAL              *07/21/92*
  A82-0479--CV (AJK)   *LESHER V INT'L MULTIFOODS                   *11/15/82*
  A83-0014--CV (AHB)   *USA V. ELZEOR J. MYRE                       *01/17/92*
  A83-0077--CV (HRH)   *PARKER V LECOURS                            *02/08/83*
  A83-0092--CV (HRH)   *MCQUIUGG V CARLIN                           *02/01/83*
  A83-0097--CV (JMF)   *PACIFIC & ARCTIC VS. UNITED                 *02/15/83*▾
▾▾☎                                                                        ▾
```

When the case is highlighted, press M for the menu and choose 5 ***Go to the Docket List for this case***.

```
                     LIST OF CIVIL CASES
  Case number          *Short Title                                  *Filed   *

444444444444444444444P444444444444444444444444444444444444444444444P444
44444P
  A69-0123--CV (       MENU FOR CASE A69-0123--CV (JWS)              *09/02/69*
  A71-0001--CV (  C)))))))))))))))))))))))))))))))))))))))))))))))D       *08/02/95*
  A75-0027--CV (  5 1 View information for this case        5       *02/28/75*
  A76-0235--CV (  5 2 View other case numbers for this case 5       *02/10/92*
  A79-0364--CV (  5 3 Print a Docket Sheet                  5       *07/26/91*
  A80-0104--CV (  5 4 Print a Court Calendar                5       *  /  /  *
  A80-0152--CV (  K)))))))))))))))))))))))))))))))))))))))))))))))M       *01/01/80*
  A80-0372--CV (  5 5 Go to the Docket List for this case   5       *12/05/80*
  A81-0336--CV (  5 6 Go to the Party List for this case    5       *  /  /  *
  A82-0086--CV (  5 7 Go to the Calendar List for this case 5       *03/19/82*
  A82-0160--CV (  K)))))))))))))))))))))))))))))))))))))))))))))))M       *12/30/91*
  A82-0200--CV (  5 8 Find another case                     5       *05/27/72*
  A82-0202--CV (  K)))))))))))))))))))))))))))))))))))))))))))))))M       *05/28/82*
  A82-0306--CV (  5 Q Quit and return to the case list      5       *  /  /  *
  A82-0369--CV (  F)))))))))))))))))))))))))))))))))))))))))))))))E       *07/21/92*
  A82-0479--CV (        Select a number or "Q" to Quit              *11/15/82*
  A83-0014--CV (AHB)   *USA V. ELZEOR J. MYRE                       *01/17/92*
  A83-0077--CV (HRH)   *PARKER V LECOURS                            *02/08/83*
  A83-0092--CV (HRH)   *MCQUIUGG V CARLIN                           *02/01/83*
  A83-0097--CV (JMF)   *PACIFIC & ARCTIC VS. UNITED                 *02/15/83*
```

The Docketed Entries list for the case will appear in a window.

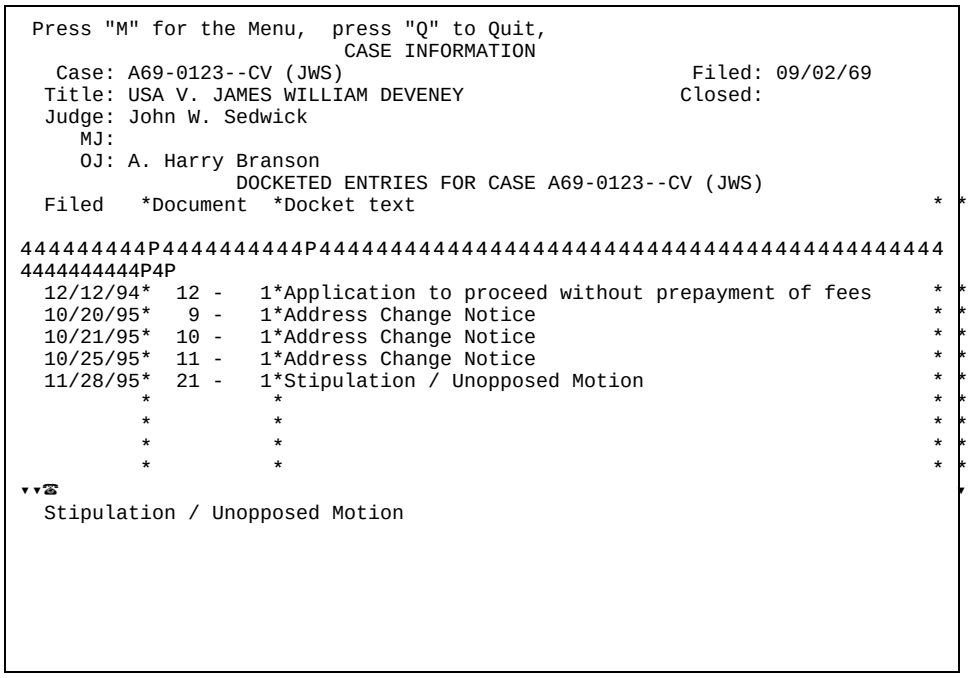

Case information appears in a window across the top of the screen, followed by the list of docket entries in order by docket number. The last (ie, most recent) event in the Docketed Entries list is highlighted. The complete docket text for the currently highlighted event appears in a window at the bottom of the screen.

The Docketed Entries list includes the following fields:

Filed

Date the document was filed.

Docket Number

10-character hyphenated document number. A docket number has two parts, separated by a hyphen: first is the primary 4-digit entry number, which may be followed by a single letter if needed to retain the proper sequence of entries, and a secondary 4-digit event number to uniquely label each event within a docket entry comprised of multiple events.

EXAMPLES: *94-1,94-2,94A-1*. Docket entry *94* is comprised of two distinct events, the first denoted as *1* and the second as *2*; document *94A* is a separate docket entry, consisting of a single event.

Docket Text

The first line of a virtually unlimited length description. The first four lines of docket text appear in a window at the bottom of the screen. A menu option, ***View the docket text for the current document***, is available to access the complete text, if the text of the entry is larger than the window.

Note the menu choices for the Docket Entries list on the screen: ***Go to the Party List for this page*** is used to see the parties involved in the highlighted docket entry or in the whole case. ***Show parties related to the current document*** is used to see all the parties involved to one specific document. ***Show documents related to the current document*** is used to show docketed events related to the currently highlighted docket entry. ***View the docket text for the current document*** is used to get an expanded view of the docket text. ***View information for this case*** provides access to coversheet information and to docketing and case management notes. ***Print a Docket sheet*** is used to print or view all or part of the docket sheet.

GO TO THE PARTY LIST FOR THIS CASE

A list of parties involved in a case or in a particular event is available while in the Docketed Entries list. Press M for the menu. A menu popup window will be displayed allowing you to choose all parties in the case, or those related to the highlighted docket entry. If you select ***Go to the Party List for this case***, you will get a list of all parties who filed in the case.

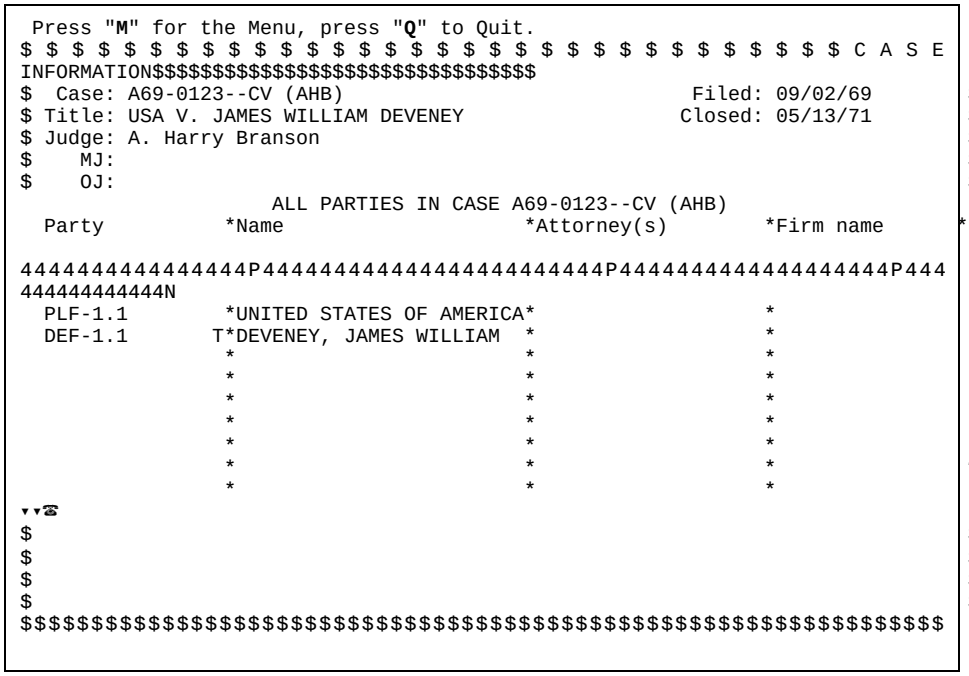

The fields displayed in the Party list are:

T

1-character code to indicate terminated from case. *T* means this party was terminated from the case. A blank means this is an active party in the case.

Type

3-character code for party type. Party types include:

PLF	plaintiff	*AEE*	appellee
DEF	defendant	*CLM*	claimant
3PP	third party plaintiff	*AMC*	amicus curiae
3DF	third party defendant	*UBR*	upset bidder
DII	defendant in intervention	*SMA*	special master
PII	plaintiff in intervention	*DIS*	disclaimer
APN	appellant	*WIT*	witness

Number

4-digit party number. Parties are assigned unique numbers within type as they are entered in the case, numbered sequentially from 1.

Party Name

60-character party name. In an alphabetical listing by name, the list is alphabetized by the first characters

of the 60-character field; if a person's name was not originally entered last name first, it will not appear in the list alphabetically by last name. Only 31 characters at a time will show. To display beyond the first 31 characters, move the cursor to the Party field using Tab. Then press → to move to the right within the party name. Press Home at any time to return the cursor to the leftmost characters in the party name.

The default order for the Party list is all plaintiffs listed sequentially first, then all defendants, and then each of the other party types. When there are many parties in a case, it may sometimes be more useful to list the parties alphabetically by name, or alphabetically by type. To change the list order, press M to activate the menu bar, choose 4 ***Change the way the party list is displayed***, and then choose the desired ordered from the list.

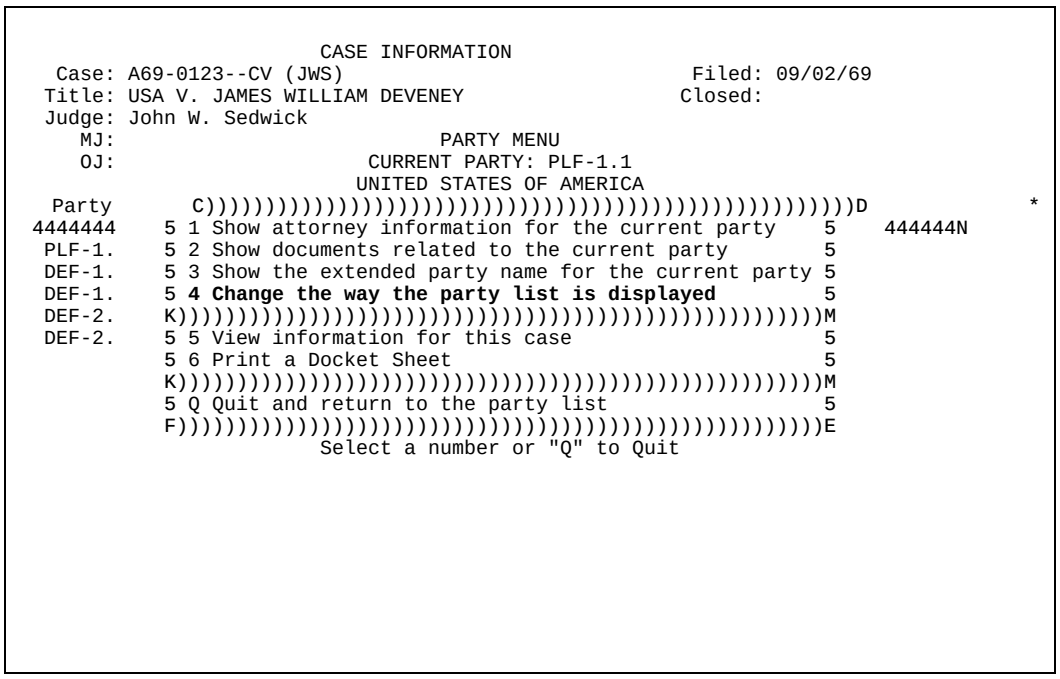

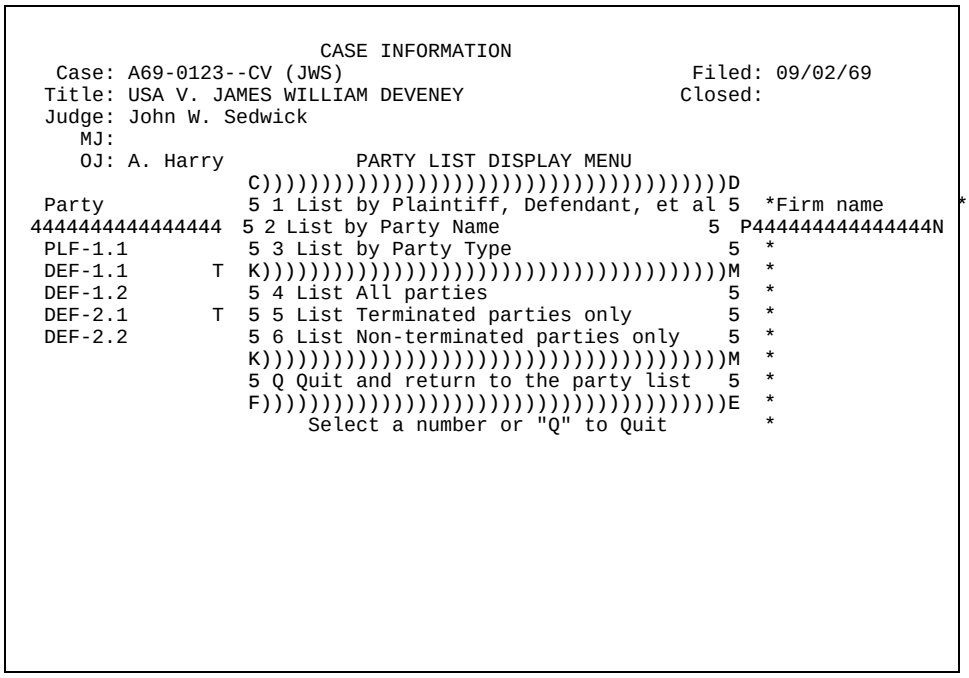

List by Plaintiff, Defendant, et al is the default order, how the list initially appears; plaintiffs are listed first, then defendants, and then each of the other party types. If you have chosen a different order, you may return the list to its original order using this option.

List by Party Name will alphabetize the list according to the Party Name field.

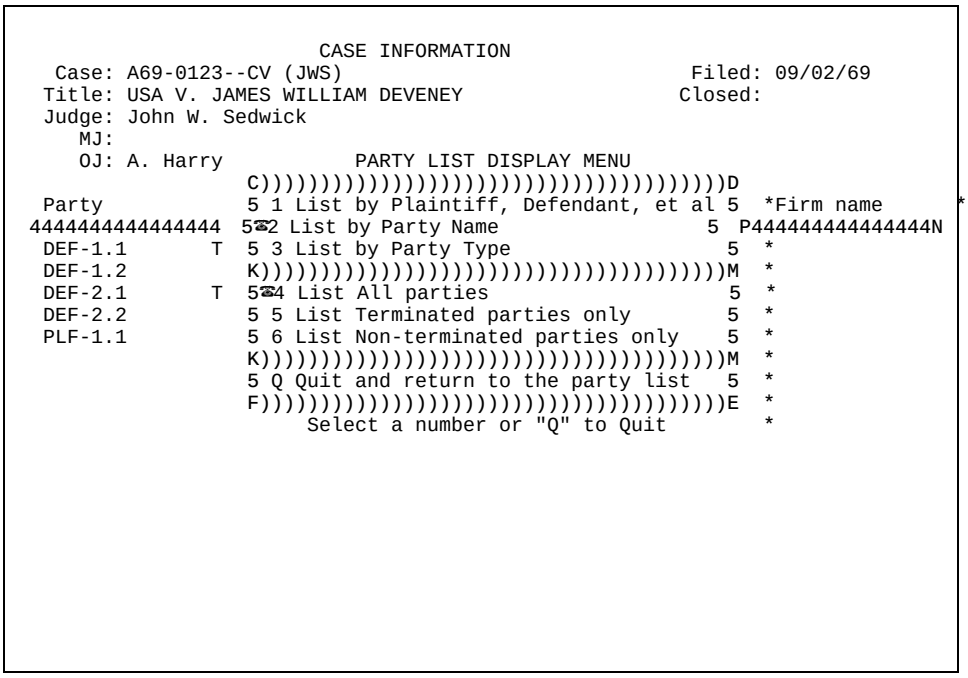

List by Party Type

This option will list alphabetically by party type, and by party number within each type.

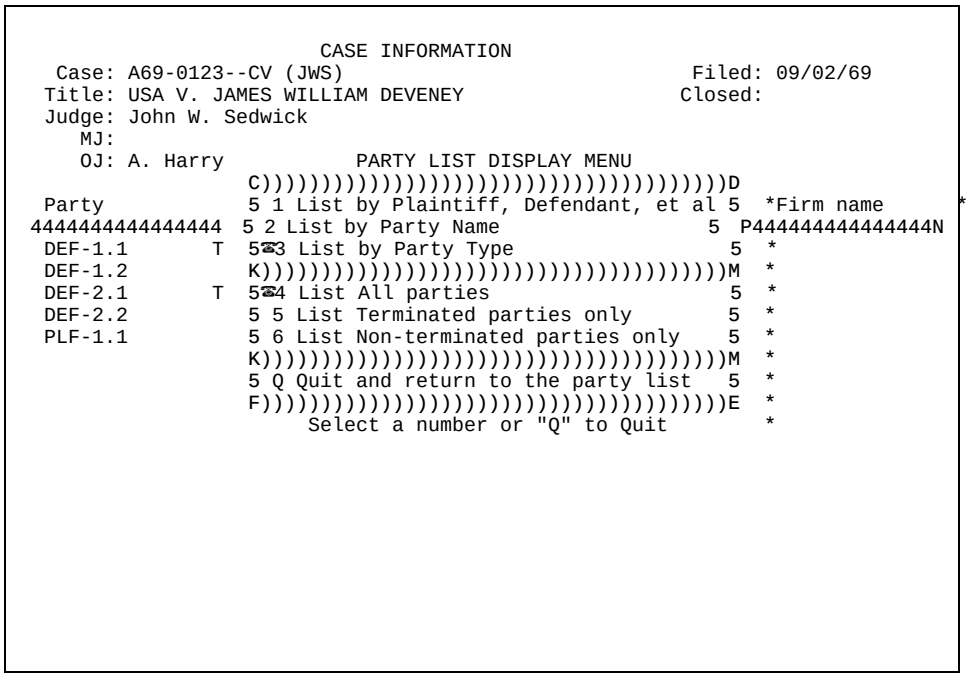

To return to the Docket Entries list after viewing parties, press Q any time while in the Parties list.

Show Parties Related to the current document

To see the parties related to the highlighted entry in the Docket list press M for the menu, select 2 ***Show parties related to this document***. If related parties to the current document highlighted entry are found, their name will be listed.

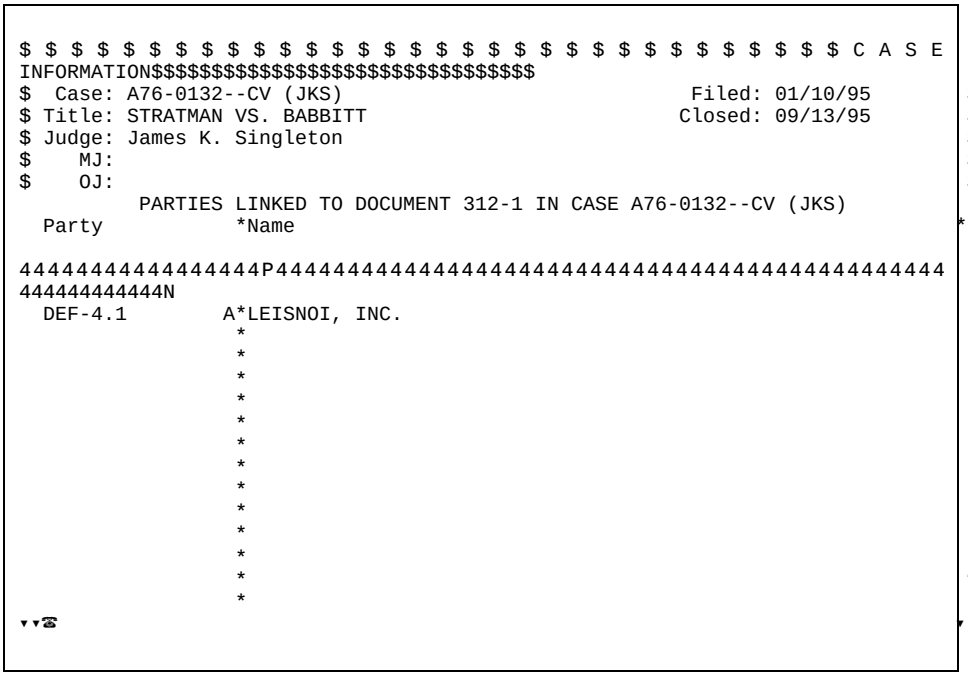

SHOW DOCUMENTS RELATED TO THE CURRENT DOCUMENT

When viewing a case, it may be useful to see if any oppositions or replies have been filed. The oppositions and replies are considered "related" or "linked" documents to the motion. The menu choice 3 ***Show documents related to the current document*** of the Docket Entries list provides access to a list of related documents.

To see related documents, highlight the case you want to work with in the Docketed Entries list. Press M to activate the menu bar and choose 3 Show documents. If related documents to the currently highlighted entry are found, their docket entries will be listed.

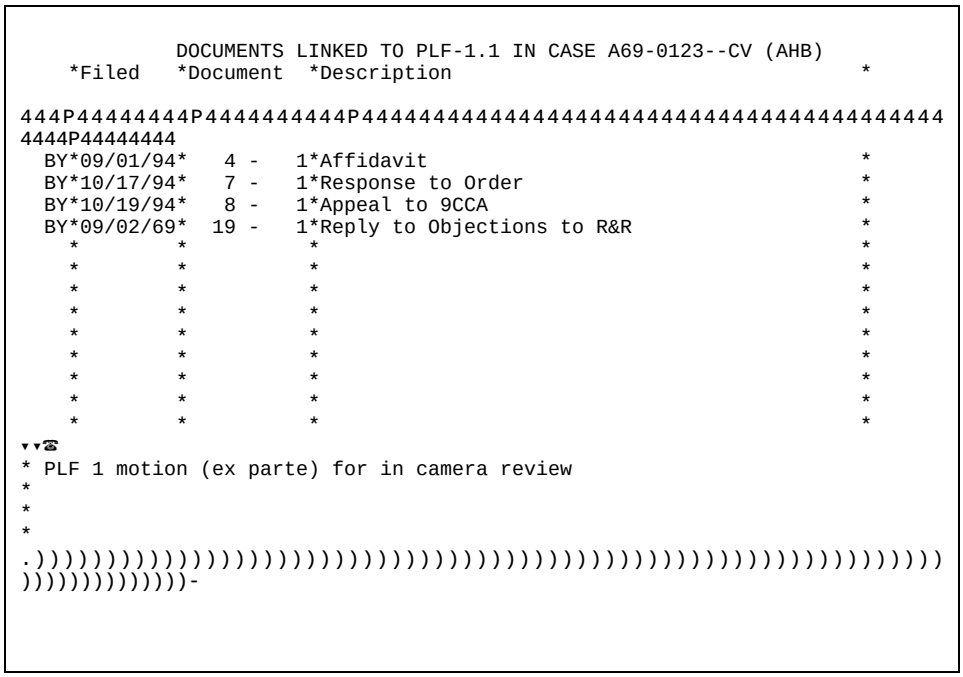

If no related documents are found, a message will appear on the screen.

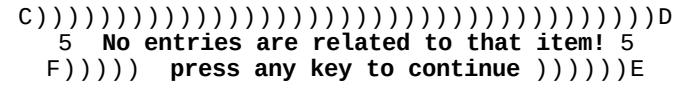

VIEW THE DOCKET TEXT FOR THE CURRENT DOCUMENT

If the docket text, a field of virtually unlimited length, is larger than the DOCKET TEXT window, the window may be enlarged, or "zoomed" so you may see as much text as possible on the screen. To enlarge the window, press M to activate the menu then choose 4 ***View the docket text for the current document***.

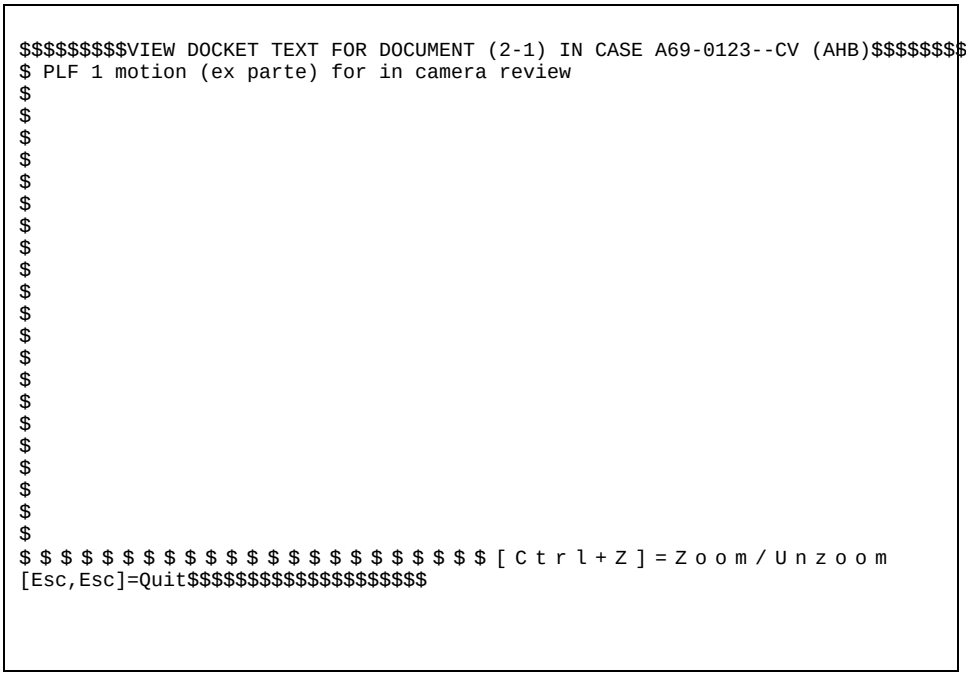

You may use Esc N (PgDn) and Esc P (PgUp) to scroll through the complete docket text. Press Q to return to the Docket Entries list.

VIEW INFORMATION FOR THIS CASE

By selecting the View information for this case option, it provides the coversheet information and the docketing and case management notes.

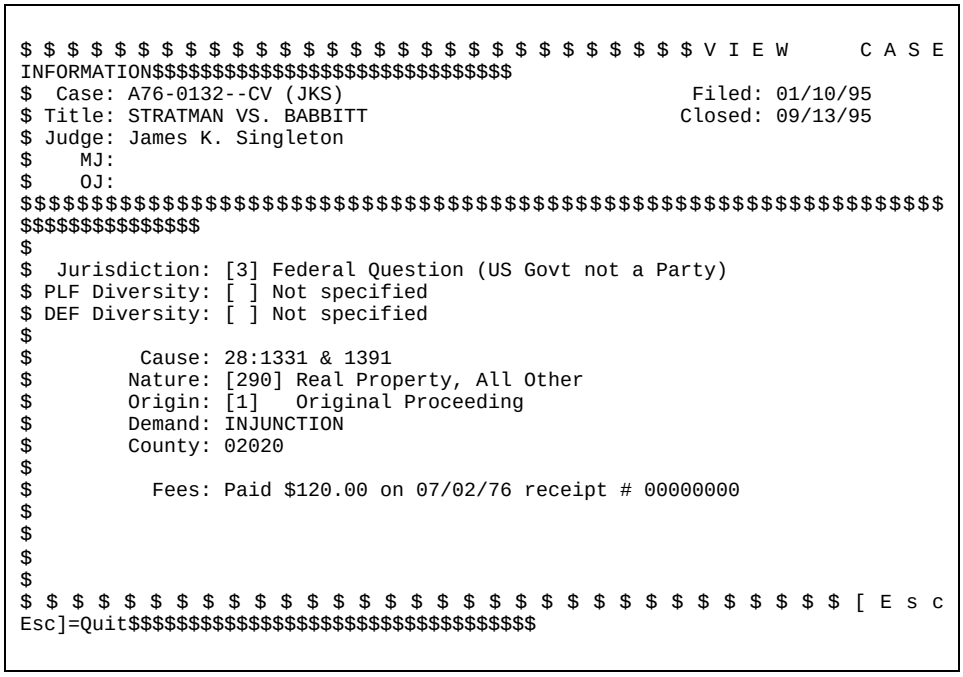
$ V I E W C A S E INFORMATION$$$$$$$$$$$$$$$$$$$$$$$$$$$$$$$$
$ Case: A76-0132--CV (JKS) Filed: 01/10/95 $
$ Title: STRATMAN VS. BABBITT Closed: 09/13/95 $
$ Judge: James K. Singleton $
$ MJ: $
$ OJ: $
$$$$$$$$$$$$$$$$$$$

PRINT A DOCKET SHEET

The Docket Entry List menu choice 6 is used to print the docket sheet. A full docket sheet consists of basic case information, a list of parties and attorneys, and the list of docketed events.

To print the docket sheet for a case, highlight the case in the Civil Case list, press M to activate the menu then choose 6 ***Print a Docket Sheet***. Or, from the Docket Entries list, press M to activate the menu then choose 6 ***Print a Docket Sheet***; you are already working with a specific case.

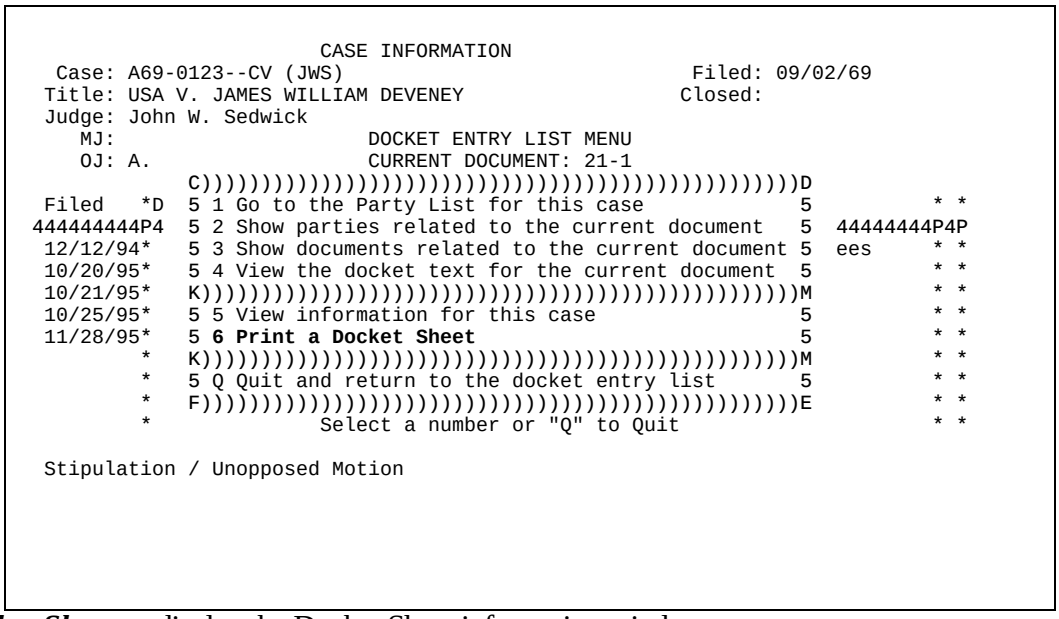

Select ***Docket Sheet*** to display the Docket Sheet information window.

Press Tab to move from field to field among the report options. Use ↑ or ↓ key to highlight the option and press Enter to select. The complete docket sheet report has two parts, either of which may be omitted; the first part is a list of parties and their attorneys, the second part is the list of docket entries. A docket entry starting date and/or ending date is optional; leaving the dates blank will allow printing of all docket entries. You may view the report in a window on the screen before printing it (or instead of printing it) by selecting the report destination. When the desired parameters are selected, press Esc 2 to generate the docket sheet, or press Esc Esc to cancel the report and return to the Docket Entries list.

If you choose to view the report before printing, it will appear in a window on the screen.

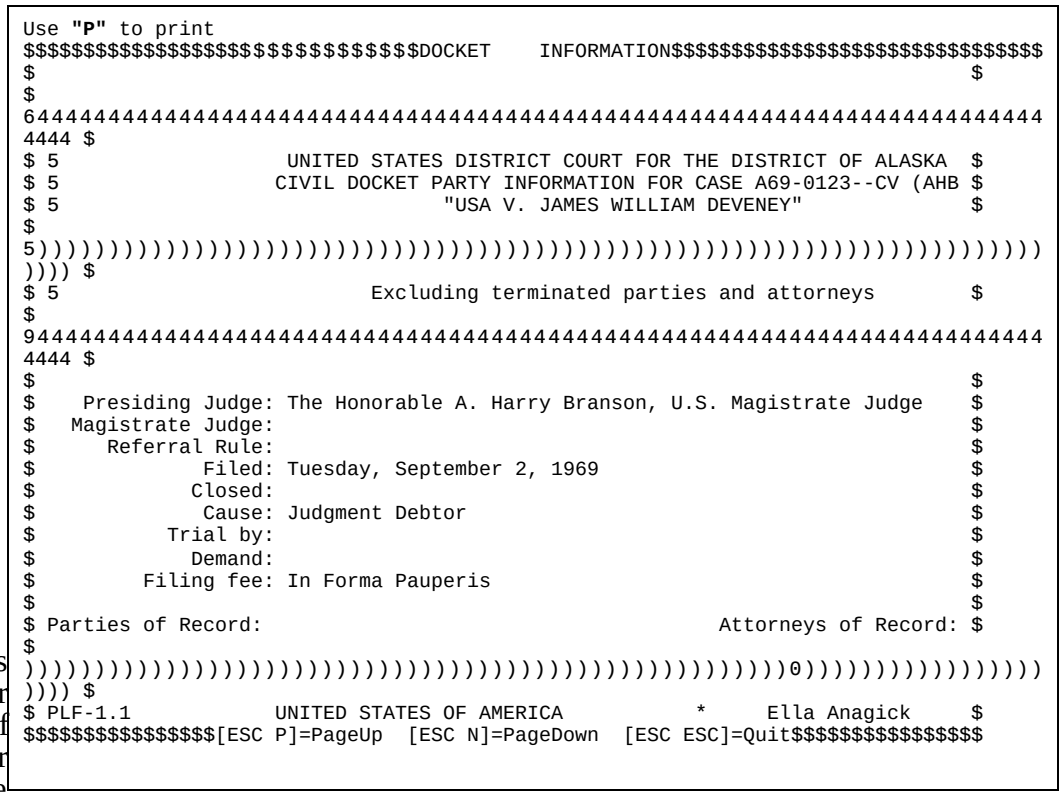

```
Use "P" to print
$$$$$$$$$$$$$$$$$$$$$$$$$$$$$$$$DOCKET    INFORMATION$$$$$$$$$$$$$$$$$$$$$$$$$$$$$$$
$                                                                                $
$
6444444444444444444444444444444444444444444444444444444444444444444444444
4444 $
$ 5                  UNITED STATES DISTRICT COURT FOR THE DISTRICT OF ALASKA  $
$ 5                 CIVIL DOCKET PARTY INFORMATION FOR CASE A69-0123--CV (AHB $
$ 5                               "USA V. JAMES WILLIAM DEVENEY"             $
$
5))))))))))))))))))))))))))))))))))))))))))))))))))))))))))))))))))))))))))))
)))) $
$ 5                         Excluding terminated parties and attorneys        $
$
9444444444444444444444444444444444444444444444444444444444444444444444444
4444 $
$                                                                                $
$    Presiding Judge: The Honorable A. Harry Branson, U.S. Magistrate Judge    $
$   Magistrate Judge:                                                            $
$      Referral Rule:                                                            $
$              Filed: Tuesday, September 2, 1969                                 $
$             Closed:                                                            $
$              Cause: Judgment Debtor                                            $
$           Trial by:                                                            $
$             Demand:                                                            $
$         Filing fee: In Forma Pauperis                                          $
$                                                                                $
$ Parties of Record:                                      Attorneys of Record: $
$
))))))))))))))))))))))))))))))))))))))))))))))))))))))))))0))))))))))))))))
)))) $
$ PLF-1.1            UNITED STATES OF AMERICA           *     Ella Anagick     $
$$$$$$$$$$$$$$$$[ESC P]=PageUp  [ESC N]=PageDown  [ESC ESC]=Quit$$$$$$$$$$$$$$$$
```

Since it is designed for a sheet of paper larger than the screen, the full report will not be visible in the window. Use ↓, ↑, Esc N (PgDn), and Esc P (PgUp) to move around in the window. Press End to move to the end of the current line, and Home to move to the beginning of the current line. Press Esc C E (Ctrl End) to move to the end of the report, or Esc C H (Ctrl Home) to move to the beginning of the report. If you do not need to print the report, press Esc Esc to return to the Docket Entries list.

To print the report, press P then select the appropriate printer option.

If the report is going to be printed in a court printer, a box will pop-up on the screen with the total page count, cost per page and the total cost to print the page(s). The system will also prompt for your name. Please type in accordingly.

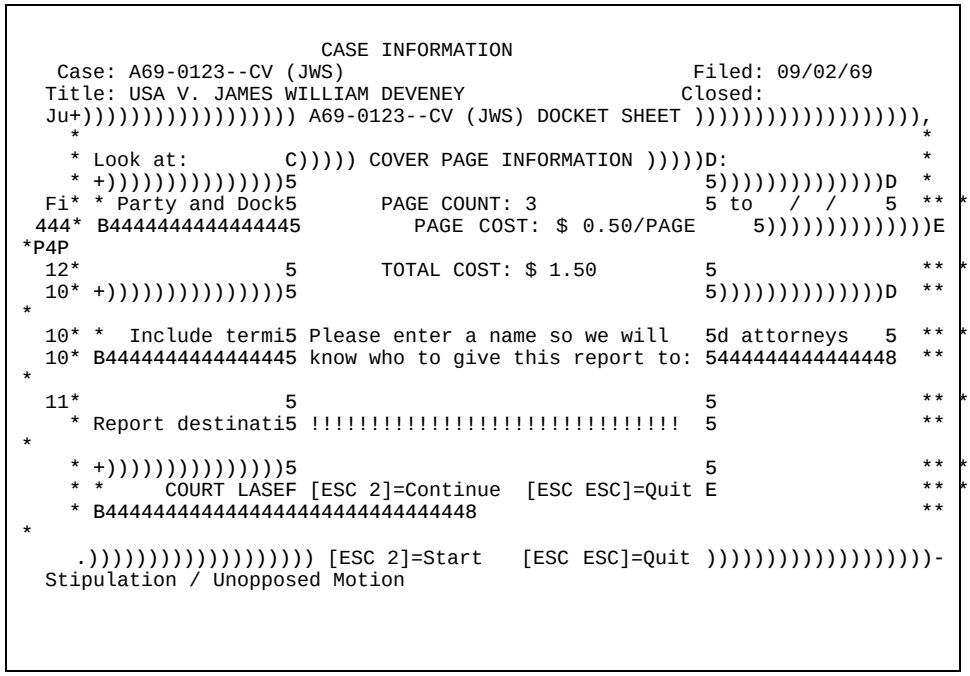

A representation of the Docket Sheet Report appears on the following pages.

```
6444444444444444444444444444444444444444444444444444444444444444444444444444444444444444444447
5                  UNITED STATES DISTRICT COURT FOR THE DISTRICT OF ALASKA                  5
5                 CIVIL DOCKET PARTY INFORMATION FOR CASE A69-0123--CV (AHB)                5
5                              "USA V. JAMES WILLIAM DEVENEY"                               5
5)))))))))))))))))))))))))))))))))))))))))))))))))))))))))))))))))))))))))))))))))))))))))))))))5
5                          Excluding terminated parties and attorneys                       5
9444444444444444444444444444444444444444444444444444444444444444444444444444444444444444444448

   Presiding Judge: The Honorable A. Harry Branson, U.S. Magistrate Judge
  Magistrate Judge:
     Referral Rule:
             Filed: Tuesday, September 2, 1969
            Closed:
             Cause: Judgment Debtor
          Trial by:
            Demand:
        Filing fee: In Forma Pauperis

Parties of Record:                                    Attorneys of Record:
))))))))))))))))))))))))))))))))))))))))))))))))))))))0)))))))))))))))))))))))))))))))))))))))))
PLF-1.1           UNITED STATES OF AMERICA           *     Ella Anagick
                                                     *     501 West Northern Lights Blvd.
                                                     *     Suite 207
                                                     *     Anchorage, AK 99503
                                                     *     907-277-2806
                                                     *     FAX 907-274-5736
                                                     *
DEF-1.1           DEVENEY, JAMES WILLIAM             *
                                                     *
DEF-1.2           KOLOWSKI, VIOLET                   *     Garry Wallan
                                                     *     Garry's Gavel Busters
                                                     *     12345 Happy Street
                                                     *     Suite 123
                                                     *     Anchorage, AK 99500-0000
                                                     *     907-555-0000
                                                     *     FAX 907-555-9999
                                                     *
DEF-2.1           SMILEY, JAN                        *
                                                     *
DEF-2.2                                              *     Garry Wallan
                                                     *     (see above)
                                                     *

PACER/T: R_DKTPL          As of Thursday, August 31, 1995 at 12:57 PM by USERNAME          Page 1
```

```
6444444444444444444444444444444444444444444444444444444444444444444444444444447
5             UNITED STATES DISTRICT COURT FOR THE DISTRICT OF ALASKA             5
5                 CIVIL DOCKET ENTRIES FOR CASE A69-0123--CV (AHB)                5
5                        "USA V. JAMES WILLIAM DEVENEY"                           5
5)))))))))))))))))))))))))))))))))))))))))))))))))))))))))))))))))))))))))))))))5
5                                For all filing dates                             5
9444444444444444444444444444444444444444444444444444444444444444444444444444448

  Presiding Judge: The Honorable A. Harry Branson, U.S. Magistrate Judge
 Magistrate Judge:
    Referral Rule:
            Filed: Tuesday, September 2, 1969
           Closed:


 Document #  Filed     Docket text
 ))))))))))  ))))))))  ))))))))))))))))))))))))))))))))))))))))))))))))))))))))))
   13 -   1  09/02/69  Complaint filed; Summons issued.

   14 -   1  09/02/69  DEF 1 motion for TRO w/att exhibits

   15 -   1  09/02/69  PLF 1 opposition to DEF 1 motion for TRO w/att exhibits
                       (14-1)

   16 -   1  09/02/69  DEF 2 reply to opposition to DEF 1 motion for TRO w/att
                       exhibits (14-1)

    2 -   1  08/01/94  PLF 1 motion (ex parte) for in camera review

    3 -   1  08/01/94  See R&R below (plaintiff to show cause why case should not
                       be dismiss)

    3 -   2  08/01/94  Initial R&R re: re: plaintiff to show cause why case should
                       not be dismissed (3-1). Objections due 09/01/94.

    4 -   1  09/01/94  PLF 1 financial Affidavit

    5 -   1  09/13/94  See R&R below [case should be dismissed]

    5 -   2  09/13/94  Initial R&R re: [case should be dismissed] (5-1). Objections
                       due 09/23/94. Reply due 10/03/94.

    6 -   1  09/13/94  See R&R below [case should be dismissed]

    7 -   1  10/17/94  PLF 1 Response to Order entered 10/1/94.

    8 -   1  10/19/94  PLF 1 Appeal to 9CCA.

   12 -   1  12/12/94  Application to proceed without prepayment of fees




PACER/T: R_DKTDL             As of 08/31/95 at 12:57 PM by USERNAME           Page 1
```

Parties

To access the parties in a case, highlight the case in the Civil Case list, press M for the menu and choose 6 ***Go to the Party list for this case***.

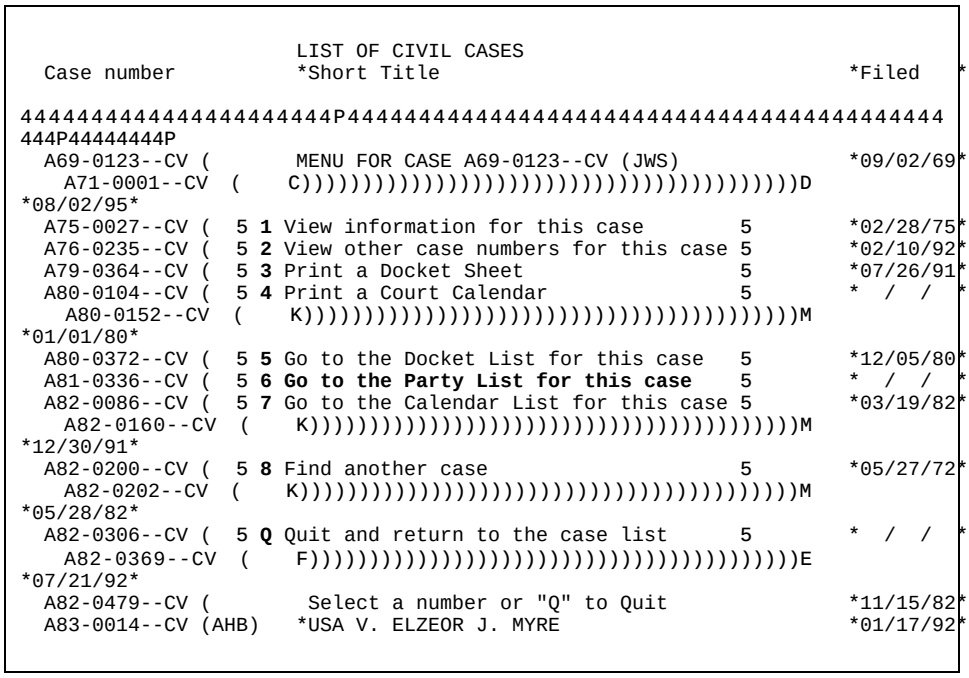

Basic information about the case and a list of the parties will be presented.

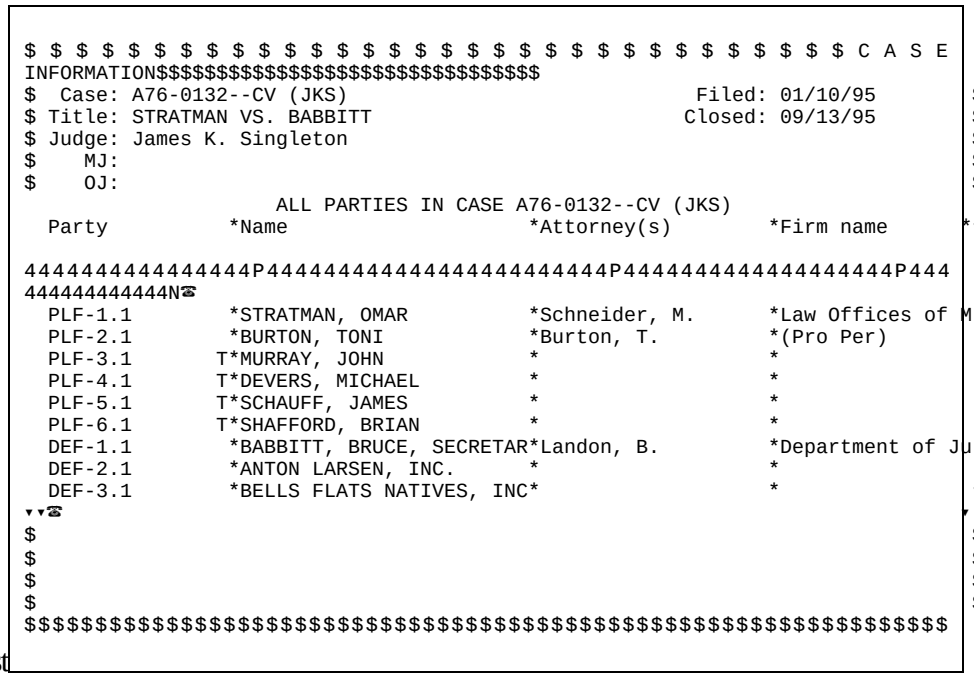

```
$ $ $ $ $ $ $ $ $ $ $ $ $ $ $ $ $ $ $ $ $ $ $ $ $ $ $ $ $ $ C A S E
INFORMATION$$$
```

Party Name

60-character party name. Only 31 characters at a time will show. To display beyond the first 31 characters, move the cursor to the Party field using Tab|. Then press → to move to the right within the party name. Press Home at any time to return the cursor to the leftmost characters in the party name.

Note the menu choices for the Party list screen: ***Show attorney information for the current party*** provides detailed attorney information. ***Show documents related to the current party*** provides access to documents linked to the party/case. ***Show the extended party name for the current party*** provides access to the box containing the supplementary party information. ***Change the way the party list is displayed*** is used to rearrange the Party list shown in the window. ***View information for this case*** provides access to coversheet information and to docketing and case management notes. ***Print a docket sheet*** is used to print the docket report.

SHOW ATTORNEY INFORMATION FOR THE CURRENT PARTY

This option will display information about the attorney of the highlighted party.

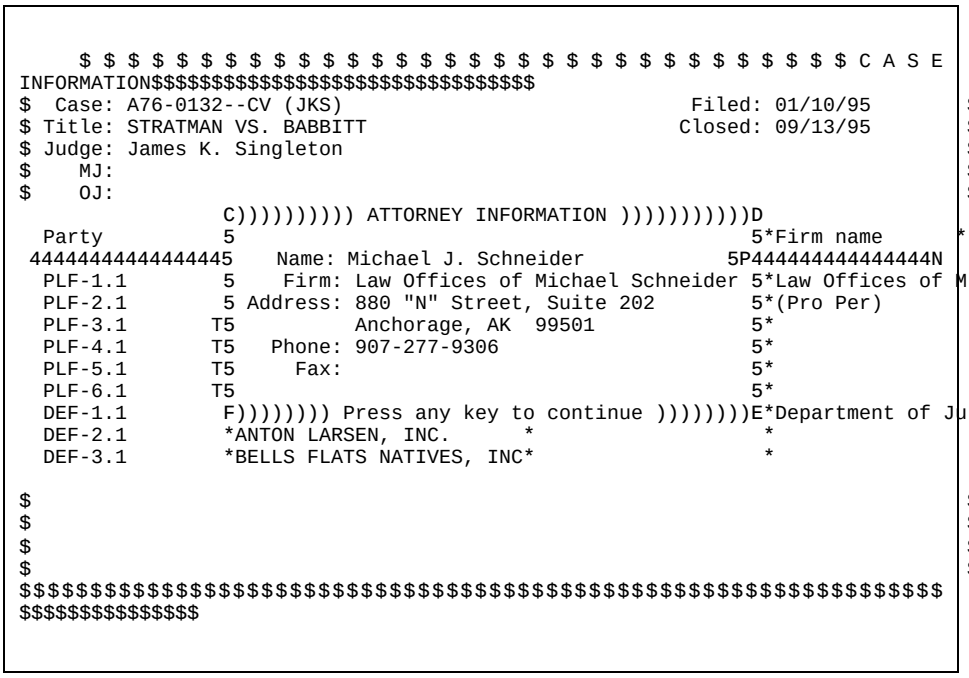
$ C A S E
INFORMATION$$$$$$$$$$$$$$$$$$$$$$$$$$$$$$$$$$$$
$ Case: A76-0132--CV (JKS) Filed: 01/10/95 $
$ Title: STRATMAN VS. BABBITT Closed: 09/13/95 $
$ Judge: James K. Singleton $
$ MJ: $
$ OJ: $
C)))))))))) ATTORNEY INFORMATION))))))))))D
Party 5 5*Firm name *
4444444444444445 Name: Michael J. Schneider 5P444444444444444N
PLF-1.1 5 Firm: Law Offices of Michael Schneider 5*Law Offices of M
PLF-2.1 5 Address: 880 "N" Street, Suite 202 5*(Pro Per)
PLF-3.1 T5 Anchorage, AK 99501 5*
PLF-4.1 T5 Phone: 907-277-9306 5*
PLF-5.1 T5 Fax: 5*
PLF-6.1 T5 5*
DEF-1.1 F)))))))) Press any key to continue))))))))E*Department of Ju
DEF-2.1 *ANTON LARSEN, INC. * *
DEF-3.1 *BELLS FLATS NATIVES, INC* *
$ $
$ $
$ $
$ $
$$$$$$$$$$$$$$$$$$$

SHOW DOCUMENTS RELATED TO THE CURRENT PARTY

This option is used to show docketed events related to the currently highlighted party.

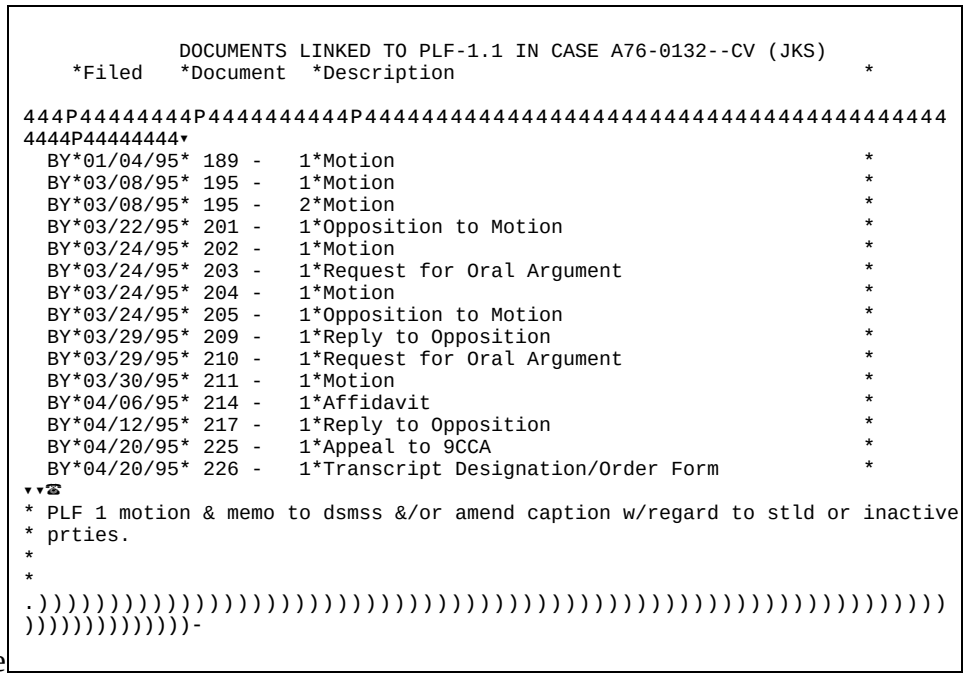

```
            DOCUMENTS LINKED TO PLF-1.1 IN CASE A76-0132--CV (JKS)
    *Filed   *Document  *Description                                  *

444P44444444P4444444444P444444444444444444444444444444444444444444
4444P44444444
  BY*01/04/95* 189 -   1*Motion                                      *
  BY*03/08/95* 195 -   1*Motion                                      *
  BY*03/08/95* 195 -   2*Motion                                      *
  BY*03/22/95* 201 -   1*Opposition to Motion                        *
  BY*03/24/95* 202 -   1*Motion                                      *
  BY*03/24/95* 203 -   1*Request for Oral Argument                   *
  BY*03/24/95* 204 -   1*Motion                                      *
  BY*03/24/95* 205 -   1*Opposition to Motion                        *
  BY*03/29/95* 209 -   1*Reply to Opposition                         *
  BY*03/29/95* 210 -   1*Request for Oral Argument                   *
  BY*03/30/95* 211 -   1*Motion                                      *
  BY*04/06/95* 214 -   1*Affidavit                                   *
  BY*04/12/95* 217 -   1*Reply to Opposition                         *
  BY*04/20/95* 225 -   1*Appeal to 9CCA                              *
  BY*04/20/95* 226 -   1*Transcript Designation/Order Form           *
☎
* PLF 1 motion & memo to dsmss &/or amend caption w/regard to stld or inactive *
* prties.                                                                      *
*                                                                              *
*                                                                              *
.))))))))))))))))))))))))))))))))))))))))))))))))))))))))))))))))))))))))))))
)))))))))))))-
```

To return to the Docket Entries list after viewing the documents, press Q or Esc Esc.

SHOW THE EXTENDED PARTY NAME FOR THE CURRENT PARTY

The option is used to show the list of secondary name(s), alias or aka of the current party if there is any. If no extended party name, the screen will look like the following:

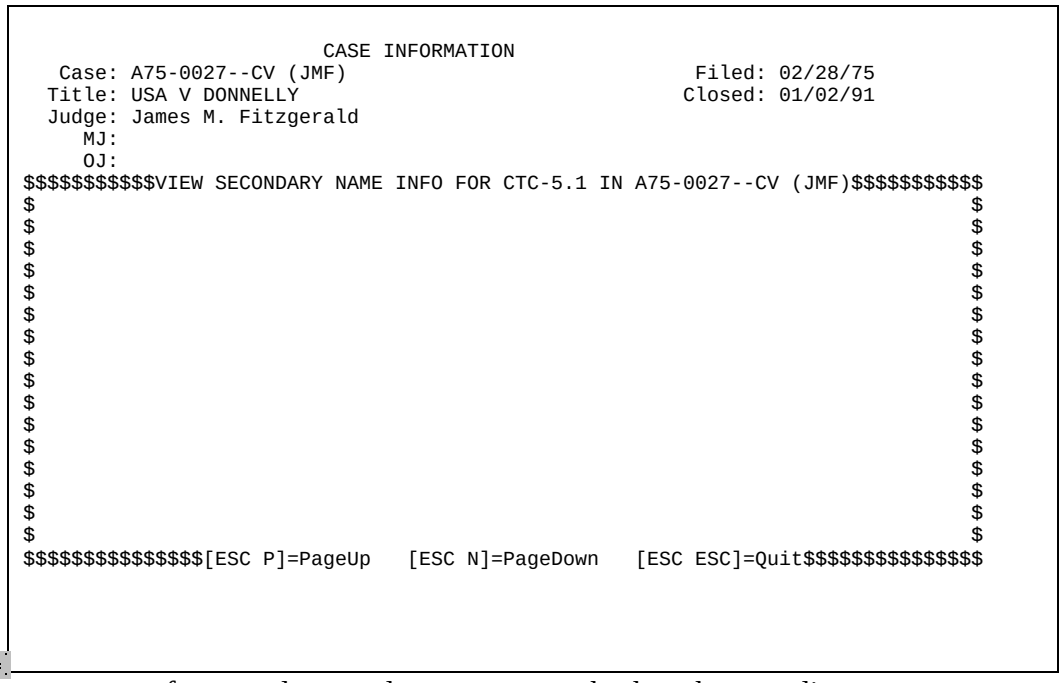

Use Esc P for page up, Esc N for page down and Esc Esc to go back to the party list.

CHANGE THE WAY THE PARTY LIST IS DISPLAYED

The default order for the Party list is all plaintiffs listed sequentially by party number first, then all defendants, and then each of the other party types. When there are many parties in a case, it may be more useful to list the parties alphabetically by name, or alphabetically by type. The menu option 4 ***Change the way the party list is displayed*** will show the parties in a different order.

To change the order of the Party list, press M to activate the menu then choose 4 ***Change the way the party list is displayed***, and then choose the desired ordered from the List popup. The current List order can be determined by looking at the List popup: the current setting is indicated by a ☎.

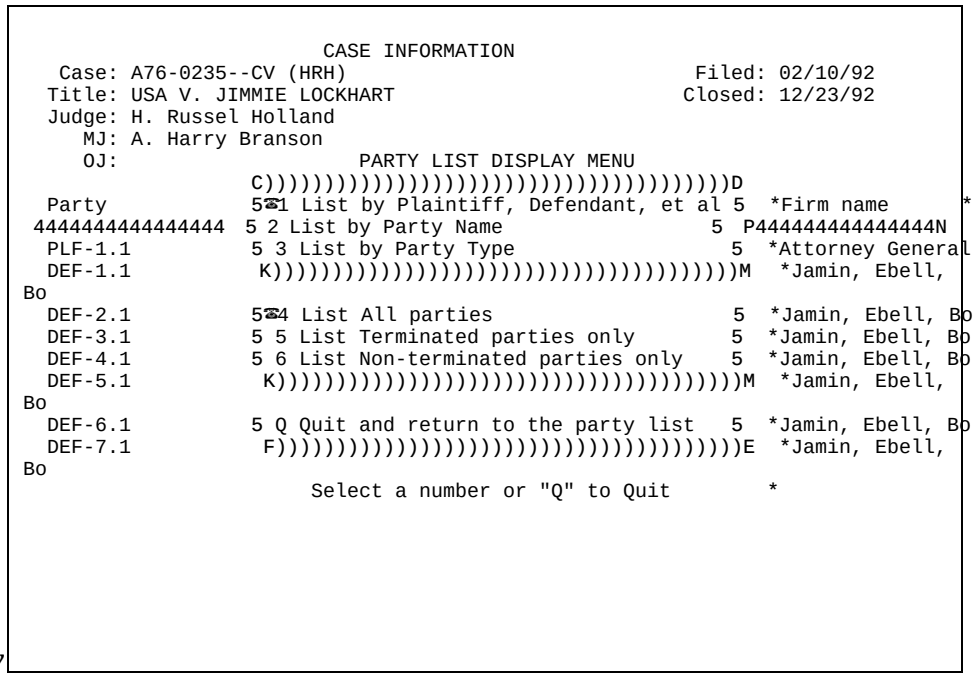

List by Plaintiff, Defendant, et al is the default order as shown above, how the list initially appears; plaintiffs are listed first, then defendants, and then each of the other party types. If you have chosen a different order, you may use this option to return the list to its original order.

Party Name will alphabetize the list by Party Name. PACER alphabetizes from left to right, including special characters such as apostrophes, and does not distinguish between persons or objects such as marine vessels or land.

Here is the list in Party Name order:

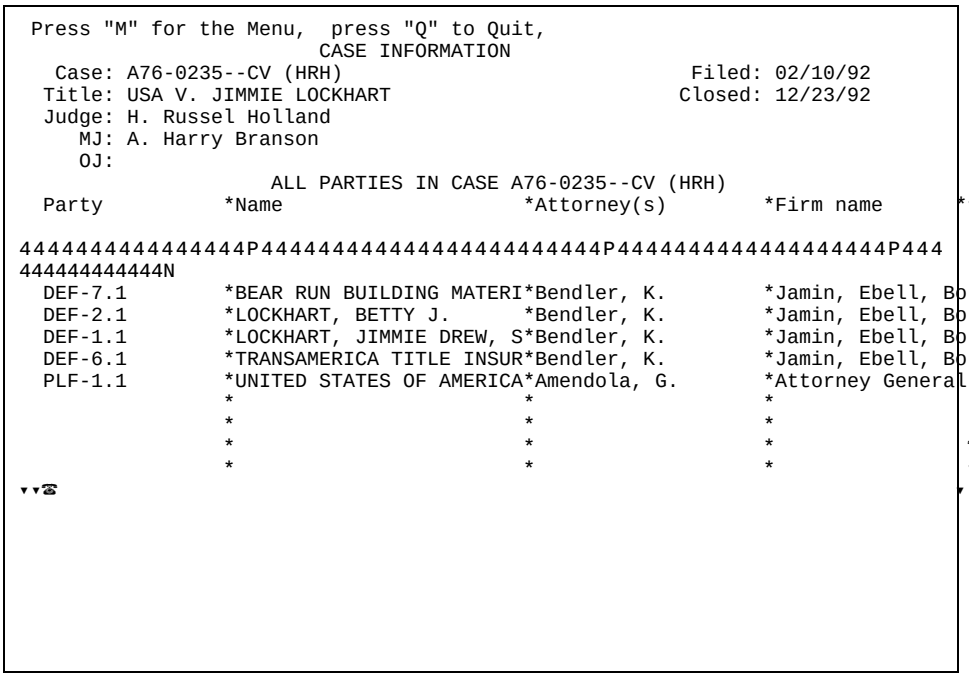

```
 Press "M" for the Menu,  press "Q" to Quit,
                        CASE INFORMATION
   Case: A76-0235--CV (HRH)                              Filed: 02/10/92
  Title: USA V. JIMMIE LOCKHART                         Closed: 12/23/92
  Judge: H. Russel Holland
     MJ: A. Harry Branson
     OJ:
                    ALL PARTIES IN CASE A76-0235--CV (HRH)
  Party          *Name                    *Attorney(s)        *Firm name      *▾

444444444444444P444444444444444444444444P444444444444444444P444
444444444444N
  DEF-7.1        *BEAR RUN BUILDING MATERI*Bendler, K.        *Jamin, Ebell, Bo
  DEF-2.1        *LOCKHART, BETTY J.      *Bendler, K.        *Jamin, Ebell, Bo
  DEF-1.1        *LOCKHART, JIMMIE DREW, S*Bendler, K.        *Jamin, Ebell, Bo
  DEF-6.1        *TRANSAMERICA TITLE INSUR*Bendler, K.        *Jamin, Ebell, Bo
  PLF-1.1        *UNITED STATES OF AMERICA*Amendola, G.       *Attorney General
                 *                        *                   *
                 *                        *                   *
                 *                        *                   *                ☎
                 *                        *                   *                ▾
▾▾☎                                                                            ▾
```

Party Type will list alphabetically by party type, and by party number within each type. Here is the same list in Party Type order:

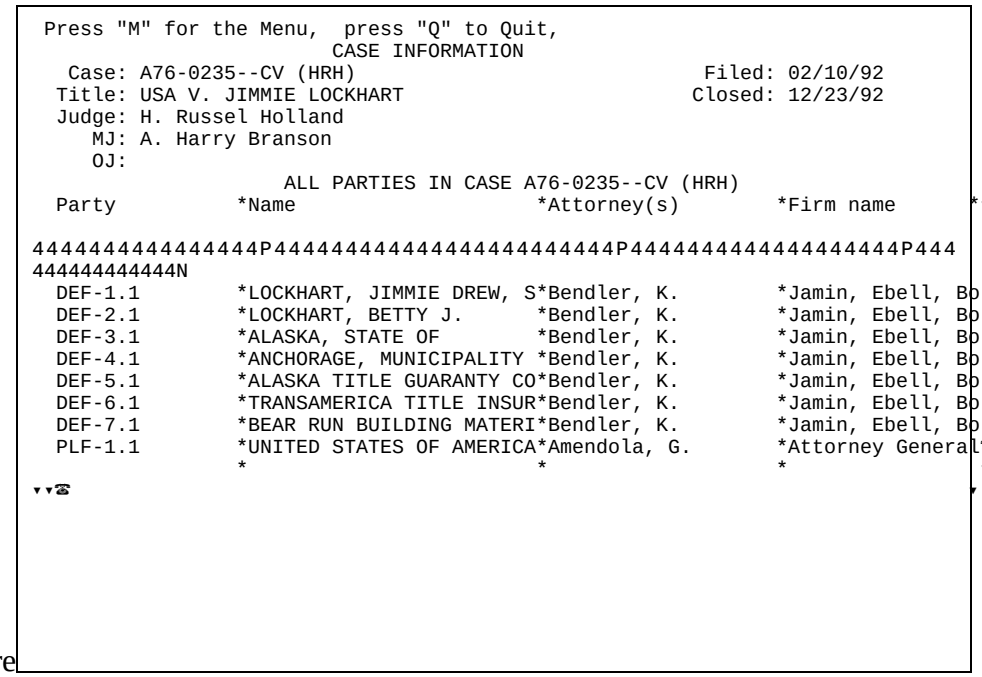

```
 Press "M" for the Menu,  press "Q" to Quit,
                        CASE INFORMATION
   Case: A76-0235--CV (HRH)                              Filed: 02/10/92
  Title: USA V. JIMMIE LOCKHART                         Closed: 12/23/92
  Judge: H. Russel Holland
     MJ: A. Harry Branson
     OJ:
                     ALL PARTIES IN CASE A76-0235--CV (HRH)
  Party          *Name                    *Attorney(s)        *Firm name       *▾

444444444444444P444444444444444444444444P444444444444444444P444
444444444444N
  DEF-1.1        *LOCKHART, JIMMIE DREW, S*Bendler, K.        *Jamin, Ebell, Bo
  DEF-2.1        *LOCKHART, BETTY J.      *Bendler, K.        *Jamin, Ebell, Bo
  DEF-3.1        *ALASKA, STATE OF        *Bendler, K.        *Jamin, Ebell, Bo
  DEF-4.1        *ANCHORAGE, MUNICIPALITY *Bendler, K.        *Jamin, Ebell, Bo
  DEF-5.1        *ALASKA TITLE GUARANTY CO*Bendler, K.        *Jamin, Ebell, Bo
  DEF-6.1        *TRANSAMERICA TITLE INSUR*Bendler, K.        *Jamin, Ebell, Bo
  DEF-7.1        *BEAR RUN BUILDING MATERI*Bendler, K.        *Jamin, Ebell, Bo
  PLF-1.1        *UNITED STATES OF AMERICA*Amendola, G.       *Attorney General☎
                 *                        *                   *                ▾
▾▾☎                                                                            ▾
```

When you are finished viewing parties, press Esc Esc to return to the Civil Case list.

VIEW INFORMATION FOR THIS CASE

This option provides the coversheet information and the docketing and case management notes.

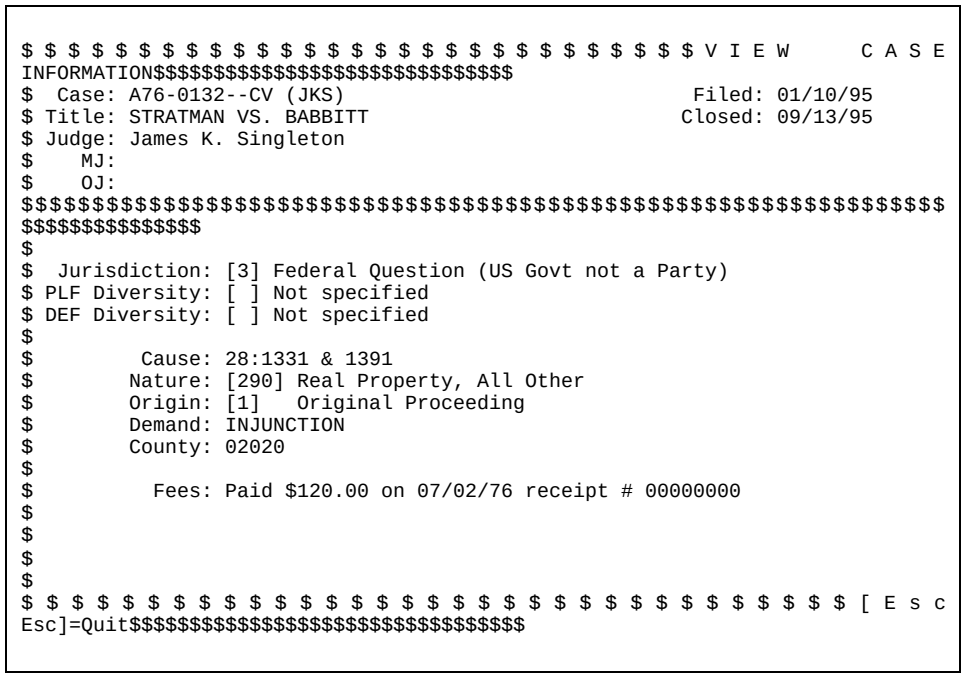
$ V I E W C A S E
INFORMATION$$$$$$$$$$$$$$$$$$$$$$$$$$$$$$$$
$ Case: A76-0132--CV (JKS) Filed: 01/10/95 $
$ Title: STRATMAN VS. BABBITT Closed: 09/13/95 $
$ Judge: James K. Singleton $
$ MJ: $
$ OJ: $
$$$$$$$$$$$$$$$$$$$

PRINT A DOCKET SHEET

Print a docket sheet option will print a full docket sheet consists of basic case information, a list of parties and attorneys, and the list of docketed events.

To print a docket sheet, press M to activate the menu then press 6 ***Print a Docket Sheet***; you are already working with a specific case.

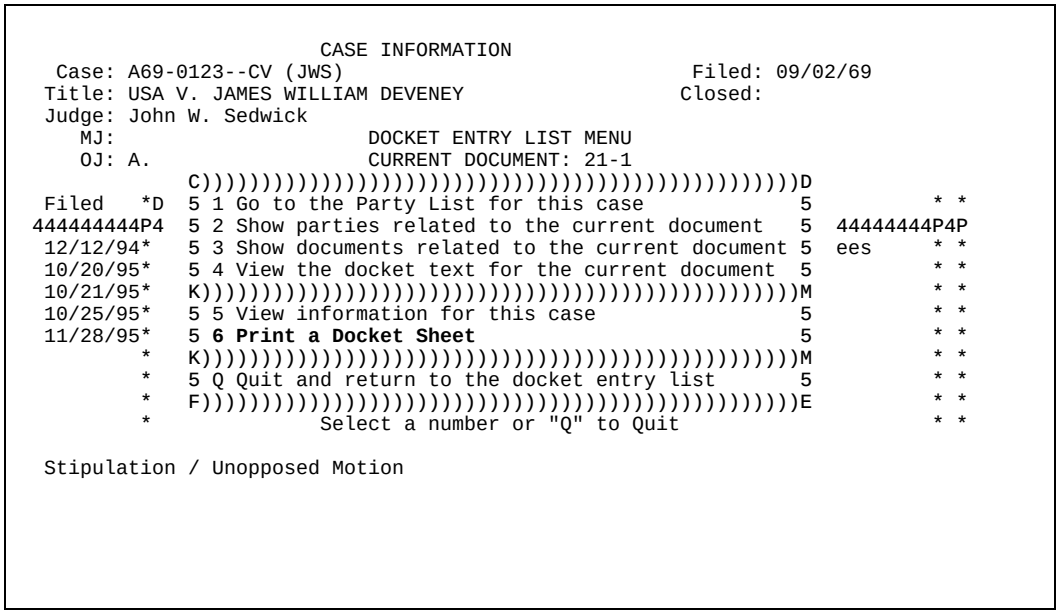

Select ***Docket Sheet*** to display the Docket Sheet information window.

Press Tab to move from field to field among the report options. Use ↑ or ↓ key to highlight the option and hit to select. The complete docket sheet report has two parts, either of which may be omitted; the first part is a list of parties and their attorneys, the second part is the list of docket entries. A docket entry starting date and/or ending date is optional; leaving the dates blank will allow printing of all docket entries. You may view the report in a window on the screen before printing it (or instead of printing it) by selecting the report destination. When the desired parameters are selected, press to generate the docket sheet, or press to cancel the report and return to the Docket Entries list.

If you choose to view the report before printing, it will appear in a window on the screen.

```
Use "P" to print
$$$$$$$$$$$$$$$$$$$$$$$$$$$$$$DOCKET    INFORMATION$$$$$$$$$$$$$$$$$$$$$$$$$$$$$$
$                                                                               $
$
64444444444444444444444444444444444444444444444444444444444444444444444444
4444 $
$ 5                  UNITED STATES DISTRICT COURT FOR THE DISTRICT OF ALASKA  $
$ 5                 CIVIL DOCKET PARTY INFORMATION FOR CASE A69-0123--CV (AHB $
$ 5                            "USA V. JAMES WILLIAM DEVENEY"               $
$
5)))))))))))))))))))))))))))))))))))))))))))))))))))))))))))))))))))))))))))))))
)))) $
$ 5                         Excluding terminated parties and attorneys        $
$
94444444444444444444444444444444444444444444444444444444444444444444444444
4444 $
$                                                                               $
$    Presiding Judge: The Honorable A. Harry Branson, U.S. Magistrate Judge     $
$   Magistrate Judge:                                                           $
$      Referral Rule:                                                           $
$              Filed: Tuesday, September 2, 1969                                $
$             Closed:                                                           $
$              Cause: Judgment Debtor                                           $
$           Trial by:                                                           $
$             Demand:                                                           $
$         Filing fee: In Forma Pauperis                                         $
$                                                                               $
$ Parties of Record:                                    Attorneys of Record: $
$
))))))))))))))))))))))))))))))))))))))))))))))))))))))))))0)))))))))))))))))
)))) $
$ PLF-1.1            UNITED STATES OF AMERICA           *     Ella Anagick     $
$$$$$$$$$$$$$$$$[ESC P]=PageUp  [ESC N]=PageDown  [ESC ESC]=Quit$$$$$$$$$$$$$$$$
```

Since it is designed for a sheet of paper larger than the screen, the full report will not be visible in the window. Use , , ( ), and ( ) to move around in the window. Press to move to the end of the current line, and to move to the beginning of the current line. Press ( ) to move to the end of the report, or ( ) to move to the beginning of the report. If you do not need to print the report, press to return to the Docket Entries list.

To print the report, press then select the appropriate printer option.

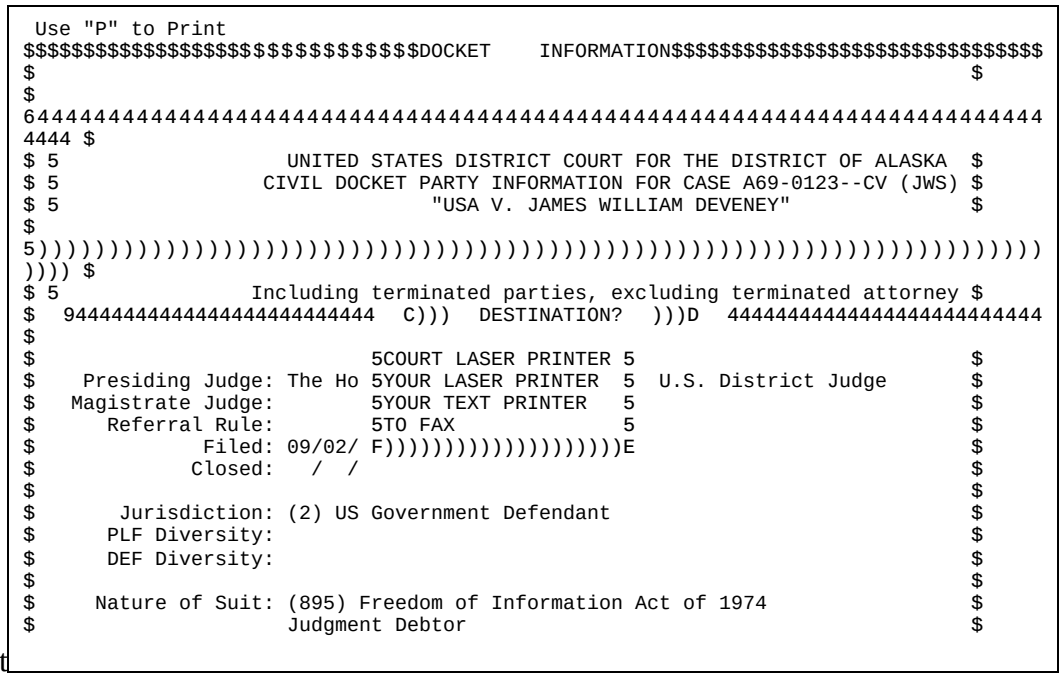

If you select 'Your Laser Printer' or 'Your Text Printer' option, the report will be printed to your personal printer.

If the report is going to be printed in a court printer, a box will pop-up on the screen with the total page count, cost per page and the total cost to print the page(s). The system will also prompt for your name. Please type in accordingly.

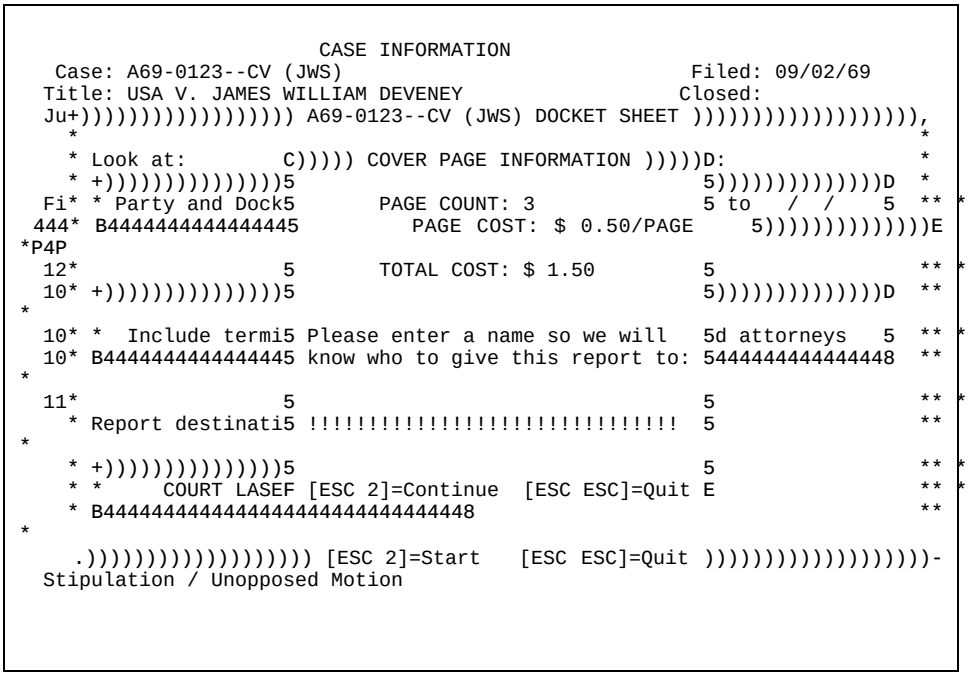

A representation of the Docket Sheet Report appears on the following pages.

```
64444444444444444444444444444444444444444444444444444444444444444444444444444444444444444444444447
5                  UNITED STATES DISTRICT COURT FOR THE DISTRICT OF ALASKA                  5
5                CIVIL DOCKET PARTY INFORMATION FOR CASE A69-0123--CV (AHB)                 5
5                              "USA V. JAMES WILLIAM DEVENEY"                               5
5)))))))))))))))))))))))))))))))))))))))))))))))))))))))))))))))))))))))))))))))))))))))))))))))))5
5                         Excluding terminated parties and attorneys                        5
94444444444444444444444444444444444444444444444444444444444444444444444444444444444444444444444448

   Presiding Judge: The Honorable A. Harry Branson, U.S. Magistrate Judge
  Magistrate Judge:
     Referral Rule:
             Filed: Tuesday, September 2, 1969
            Closed:
             Cause: Judgment Debtor
         Trial by:
            Demand:
       Filing fee: In Forma Pauperis

Parties of Record:                                    Attorneys of Record:
))))))))))))))))))))))))))))))))))))))))))))))))))))))))))))0)))))))))))))))))))))))))))))))))))))
PLF-1.1           UNITED STATES OF AMERICA           *     Ella Anagick
                                                     *     501 West Northern Lights Blvd.
                                                     *     Suite 207
                                                     *     Anchorage, AK 99503
                                                     *     907-277-2806
                                                     *     FAX 907-274-5736
                                                     *
DEF-1.1           DEVENEY, JAMES WILLIAM             *
                                                     *
DEF-1.2           KOLOWSKI, VIOLET                   *     Garry Wallan
                                                     *     Garry's Gavel Busters
                                                     *     12345 Happy Street
                                                     *     Suite 123
                                                     *     Anchorage, AK 99500-0000
                                                     *     907-555-0000
                                                     *     FAX 907-555-9999
                                                     *
DEF-2.1           SMILEY, JAN                        *
                                                     *
DEF-2.2                                              *     Garry Wallan
                                                     *     (see above)
                                                     *

PACER/T: R_DKTPL          As of Thursday, August 31, 1995 at 12:57 PM by USERNAME          Page 1
```

```
6444444444444444444444444444444444444444444444444444444444444444444444444444444447
5             UNITED STATES DISTRICT COURT FOR THE DISTRICT OF ALASKA             5
5                 CIVIL DOCKET ENTRIES FOR CASE A69-0123--CV (AHB)                5
5                          "USA V. JAMES WILLIAM DEVENEY"                         5
5)))))))))))))))))))))))))))))))))))))))))))))))))))))))))))))))))))))))))))))))))5
5                               For all filing dates                              5
9444444444444444444444444444444444444444444444444444444444444444444444444444444448

  Presiding Judge: The Honorable A. Harry Branson, U.S. Magistrate Judge
 Magistrate Judge:
    Referral Rule:
            Filed: Tuesday, September 2, 1969
           Closed:


 Document #  Filed     Docket text
 ))))))))))  ))))))))  ))))))))))))))))))))))))))))))))))))))))))))))))))))))))))))
   13 -   1  09/02/69  Complaint filed; Summons issued.

   14 -   1  09/02/69  DEF 1 motion for TRO w/att exhibits

   15 -   1  09/02/69  PLF 1 opposition to DEF 1 motion for TRO w/att exhibits
                       (14-1)

   16 -   1  09/02/69  DEF 2 reply to opposition to DEF 1 motion for TRO w/att
                       exhibits (14-1)

    2 -   1  08/01/94  PLF 1 motion (ex parte) for in camera review

    3 -   1  08/01/94  See R&R below (plaintiff to show cause why case should not
                       be dismiss)

    3 -   2  08/01/94  Initial R&R re: re: plaintiff to show cause why case should
                       not be dismissed (3-1). Objections due 09/01/94.

    4 -   1  09/01/94  PLF 1 financial Affidavit

    5 -   1  09/13/94  See R&R below [case should be dismissed]

    5 -   2  09/13/94  Initial R&R re: [case should be dismissed] (5-1). Objections
                       due 09/23/94. Reply due 10/03/94.

    6 -   1  09/13/94  See R&R below [case should be dismissed]

    7 -   1  10/17/94  PLF 1 Response to Order entered 10/1/94.

    8 -   1  10/19/94  PLF 1 Appeal to 9CCA.

   12 -   1  12/12/94  Application to proceed without prepayment of fees




PACER/T: R_DKTDL             As of 08/31/95 at 12:57 PM by USERNAME           Page 1
```

If the report is going to be faxed to your fax machine, a box will pop-up on the screen and prompt for the fax number and 'To' information. Please type in accordingly.

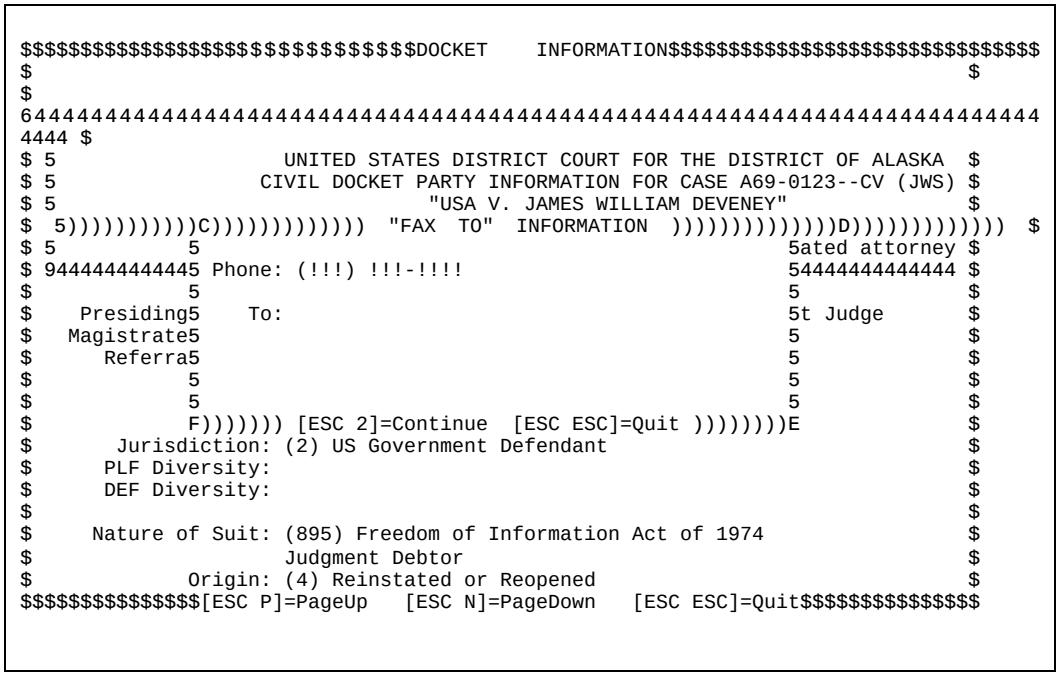

Press to continue the process and to quit.

By pressing , a box will pop-up on the screen with a sending message:

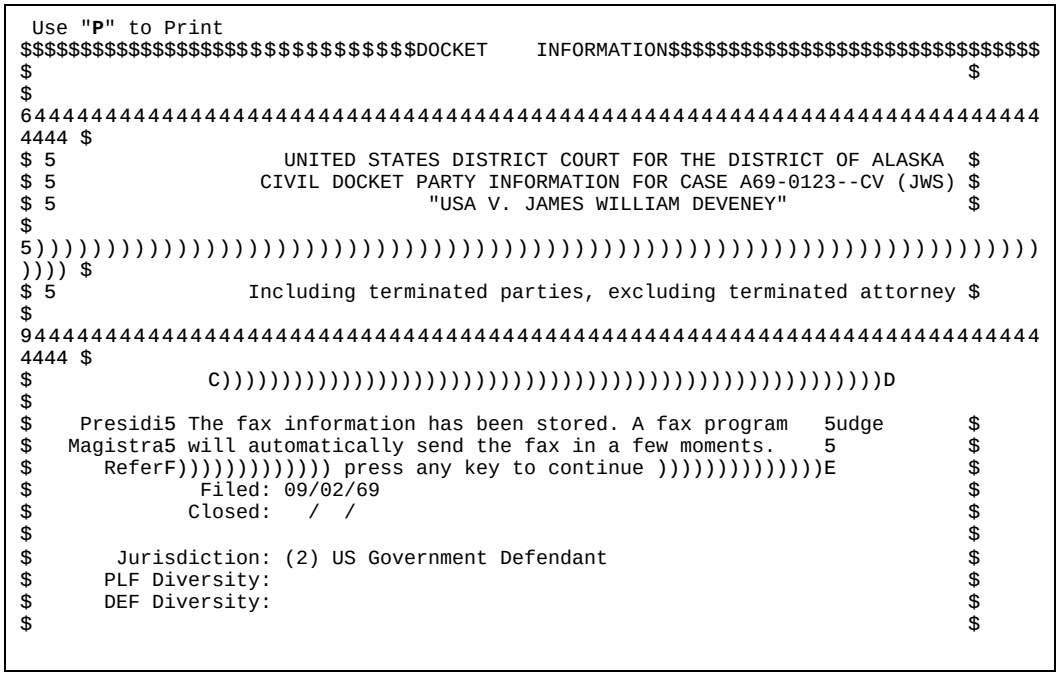
Use "P" to Print
$$$$$$$$$$$$$$$$$$$$$$$$$$$$$$$DOCKET INFORMATION$$$$$$$$$$$$$$$$$$$$$$$$$$$$$$$$$$$$$
$ $
$
64444444444

GO TO THE CALENDAR LIST FOR THIS CASE

To view the calendar for a specific case, press for the menu and select ***Go to the Calendar List for this case***. The events are listed down the left portion of the screen by event title, with corresponding details for each event displayed in the right portion of the screen. Highlighted details on the right correspond to the event highlighted in the list on the left.

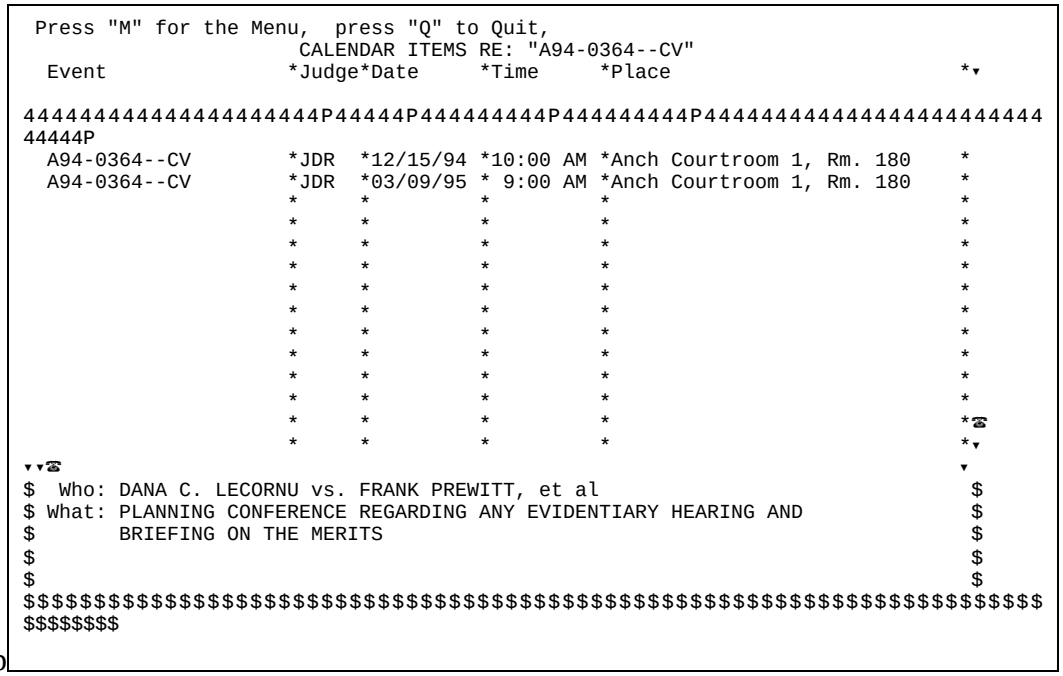

To move up and down in the Events list, use , . Information available in Calendar consists of case number or other event title, judge, date, time and location of event, plaintiffs and defendants ("who"), and a description of the motion or issue to be considered ("what").

When a calendar is ready, it will be shown in a window on the screen. If you choose to view, press for the menu and select ***View the current calendar entry***.

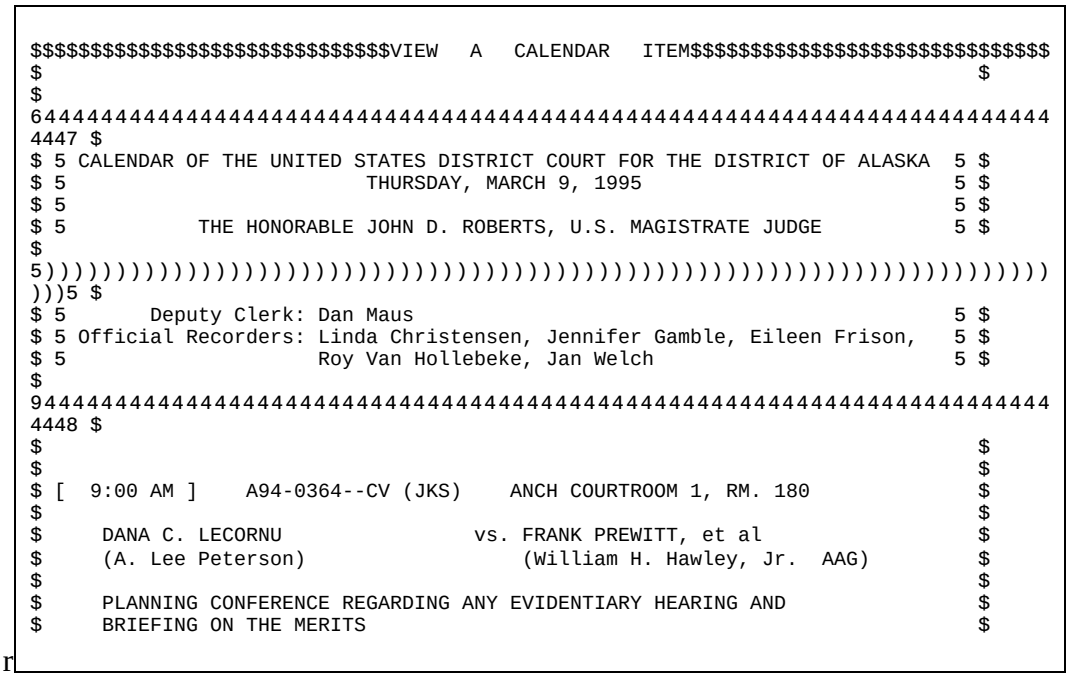

As your calendar is being produced, a message in the upper right corner of the screen will tell how many pages are being composed. A one or two page report is generated quickly, so this message may go by so fast you won't see it. Press to end reporting and return to the Calendar Events list.

FINDING ANOTHER CASE

To work with a particular case, you may find it in the Civil Case list by pressing for the menu and select ***Find another case***. You will be asked to enter the case number.

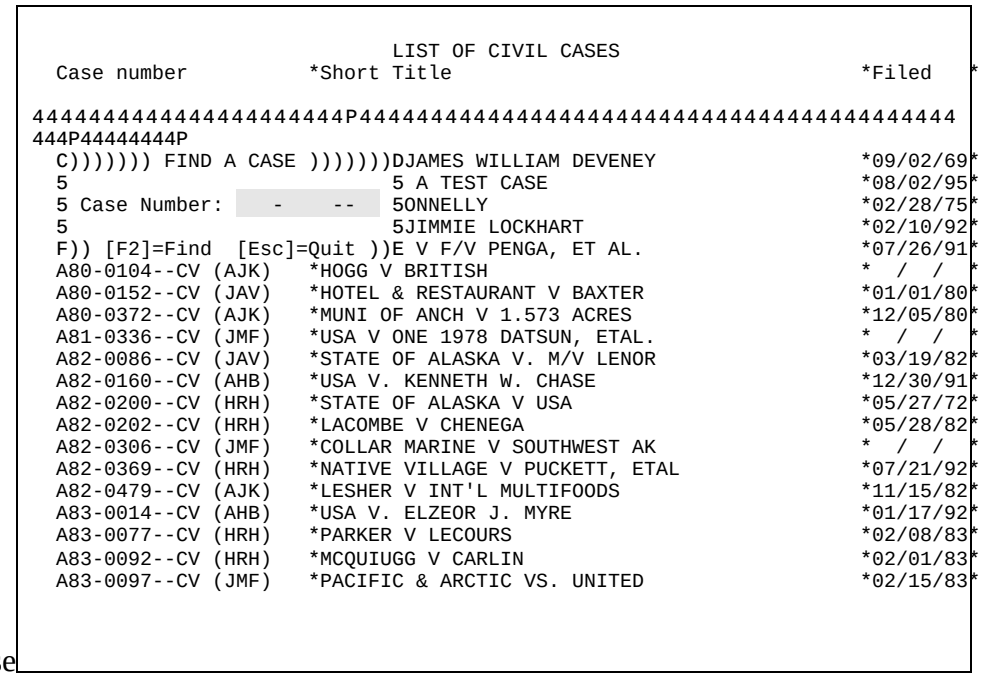

Enter a case number in the spaces provided. Letters may be in upper or lower case; PACER converts all letters in a case number to upper case. The dashes are already in place and should not be entered. *CV* is for civil case type, *MI* is for miscellaneous type; enter the proper type. will delete one character at a time. At any time you may press to cancel the Find, and you will be returned to the Civil Case list. When the case number is entered, press to proceed with the Find. PACER will locate the case and it will appear highlighted in the Civil Case list.

If the case cannot be found, a message will appear on the screen:

```
C)))))))))))))))))))))))))))))))))))))))))))))))))))))))))))))D
5 I cannot locate that Case Number.                             5
5 I will go to the next nearest case number instead.            5
F)))))))))))))))))))))))))))))))))))))))))))))))))))))))))))))E
```

PACER will highlight the next nearest case number in the Civil Case list.

Criminal Cases

The Criminal Case portion of PACER is not available at this time. We expect to have it online after January 1, 1997.

Court Calendar

In PACER, a court calendar may be viewed on the screen for a specific case or for a general calendar.

To access the Calendar system, activate the PACER main menu by pressing then choose **Court Calendar**. The information option and the following window will be on the screen.

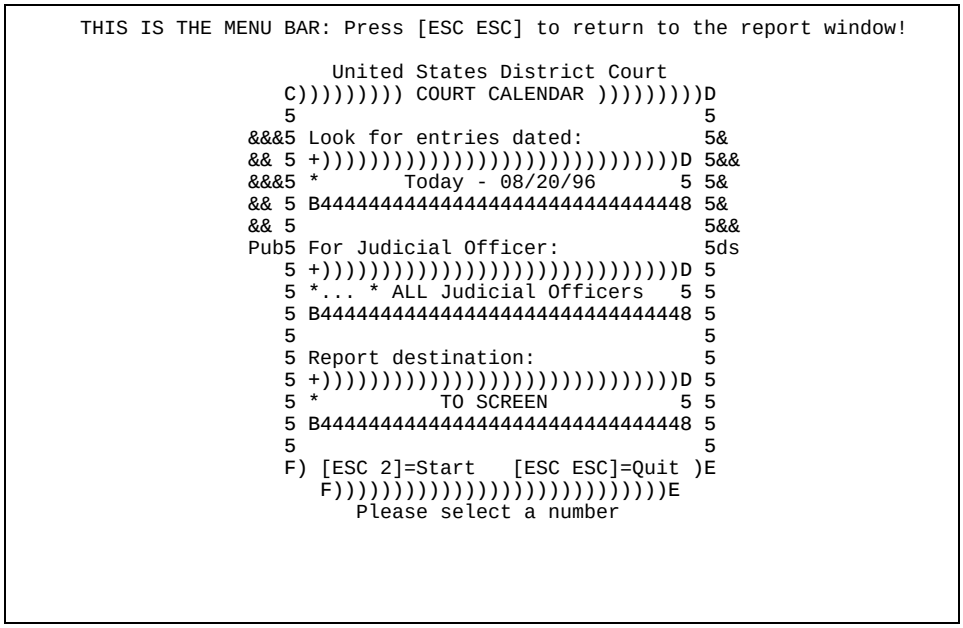

Press to move from field to field among the calendar options. Press to see the selection list. Use and key to highlight the option and hit to select. You may view the calendar in a window on the screen before printing it (or instead of printing it) by selecting a destination from the list of available printers. (The list include court laser printer, your laser printer or your text printer.). When the correct parameters are selected, press to generate the calendar, or press to cancel the report and return to the Main Menu.

The following is the list of available printers selection. To print the calendar, select the appropriate printer.

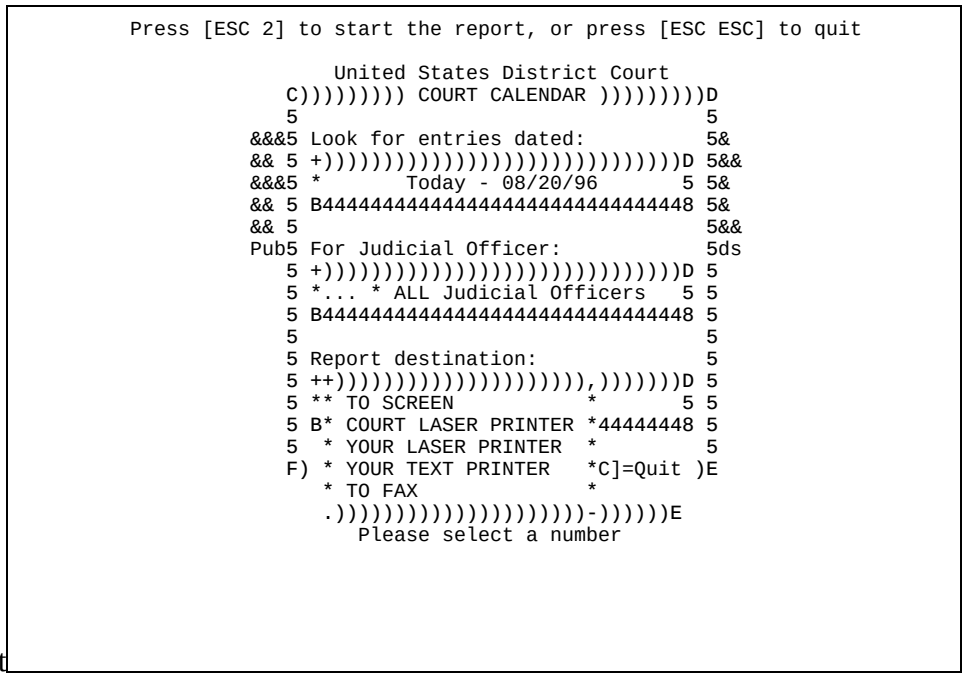

If you select 'Your Laser Printer' or 'Your Text Printer' option, the report will be printed to your personal printer.

If the Court Laser Printer is being selected. The following window will display the printing cost information.

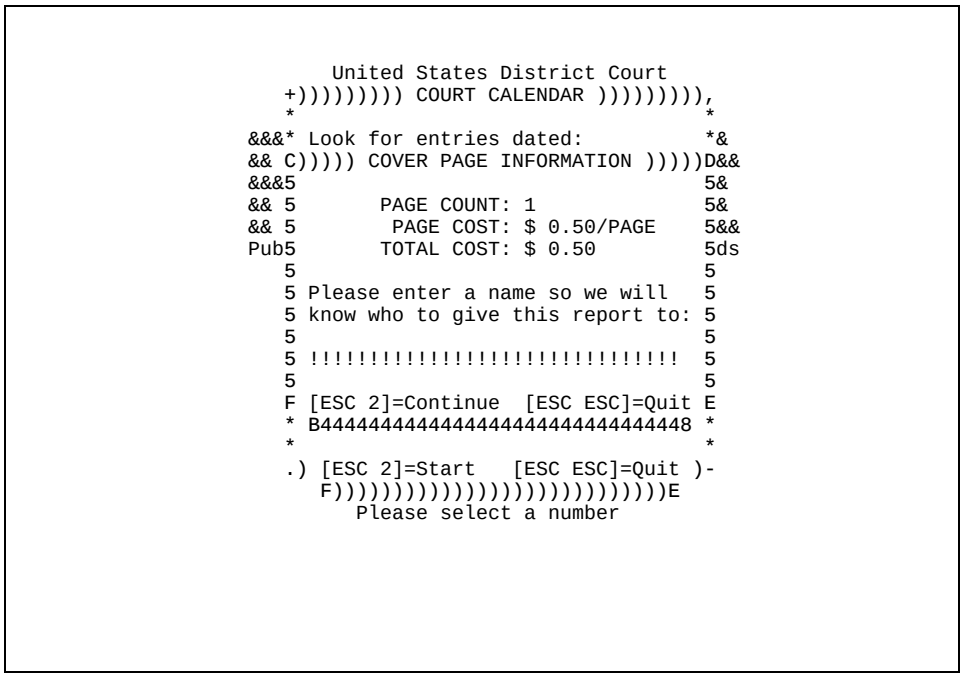

Type your name for the appropriate billing. Press to continue or to quit.

Viewing Calendar

The following are the two types of available calendar.

Today Calendar

If you select entried dated "Today", the following window will be on the screen.

```
 Use "P" to Print
$ $ $ $ $ $ $ $ $ $ $ $ $ $ $ $ $ $ $ $ $ $ $ $ $ $ $ $ $ $ $ C O U R T
CALENDAR$$$$$$$$$$$$$$$$$$$$$$$$$$$$$$$$
$                                                                      $
$
64444444444444444444444444444444444444444444444444444444444444444444
4447 $
$ 5 CALENDAR OF THE UNITED STATES DISTRICT COURT FOR THE DISTRICT OF ALASKA  5 $
$ 5                          TUESDAY, AUGUST 20, 1996                      5 $
$ 5                                                                        5 $
$ 5           THE HONORABLE JOHN D. ROBERTS, U.S. MAGISTRATE JUDGE         5 $
$
5)))))))))))))))))))))))))))))))))))))))))))))))))))))))))))))))))))))))))
)))5 $
$ 5       Deputy Clerk: Dan Maus                                           5 $
$ 5 Official Recorders: Linda Christensen, Jennifer Gamble, Eileen Frison,  5 $
$ 5                     Roy Van Hollebeke, Jan Welch                       5 $
$
94444444444444444444444444444444444444444444444444444444444444444444
4448 $
$                                                                      $
$                                                                      $
$ [  2:00 PM ]    XOO-OO    ANCH COURTROOM 1, RM. 180                   $
$                                                                      $
$     USA                            vs. DOCKETED DEFENDANTS           $
$     (Special Assistant US                                            $
$     Attorney)                                                        $
$                                                                      $
```

Use , , , and to move around the window. Press to move to the end of the current line, and to move to the beginning of the current line. Press to print the court calendar. Press to return to the main menu.

Next Working Day Calendar

If you select entries dated "NEXT WORKING DAY", the following window will be on the screen.

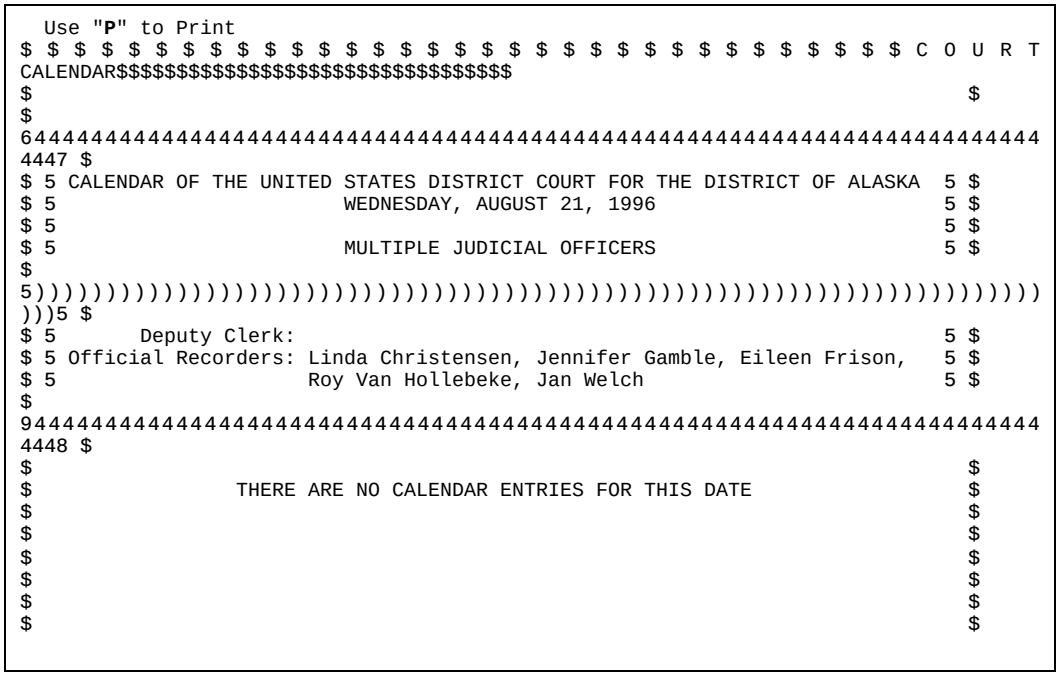

Use , , for , and for to move around the window. Press to print the court calendar. Press to return to the main menu.

Party Name Search

To start the party name search, from the PACER main menu select ***Party Name Search***. You will be asked to type the name of the party you are looking for.

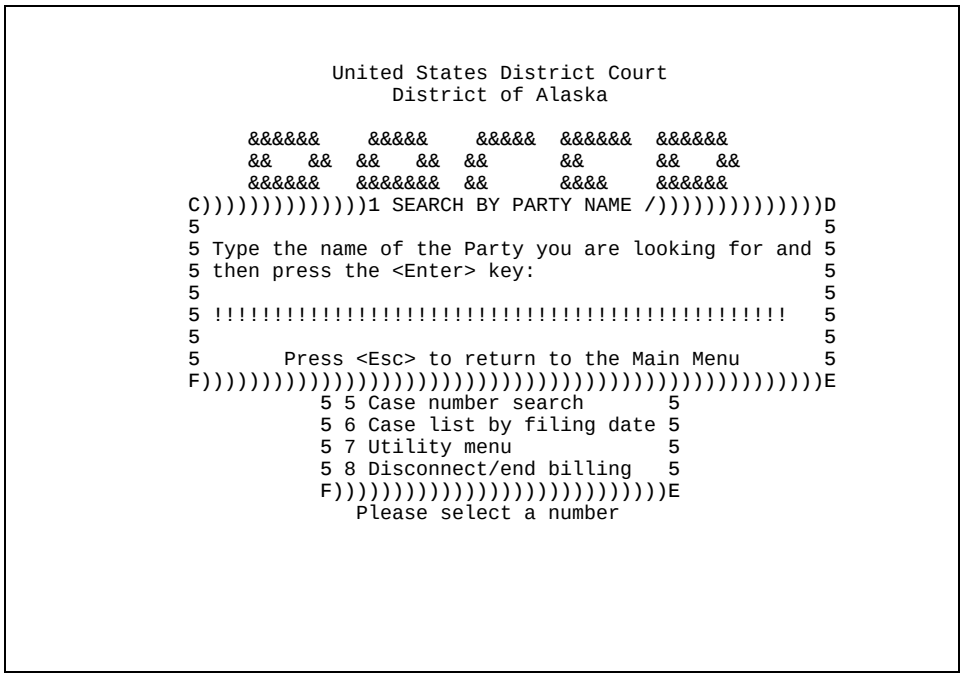

If the system locates a match, the information will be displayed as followed.

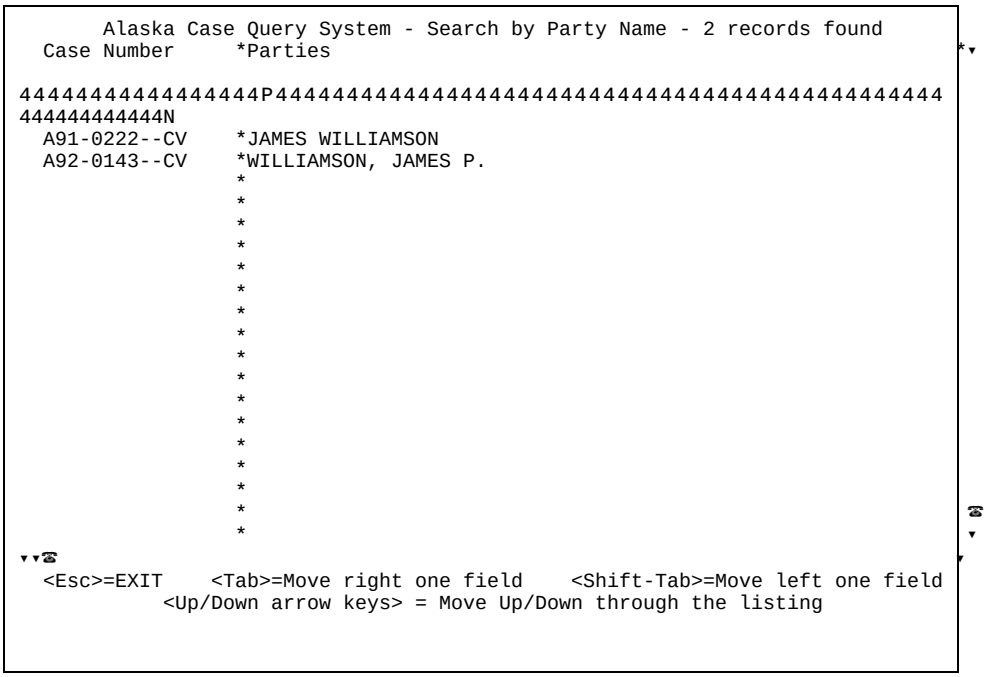

If no party name(s) is found in PACER, a message stating such will appear in the bottom of the screen.

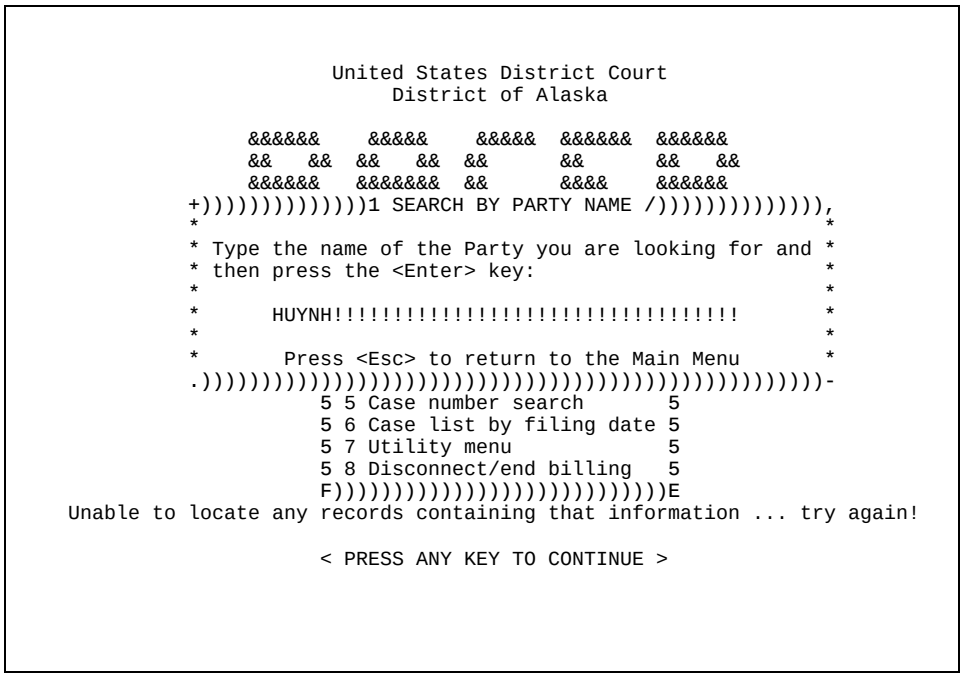

When you press a key, you will be returned to the Party name information. Press and you will be returned to the PACER main menu.

Case Number Search

To start the Case number search, from the PACER main menu, select ***Case Number Search***. You will be asked to type the case number you are looking for.

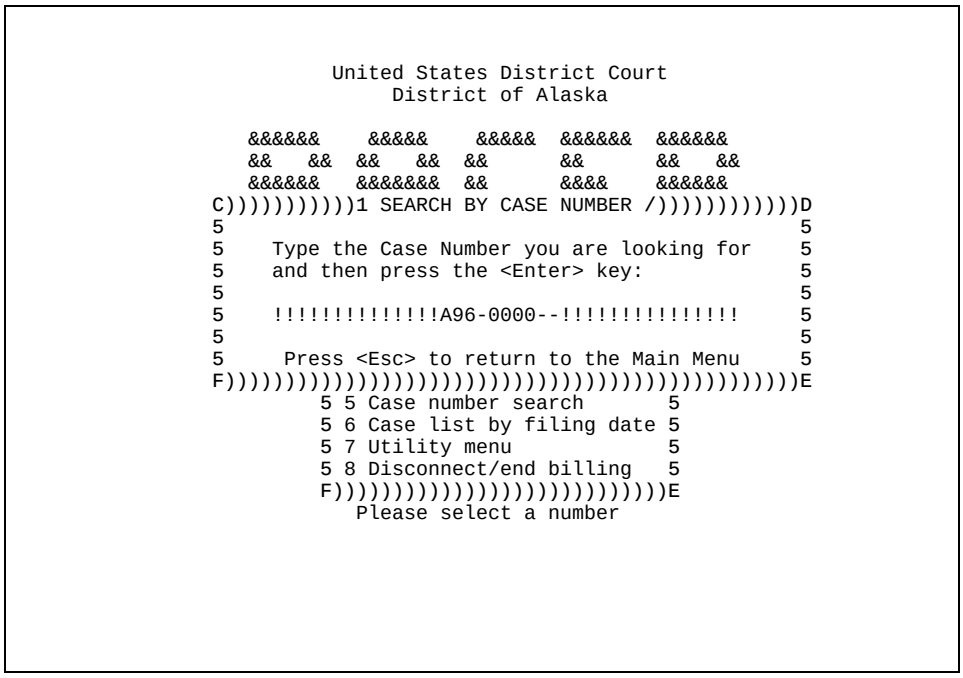

If the system locates a match, the information will be displayed as followed.

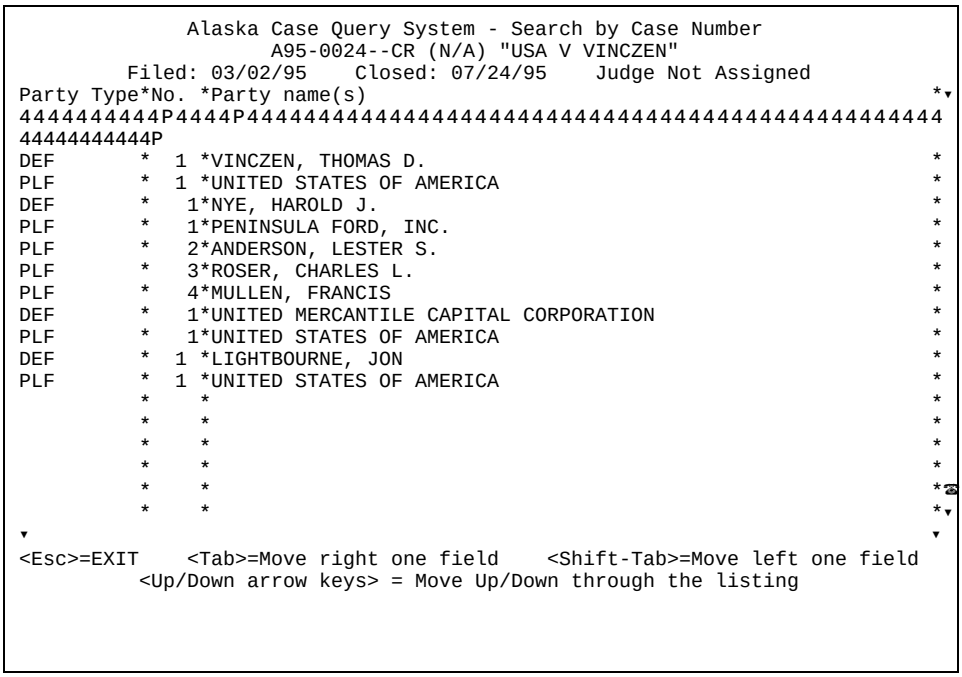

If no case number is found in PACER, a message stating such will appear in the bottom of the screen.

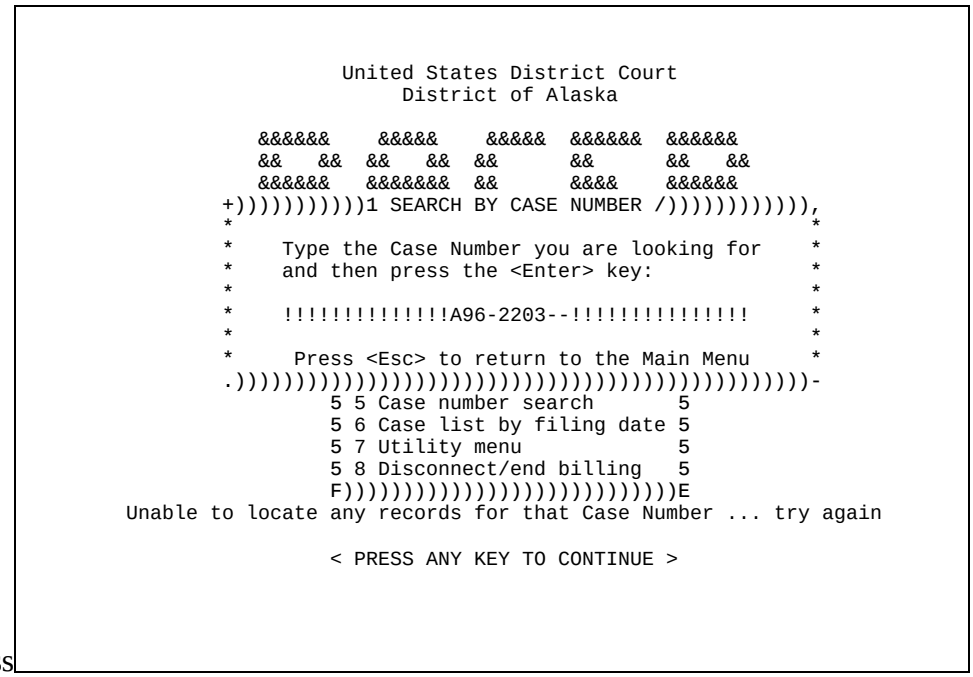

When you press a key, you will be returned to the Case Number Search screen. Press and you will be returned to the PACER main menu.

Case List By Filing Date

To start the case by filing date search, from the PACER main menu, select **Case list by filing date**. You will be asked to type the filing date(s) you are looking for.

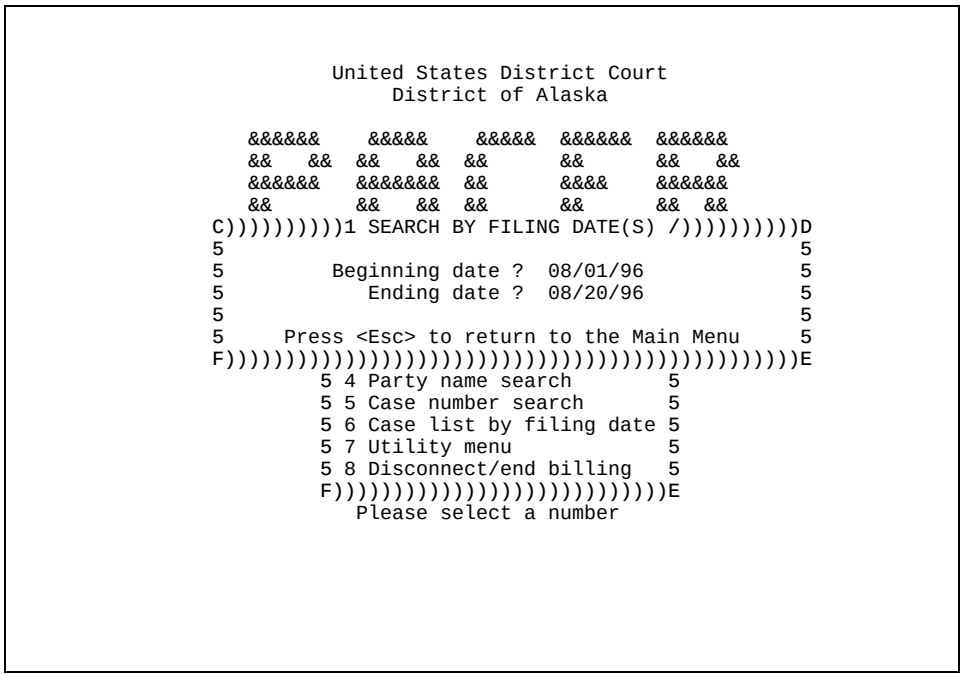

If the system locates a match, the information will be displayed as followed.

```
              Alaska Case Query System - Search by Filing Date
                 (Sealed cases are not included in this list)
                       Filed 04/01/96 through 04/11/96
  Filed   *Case Number     *Parties                                          *▾

444444444P4444444444444444P44444444444444444444444444444444444444
444444444444N☎
  04/01/96*A96-0034--MJ    *UNKNOWN SUBJECT AKA PHILIP SCHWALL
  04/01/96*A96-0034--MJ    *UNITED STATES OF AMERICA
  04/01/96*A96-0114--CV    *TORAH, M/V
  04/01/96*A96-0114--CV    *BOYANG LIMITED
  04/01/96*A96-0114--CV    *PACIFIC NORTHERN MARINE FUELS, INC
  04/01/96*A96-0115--CV    *TERRILL E. SCOTT
  04/01/96*A96-0115--CV    *UNITED STATES OF AMERICA
  04/02/96*A96-0016--MI    *UNITED STATES OF AMERICA
  04/02/96*A96-0036--MJ    *CARLSON, ROBERT OWEN AKA MORROW, ROBERT JAMES
  04/02/96*A96-0036--MJ    *UNITED STATES OF AMERICA
  04/02/96*A96-0116--CV    *ABUHL, KAREN J DBA ALASKA COUNTRY WORKBASKET
  04/02/96*A96-0116--CV    *UNITED STATES OF AMERICA
  04/03/96*A96-0118--CV    *UNITED STATES OF AMERICA
  04/03/96*A96-0118--CV    *ANDRESCU, KATHERINE C.
  04/03/96*A96-0118--CV    *ANDRESCU, JOHN
  04/04/96*A96-0030--MJ    *SEARCH OF KANATAK VILLAGE SITE & BOAT NO. AK6561D
  04/04/96*A96-0035--MJ    *SEARCH OF ROSE ROOM & WILD IRIS ROOM AT 9256 CAMPBE▾
▾▾☎                                                                        ▾
  <Esc>=EXIT    <Tab>=Move right one field    <Shift-Tab>=Move left one field
            <Up/Down arrow keys> = Move Up/Down through the listing
```

If no filing date(s) is found in PACER, the screen will look as follow.

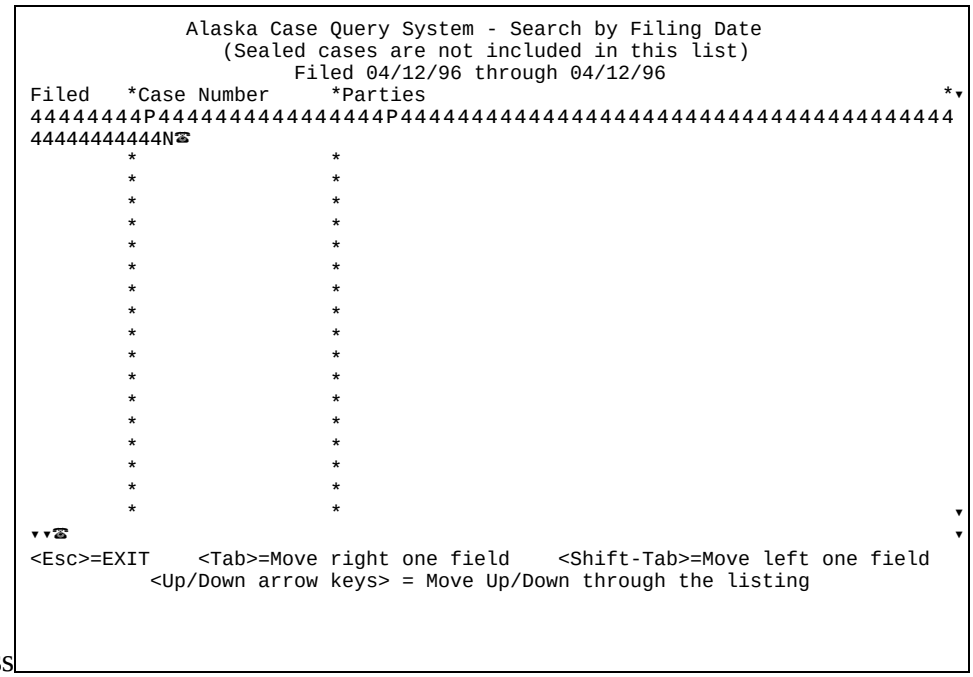

When you press a key, you will be returned to the Filing date search screen. Press and you will be returned to the PACER main menu.

Utility Menu

By selecting the Utility Menu from the main PACER menu, you will see the following menu choice: ***Change Password***.

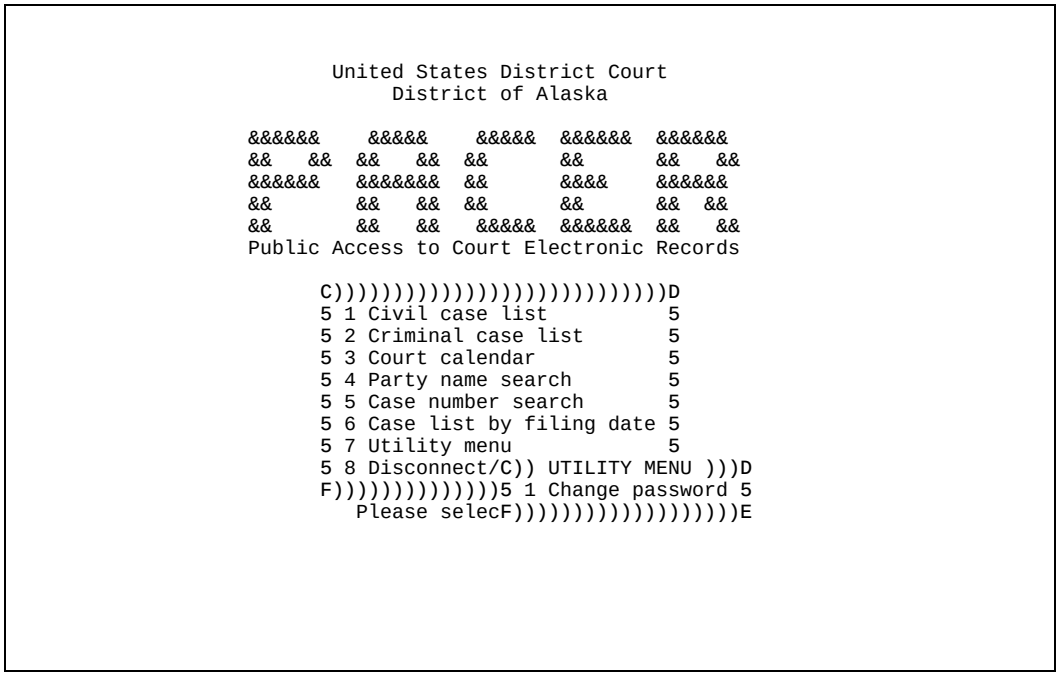

By selecting ***Change password***, the system will show a box with your id, name listed and a prompt for your password. Please enter your current password and the new password as prompted.

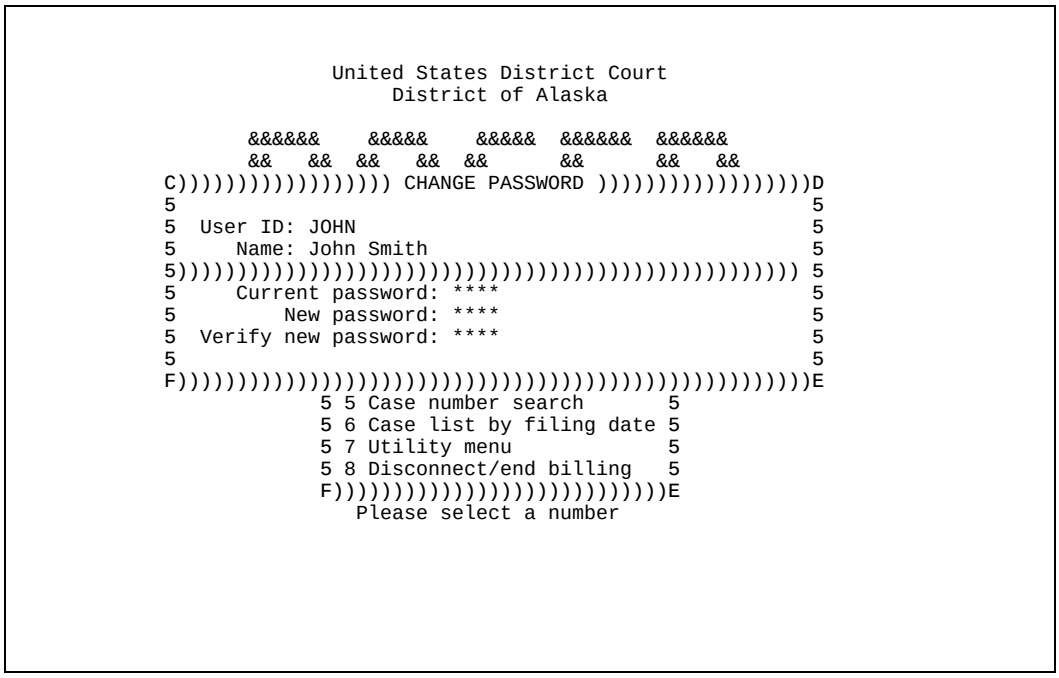

Once the new password has entered and verified. The system will post the following message "Password Updated" at the upper right-hand corner.

Disconnect/End Billing

By selecting ***Disconnect/end billing*** option from the PACER main menu, a message will prompt for affirmation. Press or accordingly.

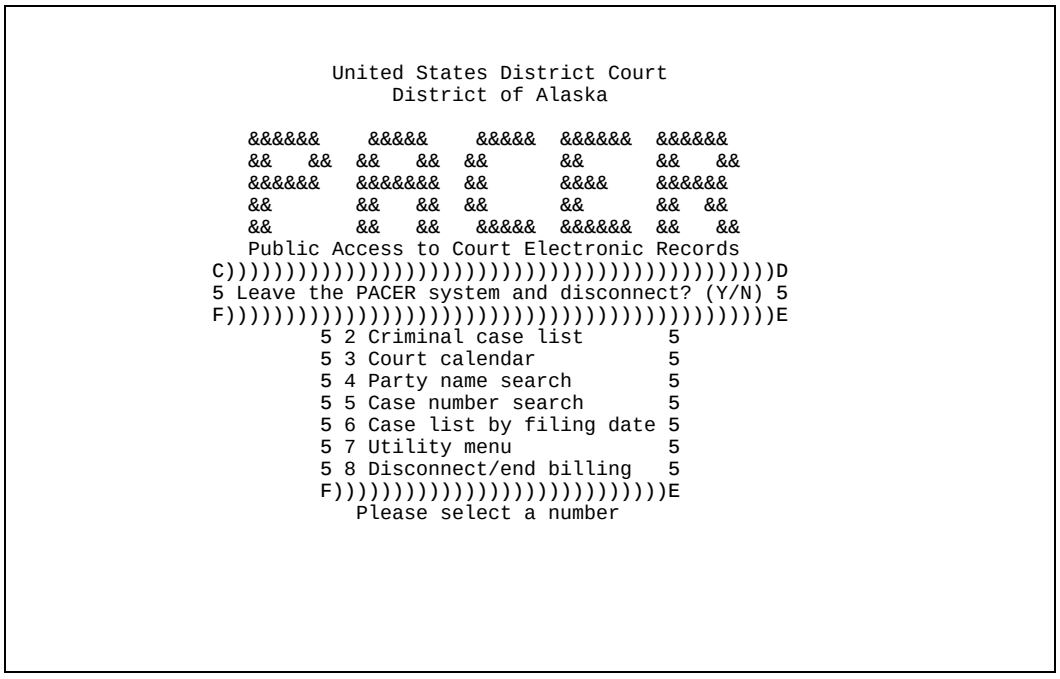

Appendix A. Keystroke Summary

LIST KEYS
Use the following keys to work with lists.

Press	To
esc,esc	exit list and return to previous step
esc,2	exit list, saving markings, and proceed to next step
esc,c,p	move to top of list
esc,c,n	move to end of list
esc,p	move up one window
esc,n	move down one window
up arrow	move up one record
dn arrow	move down one record
tab	move to next field
backtab	move to previous field
esc,h	move to beginning of current field
esc,e	move to end of current field
left arrow	move left one character
right arrow	move right one character

REPORTING KEYS
Use the following keys to work with reports.

Press	To
esc,2	generate report with current parameters
esc,esc	cancel report process

WINDOW KEYS
Use the following keys to change the appearance of windows on a screen.

Press	To
up/down arrow	move up/down one line
left/right arrow	move left/right one space
esc,e	move to end of current line
esc,h	move to beginning of current line
esc,p	move up one screen
esc,n	move down one screen
esc,c,h	move to beginning of report
esc,c,e	move to end of report

Appendix B. Glossary

Character	A letter, number, or symbol which is recorded when a key is pressed. A *special character* is any character which is not a letter or number, for example: % ? @.
Cursor	A single-character indicator on the screen, usually a blinking underline, that shows which data on the screen the next keystroke will affect.
Date Field	Field with a length of eight characters, in the format mm/dd/yy. The slashes are automatically included by the computer program.
Default	Pre-set response to a question or prompt. Default is automatically used by the computer if you don't supply a different response.
Dialog	Box on the screen that requests more information to complete a command or an expression.
Error Message	Text that appears on the screen to tell the user of a problem or error in the execution of a program or in the user's communication with the system. Often accompanied by a beep. Usually indicates what action should be taken to correct the problem.
Field	Particular type or category of information in a record. One or more fields make a record. Example: A Party record includes the fields Party Type, Party Number, and Party Name.
Function Key	Any of the keys labelled F1, F2, ..., F11, F12 on the computer keyboard.
Hot Key	A single key which, when pressed in a specific context, will cause a pre-defined action to occur. A hot key is used as a single-key command shortcut to accomplish a task which normally would require several keystrokes.
Initialize	Set a beginning state or value in preparation for some computation.
Interface	The point of communication between a person and a computer.
List	A set of items displayed on the screen. Items are selected from a displayed list.
Memo Field	A field used to hold large amounts of information. Memo fields are virtually unlimited in size and can include any letters, numbers, and punctuation symbols.
Parameter	Value given to a variable before an expression is evaluated by a command.
Popup	A window containing a list of available choices.
Query	A set of parameters posed as a question to obtain information.
Scroll	Move through the contents of a window so that different information becomes visible.
Toggle	A keystroke which, when pressed the first time, changes a value and when pressed a second time, returns the value to its original state.
Typeover Mode	Text-editing mode in which any character typed replaces the character currently at the

cursor position. (See Insert Mode.)

Window — 1) A rectangular display area on the screen in which information is presented. You can move/hide/change size/scroll/edit its contents.
2) Portion of a collection of information visible in a viewing area on the display screen.

INDEX

A
Show Attorney information for the current party 48
C
Case Information 10
Case List By Filing Date 83
Case Number Search 79
Cause 11
Changing Party List Order 51
Civil Case list 7
County 11
Court Calendar 69
Criminal Case 67
Go to the Calendar List for this case 63
Viewing Calendar 72
D
Data entry windows 3
DEF Diversity 11
Demand 11
Disconnect/End Billing 89
Docket number 30
Docket Sheet 27
Docket text 30
Docketed Entries list 29
Docketed events 27
Document number 30
Print a Docket Sheet 13
Related Documents in the Docket Sheet 37
Show documents related to the current party 49
Show Parties Related to the current document 36
View the docket text for the current document 38
E
Disconnect/End Billing 89
Enlarge the window 38
Show the extended party name for the current party 50
F
Case List By Filing Date 83
Fees 11
Finding a Case 65
J
JS-44 Civil Cover Sheet 9
Jurisdiction 11
L
List 3
M
MJ Rule 10
MJ Stop 10
Popup menus 3
N
Nature 11
O
Origin 11
Other case numbers for this case 12
P
Changing Party List Order 51
Go to the Party List for this case 31, 45
Party list 31
Party Name 34
Party Name Search 75
Party Type 35, 46, 53
PLF Diversity 11
Popup menus 3
Print a Court Calendar 21
Print a Docket Sheet 13, 40
Print the docket sheet 40, 55
Show Parties Related to the current document 36
R
Print Docket sheet 13, 40, 55
Related Documents in the Docket Sheet 37
Show Parties Related to the current document 36
S
Case Number Search 79
Party Name Search 75
Show Attorney information for the current party 48
Show documents related to the current party 49
Show the extended party name for the current party 50
T
Party Type 46
U
Utility Menu 87
V
View Case Information 9
View information for this case 9, 39, 54
View other case numbers for this

case 12
View the docket text for the current document 38
Viewing Calendar 72
W
Enlarge the window 38
Z
Zoom 38