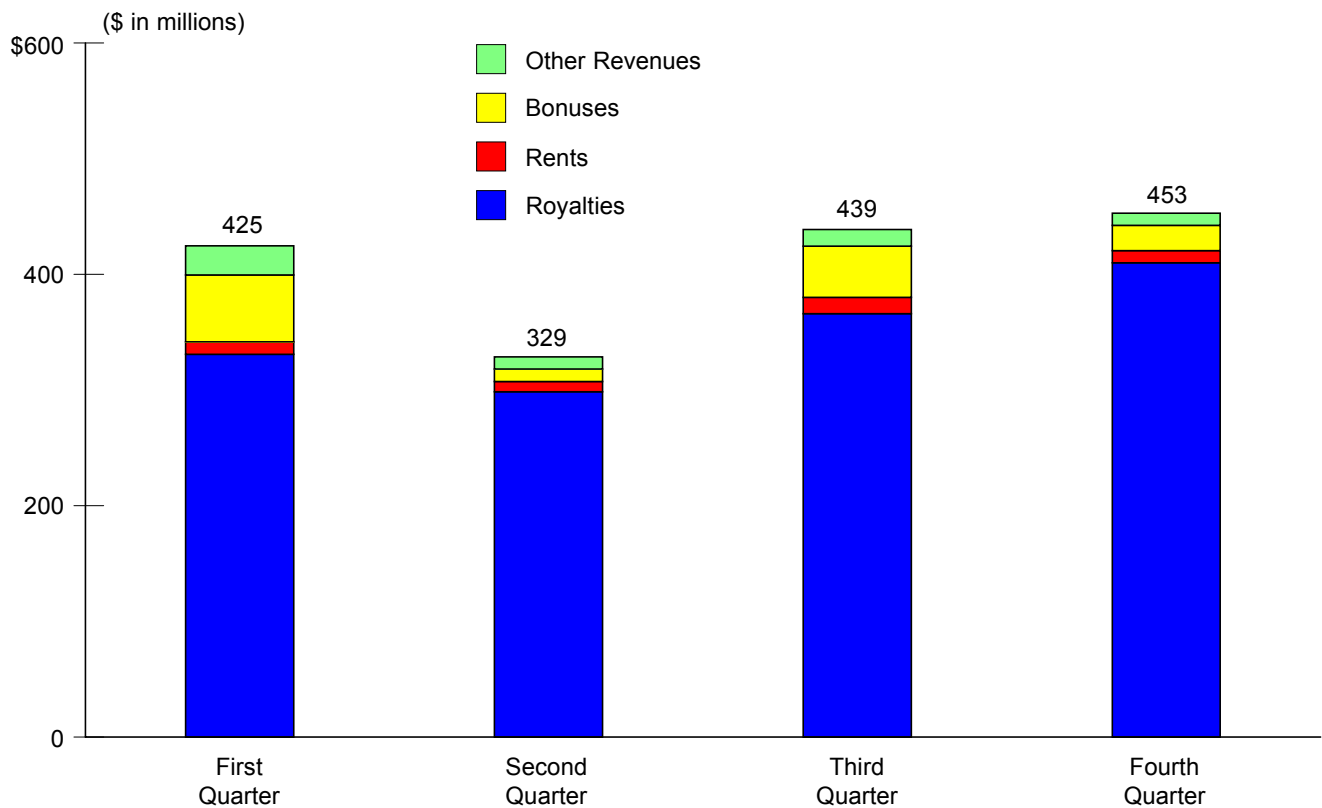
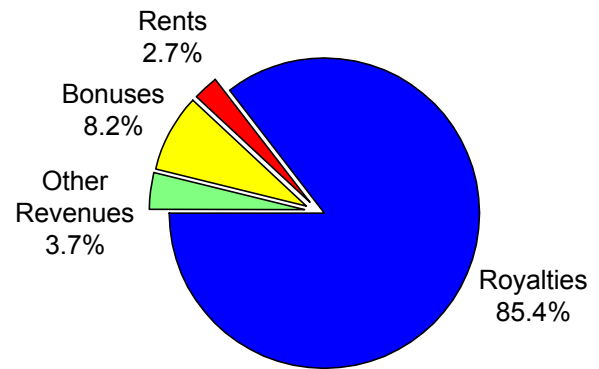


# **MMS Minerals Revenue Management**

## Revenues by type from Federal onshore lands, January - December, Calendar Year 2000 \*

|                 |                        |
|-----------------|------------------------|
| Royalties:      |                        |
| Coal            | \$ 329,566,786         |
| Gas             | 703,994,981            |
| Oil             | 263,851,425            |
| Other Royalties | <u>107,954,462</u>     |
| Subtotal        | \$1,405,367,654        |
| Rents           | \$ 44,504,085          |
| Bonuses         | \$ 134,376,053         |
| Other Revenues  | <u>\$ 60,999,723</u>   |
| <b>Total</b>    | <b>\$1,645,247,515</b> |



One page of tables and graphs follows

\* Important Notice

Narrative - Executive Summary

Products and Units of Measurement

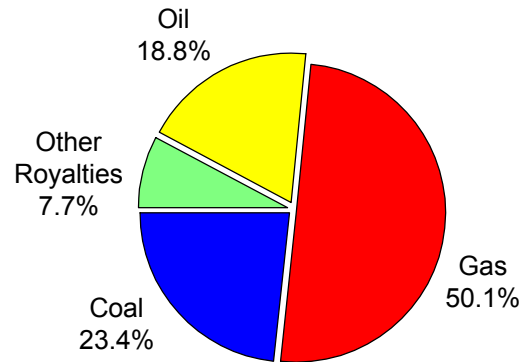
Narrative - Definitions of revenue terms

Narrative - Distribution of Federal and American Indian mineral lease revenues

# MMS Minerals Revenue Management

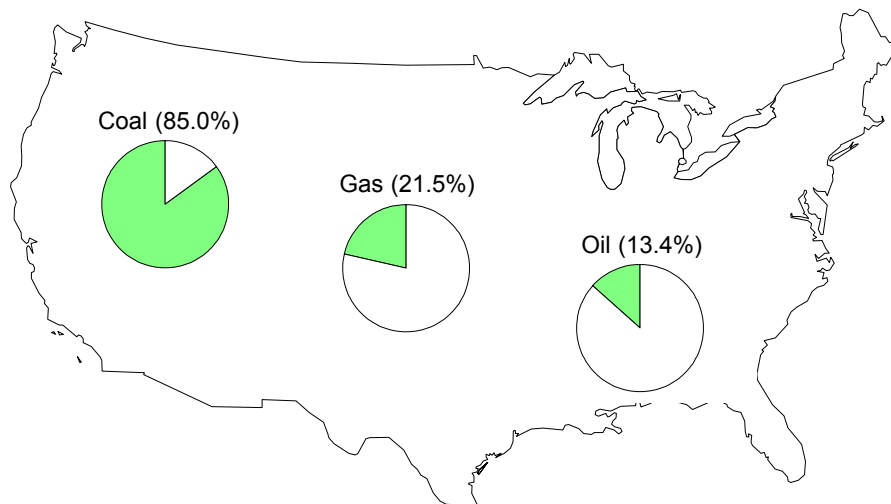
## Royalties by commodity from Federal onshore lands, January - December, Calendar Year 2000

|                 |                        |
|-----------------|------------------------|
| Coal            | \$ 329,566,786         |
| Gas             | 703,994,981            |
| Oil             | 263,851,425            |
| Other Royalties | <u>107,954,462</u>     |
| <b>Total</b>    | <b>\$1,405,367,654</b> |



|                         | First Quarter         | Second Quarter        | Third Quarter         | Fourth Quarter        | Total                  |
|-------------------------|-----------------------|-----------------------|-----------------------|-----------------------|------------------------|
| Coal Royalties . . . .  | \$ 81,069,316         | \$ 79,073,756         | \$ 78,413,928         | \$ 91,009,786         | \$ 329,566,786         |
| Gas Royalties . . . .   | 158,048,877           | 138,609,917           | 189,856,909           | 217,479,278           | 703,994,981            |
| Oil Royalties . . . . . | 67,645,806            | 58,325,806            | 69,678,010            | 68,201,803            | 263,851,425            |
| Other Royalties . . .   | <u>24,149,607</u>     | <u>22,434,723</u>     | <u>28,018,080</u>     | <u>33,352,052</u>     | <u>107,954,462</u>     |
| <b>Royalty Subtotal</b> | <b>\$ 330,913,606</b> | <b>\$ 298,444,202</b> | <b>\$ 365,966,927</b> | <b>\$ 410,042,919</b> | <b>\$1,405,367,654</b> |
| Rents . . . . .         | \$ 10,615,669         | \$ 9,089,349          | \$ 14,329,165         | \$ 10,469,902         | \$ 44,504,085          |
| Bonuses . . . . .       | \$ 57,943,425         | \$ 10,615,850         | \$ 44,088,725         | \$ 21,728,053         | \$ 134,376,053         |
| Other Revenues . .      | <u>\$ 25,176,567</u>  | <u>\$ 10,660,110</u>  | <u>\$ 14,438,413</u>  | <u>\$ 10,724,633</u>  | <u>\$ 60,999,723</u>   |
| <b>Total . . . . .</b>  | <b>\$ 424,649,267</b> | <b>\$ 328,809,511</b> | <b>\$ 438,823,230</b> | <b>\$ 452,965,507</b> | <b>\$1,645,247,515</b> |

Seven page table follows



**Federal onshore royalties as a percentage of total Federal and American Indian royalties from oil and gas, January - December, Calendar Year 2000**

# **MMS Minerals Revenue Management**

## Summary of royalties, rents, bonuses, and other revenues from Federal onshore lands, January - December, Calendar Year 2000

|                             | Sales<br>Volume    | Sales<br>Value       | Royalties/<br>Revenues |
|-----------------------------|--------------------|----------------------|------------------------|
| <b>Carbon Dioxide (Mcf)</b> |                    |                      |                        |
| Colorado .....              | 224,758,561        | \$ 153,331,148       | \$ 9,447,694           |
| New Mexico .....            | 9,252,857          | 4,289,065            | 538,859                |
| Wyoming .....               | <u>29,492,467</u>  | <u>9,021,815</u>     | <u>11,202</u>          |
| Subtotal .....              | 263,503,885        | \$ 166,642,028       | \$ 9,997,755           |
| <b>Clay (short tons)</b>    |                    |                      |                        |
| Alabama .....               | 49,034             | \$ 98,068            | \$ 3,923               |
| Utah .....                  | <u>44,475</u>      | <u>133,426</u>       | <u>6,671</u>           |
| Subtotal .....              | 93,509             | \$ 231,494           | \$ 10,594              |
| <b>Coal (short tons)</b>    |                    |                      |                        |
| Alabama .....               | 295,772            | \$ 13,894,338        | \$ 1,028,181           |
| Colorado .....              | 21,578,335         | 373,243,476          | 32,892,898             |
| Kentucky .....              | 70,214             | 1,860,947            | 116,725                |
| Montana .....               | 22,990,647         | 207,267,305          | 25,667,032             |
| New Mexico .....            | 7,304,960          | 168,370,807          | 21,069,036             |
| North Dakota .....          | 2,903,561          | 26,211,288           | 1,170,258              |
| Oklahoma .....              | 725,003            | 21,010,552           | 606,604                |
| Utah .....                  | 22,093,546         | 466,050,862          | 28,768,082             |
| Washington .....            | 1,644,330          | 46,382,245           | 3,358,547              |
| Wyoming .....               | <u>325,180,662</u> | <u>1,743,683,970</u> | <u>214,889,423</u>     |
| Subtotal .....              | 404,787,030        | \$3,067,975,790      | \$329,566,786          |
| <b>Cobalt (short tons)</b>  |                    |                      |                        |
| Missouri .....              | 6                  | \$ 12,028            | \$ 433                 |
| <b>Copper (short tons)</b>  |                    |                      |                        |
| Missouri .....              | 10,189             | \$ 4,830,677         | \$ 141,754             |
| <b>Gas (Mcf)</b>            |                    |                      |                        |
| Alabama .....               | 851,734            | \$ 2,538,435         | \$ 316,744             |
| Alaska .....                | 20,120,751         | 32,200,463           | 4,098,291              |
| Arkansas .....              | 9,210,381          | 29,182,523           | 3,902,535              |
| California .....            | 6,303,363          | 21,532,088           | 3,261,428              |
| Colorado .....              | 74,602,010         | 207,303,912          | 24,533,080             |
| Kansas .....                | 14,096,665         | 37,784,372           | 4,687,429              |
| Kentucky .....              | 283,440            | 953,881              | 112,562                |
| Louisiana .....             | 12,773,322         | 40,387,406           | 5,541,015              |
| Michigan .....              | 3,851,564          | 12,325,004           | 1,527,068              |
| Mississippi .....           | 643,709            | 2,045,924            | 257,620                |
| Montana .....               | 15,761,109         | 42,680,012           | 5,147,051              |
| New Mexico .....            | 1,105,657,843      | 3,147,906,328        | 368,261,578            |

# **MMS Minerals Revenue Management**

## Summary of royalties, rents, bonuses, and other revenues from Federal onshore lands, January - December, Calendar Year 2000 (cont.)

|                                     | Sales<br>Volume    | Sales<br>Value       | Royalties/<br>Revenues |
|-------------------------------------|--------------------|----------------------|------------------------|
| <b>Gas (Mcf) (cont.)</b>            |                    |                      |                        |
| New York .....                      | 23,393             | \$ 80,459            | \$ 10,037              |
| North Dakota .....                  | 6,147,081          | 14,276,264           | 1,741,296              |
| Ohio .....                          | 583,710            | 1,977,383            | 223,745                |
| Oklahoma .....                      | 16,532,452         | 40,339,184           | 5,042,398              |
| Pennsylvania .....                  | 140,754            | 295,583              | 36,741                 |
| South Dakota .....                  | 317,581            | 719,531              | 87,832                 |
| Texas .....                         | 51,093,238         | 110,361,394          | 13,298,548             |
| Utah .....                          | 80,219,557         | 237,097,861          | 28,104,378             |
| Virginia .....                      | 461,014            | 1,484,197            | 184,210                |
| West Virginia .....                 | 769,427            | 2,246,726            | 275,898                |
| Wyoming .....                       | <u>718,626,877</u> | <u>2,004,419,625</u> | <u>233,343,497</u>     |
| Subtotal .....                      | 2,139,070,975      | \$5,990,138,555      | \$703,994,981          |
| <b>Gas Lost (Mcf)</b>               |                    |                      |                        |
| California .....                    | 13,134             | \$ 25,217            | \$ 3,152               |
| <b>Gas Plant Products (gallons)</b> |                    |                      |                        |
| Alabama .....                       | 121,287            | \$ 42,348            | \$ 5,327               |
| Alaska .....                        | 1,625,619          | 1,037,907            | 123,982                |
| California .....                    | 1,318,018          | 692,699              | 77,788                 |
| Colorado .....                      | 35,390,980         | 21,942,407           | 1,895,824              |
| Kansas .....                        | 7,140,355          | 3,233,434            | 358,328                |
| Louisiana .....                     | 3,783,114          | 2,080,466            | 225,853                |
| Michigan .....                      | 1,162,409          | 511,460              | 56,056                 |
| Montana .....                       | 3,261,259          | 2,021,569            | 136,688                |
| New Mexico .....                    | 846,757,494        | 362,081,385          | 33,925,486             |
| North Dakota .....                  | 2,140,646          | 917,296              | 94,688                 |
| Oklahoma .....                      | 1,028,144          | 462,665              | 53,299                 |
| Texas .....                         | 2,912,902          | 1,310,806            | 162,540                |
| Utah .....                          | 28,708,262         | 10,622,057           | 407,887                |
| Wyoming .....                       | <u>406,927,439</u> | <u>168,184,767</u>   | <u>13,648,868</u>      |
| Subtotal .....                      | 1,342,277,928      | \$ 575,141,266       | \$ 51,172,614          |
| <b>Geothermal (million Btu's)</b>   |                    |                      |                        |
| California .....                    | 26,685,089         | \$ 111,276,823       | \$ 13,088,543          |
| Nevada .....                        | 3,129,494          | 14,896,392           | 1,489,639              |
| Utah .....                          | <u>949,123</u>     | <u>2,069,088</u>     | <u>206,909</u>         |
| Subtotal .....                      | 30,763,706         | \$ 128,242,303       | \$ 14,785,091          |

# **MMS Minerals Revenue Management**

## Summary of royalties, rents, bonuses, and other revenues from Federal onshore lands, January - December, Calendar Year 2000 (cont.)

|                                  | Sales<br>Volume | Sales<br>Value | Royalties/<br>Revenues |
|----------------------------------|-----------------|----------------|------------------------|
| <b>Gilsonite (short tons)</b>    |                 |                |                        |
| Utah .....                       | 14,195          | \$ 2,851,766   | \$ 190,665             |
| <b>Hot Water (million Btu's)</b> |                 |                |                        |
| California .....                 | 7,557,439       | \$ 12,847,647  | \$ 1,284,765           |
| Nevada .....                     | 9,443           | 42,399         | 4,240                  |
| New Mexico .....                 | <u>12,478</u>   | <u>12,728</u>  | <u>1,273</u>           |
| Subtotal .....                   | 7,579,360       | \$ 12,902,774  | \$ 1,290,278           |
| <b>Langbeinite (short tons)</b>  |                 |                |                        |
| New Mexico .....                 | 724,446         | \$ 64,607,977  | \$ 1,292,160           |
| <b>Lead (short tons)</b>         |                 |                |                        |
| Missouri .....                   | 259,931         | \$113,712,206  | \$ 2,419,159           |
| <b>Limestone (short tons)</b>    |                 |                |                        |
| Virginia .....                   | 22,601          | \$ 194,820     | \$ 9,741               |
| <b>Magnesium (short tons)</b>    |                 |                |                        |
| Utah .....                       | 47,928          | \$ 613,029     | \$ 17,249              |
| <b>Nitrogen (Mcf)</b>            |                 |                |                        |
| North Dakota .....               | 47,065          | \$ 9,414       | \$ 1,154               |
| <b>Oil (barrels)</b>             |                 |                |                        |
| Alabama .....                    | 77,642          | \$ 2,139,744   | \$ 265,725             |
| Alaska .....                     | 350,519         | 9,527,121      | 1,181,931              |
| Arkansas .....                   | 1,012           | 15,012         | 1,876                  |
| California .....                 | 23,346,018      | 522,028,271    | 26,069,753             |
| Colorado .....                   | 4,663,603       | 132,250,674    | 16,075,111             |
| Florida .....                    | 11,235          | 284,164        | 35,520                 |
| Illinois .....                   | 66,492          | 1,694,420      | 195,458                |
| Kansas .....                     | 176,758         | 4,915,366      | 487,007                |
| Kentucky .....                   | 11,058          | 298,779        | 4,125                  |
| Louisiana .....                  | 998,457         | 20,442,205     | 2,389,709              |
| Michigan .....                   | 50,276          | 1,356,733      | 170,892                |
| Mississippi .....                | 653,700         | 15,730,811     | 1,701,987              |
| Montana .....                    | 2,925,984       | 77,407,805     | 8,314,594              |
| Nebraska .....                   | 55,744          | 1,451,594      | 172,723                |
| Nevada .....                     | 622,724         | 14,121,766     | 1,668,153              |
| New Mexico .....                 | 27,914,021      | 788,271,035    | 75,668,892             |
| North Dakota .....               | 6,010,529       | 162,496,456    | 20,789,879             |
| Ohio .....                       | 32,409          | 750,362        | 34,080                 |

# **MMS Minerals Revenue Management**

## Summary of royalties, rents, bonuses, and other revenues from Federal onshore lands, January - December, Calendar Year 2000 (cont.)

|  | Sales<br>Volume   | Sales<br>Value     | Royalties/<br>Revenues |
|--|-------------------|--------------------|------------------------|
| <b><i>Oil (barrels) (cont.)</i></b>        |                   |                    |                        |
| Oklahoma .....                             | 198,127           | \$ 5,039,731       | \$ 503,776             |
| Pennsylvania .....                         | 1,326             | 30,863             | 448                    |
| South Dakota .....                         | 185,282           | 5,051,490          | 632,958                |
| Texas .....                                | 489,319           | 12,678,183         | 1,415,018              |
| Utah .....                                 | 3,567,359         | 90,790,421         | 9,176,091              |
| West Virginia .....                        | 10,078            | 216,702            | 27,088                 |
| Wyoming .....                              | <u>35,779,996</u> | <u>931,343,459</u> | <u>96,868,631</u>      |
| Subtotal .....                             | 108,199,668       | \$2,800,333,167    | \$263,851,425          |
| <b><i>Oil Lost (barrels)</i></b>           |                   |                    |                        |
| Kansas .....                               | 30                | \$ 491             | \$ 48                  |
| New Mexico .....                           | 60                | 1,621              | 203                    |
| Oklahoma .....                             | <u>11</u>         | <u>273</u>         | <u>34</u>              |
| Subtotal .....                             | 101               | \$ 2,385           | \$ 285                 |
| <b><i>Phosphate (short tons)</i></b>       |                   |                    |                        |
| Idaho .....                                | 5,918,543         | \$ 94,039,568      | \$ 4,701,979           |
| <b><i>Potash (short tons)</i></b>          |                   |                    |                        |
| New Mexico .....                           | 1,329,145         | \$ 127,450,668     | \$ 2,549,014           |
| Utah .....                                 | <u>14,251</u>     | <u>1,502,618</u>   | <u>45,079</u>          |
| Subtotal .....                             | 1,343,396         | \$ 128,953,286     | \$ 2,594,093           |
| <b><i>Purge Liquor (short tons)</i></b>    |                   |                    |                        |
| Wyoming .....                              | 63,697            | \$ 1,149,960       | \$ 68,726              |
| <b><i>Quartz Crystals (pounds)</i></b>     |                   |                    |                        |
| Arkansas .....                             | 21,052            | \$ 51,458          | \$ 2,518               |
| <b><i>Sand and Gravel (short tons)</i></b> |                   |                    |                        |
| Nevada .....                               | 1,962,430         | \$ 8,870,184       | \$ 434,639             |
| <b><i>Sodium (short tons)</i></b>          |                   |                    |                        |
| Arizona .....                              | 633               | \$ 20,889          | \$ 1,044               |
| California .....                           | 926,967           | 66,639,779         | 3,280,942              |
| Colorado .....                             | 102,466           | 13,599,904         | 679,860                |
| New Mexico .....                           | 1,092,441         | 2,173,957          | 108,439                |
| Utah .....                                 | 4,502             | 39,391             | 1,181                  |
| Wyoming .....                              | <u>3,568,856</u>  | <u>239,847,773</u> | <u>13,326,785</u>      |
| Subtotal .....                             | 5,695,865         | \$ 322,321,693     | \$ 17,398,251          |

# **MMS Minerals Revenue Management**

## Summary of royalties, rents, bonuses, and other revenues from Federal onshore lands, January - December, Calendar Year 2000 (cont.)

|                               | Sales<br>Volume | Sales<br>Value          | Royalties/<br>Revenues |
|-------------------------------|-----------------|-------------------------|------------------------|
| <b>Sulfur (short tons)</b>    |                 |                         |                        |
| Alabama .....                 | 293             | \$ 8,249                | \$ 1,032               |
| California .....              | 553             | 3,719                   | 186                    |
| Montana .....                 | 707             | 5,490                   | 242                    |
| New Mexico .....              | 8,674           | 57,680                  | 2,486                  |
| North Dakota .....            | 2,513           | 8,690                   | 854                    |
| Wyoming .....                 | <u>460,107</u>  | <u>11,705,114</u>       | <u>77,536</u>          |
| Subtotal .....                | 472,847         | \$ 11,788,942           | \$ 82,336              |
| <b>Trona Ore (short tons)</b> |                 |                         |                        |
| Wyoming .....                 | 9,016           | \$ 503,925              | \$ 25,208              |
| <b>Zinc (short tons)</b>      |                 |                         |                        |
| Missouri .....                | 78,779          | \$ 41,817,832           | \$ 1,314,628           |
| <b>Royalty Total .....</b>    |                 | <b>\$13,537,963,744</b> | <b>\$1,405,367,654</b> |
| <b>Rents</b>                  |                 |                         |                        |
| Alabama .....                 |                 |                         | \$ 42,959              |
| Alaska .....                  |                 |                         | 3,400,282              |
| Arizona .....                 |                 |                         | 141,291                |
| Arkansas .....                |                 |                         | 387,522                |
| California .....              |                 |                         | 481,166                |
| Colorado .....                |                 |                         | 4,392,889              |
| Florida .....                 |                 |                         | 6,219                  |
| Idaho .....                   |                 |                         | (14,604)               |
| Illinois .....                |                 |                         | 2,748                  |
| Kansas .....                  |                 |                         | 24,754                 |
| Kentucky .....                |                 |                         | 13,347                 |
| Louisiana .....               |                 |                         | 269,871                |
| Maryland .....                |                 |                         | 496                    |
| Michigan .....                |                 |                         | 62,218                 |
| Minnesota .....               |                 |                         | 2,705                  |
| Mississippi .....             |                 |                         | 616,982                |
| Missouri .....                |                 |                         | (76,907)               |
| Montana .....                 |                 |                         | 2,717,170              |
| Nebraska .....                |                 |                         | 2,364                  |
| Nevada .....                  |                 |                         | 2,197,755              |
| New Mexico .....              |                 |                         | 3,070,259              |
| North Dakota .....            |                 |                         | 775,083                |
| Ohio .....                    |                 |                         | 15,554                 |
| Oklahoma .....                |                 |                         | 260,273                |

# **MMS Minerals Revenue Management**

## Summary of royalties, rents, bonuses, and other revenues from Federal onshore lands, January - December, Calendar Year 2000 (cont.)

|                            | Sales<br>Volume | Sales<br>Value | Royalties/<br>Revenues |
|----------------------------|-----------------|----------------|------------------------|
| <b>Rents (cont.)</b>       |                 |                |                        |
| Oregon .....               |                 |                | \$ 107,116             |
| Pennsylvania .....         |                 |                | 11                     |
| South Dakota .....         |                 |                | 307,904                |
| Texas .....                |                 |                | 378,112                |
| Utah .....                 |                 |                | 4,395,183              |
| Virginia .....             |                 |                | 8,480                  |
| Washington .....           |                 |                | 134,694                |
| West Virginia .....        |                 |                | 139,581                |
| Wyoming .....              |                 |                | <u>20,240,608</u>      |
| <b>Rents Total .....</b>   |                 |                | <b>\$ 44,504,085</b>   |
| <b>Bonuses</b>             |                 |                |                        |
| Alaska .....               |                 |                | \$ 125,076             |
| Arizona .....              |                 |                | 1,712                  |
| Arkansas .....             |                 |                | 6,824                  |
| California .....           |                 |                | 259,395                |
| Colorado .....             |                 |                | 6,640,436              |
| Florida .....              |                 |                | 4,036                  |
| Kansas .....               |                 |                | 31,675                 |
| Kentucky .....             |                 |                | 3,054                  |
| Louisiana .....            |                 |                | 113,735                |
| Michigan .....             |                 |                | 3,911                  |
| Mississippi .....          |                 |                | 170,160                |
| Montana .....              |                 |                | 2,352,640              |
| Nebraska .....             |                 |                | 1,010                  |
| Nevada .....               |                 |                | 25,876                 |
| New Mexico .....           |                 |                | 20,586,123             |
| North Dakota .....         |                 |                | 563,042                |
| Ohio .....                 |                 |                | 2,570                  |
| Oklahoma .....             |                 |                | 1,192,552              |
| Pennsylvania .....         |                 |                | 14                     |
| South Dakota .....         |                 |                | 103,449                |
| Texas .....                |                 |                | 961,725                |
| Utah .....                 |                 |                | 6,624,374              |
| Virginia .....             |                 |                | 181,282                |
| Washington .....           |                 |                | 71,139                 |
| West Virginia .....        |                 |                | 156,433                |
| Wyoming .....              |                 |                | <u>94,193,810</u>      |
| <b>Bonuses Total .....</b> |                 |                | <b>\$134,376,053</b>   |



# **MMS Minerals Revenue Management**

## Summary of royalties, rents, bonuses, and other revenues from Federal onshore lands, January - December, Calendar Year 2000 (cont.)

|                                   | Sales<br>Volume | Sales<br>Value |           | Royalties/<br>Revenues |
|-----------------------------------|-----------------|----------------|-----------|------------------------|
| <b>Other Revenues</b>             |                 |                |           |                        |
| Alabama .....                     |                 |                | \$        | 28,243                 |
| Alaska .....                      |                 |                |           | 54,006                 |
| Arkansas .....                    |                 |                |           | 188,201                |
| California .....                  |                 |                |           | 1,589,597              |
| Colorado .....                    |                 |                |           | 5,501,482              |
| Florida .....                     |                 |                |           | 2,173                  |
| Georgia .....                     |                 |                |           | 218                    |
| Idaho .....                       |                 |                |           | 89,680                 |
| Illinois .....                    |                 |                |           | (1,673)                |
| Kansas .....                      |                 |                |           | 164,174                |
| Kentucky .....                    |                 |                |           | 21,924                 |
| Louisiana .....                   |                 |                |           | 854,236                |
| Maryland .....                    |                 |                |           | 13,684                 |
| Michigan .....                    |                 |                |           | (59,675)               |
| Minnesota .....                   |                 |                |           | 48,660                 |
| Mississippi .....                 |                 |                |           | 147,035                |
| Missouri .....                    |                 |                |           | 18,832                 |
| Montana .....                     |                 |                |           | 3,433,364              |
| Nebraska .....                    |                 |                |           | 37,172                 |
| Nevada .....                      |                 |                |           | 90,977                 |
| New Mexico .....                  |                 |                |           | 22,624,895             |
| North Carolina .....              |                 |                |           | 474                    |
| North Dakota .....                |                 |                |           | 929,237                |
| Ohio .....                        |                 |                |           | 1,789                  |
| Oklahoma .....                    |                 |                |           | 118,210                |
| Pennsylvania .....                |                 |                |           | 23,592                 |
| South Dakota .....                |                 |                |           | 44,289                 |
| Texas .....                       |                 |                |           | 256,854                |
| Utah .....                        |                 |                |           | 2,477,521              |
| Virginia .....                    |                 |                |           | 4,288                  |
| West Virginia .....               |                 |                |           | 145,223                |
| Wyoming .....                     |                 |                |           | 22,151,041             |
| <b>Other Revenues Total .....</b> |                 |                | <b>\$</b> | <b>60,999,723</b>      |
| <b>Total Revenues .....</b>       |                 |                |           | <b>\$1,645,247,515</b> |