
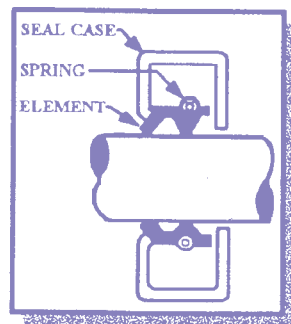
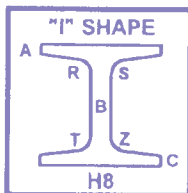
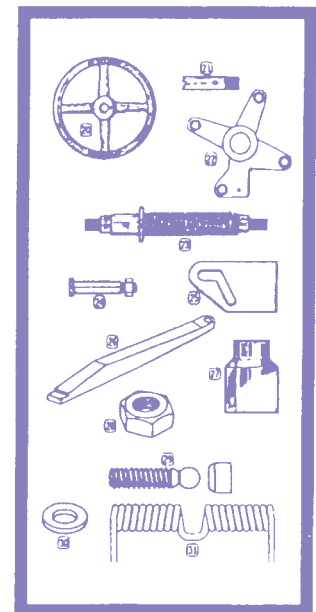
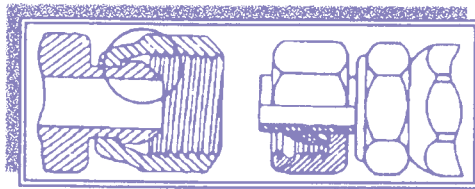
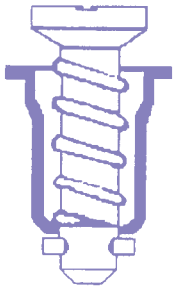


AUG 2004

Section 2
FSG 52 thru 56



A FLOAT
SHOPPING
GUIDE



FOREWORD

PURPOSE

The purpose of this publication is to assist fleet personnel in identifying common items of supply.

SCOPE

The selection of types and quantities of items in the ASG publication is limited to items demanded by the afloat units. As a result, the ASG publication does not include all valid items in the Supply System.

REMINDERS

ILLUSTRATIONS

In this publication, illustrations are representative and typical of the item(s) described rather than exact representations, since the products of various manufacturers may vary some what in appearance.

REFERENCE NUMBERS

Manufacturer reference numbers appearing in the Afloat Shopping Guide are provided only where items descriptions were developed from manufacturer drawings.

CARGO USE

To determine if an item is available from the Combat Logistics Force Ship, refer to the latest edition of NAVSUP PUB 4998, Consolidated Afloat Requisitioning Guide-Overseas (CARGO). If listed, we recommend the selection and use of the items in the CARGO, because of the availability to deployed units.

SUPPLY MANAGEMENT DATA

Refer to the current Supply Management Data found in your Requisitioning data file for up-to-date information on unit price, unit of issue, and other supply management data.

Table of Contents

Index of Federal Supply Groups and Classes	III
How to Use This Section	V
Buy Our Spare's Smart Program (BOSS)	VI
Publication Distribution	VII
Plastic Removal in the Marine Environment (PRIME)	VIII
Level 1 Fasteners	XI
Technical Assistance Phone Numbers	XII
Shipboard Approved Habitability Statement	XIII
Alphabetic Index of Approved Item Names	XV
Item Descriptive Data	2-1
NIIN Index	2-191

Index of Federal Supply Groups and Classes

GROUP 52

MEASURING TOOLS

FSC 5210 — MEASURING TOOLS, CRAFTSMEN'S	2-1
---	-----

GROUP 53

HARDWARE and ABRASIVES

FSC 5305 — SCREWS.....	2-11
FSC 5306 — BOLTS.....	2-39
FSC 5307 — STUDS	2-51
FSC 5310 — NUTS and WASHERS	2-55
FSC 5315 — NAILS, MACHINE KEYS and PINS	2-73
FSC 5320 — RIVETS.....	2-83
FSC 5325 — FASTENING DEVICES	2-89
FSC 5330 — PACKING and GASKET MATERIALS	2-101
FSC 5340 — HARDWARE, COMMERCIAL.....	2-135
FSC 5345 — DISKS and STONES, ABRASIVE.....	2-153
FSC 5350 — ABRASIVE MATERIALS.....	2-155
FSC 5355 — KNOBS and POINTERS.....	2-157
FSC 5360 — COIL, FLAT, LEAF and WIRE SPRINGS.....	2-163
FSC 5365 — BUSHINGS, RINGS, SHIMS, and SPACERS	2-169

GROUP 55

LUMBER, MILLWORK, PLYWOOD and VENEER

FSC 5510 — LUMBER and RELATED BASIC WOOD MATERIALS	2-181
FSC 5530 — PLYWOOD and VENEER.....	2-183

GROUP 56

CONSTRUCTION and BUILDING MATERIALS

FSC 5610 — MINERAL CONSTRUCTION MATERIALS, BULK.....	2-185
FSC 5640 — WALLBOARD, BUILDING PAPER, and THERMAL INSULATION MATERIALS..	2-187
FSC 5680 — MISCELLANEOUS CONSTRUCTION MATERIALS	2-189

How to use the ASG Catalog.

Each ASG Section has a complete Federal Supply Group/Class Index and an Alphabetical Index.

Each Section is in numeric order beginning with Page 1. Page Numbers are prefixed with the corresponding Section Number, for example: 1-25 is page 25 of Section 1. Accordingly, 3-30 is page 30 of Section 3.

WOULD YOU PAY \$500.00 FOR A HAMMER?

Of course not, and Uncle Sam won't either. We've all heard horror stories about excessive prices being paid by the Government for supplies. Since its establishment, the Price Challenge Hotline has saved the Government millions of dollars. The Navy is committed to continuing the program's success in the future.

The person, best able, to identify instances of over-pricing is you, the customer. You are encouraged to take the time to consider if the price you are being charged is fair and reasonable. If you think you've found a case of over-pricing, please notify the Fitting Out and Supply Support Assistance Center (FOSSAC) by calling any of the numbers listed below. FOSSAC is the central point within the Navy for all pricing inquiries. Your challenge may also result in a cash award.

The Price Challenge Hotline voice mail, is available 24 hours per day, 7 days per week.

Toll Free: 1-(800) 628-2425

DSN: 646-2006

Commercial: (757) 443-2006

Fax DSN: 646-2019 Commercial: 757-443-2019

Web site: <http://www.fossac.navy.mil>

★ Publication Distribution

For Automatic Distribution submit your request to NAVICP by mail, email or phone. A CD-ROM of the ASG will be included with your Catalog.

Defense Logistics Information Service
DLIS-VSM Subscriptions Team
74 Washington Avenue North, Suite 7
Battle Creek, Michigan 49017-3084
Email: Subscriptions@dliis.dla.mil
Phone: DSN: 661-4459 Commercial: (269) 961-4459
Fax: DSN: 661-4979 Commercial: 269-961-4979

Include your Unit Identification Code (UIC), point of contact, phone number and complete mailing address. For optimum response to your needs, also include your activity SSDL number.

★ Problem Reporting

Suspected data errors should be addressed using the DLIS Publication Feedback Card provided in the back of the catalog.

Comments, questions, suggestions and technical problems may be directed to:

Defense Logistics Information Service
ATTN: DLIS-VPH
74 Washington Avenue North, Suite 7
Battle Creek, Michigan 49017-3084

For Inquires contact:

Defense Logistics Information Service
Customer Contact Center
DSN 661-4725 / 1-888-352-9333
Email: dliis-support@dliis.dla.mil
Fax: DSN 661-5305 / (269) 961-5305

PRIME

PLASTIC REMOVAL IN THE MARINE ENVIRONMENT

Dumping plastic at sea is harmful to the marine environment.

Each year about 100,000 marine mammals and 1 million birds die from ingestion or entanglement in plastic debris.

Plastic washes up near shores and on beaches, posing a litter problem.

Floating plastic can be a navigation hazard.

In accordance with the Marine Plastic Pollution Research and Control Act of 1987, U.S. Navy ships may no longer dispose of plastic at sea.

What is being done about the problem from a supply standpoint?

The PRIME Action Team at the Navy Inventory Control Point-Mech. is working to identify non-plastic substitutes for plastic consumables and packaging materials loaded on board ships.

As non-plastic alternatives to plastic items currently in use are identified, information will be provided through shopping advisory messages and the Afloat Shopping Guide. To help you shop more "wisely", items recommended for shipboard use will be annotated with "NP" by the National Item Identification Number.

What can you do?

Make every effort to cut down on the amount of plastic coming aboard your ship by ordering those items annotated with "NP" or specified as non-plastics in the ASG in its item description.

If you know of an item packaged in or made of materials other than plastics that could replace plastic or plastic-packaged items at your duty station, then please notify the PRIME Program Manager by calling, Commercial (717) 605-4235 or DSN 430-4235, or by completing and faxing (717) 605-7686 or mailing the attached form.

Together, we can make a difference in saving our marine environment.

PRIME

RECOMMENDATION FOR NON-PLASTIC ITEM

Recommend that the following non-plastic item be adopted for Navy shipboard use:

Item Name _____

Description _____

NSN or Part Number _____

Manufacturer (or CAGE Code) _____

Unit of issue _____

Price _____

Other information _____

Can the above item be substituted for a plastic item currently being used? If so what is it?

Item Name _____

Description _____

NSN or Part Number _____

Manufacturer (or CAGE Code) _____

Unit of issue _____

Price _____

Other information _____

Fill in what you can and mail to the address on the reverse side. Please sign and give us your address and phone number should we need to contact you.

Rank/Rate Name _____

Address _____

Phone Number(s) _____

PRIME phone number at NAVICP-Mech is (717) 605-4235 or DSN 430-4235. Fax - (717) 605-7686.

DEPARTMENT OF THE NAVY

OFFICIAL BUSINESS

**COMMANDING OFFICER
NAVAL INVENTORY CONTROL POINT-MECH
PRIME PM (CODE M077.A)
5450 CARLISLE PIKE
PO BOX 2020
MECHANICSBURG PA 17055-0788**

DO NOT STAPLE!

Note: fold on the dotted lines and tape close.

THIS CATALOG IS
NOT TO BE USED
FOR OBTAINING
FASTENERS FOR

LEVEL 1 / SUBSAFE SYSTEMS

CAUTION:

USE ONLY LEVEL 1/SUBSAFE STOCK
PROGRAM FOR YOUR SYSTEM FASTENERS.

Main and auxiliary steam and catapult steam systems with a design temperature above 775 degess require Level 1 support. Use **NAVSEA Level 1 Catalog** 0948-LP-103-6010 to identify Level 1 fasteners, valves and piece parts. For other steam system fastener requirements, consult **Military Standard 777**.

Naval Ship's Technical Manual 0901-LP-075-0000 (S9086-CJ-STM-002), Chapter 075, provides additional information on the proper identification and use of threaded fasteners.

TECHNICAL ASSISTANCE

NOTE: Ask to speak to the Item Manager of your class

Defense Supply Center Columbus (DSCC) CLASSES: 2040, 2090, 3020, 3441, 4710, 4720, 4730, 4820, 4940, 5905, 5910, 5920, 5930, 5935, 5945, 5962, 5965, 5977, 5590, 5999, 6145, 6695, 6750	Phone (614) 692-2271 DSN 850-2271
Defense Supply Center Richmond (DSCR) CLASSES: 3040, 3110, 3130, 3433, 3439, 3455, 3456, 3460, 3940, 4010, 4030, 4130, 4140, 4240, 4810, 5130, 5940, 5970, 5975, 6135, 6140, 6160, 6645, 6670, 6685, 6810, 6830, 6840, 6850, 8120, 9150, 9320, 9330, 9340, 9350, 9390	Phone (804) 279-4865 DSN 695-4865
Defense Supply Center Philadelphia(DSCP) CLASSES: 3030, 4020, 4110, 4210, 4220, 4510, 4930, 5305, 5306, 5307, 5310, 5315, 5320, 5325, 5330, 5340, 5355, 5360, 5365, 5510, 5530, 6210, 6230, 6240, 6250, 6260, 6675, 7310, 7320, 7360, 8110, 8125, 9160, 9505, 9510, 9515, 9520, 9525, 9530, 9535, 9540	Phone (215) 737-2336 DSN 444-2336
Defense Personnel Support Center (DPSC) CLASSES: 7210, 8305, 8310, 8315, 8340, 8345, 8405, 8410, 8415, 8420, 8430, 8435, 8440, 8455, 8460, 8465, 8470	Phone (800) 413-6789
General Products Commodity Center CLASSES: 5345, 5350, 5610, 5640, 5680, 7240, 7290, 7330, 7340, 7350, 7910, 7920, 7930, 9905	Phone (817) 978-2051 DSN 874-3697/3698
USA Tank Automotive (TACOM) CLASS: 2640	Phone (810) 574-6245 DSN 786-6245
National Furniture Center CLASSES: 7220, 7230	Phone (703) 305-7003 DSN 664-0504
Office and Supply and Paper Products CLASSES: 7510, 7520, 7530, 8105, 8115, 8135, 9310	Phone (212) 264-0479
Tools and Appliances Acquisition Center (GSA) CLASSES: 5110, 5120, 5133, 5136, 5140, 5180, 5210, 8010, 8020, 8030, 8040	Phone (816) 926-7315 DSN 465-7315
GSA National Customer Service Center CLASS: 9920	Phone (800) 488-3111 DSN 465-1416

SHIPBOARD APPROVED HABITABILITY STATEMENT

CAUTION: THIS SECTION IS NOT TO BE USED FOR
OBTAINING SHIPBOARD APPROVED HABITABILITY
EQUIPMENT

This Afloat Shopping Guide section **does not** contain any shipboard approved habitability equipment/items. Shipboard approved equipment/items **are** available on-line at:

<http://www.dt.navy.mil/code97/9780/9783hp.html>

All habitability equipment/items not identified in the above catalogs must be approved, in writing, prior to shipboard installation. NAVSURFWARCEN SHIPSYSENGSTA Philadelphia PA message, 171945Z Oct 97, provides specific instructions for their approval. Questions may be directed to:

Naval Surface Warfare Center (NSWCCD-SSES)
Ship Systems Engineering Station, Carderock Division
5001 S. Broad St.
Philadelphia Naval Business Center
Philadelphia, PA 19112-1403
Attn: Code 9783
Telephone (215) 897-7317 (DSN 443-7317)
Fax at (215) 897-7343 (DSN 443-7343).

Section 1 Alphabetical Index

A

ABRASIVE CLOTH ASSORTMENT.....	2-155
ANODE, CORROSION PREVENTIVE	2-135
ASBESTOS SHEET, COMPRESSED	2-101

B

BALL ATTACHMENT, MICROMETER	2-1
BAND, RETAINING.....	2-135
BELT, ABRASIVE	2-153
BEVEL, SLIDING T.....	2-1
BLADE, THICKNESS GAGE	2-1
BOLT ASSEMBLY, CLAMP.....	2-135
BOLT,	
ASSEMBLED WASHER.....	2-39
CLEVIS	2-39
CLOSE TOLERANCE	2-39
EXTERNALLY RELIEVED BODY.....	2-40
EYE.....	2-40
FIREBRICK ANCHOR	2-41
HOOK	2-41
INTERNAL WRENCHING	2-41
INTERNALLY RELIEVED BODY.....	2-41
MACHINE	2-41
MORTISE	2-135
RING	2-47
SELF-LOCKING	2-47
SHEAR.....	2-47
SHOULDER.....	2-49
SQUARE NECK	2-50
TOGGLE	2-50
BOOT, DUST AND MOISTURE SEAL	2-135
BRACKET,	
ANGLE	2-136
DOUBLE ANGLE	2-136
MOUNTING	2-136
BUCKLE	2-136
BUILDING BOARD, HARD PRESSED,	
VEGETABLE FIBER	2-187
BUMPER, NONMETALLIC.....	2-136
BUSHING BLANK	2-169
BUSHING,	
MACHINE THREAD.....	2-169
NONMETALLIC.....	2-169
BUTTON, PLUG.....	2-136

C

CALIPER SET, MICROMETER, OUTSIDE.....	2-1
CALIPER,	
HERMAPHRODITE	2-1
INSIDE	2-1
LEAD BENDER.....	2-1
MICROMETER, INSIDE.....	2-1
MICROMETER, OUTSIDE.....	2-2
MICROMETER, TUBE	2-2
SLIDE.....	2-1
VERNIER	2-2
CAP,	
PROTECTIVE, DUST AND MOISTURE SEAL	2-136
SNAP FASTENER.....	2-89
CAP-PLUG, PROTECTIVE, DUST AND	
MOISTURE SEAL	2-137
CASTER, SWIVEL	2-137
CASTOR, RIGID	2-137
CATCH,	
CLAMPING	2-137
FLUSH	2-138
CEMENT, INSULATION, HIGH TEMPERATURE ...	2-187
CHAIN, INTERLOCKING, SLIDE FASTENER	2-89
CHALK LINE AND REEL	2-2
CLAMP,	
BRIDGE	2-138
INSTRUMENT MOUNTING	2-138
LOOP	2-138
CLEVIS, ROD END	2-140
CLINCH PLATE, SNAP FASTENER	2-89
CLIP,	
RETAINING	2-140
SPRING TENSION.....	2-140
CLOSER, DOOR.....	2-141
CLOTH, ABRASIVE.....	2-155
COATING COMPOUND, NONSLIP.....	2-185
COLLAR,	
GROOVED PIN-RIVET	2-83
PIN-RIVET, THREADED	2-83
CONNECTOR, ROD END.....	2-140
CORK AND RUBBER SHEET	2-101
CORK SHEET.....	2-101
COTTER PIN ASSORTMENT	2-75
COUPLING, CLAMP, GROOVED	2-141
COVER, ACCESS	2-141
CUP, COMPRESSION	2-141

Section 1 Alphabetical Index

D

DECK AND FLOOR COVERING SURFACE COMPOUND	2-185
DECK COVERING SEALING COATING	2-185
DIAL, CONTROL.....	2-157
DIAL-KNOB LOCK, ELECTRONIC COMPONENT	2-157
DISK, ABRASIVE.....	2-153
SOLID, PLAIN	2-141
DIVIDERS, MECHANIC'S	2-2
DOORSTOP	2-141
DOWEL, WOOD.....	2-181
DRESSER, CONTACT POINT.....	2-153

E

EJECTOR SPRING ASSEMBLY, TURNLOCK FASTENER.....	2-89
EJECTOR SPRING, TURNLOCK FASTENER.....	2-89
ESCUTCHEON PLATE.....	2-141
EYELET, METALLIC	2-89
TURNLOCK FASTENER	2-90

F

FASTENER ASSEMBLY, TURNLOCK.....	2-90
FASTENER, PANEL.....	2-90
PAWL	2-141
SLIDE, INTERLOCKING.....	2-90
SNAPSLIDE.....	2-91
TURNBUTTON	2-91
FELT SHEET	2-101
FELT, MECHANICAL, PREFORMED	2-101
FERRULE, GROOVED CLAMP COUPLING	2-141
FLIGHT DECK COMPOUND, NONSLIP	2-185

G

GAGE.....	2-4
GAGE PIN SET, HOLE SIZING AND LOCATING...	2-4
GAGE SET, PISTON	2-4
SMALL HOLE	2-4
TELESCOPING.....	2-5

GAGE,

BEARING CLEARANCE, PLASTIC WIRE.....	2-2
CENTER.....	2-2
CRANKSHAFT DISTORTION DIAL INDICATING	2-3
CYLINDER	2-3
DEPTH MICROMETER	2-3
DEPTH, DIAL INDICATING.....	2-3
DEPTH, RULE	2-3
DRILL POINT.....	2-3
FILLET AND RADIUS.....	2-3
GAP SETTING.....	2-4
INJECTOR.....	2-4
INJECTOR TIMING	2-4
MARKING AND MORTISE.....	2-4
SCREW PITCH.....	2-4
SHEET AND PLATE	2-4
SMALL HOLE	2-4
SURFACE.....	2-4
TAPER.....	2-4
TAPER-WIRE-THICKNESS, ENGINEER'S	2-5
TELESCOPING.....	2-5
THICKNESS	2-5
THREAD CUTTING TOOL	2-5
TWIST DRILL AND DRILL ROD	2-6
TWIST DRILL AND TAP.....	2-6
WIRE.....	2-6
GASKET	2-102
GASKET, SPIRAL WOUND.....	2-111
GLIDE, FURNITURE	2-141
GRAIN, ABRASIVE	2-155
GROMMET, METALLIC	2-91
NONMETALLIC	2-91

H

HANDLE, BAIL	2-141
BOW	2-142
DOOR	2-142
MANUAL CONTROL	2-142
HANDWHEEL	2-142
HASP, HINGED	2-142
HINGE, ACCESS DOOR.....	2-143
BUTT.....	2-143
HOOK, SUPPORT.....	2-144
STRAP	2-144
HOLDER, DIAL TEST INDICATOR	2-6

Section 1 Alphabetical Index

<p>HOOK, COAT AND HAT 2-144 DOOR 2-144 SCREW 2-144</p>	<p>LUMBER, HARDWOOD 2-181 SOFTWOOD, BOARD 2-181 SOFTWOOD, DIMENSION 2-182 SOFTWOOD, SCAFFOLD PLANK 2-182 SOFTWOOD, TIMBER 2-182</p>
I	
<p>INDICATOR, DIAL 2-6 INSERT, PANEL FASTENER 2-92 SCREW THREAD 2-144 SELF-LOCKING 2-144 INSULATION BLOCK, THERMAL 2-187 INSULATION BOARD, THERMAL 2-187 INSULATION PIPE COVERING, THERMAL 2-187 INSULATION SHEET, THERMAL 2-187 INSULATION SLEEVING, THERMAL 2-187</p>	<p>M MAGNETIC STRIP 2-146 MAT, ABRASIVE 2-156 METAL, EXPANDED 2-189 MICROMETER, OUTSIDE 2-7 MOLDING, COVE BASE 2-189 MOUNT, RESILIENT 2-146</p>
K	
<p>KEY CHAIN AND REEL 2-144 KEY, MACHINE 2-73 WOODRUFF 2-74 KNOB 2-157</p>	<p>N NAILS 2-74 NUT, CONNECTOR 2-55 PLAIN, ASSEMBLED WASHER 2-55 PLAIN, BLIND RIVET 2-55 PLAIN, CAP 2-55 PLAIN, CASTELLATED, HEXAGON 2-55 PLAIN, EXTENDED WASHER, DOUBLE HEXAGON 2-55 PLAIN, EXTENDED WASHER, HEXAGON 2-56 PLAIN, HEXAGON 2-56 PLAIN, KNURLED 2-58 PLAIN, RECTANGULAR 2-58 PLAIN, ROUND 2-58 PLAIN, SINGLE BALL SEAT, HEXAGON 2-59 PLAIN, SLOTTED, HEXAGON 2-59 PLAIN, WING 2-59 SELF- LOCKING, SPLINE 2-64 SELF-LOCKING SLOTTED HEXAGON 2-64 SELF-LOCKING, ASSEMBLED WASHER 2-59 SELF-LOCKING, BARREL 2-59 SELF-LOCKING, CAP 2-60 SELF-LOCKING, CASTELLATED HEXAGON 2-60 SELF-LOCKING, CLINCH 2-60 SELF-LOCKING, DOUBLE HEXAGON 2-60 SELF-LOCKING, EXTENDED WASHER, DOUBLE HEXAGON 2-60 SELF-LOCKING, EXTENDED WASHER, HEXAGON 2-60 SELF-LOCKING, HEXAGON 2-61 SELF-LOCKING, KNURLED 2-63 SELF-LOCKING, PLATE 2-63 SELF-LOCKING, ROUND 2-63</p>
L	
<p>LAPPING AND GRINDING COMPOUND 2-155 LATCH SET, RIM 2-145 LATCH, RIM 2-145 LEAF, BUTT HINGE 2-145 LEATHER, CATTLEHIDE 2-116 LEVEL AND PLUMB 2-7 LEVEL, LINE 2-7 POCKET 2-7 LEVER HANDLE, LOCK 2-145 LEVER, LOCK-RELEASE 2-145 LOCK SET, MORTISE 2-145 RIM 2-146 LOCK, EXTERIOR 2-145 FLUSH 2-145 RIM 2-145 LOCKING PLATE, NUT AND BOLT 2-146</p>	

Section 1 Alphabetical Index

SELF-LOCKING, SINGLE BALL SEAT, HEXAGON.....	2-64	PLYWOOD.....	2-183
SHEET SPRING	2-64	PLYWOOD, CONSTRUCTION.....	2-183
SLEEVE	2-64	DECORATIVE	2-183
O			
O-RING	2-116	POINTER, DIAL	2-162
P			
PACKING ASSEMBLY	2-116	POST, SNAP FASTENER	2-92
PACKING MATERIALS	2-116	PROTRACTOR, MECHANICS, BEVEL	2-7
PACKING WITH RETAINER	2-126	PUMICE, TECHNICAL.....	2-156
PACKING, PREFORMED.....	2-118	PUSH ON NUT	2-64
PADLOCK.....	2-146	R	
PADLOCK SET	2-147	RECEPTACLE, FRICTION CATCH STUD.....	2-148
PAPER, ABRASIVE.....	2-156	POSITIVE LOCK.....	2-92
GASKET.....	2-127	TURNLOCK FASTENER	2-92
PIN, COTTER.....	2-75	RETAINER, NUT AND BOLT	2-148
GROOVED, HEADED	2-75	PACKING.....	2-127
GROOVED, HEADLESS	2-75	TURNLOCK FASTENER EJECTOR SPRING .	2-93
HOLLOW	2-76	RING RETAINING	2-93
LOCK	2-76	RING, DEE	2-171
QUICK RELEASE	2-76	DOOR, FLUSH	2-148
RETAINING	2-77	EXTERNALLY THREADED	2-171
SHOULDER, HEADED	2-77	RETAINING	2-172
SHOULDER, HEADLESS	2-77	WIPER	2-130
SPRING	2-78	RIVET, BLIND	2-84
STRAIGHT, HEADED	2-79	SOLID	2-85
STRAIGHT, HEADLESS	2-80	SPLIT	2-86
STRAIGHT, THREADED.....	2-81	TUBULAR.....	2-87
TAPERED, PLAIN.....	2-81	ROD, CONTINUOUS THREAD	2-50
TOGGLE, EYE COLLAR.....	2-81	STRAIGHT, HEADLESS	2-148
PIN-RIVET, GROOVED	2-83	ROUGE, ABRASIVE.....	2-156
THREADED	2-83	RUBBER ROUND SECTION.....	2-130
PKG VEE-RING	2-147	RUBBER SHEET, CELLULAR	2-130
PLATE, MOUNTING	2-147	SOLID	2-130
PLUG, ANODE RETAINING.....	2-147	SOLID, CLOTH INSERT	2-131
EXPANSION	2-147	RUBBER STRIP	2-131
FUSIBLE	2-147	RULE, CIRCUMFERENCE	2-7
MACHINE THREAD.....	2-170	MULTIPLE FOLDING.....	2-7
MACHINE THREAD, MAGNETIC	2-171	STEEL, MACHINIST'S.....	2-8
PROTECTIVE DUST AND MOISTURE SEAL .	2-147		
VENT	2-148		
WOOD.....	2-182		
PLUMB BOB.....	2-7		

Section 1 Alphabetical Index

S

SAND, SANDBLAST.....	2-156
SCREW,	
ASSEMBLED WASHER.....	2-11
ASSEMBLY PANEL.....	2-11
CAP, HEXAGON HEAD.....	2-11
CAP, SOCKET HEAD.....	2-15
CLOSE TOLERANCE.....	2-17
DRIVE.....	2-19
EXTERNALLY RELIEVED BODY.....	2-19
LAG.....	2-20
MACHINE.....	2-20
SELF LOCKING.....	2-30
SHOULDER.....	2-31
SPECIAL.....	2-32
TAPPING.....	2-32
TAPPING, THREAD FORMING.....	2-33
WOOD.....	2-33
SEAL RING, METAL.....	2-134
SEAL,	
ANTI-PILFERAGE.....	2-148
NONMETALLIC ROUND SECTION.....	2-132
NONMETALLIC SPECIAL SHAPED SECTION.....	2-132
PLAIN.....	2-132
PLAIN ENCASED.....	2-132
STRAPPING.....	2-148
SETSCREW.....	2-34
SHEET, NONMETALLIC, PROTECTIVE.....	2-134
SHIM.....	2-176
SLEEVE, SEAL, COUPLER.....	2-134
SLIDE, DRAWER, EXTENSION.....	2-148
SLIDER AND PULL, INTERLOCKING SLIDE FASTENER.....	2-94
SNAP, HOOK.....	2-148
SOCKET, SNAP FASTENER.....	2-94
SOUND CONTROLLING BOARD.....	2-188
SOUND CONTROLLING FELT.....	2-188
SPACER,	
PLATE.....	2-177
RING.....	2-177
SLEEVE.....	2-178
SPRING,	
HELICAL, COMPRESSION.....	2-163
HELICAL, EXTENSION.....	2-168
SQUARE,	
CARPENTER'S.....	2-8
COMBINATION.....	2-8

TRY.....	2-9
STANDOFF, THREADED, SPACING.....	2-149
STAPLE.....	2-82
STAY, FOLDING.....	2-149
STEEL GRIT.....	2-156
STONE ASSEMBLY, SHARPENING.....	2-153
STONE,	
COMMUTATOR SURFACING.....	2-153
ELECTRICAL CONTACT BRUSH SEATER.....	2-154
SHARPENING.....	2-154
STOP, INTERLOCKING SLIDE FASTENER.....	2-94
STRAIGHTEDGE.....	2-9
STRAP,	
LINE SUPPORTING.....	2-149
RETAINING.....	2-149
WEBBING.....	2-149
STRAPPING.....	2-150
STRIKE, CATCH.....	2-150
STUD ASSEMBLY, TURNLOCK FASTENER.....	2-94
STUD,	
BALL.....	2-51
CONTINUOUS THREAD.....	2-51
PLAIN.....	2-51
POSITIVE LOCK.....	2-97
SHOULDERED.....	2-52
SNAP FASTENER.....	2-97
TURNLOCK FASTENER.....	2-97
WELDING.....	2-52

T

TAPE MEASURING, REPLACEMENT.....	2-10
TAPE, MEASURING.....	2-9
THUMBSCREW.....	2-38
TRACK, SLIDING DOOR.....	2-150
TRAMMEL.....	2-10
TRAMMEL HEADS.....	2-10
TURNBUCKLE.....	2-150
TURNBUCKLE BODY.....	2-150

W

WASHER,	
CONVEX.....	2-64
FINISHING.....	2-64
FLAT.....	2-65
KEY.....	2-68
KEYWAY.....	2-69

Section 1 Alphabetical Index

LOCK	2-69
RECESSED	2-70
SHOULDERED	2-70
SHOULDERED AND RECESSED	2-71
SPLIT	2-71
SPRING TENSION	2-71
WEATHER STRIP	2-189
WEDGE,	
DOOR	2-151
WOOD	2-182
WHEEL, ABRASIVE	2-154
WINDOW DIAL	2-162
WOOL, METALLIC	2-156

Y

YARDSTICK	2-10
-----------------	------

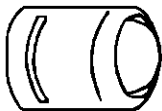
GROUP 52 MEASURING TOOLS

CLASS 5210 MEASURING TOOLS, CRAFTSMEN'S

NOTE: As non-plastic alternatives to plastic items currently in use are identified, information will be provided through shopping advisory messages and the Afloat Shopping Guide. To help you shop more "wisely", items recommended for shipboard use will be annotated with "NP" by the National Item Identification Number.

BALL ATTACHMENT, MICROMETER

Snap-on ball attachment for outside micrometers. Hardened Steel ball in retainer converts flat ends of 1/4 inch diameter anvils and spindles for measuring wall thickness of tubing, sleeves, and other parts with rounded surfaces. Ball diameter of each ball used must be subtracted from micrometer reading. Ball diameter shown in inches.

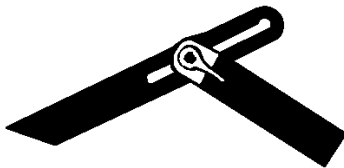


Ball Dia

00-494-1737	.200
00-494-1738*	.200
00-494-1739	.250
* .270 inch diameter spindle.	

BEVEL, SLIDING T

Sliding T bevel with hardwood handle. Locks to hold Steel blade at desired angle.



Blade Lg/In.

00-278-0645	8
-------------	---

BLADE, THICKNESS GAGE

English system feeler stock. With rounded ends, 12 inches long by 1/2 inch wide. Without holder. With end hole.

00-132-5693

CALIPER, DIAL

ENGLISH MEASUREMENT. Stainless Steel, range 0 to 6 inches by .001 inch increments. Measures inside, outside and depth. Furnished with fitted case.

01-010-4522

CALIPER, HERMAPHRODITE

Firm-joint type with adjustable point. Transfer design feature not included.

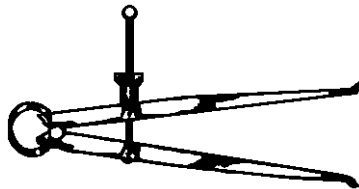


01-435-6804 6 in. size

CALIPER, INSIDE

General purpose inside calipers. Polished Steel construction. Class and size in inches as noted.

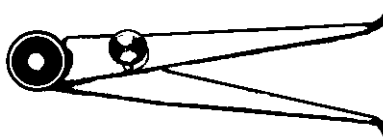
Lock-joint type with sensitive adjustment device.



Size/In.

00-229-3041	24
-------------	----

Spring joint type, flat leg. Solid or quick adjustable nut.



Size/In.

01-434-9440	4
00-229-3060	8

CALIPER, LEAD BENDER

Plastic, measurement scale graduated in .100 inch increments. With 2 gauging probe tips, 2 vertical mount forming posts and 1 locking screw.

00-050-5118

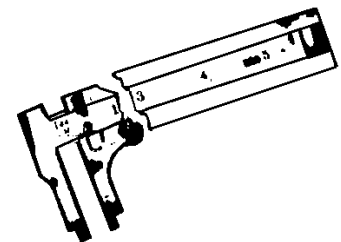
CALIPER SET, MICROMETER, OUTSIDE

Six caliper set. Gauging range 0 to 6 inches, in units of 10,000 of an inch. With ratchet stop and lock-nut. Case type container.

00-554-7134

CALIPER, SLIDE

Stainless Steel pocket slide caliper. Inside and outside measuring. Graduated in 32nds and 64ths on slide edge and 32nds on stock back.



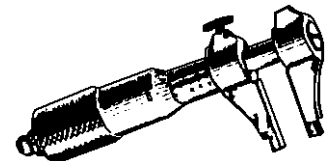
Blade Lg/In.

00-224-9942	3
00-221-2091	5

CALIPER, MICROMETER, INSIDE

English measure inside micrometers. Range as noted. All supplied with wood case. Class as indicated.

Jaw type. Caliper type jaws with lock screws. 1,000ths inch graduations.




Range/In.

00-221-1918	.200 to 1.000
-------------	---------------

Rod and Sleeve type, Head graduations 1,000ths inch. Furnished with measuring rods and collars.

CLASS 5210



Range/In.

00-221-1919	1 to 2
00-221-1921	2 to 12
00-293-1652	8 to 36

Tubular, interchangeable head set. Class 3, Head graduations 1,000ths inch. Furnished with 5 adjustable measuring rods and 1 handle.

Range/In.

00-293-3523	1-1/2 to 8
-------------	------------

CALIPER, MICROMETER, OUTSIDE

English reading outside micrometers. Range as noted. With enameled frames, ratchet stop, lock nut, and wood case.

Fixed solid anvil type, Style A. 10,000ths inch graduations.

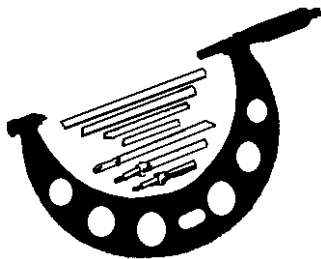


Range/In.

00-540-2973	0 to 1
00-243-2933	1 to 2
00-221-1945	2 to 3
00-221-1934	3 to 4
00-255-7564	4 to 5
00-221-1948	5 to 6
00-250-0870	7 to 8
00-790-1901*	8 to 9

* 1,000ths inch graduations

Interchangeable Anvil type, Style B. 1,000ths inch graduations. With perforated frame. Furnished with standards and anvils as indicated, in wood case.



Std/In. Anvil/In. Range/In.

00-223-9158	2,3,4,5	0,1,2,3	2 - 6
00-287-3336	6,7,8	0,1,2	6 - 9
00-287-3337	9,10,11	0,1,2	9 - 12

CALIPER, MICROMETER, TUBE

English reading tube micrometer. Enameled frame with ball type anvil, 1,000ths inch graduations. With wood case.



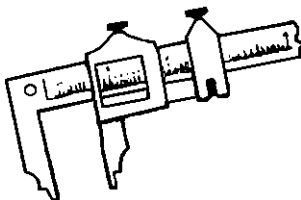
Range/In.

00-293-0042	0 to 1
-------------	--------

CALIPER, VERNIER

English measurement vernier calipers. Hardened Tool Steel, inside and outside measurements. Direct inside measurement reading range 0.5 to 36 inches. Outside measurement range 0.0 to 36 inches

Closed nib width 0.5 inch. Jaw depth 2.75 inches.



00-222-4565

English Metric scale vernier calipers. Hardened Tool Steel calipers for measuring inside and outside diameters. Graduated on front side, 0.001 inch. and on reverse side 1/50 millimeter for direct outside readings. For inside measurements, the total width of the closed nibs must be added to the caliper readings. Supplied with case.

Closed nib width 0.250 inch. Depth of jaws 1.250 inches.

Range/In.

00-250-4761	0 to 6 (outside)
	.250 to 6 (inside)

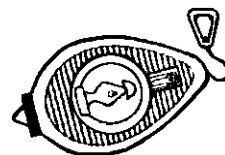
Closed nib width .300 inch. Depth of jaws 2.250 inches.

Range/MM

00-293-2913	.003 to 300 (outside)
	.300 to 300 mm (inside)
00-234-8017	000 to 600 (outside)
	300 to 600 (inside)

CHALK LINE AND REEL

50 foot chalking line in metal case. Self chalking; with hook ring and hand crank rewind.



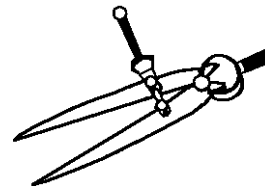
00-273-9793

DIVIDERS, MECHANIC'S

Layout and scribing dividers. Polished Tool Steel construction. Size as noted. Type as indicated.

Spring type, flat rectangular legs.

Solid nut adjustment.



Size


00-266-7038	4
00-263-0378	6
00-263-0376	8
00-267-3371	10

Split nut adjustment.

Size

00-293-1701	12
-------------	----

Wing-type with fine adjustment device.



Size

00-266-7047	12
-------------	----

GAGE, BEARING CLEARANCE, PLASTIC WIRE


Unit of issue includes box of 12. Clearance range color, and Dana Corporation part number indicated.

Range/In. Color Pt/No.

00-640-6177	.001 to .003	Green	PG-1
00-640-6178	.002 to .006	Red	PR-1
00-640-6176	.004 to .009	Blue	PB-1

GAGE, CENTER

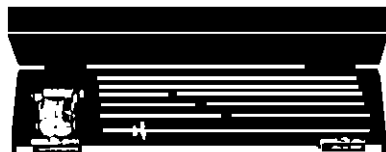
U.S. standard 60 degree center gage. Handy gage for use in grinding and setting screw cutting tools. With scale for determining threads per inch and table of double depth of threads for determining size of tap drills. Graduated in 14ths and 20ths on one side, 24ths and 32nds on other side. Ground gaging surfaces.



00-222-4000

GAGE, CRANKSHAFT DISTORTION DIAL INDICATING

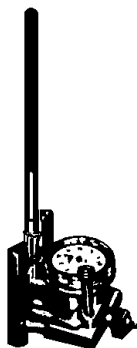
Steam boiler engine strain gage. For checking the distortion of engine shafts and frames. Usable on all diesel engine shafts and center crankshafts of any type engine or compressor. Furnished with dial indicator, ten sharp pointed rods, one extension, one balancing attachment and wood case. Dial graduated in .001 inch units and reads 0-20-0, one turn equaling .040 inch Range, 2-3/8 to 18 inches.



00-494-1776

GAGE, CYLINDER

Cylinder bore gage. For use in determining tapered, out-of-round or scored cylinders. Furnished with dial indicator mounted on block alignment slide with 2 fixed contact points, locking device, toggle-joint handle, and extension rods. Dial graduated in .001 inch units and reads 0 to 100, one turn equaling .100 inch. Range 2-1/2 to 9 inches.



00-494-1774

GAGE, DEPTH, DIAL INDICATING

Dial depth gages. For measuring holes, recesses, slots, etc. 2.500 inch long by 1.200 inch wide base with indicator. Range as noted.

Flat base type. With plain-bearing adjustable dial indicator. Dial graduated in .001 inch units, reading 0 to 100. Furnished with 2 extra rods and case.



Range/In.
0 to 3

00-684-9944

Knife-edge 2-1/2 inch base type with jewel-bearing dial indicator. Dial graduated in 0.0005 inch units, reading 0-25-0. Furnished with push down needle point and case.

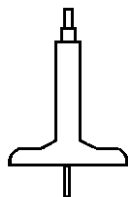


Range/In.
0 to .125

00-710-4359

GAGE, DEPTH MICROMETER

Multiple rod micrometer depth gages. One inch movement. Graduations in 1,000ths inch. Furnished with 3/32 inch diameter rods, ratchet stop and wood case.



2-1/2 in. base

	Rod/ Dia	Gauge/ Range	Rods
00-221-1932	1/8	0 to 6 in.	6
00-826-5368	3/32	0 to 12 in.	12

4 inch base

	Rod/ Dia	Gauge/ Range	Rods
00-619-4045	5/32	0 to 6 in.	6

5 inch base

	Rod/ Dia	Gauge/ Range	Rods
00-542-4602	3/32	0 to 10 in.	10

GAGE, DEPTH, RULE

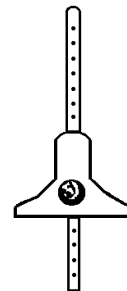
6 inch depth gages. Flat Steel rule graduated in 32nds one side, 64ths other side. Hardened Steel head with clamping device.

Combination depth and angle gage. With flat hook rule and nongraduated rod. One side of head marked, both right and left, with 30, 45, and

60 degree lines, 6 inches long.

00-221-1899

Flat rule with non-graduated base.



00-221-1902

Calibrated numerically in 32nds from 0 to 1 inch. With pocket clip and round indicating sleeve.

00-357-5951

GAGE, DRILL POINT

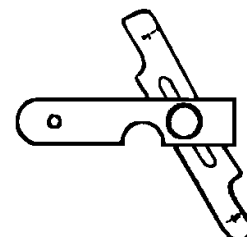
59 degree drill point grinding gage. 6 inch hook rule graduated in 64ths, 32nds, 16ths, and 8ths. Sliding head with 1 inch tongue graduated in 32nds along 59 degree bevel face, adjusts and locks to any position.



00-221-2072

GAGE, FILLET AND RADIUS

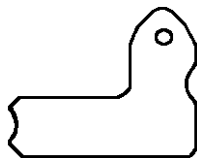
Stainless Steel. 16 blades/single end, or 8 blades/double end, encased. 2 blade group/single end blades, or 1 blade group/double end blades, with or without a blade lock; .266 blade radii. Blade sizes: .031, .047, .063, .078, .094, .109, .125, .141, .156, .172, .188, .203, .219, .234, and .250 inch thick.



00-273-9867

CLASS 5210

Right angle shape, 5 gauging surfaces. Sizes: 9/32, 5/16, 11/32, 3/8, 13/32, 7/16, 15/32, and 1/2 inch thick. With leatherette case.



00-246-8833

GAGE, GAP SETTING

Folding gap setting gages. Metal holder equipped with gap-adjusting tool.

Angular wire-feeler type. With 8 bent wire sizes: .010, .012, .015, .018, .020, .022, .025, and .030 inch diameter and tension lock.

00-273-1935

Angular wire-feeler type. With 8 bent wire sizes: .022, .025, .027, .028, .030, .032, .035, and .040 inch diameter and tension locking device and gap adjusting tool.

00-278-1248

00-244-7771*

* Without locking device or gage adjusting tool.

Straight blade-feeler type (9): .002, .003, .004, .006, .008, .012, .013, .020, and .025 inch. Also angular wire-feeler type (6): .015, .018, .025, .030, .035, and .040 inch. Folding construction type, with gap adjusting tool. SPECIAL FEATURE: 2 inch rule with knife edge combination Carbon scraper and file.

00-031-1504

Straight blade-feeler type. With 6 blades, sizes: .015, .018, .020, .025, and .030 inch thick.

00-189-9538

GAGE, INJECTOR

Steel. Base - 4 inches long by 4 inches wide by 1/4 inch thick; body 1-5/8 inch diameter by 3-7/8 inch length. Internal configuration designed to accept Detroit Diesel Engine Series 53 and 71 injector bodies. Furnished with dial indicated for checking tip concentricity.

00-990-3327

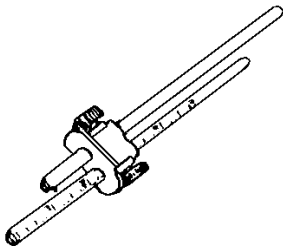
GAGE, INJECTOR TIMING

Steel, Black-Oxide; Chromium or Nickel surface treatment, 3-9/16 inch length. Working end .151 inch minimum diameter for 1.438 inch minimum reduced to .090 inch minimum diameter for .266 inch on tip.

00-474-6400

GAGE, MARKING AND MORTISE

Carpenter's Steel scratch gage. Single-face head With 2 thumbscrews, and 2 sliding bars graduated in 16ths or 32nds over 5 inch length.



00-237-8574

GAGE PIN SET, HOLE SIZING AND LOCATING

Steel, pin sizes 120, 110, 100, and 090.

00-074-0881

GAGE, SCREW PITCH

Folding screw pitch gages for 60 degree threads. Measures American National or sharp V form internal and external threads. Steel case with locking device. Each blade permanently marked With respective number of threads per inch (TPI).

27 blades; range 2-1/4 to 28 TPI, American National. Includes center gage with coarse and fine notches.

00-221-1992

28 blades; range 4 to 80 TPI, Sharp V.

00-293-1872

51 blades; range 4 to 84 TPI, American National.

00-203-7763

METRIC. 28 blades, encased blade type - double blade/group. Sizes .25 to .90 in 5 millimeter increments: 1.00, 1.10, 1.20, 1.25, 1.30, 1.40, 1.50, 1.60, 1.70, 1.75, 1.80, 1.90, 2.00, and 2.50 millimeter.

00-221-1991

GAGE

SET, GAP SETTING AND THICKNESS

28 gages with handles. Thickness gage sizes: .002, .002 - Brass, .003, .004, .005, .006, .007 - Phosphor Bronze, .010: Gap setting gage sizes: .006, .008, .010, .012, .015, .018, .020, .025, .030, .035, .037, .040, .045, .050, .055, .060, .065, .070, .075, and .080.

00-448-3624

GAGE SET, PISTON

Consists of 1 each thickness gage set; 1 each spring scale; 1 each swivel assembly.

00-116-1631

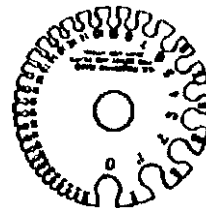
GAGE SET, SMALL HOLE

For internal measuring. Range in decimals. Size (A) .125 to .200, (B) .200 to .300, (c) .300 to .400, and (D) .400 to 500.

00-449-7014

GAGE, SHEET AND PLATE

U.S. standard sheet metal gage. Circular, for gauging uncoated sheet, Plate Iron and Steel. Gage number range: Numbers 0 to 36. Decimal equivalents on reverse side. 3-1/4 inch diameter 3/32 inch thick.



00-221-2448

GAGE, SMALL HOLE

Expandable-ball small hole gages. Knurled handle with sensitive adjustment. Hardened ball measuring surface with 2 point contact.



	Size	Range
00-221-2080	A	.125 to .200
00-221-2081	B	.200 to .300
00-221-2082	C	.300 to .400
00-221-2083	D	.400 to .500

GAGE, SURFACE

Universal surface gage. Hardened Steel base, approximately. 2 13/16 inches minimum and 3 1/2 inches maximum, V grooved for circular work; gage pins in each corner of the base for linear work. 8 3/4 inch minimum and 12 1/4 inch maximum spindle with scribe clamp. Remove spindle and insert scribe in lower clamp for bench work. Front of base with V notch for universal settings.

00-221-1842

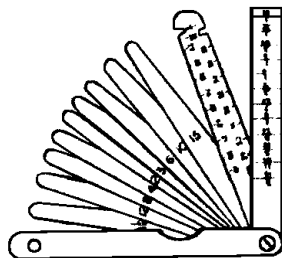
GAGE, TAPER

Used for measuring slot width; .020 to .375 inch width range. Smallest unit of graduation .010 inch 2 blades.

00-399-3715

GAGE, TAPER-WIRE-THICKNESS, ENGINEER'S

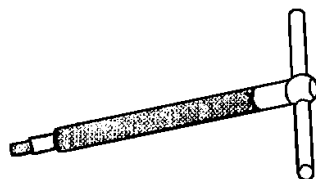
11 blade combination feeler-taper wire gage. Provided with 9 feeler blades, sizes: .002, .003, .004, .006, .008, .010, .012, .015, and .062. A taper gage blade with taper range from 1/64 to 3/16 inch by 64ths one side; other side has a 3 inch scale graduated in 8ths and 16ths. Also has a Birmingham Standard wire gage blade with sizes numbered from 19 to 36, plus extra slots 1/16 inch to 1/8 inch one side, reverse side gives decimal equivalents in 1000ths of an inch. Blades fold into metal case, with a blade lock.



00-221-2047

GAGE, TELESCOPING

Telescoping gage with self-centering handle. Knurled handle holds and locks telescoping plungers. Sizes and range as noted.



	Size	Range
00-221-2084	AA	5/16 to 1/2
00-221-2085	A	1/2 to 3/4
00-221-2086	B	3/4 to 1-1/4
00-221-2087	C	1-1/4 to 2-1/8
00-221-2076	D	2-1/8 to 3-1/2
00-221-2077	E	3-1/2 to 6

GAGE SET, TELESCOPING

Complete set of 6 telescoping gages in Vinyl case. Range 5/16 to 6 inches. Contains 1 each of the following NSN's: 5210-00-221-2076, -2077, -2084, -2085, -2086, and -2087. Sizes AA through E.

00-473-9350

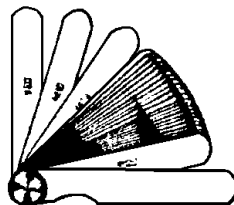
GAGE, THICKNESS

English measure thickness (Feeler) gages. Tempered Steel blades fold into metal frame. With blade lock, unless noted.

Bent end blade type with one group of blades.

25 blade feeler gage with 30 degree bend, 5/8 inch length from bend to tip. Without blade lock.

Blades are 3-1/4 inches length by 1/2 inch width. Sizes .0015, .002, .003, .004, .005, .006, .007, .008, .009, .010, .011, .012, .013, .014, .015, .016, .018, .020, .022, .024, .025, .028, .030, .032, and .035 inch thick.



00-804-2660

Straight blade types with one group of blades.

8 blade feeler gage, sizes: .002, .004, .006, .008, .010, .012, .016, and .020 inches thick, 1/2 inch width by 3 inch length.

00-363-7573

9 blade feeler gage. Sizes: .0015, .002, .003, .004, .006, .008, .010, .012, and .015 inch thick, 1/2 inch width.

	Lg/In.
00-517-8096	6
00-517-8097	9

13 blade feeler gage, Sizes: .0015, .002, .003, .004, .006, .008, .010, .020, .030, .040, .075, .100, and 200 inch thick. 1/2 inch width by 4-1/2 inch length. Without a blade lock.

00-246-2303

17 blade feeler gage, sizes: .010, .012, .013, .015, .016, .017, .018, .019, .020, .022, .024, .025, .026, .028, .030, .032 and .035 inch thick. 1/4 inch width by 1-3/4 inch length.

00-250-6245

20 blade metric measure feeler gage. Sizes: .05, .10, .15, .20, .25, .30, .35, .40, .45, .50, .55, .60, .65, .70, .75, .80, .85, .90, .95, and 1.0 millimeters thick. 1/2 inch width by 3 inch long blade.

00-045-3526

25 blade feeler gage. Sizes: .0015, .002, .003, .004, .005, .006, .007, .008, .009, .010, .011, .012, .013, .014, .015, .016, .017, .018, .019, .020, .021, .025, .027, .030, and .040 inch thick. 1/2 inch width by 3-5/16 inch. long. GSA replacement tool, to ensure uniformity and economical operation.

01-335-1616

26 blade feeler gage. Sizes: .0015, .002, .0025, .003, through .025 inch thick by 1,000ths. 1/2 inch width by 3 inch length.

00-274-2857

26 feeler gage. Sizes: .0015, .002 through .018

by 1,000ths; .020, .022, .024, .025, .028, .030, .032, and .035 inch. thick. 1/2 inch width by 3 inch length.

00-223-9191

29 blade feeler gage. Sizes: .004, .006, .008, .010, .013, .015, .017, .018, .038, .040, .041, .044, .047, .050, .053, .056, .059, .060, .062, .065, .068, .071, .074, .200, .230, .260, .290, .320, and .350 inch thick. Chromium Plated. 1/2 inch width by 1-1/2 inch length.

00-189-9518

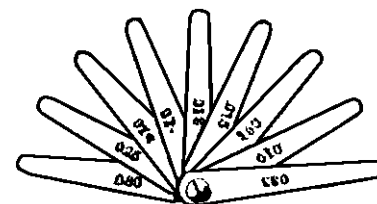
Straight blade type, With 2 groups of blades.

22 blade feeler gage, With 3 inch point file. 10 blades 3 inch length sizes: .002 through .008, .010, .013, and .015 inch thick, 12 blades, 1-3/4 inch length, Sizes: .011, through .020, .022, and .025, inch thick.

00-242-3926*

* Non- Spec item.

Tapered blade types with one group of blades.



11 blade feeler gage. Sizes: .002 through .012 inch thick by 1,000ths. Without a blade lock. 1/4 inch width by 15 inch length.

00-671-2275*

* Non- Spec item.

14 blade feeler gage. Sizes: .0015, .002, .003, .004, .006, .008, .010, and 4 each of .025 and 3 each of .125 inch thick, 1/4 inch width by 12 inch length.

00-223-9194

26 blade feeler gage. Sizes: .0015, .002, .0025, .003 through .025 inch thick by 1,000ths. 1/4 inch width by 3 inch length.


00-221-1999

Tapered blade type with two groups of blades.

GAGE, THREAD CUTTING TOOL

29 degree Acme screw head gage. Standard gage for grinding and setting tools when cutting Acme threads. Pitch range (Threads Per Inch - TPI). Numbers 1 to 10, 3-3/8 inch length by 1-5/8 inch width.

CLASS 5210




00-243-2100

GAGE, TWIST DRILL AND DRILL ROD

Fractional (Jobber's) drill gage. Drill size range, 1/16 to 1/2 by 64ths. Each hole marked with its size in inches and decimal equivalent. 6-1/4 inch length by 2-5/16 inch width by 5/64 inch thick.

00-273-9865

Handy drill and Steel wire gage. Drill size range Numbers 1 to 60. Each hole marked with its drill gage number and decimal equivalent. 5-1/2 inch length by 1-1/2 inch width by 5/64 inch thick.




Drill Size Range/No's

00-221-1893
00-555-7993

61-80.

GAGE, TWIST DRILL AND TAP

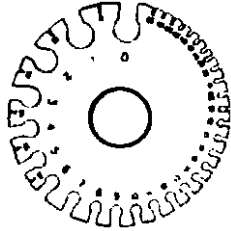
Handy tap and drill gage. Drill size range, numbers 1 to 60. Each hole marked with its drill gage number and decimal equivalents. Table lists correct size tap drill and body drill for popular 2-56 to 1/4-28 NC and NF series. 6-1/4 inch length by 2-7/16 inch width. 5/64 inch thick.



00-221-1894

GAGE, WIRE

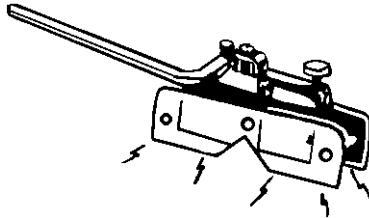
American Standard wire gage. Circular, for gauging nonferrous metal sheets, plates and wire. Gauging number range, numbers 0 to 36. Decimal equivalents on reverse side. 3-1/2 inch diameter by 3/32 inch thick.



00-238-3106

HOLDER, DIAL TEST INDICATOR

Magnetic base indicator holder with holder rod. V slotted, 3-1/2 inch length by 1-1/8 inch width by 1 inch height base fits flat or round surfaces, holds in any position on Iron or Steel. 6 in. nonmagnetic Stainless Steel holder rod fits standard 1/4 inch indicator back lugs, moves in ball socket for universal settings.

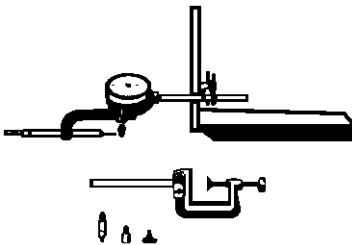


00-390-5446

INDICATOR, DIAL

Adjustable dial test indicators. Dial indicators with accessories.


Contact point on back, plunger action. 2-3/16 inch diameter bezel. Dial graduated in .001 inch units, range 0 to .200 inch. Adjustable dial setting type. Supplied with hole attachment, arbor clamp, tool post holder with upright spindle and clamp, regular cone, and mushroom contact points.



	Dial Reading	Type
00-377-6525	0-50-0	3
00-277-8840	0-100	4

Contact point on bottom rim, plunger action. 2-1/4 inch diameter bezel. Dial graduated in

.0005 inch units, reading 0-25-0, range 0 to .125 inch. Supplied with adjustable offset arm, reducing bushing, tool post holder, stanchion base (without stop) and regular contact point.



00-293-3016


Contact point on rim, plunger action. 2-1/4 inch diameter bezel. Dial graduated in .001 inch units, reading 0-100, range 0 to 1.000 inch. Adjustable dial setting type. Regular contact style bearing. Tell tale hand included.

00-243-9649

Contact point on rim. Plunger action. 2-3/16 inch diameter bezel. Dial graduated in .0001 inch units, reading 0-5-0, range 0 to .025 inch, jewel bearing. Adjustable dial type. Includes base with upright post. Without cushioned movement, lifting lever or tell tale hand.

00-432-9235

Contact point on extended body, swivel action. 1 inch diameter bezel. Dial graduated in .001 inch units, reading 0-15-0, range 0 to .030 inch. Supplied with universal shank and clamp and adjustable 2 ball contact points.



00-223-9648

Contact point on extension arm end. Lug on center mounting style. 3.625 inch diameter dial with a 5 inch measuring capacity. Fixed dial setting marked 0-100 inch .001 graduations. Regular contact point style.

00-111-3681

Contact point on extension arm end. Swivel action, 2 ball contact point style. Dial graduated in .0001 inch units, reading 0-4-0, range 0 to .008 inch. Jewel bearing, cushion movement feature included. Adjustable dial type. With clamp attachment tool and post holder. SPECIAL FEATURE: Reversing levers, nonmagnetic. Packed in box.

00-273-9791

Contact point on extension arm end, 2 ball swivel

action. 1-1/8 inch diameter bezel. Adjustable dial, graduated in .001 inch units, reading 0-15-0, range 0 to .030 inch. Jewel bearing. Tell tale hand included. Supplied with clamp attachment and tool post holder.

00-273-9790

Non-Spec Types

Cup type 1/2 inch manual throttle valve dial indicator. 2.065 inch inside diameter, 2.130 inch outside diameter, .060 inch thick, .810 inch height. 0-9 equally spaced markings on outer circumference. 3/8 inch hexagon shaped hole in center.

01-319-3357

Contact point on rim. Plunger action. 3-5/8 inch diameter bezel. Adjustable dial - .500 inch capacity with .001 graduations. 0-50-0 dial marking. Surface contact point mounting style. Regular contact point style. Jewel bearing with tell tale hand.

00-177-4191

Contact point on rim. Plunger action. 2-1/8 inch diameter bezel. Adjustable dial - 2 inch capacity with .001 inch graduations. 0-100 dial marking. Continuous mounting. style. Regular contact point style. Jewel bearing with tell tale hand.

00-410-6607

Contact point located on the back. 1-1/2 inch diameter adjustable dial. Measurement capacity .200 inch graduated in .00100 inches. Dial marked 0 to 100. Contact point is a plunger action type.

00-203-9354

Contact point located on the stem. Lug on center mounting with 1-11/16 inch. Fixed dial. Dial marked 0-50-0 in .00100 inch graduations. Contact point is a regular plunger style. Measurement capacity is .250 inch. And indicator dial comes in a box.

00-127-7955

LEVEL, CYLINDRICAL, CIRCULAR VIAL

Nonadjustable Brass single face design. 7/8 inch base diameter by 25/64 inch high. Ground surface with bubble type vial. Special Features: Chrome Plated with three mounting holes. 45 minutes sensitivity.

00-081-6052

LEVEL, LINE

Nonadjustable Aluminum and Brass line level. Single face design, 3 inch length. Unground vial surface.

00-223-9606

LEVEL, POCKET

Midget pocket level. Plated Brass and Aluminum body with end caps. Nonadjustable level vial. 1/2 inch width base, 3 inch length.

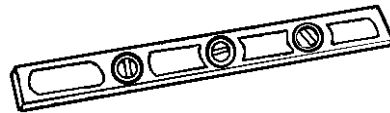


00-223-9604

LEVEL AND PLUMB

Level and plumbs with fixed or adjustable vials as specified.

CARPENTER'S



Aluminum, side-reading. Double-faced stock with 1 level vial.

	Lg/In.
00-239-0892	24
00-926-5430	28
00-1727-2081	48

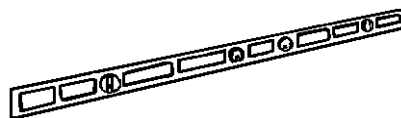
Single face design with Cast Iron body. Adjustable cross test level plumb vials. .005 inch per foot vial graduations.

	Lg/In.
00-223-9607	12

Torpedo (Pocket) type. Single faced wood, Aluminum or Magnesium stock with one each level-plumb, and 45 degree vial, 9 inch length overall. Nonadjustable.

00-516-3356

MASONS



Aluminum, side-reading. Double faced stock with 2 level vials in pairs, and 4 plumb vials in pairs, 48 inch length.

00-720-7982

MICROMETER, OUTSIDE

Range-thimble 0 to 1 inch with .0001 inch graduations. Counter 00.00 to 25.40 millimeter with .01 millimeter graduations.

01-130-8881

PLUMB BOB

Polished Brass plumb bob, 8 ounce weight size. With detachable hardened Steel point. 7 foot length of braided Silk or Linen line. Accurately centered. Lacquer finish.

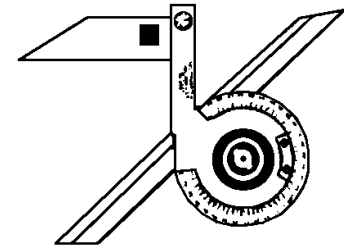
00-238-3299

Solid Brass plumb bob, 20 ounce weight size. Top and point are nonremovable. Special Feature: Has 1/8 inch Graduations.

00-238-1734

PROTRACTOR, MECHANICS, BEVEL


Nonreversible type head without level, 4 inch length. Revolving dial. Disc graduated 90 to 0 to 90 degree. With 1 vernier scale 5 minute minimum reading. Blade hardened 7 inch length by 1/2 inch width. With 1 acute angle attachment, hardened 12 inch length by 1/2 inch width.



00-390-5610

RULE, CIRCUMFERENCE

Tinsmith's circumference rule. Polished flexible Steel rule, graduated in 16ths one edge. Circumference reading, graduated in 8ths other edge. Reverse side with layout data for dry and liquid measures.



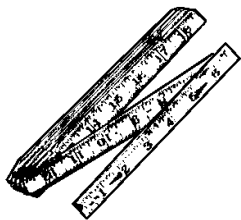
	Lg/In.	W/In.	Thk/In.
00-132-5699	36	1.250	.062
00-243-3350	48	1.250	.062

RULE, MULTIPLE FOLDING

6 foot hardwood rules with 12 sections. 5/8 inch width, outside reading, 12 section rules with metal joints and ends. Both faces graduated in 16ths each edge. White or Yellow enameled finish.

Standard Duty

CLASS 5210



00-293-3393


Heavy Duty

With 6 inch extension slide, 12 section. Brass slide for inside measurements in first fold.

00-293-3511

RULE, STEEL, MACHINIST'S

Tool-Steel machinists rules. Right hand reading. English measure for each graduated edge. Length as noted.



Rigid-Spring tempered approximately 3/64ths inch thick, width as noted.

Face graduated in 10ths and 50ths of an inch.

	Lg	W
00-826-8298	6	3/4

Front face graduated in 32nds, 16ths, 8ths, and 1/4 of an inch. Rear face graduated in halves and inches, millimeters and centimeters. Corrosion Resistant Steel. Dimensions listed in inches.

	Lg	W	Thk
00-362-5100*	6.250	.469	.020

* Non-Spec item.

Front face graduated in 32nds and 64ths of an inch, rear face in 8ths and 16ths.

	Lg	W
00-234-5223	6	3/4
00-234-5224	12	1
00-243-3367	18	1-3/16

Front face graduated in 32nds and 64ths of an inch, rear face in .500 and 1.000 millimeters. Rigid, Tool or Stainless Steel material.

	Lg	W
00-725-7347	6	3/4

Front face graduated in 1/100 and 1/64th of an inch, rear face 1/32nd and 1/64th of an inch.

	Lg	W
00-293-0565	24	1-3/16

Front face graduated in 64ths and 100ths of an inch, rear face in 16ths and 32nds.

	Lg	W
00-273-1965	6	3/4
00-273-1960	36	1-3/16

Flexible Approximately 1/2 inch wide 1/64th inch thick. Thin and flexible, spring tempered.

Front face is graduated in 10ths and 100ths of an inch, and rear face is graduated in 32nds and 64ths.

	Lg/In.
00-971-8827	6

Front face is graduated in 32nds and 64ths, rear face in 8ths and 16ths.

	Lg/In.
00-243-3351	4

Front face is graduated in 32nds and 64ths of an inch, and rear face in 50ths and 100ths of an inch.

	No.	Lg	W
00-204-1283	3	6	1/2
00-827-0707	16	24	3/4

SQUARE, CARPENTER'S

One-piece Steel squares. Polished finish. Size as specified. Outside edge length, width of body and tongue as noted.



Tapered squares. Body and tongue faces tapered from .070 inch minimum to .135 inch maximum 12 by 1-1/2 inch body, 8 by 1 inch tongue. Front faces graduated in 64ths and 32nds of an inch, 16ths and 8ths on the back. Size 12.

24 by 2 inch body, 16 by 1-1/2 inch tongue. Front faces graduated in 16ths and 8ths of an inch; 12ths, 16ths and 10ths on the back. Rafter or forming brace octagon. Essex board measure 100ths scale inscribed. Size 24.

00-273-1948

24 by 2 inch. body, 16 by 1-1/2 inch tongue. Front faces graduated in 16ths and 4ths of an inch, 12ths and 4ths on the back. Inscribed with Brace table and Essex board measure. Size 24.

00-810-3490


SQUARE, COMBINATION

Carpenter's try and miter square. Steel or Cast Iron square and miter head with spirit level, scriber, and knurled clamp nut. Grooved, Steel blade graduated in 16ths and 8ths of an inch on one side, and 16ths and 32nds on the other.

	Lg/In.
00-241-3599	12 blade


Machinists combination squares. Cast Iron heads. Square head with spirit level, hardened Steel scriber, and knurled clamp nut. Grooved, tempered Steel blade graduated in 32nds and 64ths of an inch on one side, and 50ths and 100ths on the other.

Blade with square head only.



	Lg/In.
00-078-8948	12 blade

Blade with square and center heads.




	Lg/In.
00-078-8947	12 blade
00-078-8950	24 blade

Grooved Blade with square, center and reversible protractor head with level. Hardened Steel, square/miter head material. Blade graduated 1/64, 1/32, 1/16, and 1/8.

	Lg/In.
00-450-6920	12 Blade

Blade with square, center and reversible protractor head with level.



	Lg/In.
00-078-8949	12 blade

Blade with square head and center head, graduated in 8ths and 16ths of an inch on one side, 32nds and 64ths inch on the other.

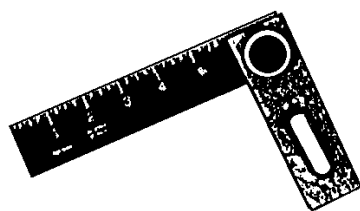
	Lg/In.
00-224-9937	6 blade
00-540-3513	12 blade

Square miter head scribe included, with grooved blade. Center head not included. Special Feature: English and metric graduations.

	Lg/In.
01-037-0486	12 in. blade

SQUARE, TRY

Carpenter's try square. Hardened Steel blade. Graduated in 8ths both sides, securely fastened to smooth-finished hardwood handle. Inside edge length of blade and beam as noted.



	Lg/In.
00-221-2051	8

Machinists try square. Extremely accurate precision square without graduations. Hardened Steel blade and beam permanently attached. Furnished with a case. Inside edge length of blade and beam as noted.

	Lg
00-277-7440	3 in. blade, 1-3/4 in. beam
00-190-3339	6 in. blade, 3-1/4 in. beam

STRAIGHTEDGE

Machinists straight edge with square edges, not graduated. Semi-hard Corrosion Resisting Steel. Length width and thickness, listed in inches.

	Lg	W	Thk
00-174-3231	24	1.75	.125

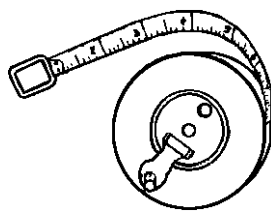
One edge beveled, one edge square.

	Lg	W	Thk
00-264-6400	36	3	.281

TAPE, MEASURING

Distance measuring tapes for general use. Graduated length as noted.

3/8 inch wide Steel tapes for machinists and mechanics. Leather or Vinyl covered metal case with hand crank and rewind. Graduations in feet, inches, and 8ths, on one side only, start at outside end of ring.



Chrome Plated Steel ribbon with Black markings.

	Lg/Ft
00-234-6744	25
00-234-6745	50

Corrosion Resistant Steel ribbon with Etched markings.

	Lg/Ft
00-221-1882	100

White-enameled Steel ribbon with Black markings. Graduated in feet, 10ths and 100ths one side only. Vinyl covered case.

	Lg/Ft
00-221-1888	100

1/2 inch wide Steel, self supporting measuring tape. Butt end case, pull-push winding method. Graduated in 16ths inch one edge millimeters on other edge.

	Lg/In
00-245-0301	78.4

Graduated 32nds inch first 12 inch upper edge and 16ths inch both edges exclusive of first 12 inches of upper edge. Chrome Plated.

	Lg/Ft
00-540-2560	12

3/4 inch wide Steel tape. Graduated 16ths inch top and bottom edges. 32nds inch for the first 12 inches, with a belt clip.

	Lg/Ft
00-054-1011	12

1/2 inch wide enameled Steel, self supporting measuring tape. Butt end case, automatic rewind. Graduated in 32nds for first foot, 8ths and inches for remainder, both edges. Special Feature: brake to hold blade at any extension.

	Lg/Ft
00-081-4719	8

Epoxy coated Steel ribbon. Upper edge of blade is graduated in millimeters. The first 12 inches of the lower edge is graduated in 32nds and the remainder of the lower edge in 16ths. Butt type end, furnished with a case. Automatic rewind, 1/2 inch wide. One side measures 10 feet, other side measures 3 meters.

00-086-4988

3/4 inch wide, Plastic coated self supporting tape. Butt end case, with automatic rewind mechanism. Graduated in 16ths inch both

edges, except the first 6 inches or more on the one edge is graduated in 32nds inches. Features a belt hook, positive locking device to position blade, Black and Red markings on White or Yellow surface and a Chrome Plated case.

	Lg/Ft
00-182-9893	12
00-150-2920	16

1/2 inch wide Steel measuring tape. Butt end case with automatic rewind mechanism. Graduated in 32nds for the first 6 inches and in 16ths for the remainder. Markings on one side only. Foot numbers in Red and stud marks every 16 inches.

	Lg/Ft
00-078-3905*	12
* Non Spec Item	

1/2 inch wide Steel measuring tape with an automatic spring rewind. Graduations in inches and feet with the smallest graduation 1/16 inch. Chrome case with a blade lock, belt clip, rubber bumper, reinforced blade tip and first 6 inches of the blade graduated in 32nds.

	Lg/Ft
01-335-1611	10
01-335-1612*	12
01-139-7444†	25
* Blade width 3/4	
† Blade width 1 inch	


1 inch wide Steel measuring tape with an automatic spring rewind. Graduations in inches and feet with the smallest graduation 1/16 inch. Chrome case; blade lock; stud marking every 16 inches; belt clip; rubber bumper and reinforced blade tip.

	Lg/Ft
01-335-1614	25

5/8 inch wide woven Synthetic fiber tape with a moisture resistant Plastic coating. Graduated in 1/4 inch and feet units. Black markings on White surface. Round case of Vinyl covered Corrosion Resistant Steel with crank handle for quick hand rewinding of tape.

	Lg/Ft
00-554-7085	50
00-554-7087	100

1/2 inch wide self-supporting Steel tape rules. Butt end metal case with pull-push rewind. Graduations in inches, 16ths, and 32nds. Both edges start at outside edge of hooks.



Chrome/Nickel Plated blade with Black markings.

	Lg/Ft
00-293-3505	10

White Enameled Steel blade with Black markings.

CLASS 5210

00-287-3335 Lg/Ft
6

Non-Spec Items

3/4 inch wide Steel measuring tape. Standard graduations in meters, inches and feet. Butt end. Automatic spring rewind. Graduated in 16ths inches one edge and metric other edge. One side 10 feet, other side 3 meters.

00-545-5615


3/4 inch wide Steel measuring tape. Case or reel enclosure. Accessory components: push button release, belt clip, and ten reference tables on back. Tables include: nail sizes, screw head types, wood screw sizes, decimal equivalents, working properties of wood, standard lumber sizes, standard door sizes, hinge sizes, Steel pipe specifications and Copper tubing dimensions. Special Features: First foot graduated in 32nds, remainder in 16ths. Tape markings shall be Black and/or Red on a White or Yellow background.

00-182-4797 Lg/Ft
12

1 inch wide Plastic surface treated Steel tape, with butt end type case enclosure. Automatic spring winding method and belt hook. Graduated in 16ths inch, general purpose type.

01-085-6104 Lg/Ft
16

Tank level gauging tapes. 1/2 inch wide Steel tape. Black markings graduated in feet, inches, and 8ths. Steel frame with hand crank reel rewind and taper wiper. Supplied with 20 ounce plumb bob and swivel snap.



00-221-1885 Lg/Ft
25
00-221-1886 50
00-221-1887 75

1/2 inch wide Steel, with Satin Chrome finish, tank gaging tape. Graduated in inches and feet. Smallest graduation 1/8 inch. Reel type enclosure with hand crank and 20-1/4 ounce plumb bob.

01-217-7264 Lg/Ft
75

1/2 inch wide Steel, tank gaging tape. Graduated in inches and feet. Smallest graduation 1/8 inch. Black graduations and markings on light rust resistant background. Reel type enclosure with hand crank.

01-357-4178 Lg/Ft
100

TAPE MEASURING, REPLACEMENT

Replacement tape for tank level gauges. 1/2 inch wide Steel tape with swivel-snap on one end. Black graduations (in feet, inches and meters) on light rust resistant background.

00-293-1739 Lg/Ft
25
00-293-1740 50
00-347-2591* 75
* raised type marking

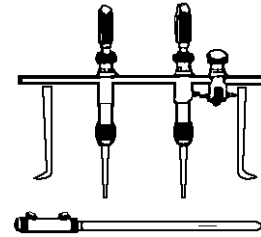
Replacement tape for tank level gauge. 1/2 inch wide Steel. Smallest graduation 1/8 inch, with raised type marking.

00-347-2613 Lg/Ft
50

TRAMMEL

Trammels and replaceable points are intended to be used by craftsmen for laying out work and measuring distances between points too great for ordinary dividers.

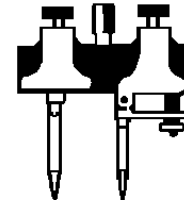
Steel extension beam and points, fine adjustment 36 inch range. Includes 2 caliper points, 2 scribes, and 1 wooden case.



00-221-1848

TRAMMEL HEADS

Bronze, Brass, Zinc Alloy, or Steel. Adjustable. Includes removable Steel scriber points, locking screws, fine adjustment and pencil attachment.



00-221-1850

YARDSTICK

Aluminum. Both faces with Black graduations in 16ths on one edge and 8ths on the other. Hole at one end for hanging. 1 inch minimum width, 1/16 inch minimum thickness.

00-985-6610

Polished hardwood. Both faces with Black graduations. One face graduated in 8ths on one edge, and 1/4, 1/2, and 3/4 fractions of a yard on other face. Both ends with Brass caps and holes for hanging.

00-243-3349

GROUP 53 HARDWARE AND ABRASIVES

CLASS 5305 SCREWS

NOTE: As non-plastic alternatives to plastic items currently in use are identified, information will be provided through shopping advisory messages and the Afloat Shopping Guide. To help you shop more "wisely", items recommended for shipboard use will be annotated with "NP" by the National Item Identification Number.

SETSCREW

Steel composition 316 fasteners. .750 inches long with right thread 20-3A. Headless style with D5 internal hexagon drive and plastic locking feature. F20 cup point style.

	W
00-929-6558	.250
01-389-8015	.500

Furnished with countersunk external teeth washer.

No. 10-32 UNF-2A	
	Lg
00-206-8750	.500

Countersunk head, 100 degree angle.

No. 8-32 UNJC-3A	
	Lg
00-492-2949	.605

HEXAGON HEAD, SLOT DRIVE.

No. 10-32 UNF-2A	
	Lg
01-164-4481	1.250
01-163-9296	1.375

SCREW, ASSEMBLED WASHER

Iron Alloy

Fillister extended washer head style. Cross recess internal drive with flat washer. Cadmium and Chromate overall surface treatment. Green threads. Fastener length listed in inches.

No. 10-32 UNJF-3A	
	Lg
01-296-7806	.500

No. 10-32 UNJF-3A	
	Lg
01-081-7360*	.562
* CRES	

Pan head. Slot drive. Furnished with flat external teeth washer.

1/4-20 UNC-2A	
	Lg
00-901-3077	.875

	Lg
01-227-6396*	1.312
* Cadmium and Chromate surface treatment	

SCREW, CAP, HEXAGON HEAD

Copper Alloy

Steel

Flat countersunk 100.0 degree angle. Steel overall. UNF threads. Thread quantity per inch, 32. 3A, Right-hand threads, nominal diameter. Nominal thread diameter, 0.190 inches. Thread length, 0.542 inches nominal. Fastener length, 0.625 inches. Head diameter, 0.333 inches minimum and 0.385 inches maximum. Internal drive style, D1 cross recess type 1. includes 1 washer. Primary washer style G1 flat external teeth. Primary washer outside diameter, 0.740 inches minimum and 0.760 inches maximum. Primary washer material thickness, 0.022 inches minimum and 0.028 inches maximum

00-498-7013

Flat countersunk 82 degree head. Slot drive. Furnished with countersunk external teeth washer.

1/4-20 UNC-2A	
	Lg
00-877-7437	.375

SCREW, ASSEMBLY PANEL

Steel, Cadmium and Chromate Treatment

Flat countersunk 100 degree head. 160,000 PSI minimum tensile strength. Three .040 inch wide splines in shank and 120 degrees apart, double lead thread. Grumman Aerospace part number given.

1/4-28 UNF-3A		
	Lg	P/N
01-084-4706	.777	GS520CK4-02
01-084-4707	.917	GS520CK4-04
01-084-4708	1.057	GS520CK4-06
01-116-7368*	1.337	CA21070-4-10HS
* Three splines in shaft, Ford Aero part number 29732.		

3/8-24 UNF-3A		
	Lg	P/N
01-175-0610*	.935	—
* Hexagon internal drive head, .219 inch width across flats.		

CRES

Steel, Cadmium Plated

Flat countersunk 82 degree head. Slot drive.



1/4-20 UNC-2A	
	Fas Lg
00-527-5555	.500
00-543-5828	.750
00-550-3934	1.000
00-550-3935	1.250
00-558-7182	1.500
00-558-7358	2.000
00-576-5746	2.500
00-550-3936	3.000
00-550-3924	4.000
5/16-18 UNC-2A	
	Fas Lg
00-011-6549	1.000
3/8-16 UNC-2A	
	Fas Lg
00-543-4718	.750
00-004-7111	1.000
00-576-2124	1.500
00-655-9440	1.750

CLASS 5305

00-558-8364	Fas Lg	2.000	00-121-2996	Fas Lg	.750	00-052-1457	Fas Lg	.500
00-655-9441		2.250				00-688-2020		.625
00-263-7536		2.500	5/16-18 UNC-2A			00-685-3511		.750
00-639-8053		3.000				00-688-2018		.875
00-558-5426		3.500		Fas Lg		00-456-2430		1.250
00-530-9136		4.000	01-422-7467		1.219	00-826-7009		1.625
1/2-13 UNC-2A			3/8-16 UNC-2A			3/8-24 UNF-3A		
	Fas Lg			Fas Lg			Fas Lg	
00-530-9134		1.000	01-423-0132		.485	00-616-2471		1.000
00-655-9442		1.250	00-632-2777		.750	High temperature service.		
00-655-9443		1.500	00-576-5417		1.000	1/4-20 UNC-2A		
00-550-3923		1.750	00-721-5665		1.125		Fas Lg	
00-550-3931		2.000	00-717-5467		1.250	01-372-3542		.750
00-558-8365		2.500	00-208-1429		1.375	01-372-0788		1.000
00-119-7452		3.000	00-021-3740		1.500	01-389-8028		2.000
00-655-9444		3.500	01-423-1329		1.730	5/16-18 UNC-2A		
00-655-9445		5.000	00-847-1159		1.750		Fas Lg	
5/8-11 UNC-2A			00-638-9837		2.000	01-372-3543		.562
	Fas Lg		01-423-5041		2.200	01-372-3544		.625
00-655-9446		1.500	00-822-5853		2.500	01-399-6586		.750
00-576-5745		1.750	01-422-9929		4.425	01-372-3545		1.125
00-655-9447		2.000	00-431-5926		5.500	3/8-16 UNC-2A		
00-531-9108		2.500	1/2-13 UNC-2A				Fas Lg	
00-550-3925		3.000		Fas Lg		01-199-1332		.690
00-655-9448		3.500	01-422-6463		.985	01-371-7943		.735
00-637-9433		4.000	00-021-3801		1.250	01-371-7937		.985
00-655-9449		5.000	01-422-9270		1.470	01-371-8467		1.000
3/4-10 UNC-2A			00-021-3806		1.500	01-371-7938		1.110
	Fas Lg		01-422-6121		1.730	01-371-7939		1.230
00-655-9451		2.500	00-727-6804		1.750	01-371-7940		1.355
01-113-4018		3.000	01-423-1089		2.200	01-389-8016		1.500
00-655-9452		3.500	01-423-5039		2.450	01-371-7941		1.610
00-655-9453		4.500	01-422-9361		2.700	01-371-8458		3.220
3/8-24 UNF-2A			01-422-9259		4.450	7/16-14 UNC-2A		
	Fas Lg		01-422-7937		4.950		Fas Lg	
00-727-1281		.750	1/2-20 UNF-2A			01-371-8459		1.470
3/8-24 UNF-3A				Fas Lg		01-371-8460		1.720
	Fas Lg		00-702-4524		1.500	1/2-13 UNC-2A		
00-616-2470*		1.500	00-939-0800		2.250		Fas Lg	
* Non Spec Item.			5/8-11 UNC-2A			01-371-8461		.735
CRES, Passivated				Fas Lg		00-813-3792		2.500
1/4-20 UNC-2A			01-423-4735		.610	5/8-11 UNC-3A		
	Fas Lg		01-422-7307		1.937		Fas Lg	
00-719-3997		.500	01-422-6589		2.190	01-389-8012		1.250
00-021-3616		.625	01-422-7298		2.450	00-584-7947*		3.000
00-702-4523		.750	01-422-9602		2.700	* Nickel Alloy		
00-021-3620		.875	01-422-8601		3.950	1-8 UNC-2A		
00-207-8253		1.000	3/4-10 UNC-2A				Fas Lg	
00-579-5238		1.125		Fas Lg		01-371-8464		1.500
00-021-3668		1.250	00-947-7052		1.750	Nickel- Copper Alloy, Uncoated		
01-422-6116		1.444	00-948-0667		2.000	1/4-20 UNC-2A		
00-616-6370		1.750	01-423-4732		2.200			
00-702-9070		2.953	01-423-4729		2.450			
01-422-9312		2.953	1-8 UNC-2A					
00-476-7475		3.250		Fas Lg				
1/4-20 UNC-3A			01-422-7444		2.000			
			01-081-5443		2.500			
			1/4-28 UNF-2A					

CLASS 5305

	Fas Lg
00-174-4007	.500
00-174-4008	.750
00-174-4009	1.000
00-174-4010	1.250
00-174-4011	1.500
00-174-4012	1.750
00-174-4013	2.000
00-174-4015	2.500
00-290-7156	3.000

5/16-18 UNC-2A

	Fas Lg
00-282-9648	1.000
00-282-9649	1.250
00-282-9646	1.500

3/8-16 UNC-2A

	Fas Lg
00-174-4028	.500
00-174-4029	.750
00-174-4030	1.000
00-174-4031	1.250
00-174-4032	1.500
01-163-8247	1.750
00-174-4033	2.000
00-174-4034	2.250
00-174-4035	2.500
00-174-4037	3.000

7/16-14 UNC-2A

	Fas Lg
00-174-4040	.750
00-174-4041	1.000
00-174-4042	1.125
00-174-4043	1.500
00-174-4045	2.000
00-174-4047	2.500

1/2-13 UNC-2A

	Fas Lg
00-174-4053	1.000
00-174-4054	1.250
00-174-4055	1.500
00-174-4056	1.750
00-174-4057	2.000
00-174-4058	2.250
00-174-4059	2.500
00-226-9196	3.000
00-226-9198	3.500

5/8-11 UNC-2A

	Fas Lg
00-226-9201	1.000
00-226-9202	1.250
00-226-9203	1.500
00-226-9204	1.750
00-226-9205	2.000
00-226-9206	2.250
00-226-9207	2.500
00-226-9208	2.750
00-226-9209	3.000
00-226-9210	3.250
00-226-9211	3.500
00-226-9213	4.000

3/4-10 UNC-2A

	Fas Lg
00-226-9216	1.500
00-226-9217	1.750
00-226-9218	2.000
00-226-9219	2.250
00-226-9220	2.500
00-226-9221	2.750
00-226-9222	3.000
00-226-9223	3.250
00-226-9224	3.500
00-226-9226	4.000

7/8-9 UNC-2A

	Fas Lg
00-226-9230	2.000
00-226-9232	2.500
00-226-9234	3.000

1-8 UNC-2A

	Fas Lg
00-226-9238	2.750

Steel, SAE Grade 2, Zinc Plated

1/4-20 UNC-2A. Plain screw head.

	Fas Lg
00-299-2379	2.000

Hexagon head.

3/8-16 UNC-2A

	Fas Lg
01-283-3605	.985
00-299-2370	2.000

Steel, SAE Grade 5, Cadmium Plated

Screw head marked with 3 radial lines located 120 degrees apart.

1/4-20 UNC-2A

	Fas Lg
00-068-0500	.500
00-225-3838	.562
00-068-0501	.625
00-068-0502	.750
00-071-2237	2.000
00-071-2233	3.000

5/16-18 UNC-2A

	Fas Lg
00-225-9081*	1.250
* Non Spec Item	

7/16-14 UNC-2A

	Fas Lg
00-071-1784	.750
00-050-1076	1.500
00-042-9477	2.000

9/16-12 UNC-2A

	Fas Lg
00-716-8204	1.000
00-716-8197	4.000

51/4-28 UNF-2A

	Fas Lg
00-068-0504	.500

5/16-24 UNF-2A

	Fas Lg
00-225-9093	1.469

3/8-16 UNC-2A

	Fas Lg
00-269-3206	.500
00-269-3211	1.000
00-269-3217	1.250
00-269-3218	2.500

3/8-24 UNF-2A

	Fas Lg
00-269-2803	1.000
00-269-2811	2.500

1/2-13 UNC-2A

	Fas Lg
00-044-4153	1.000

1/2-20 UNF-2A

	Fas Lg
00-226-7767	1.000
00-725-4183	1.500
00-226-7768	2.000
00-716-8174	4.250

5/8-11 UNC-2A

	Fas Lg
00-724-7218	1.000
00-724-5910	1.469
00-724-6761	2.750
00-724-5914	3.000
00-724-5936	3.500
00-724-6760	4.500
00-724-6758	5.000
00-724-6762	6.000

3/4-10 UNC-2A

	Fas Lg
00-050-4212	1.750
00-939-9204	2.000
00-939-9206	3.500
00-939-7063	4.000

7/8-9 UNC-2A

	Fas Lg
00-929-4041	3.500
00-904-3748	5.000

1-8 UNC-2A

	Fas Lg
00-969-3142	3.500

Screw head drilled for locking wire.

5/16-18 UNC-2A

	Fas Lg
00-753-4322	1.000

CLASS 5305

3/8-16 UNC-2A

Fas Lg
00-018-7069 2.125

7/16-14 UNC-2A

Fas Lg
00-951-2620 1.750

1/2-13 UNC-2A

Fas Lg
00-964-0589 2
00-165-8074 3

3/8-24 UNF-2A

Fas Lg
00-912-5113 .875

Finished head.

1/4-20 UNC-2A

Fas Lg
01-296-7819 .98

3/8-16 UNC-3A

Fas Lg
01-098-6144 1.250

1/2-13 UNC-2A

Fas Lg
01-285-7723 .985
01-100-0596* 1.500
01-283-6469 1.735

* Non Spec Item.

Non Spec Item.

3/8-16 UNC-3A

Fas Lg
00-206-6786 3.750

Steel, SAE Grade 8, Cadmium Plated

Screw head marked with 6 radial lines located 60 degrees apart.

1/4-20 UNC-2A

Fas Lg
00-068-7837 .625
00-068-0508 .750
00-071-2505 .875
00-225-3843 1.000
00-225-3842 1.125
00-068-0509 1.250
00-225-3841 1.375
00-071-2509 1.500
00-071-2510 1.750
00-071-2513 2.500
00-071-2519 4.000

3/8-16 UNC-2A

Fas Lg
00-721-5492 .625
01-140-9118 .875
00-543-2419 1.125

Fas Lg

00-068-0511 1.250
00-688-2111 1.375
00-725-2317 1.500
00-821-3869 1.750
00-782-9489 2.000
00-846-5703 3.000
00-781-3927 3.500
00-781-3928 4.000
00-964-0503 5.000

7/16-24 UNC-2A

Fas Lg
00-071-1786 1.000
00-071-1788 1.250
00-071-2059 2.500

1/2-13 UNC-2A

Fas Lg
00-732-0512 .750
00-732-0511 1.125
00-071-2067 1.250
00-071-2068 1.375
00-071-2069 1.500
00-071-2070 1.750
00-071-2071 2.000
00-071-2072 2.250
00-071-2073 2.500
00-071-2074 2.750
00-071-2077 3.500
00-071-2079 4.000
00-071-2081 4.500
00-071-2083 5.000
01-032-2312 6.000

5/8-11 UNC-2A

Fas Lg
00-724-7219 1.250
00-724-7221 1.750
00-724-7222 2.000
00-724-7223 2.250
00-724-7224 2.500
00-724-7228 3.000
00-724-7247 3.500
00-724-7254 4.000

3/4-10 UNC-2A

Fas Lg
00-900-1118 1.500
00-922-7994 2.500
00-947-4353 2.750
00-947-4354 3.000
00-947-4362 5.000

7/8-9 UNC-2A

Fas Lg
00-964-0508 2.000
00-905-2700 2.500
00-907-0033 3.000
00-934-0262 4.500

1-8 UNC-2A

Fas Lg
00-925-7635 2.500
00-940-8068 3.000
00-964-0557 4.000
00-932-3280 4.500

1/4-28 UNF-2A

Fas Lg
00-267-8952 .500
00-267-8953 .625
00-068-0515 1.000
00-068-0516 1.125
00-267-8954 1.250
00-267-8956 1.500
00-267-8958 2.000
00-267-8962 3.000

3/8-24 UNF-2A

Fas Lg
00-269-3234 .750
00-269-3235 .875
00-269-3236 1.000
00-269-3238 1.250
00-269-3239 1.375
00-269-3240 1.500
00-269-3241 1.750
00-269-3242 2.000
00-269-3244 2.500
00-269-3246 3.000
00-269-3248 3.500

7/16-20 UNF-2A

Fas Lg
00-709-8517 1.000
00-709-8523 1.250

1/2-20 UNF-2A

Fas Lg
00-719-5219 1.250
00-725-0154 1.375
00-719-5235 1.750
00-719-5238 2.000
00-719-5240 2.500
00-719-5243 3.000

5/8-18 UNF-2A

Fas Lg
00-415-2138 .875
00-726-2551 2.000
00-726-2552 2.250
00-726-2553 2.500
00-726-2555 3.000
00-726-2556 3.250
00-726-2567 5.000

3/4-16 UNF-2A

Fas Lg
00-948-0803 3.000
00-947-2309 3.750

Steel overall, Grade 8, Non Spec Items

5/16-18 UNC-2A

01-205-3189 .938
00-226-4831* 1.469
* Zinc and Chromate Treated

Steel, SAE Grade 8, Cadmium Plated

1/4-28 UNF-2A

Fas Lg
00-905-2712 2.250

Screw head drilled for locking wire.

1/4-20 UNC-2A		01-389-8753	Fas Lg 1.750	00-981-3512	Fas Lg .750
	Fas Lg	No. 2-56 UNC-3A		00-988-7844	.875
00-914-6130	.500		Fas Lg	00-990-0668	1.000
3/8-16 UNC-2A		00-068-5409	.204	00-988-7845	1.250
	Fas Lg	00-068-5410	.250	00-226-7238	1.750
00-115-9526	.750	00-068-5411	.375	00-988-7848	2.000
01-010-2362	.875	00-068-5412	.500	00-052-7495	2.500
00-942-2196	1.000	No. 4-40 UNC-3A		No. 10-32 UNF-3A	
1/2-13 UNC-2A			Fas Lg	00-057-4593	.375
	Fas Lg	00-068-5276	.250	00-052-6456	.500
00-915-8087	1.250	00-959-0379	.375	00-959-1909	.625
		00-068-5414	.500	00-958-6517	.750
		No. 6-32 UNC-3A		00-068-8431	.875
				00-068-5405	1.000
				00-068-5407	1.500

Steel, Phosphate Coated

5/8-11 UNC-2A			Fas Lg	1/4-28 UNF-3A	
	Fas Lg	00-051-6751	.250		Fas Lg
01-092-6071*	3.250	00-959-0382	.375	00-225-7773	.625
* Non Spec Item.		00-990-6381	.625	00-958-7667	.750
		00-068-5415	.750	00-225-7774	1.000

Steel, SAE Grade 8, Phosphate Coated

Drilled for locking wire.			Fas Lg	3/8-24 UNF-3A	
1/4-20 UNC-2A		00-988-7601	.375		Fas Lg
	Fas Lg	00-988-7602	.500	00-068-8202	1.000
00-841-5181	.500	00-988-7603	.625	1/2-13 UNC-3A	
		00-988-7604	.750		Fas Lg
		No. 10-24 UNC-3A		00-051-8606	1.000


Steel, Zinc and Chromate coated

Non Spec Items.			Fas Lg	00-983-6647	1.500
3/8-16 UNC-2A		00-988-7607	.375	01-424-6553	1.500
		00-988-7608	.500	00-226-7609	2.500
00-942-2196*	.985	00-989-3119	.625	5/8-11 UNC-2A	
00-068-0510	1.000	00-273-5571	.625		Fas Lg
* Drilled for lockwire.		00-988-7609	.750	00-952-1432*	2.500
		00-988-7610	.875	* Non Spec Item.	

SCREW, CAP, SOCKET HEAD

FLAT CHAMFER HEAD, HEXAGON RECESS DRIVE

Undrilled heads



CORROSION RESISTANT STEEL

(CRES)

1/4-20 UNC-3A		01-252-5291	Fas Lg .750	Drilled heads	
	Fas Lg	1/4-20 UNC-3A		No. 10-32 UNF-3A	
01-372-3539	.625		Fas Lg	00-068-5398	.375
3/8-16 UNC-2A		00-988-7612	.500	00-988-5308	.625
		00-988-7613	.625	1/4-28 UNF-3A	
	Fas Lg	00-988-7614	.750		Fas Lg
01-372-2311	1.750	00-988-7615	.875	00-055-2797	.500
		00-988-7616	1.000	00-983-9653	.625
1/2-13 UNC-2A		00-988-7834	1.250	00-957-5897	.750
		00-988-7835	1.500	5/16-24 UNF-3A	
		00-988-7836	1.758		Fas Lg
		00-281-4538*	2.500	00-834-3388	1.000
		* Non Spec Item.		No. 6-32 UNC-3A	
		5/16-18 UNC-3A			Fas Lg
			Fas Lg	00-954-8942	.375
		00-988-7838	.750	00-848-9282	.500
		00-988-7840	1.000	1/4-20 UNC-3A	
		00-988-7841	1.250		

CLASS 5305

Fas Lg		Fas Lg		Fas Lg	
00-207-4017	.750	00-983-6622	1.250	00-983-6658	.500
Nickel-Copper Alloy		00-983-6623	1.500	00-983-6659	.625
		00-983-6625	2.000	00-983-6660	.750
1/4-20 UNC-3A		3/8-16 UNC-3A		00-983-6661	.875
				00-983-6662	1.000
Fas Lg		Fas Lg		00-983-6663	1.250
00-543-5945	1.000	00-978-9391	.625	5/16-24 UNF-3A	
3/8-16 UNC-3A		00-978-9392	.750		Fas Lg
		00-978-9393	.875	00-983-6670	.875
Fas Lg		00-978-9394	1.000	00-983-6671	1.000
00-806-2582	1.000	00-978-9395	1.250	3/8-24 UNF-3A	
1/2-13 UNC-3A		00-978-9396	1.500		Fas Lg
		00-983-5334	1.750	00-983-7448	1.000
Fas Lg		00-978-9397	2.000	00-983-7449	1.250
00-655-9467*	1.000	00-983-5335	2.250	7/16-20 UNF-3A	
* 6 Holes		00-983-5336	2.500		Fas Lg
Steel, Cadmium Plated		00-983-5338	3.000	00-051-8608	1.250
		1/2-13 UNC-3A		1/2-20 UNF-3A	
Undrilled head					Fas Lg
		Fas Lg		00-983-7424	2.000
No. 4-40 UNC-3A		00-983-7460	1.000	00-983-8075	2.500
		00-187-9934	1.250	5/8-18 UNF-3A	
Fas Lg		00-158-0758	1.500		Fas Lg
00-978-9342	.250	00-983-7462	1.500	00-983-8081	2.250
00-978-9344	.625	00-983-7463	1.750	00-983-8074	1.250
No. 6-32 UNC-3A		00-983-8083	2.000	00-983-7456	1.500
		00-983-7467	3.000	Steel, Cadmium Plated	
Fas Lg		00-958-7483	3.500	Drilled heads	
00-978-9346	.250	5/8-11 UNC-3A		No. 4-40 UNC-3A	
00-978-9347	.375				Fas Lg
00-978-9349	.625	Fas Lg		00-543-5799	.250
00-978-9350	.750	00-983-7477	2.000	No. 8-32 UNC-3A	
00-978-9352	1.000	00-983-7479	2.500		Fas Lg
No. 8-32 UNC-3A		3/4-9 USC-3A		00-543-5798	.375
				00-969-6503	.500
Fas Lg		Fas Lg		No. 10-24 UNC-3A	
00-978-9369	.375	00-983-7438	2.000		Fas Lg
00-978-9370	.500	3/4-10 UNC-3A		00-273-6438	.375
00-978-9371	.625			00-068-0540	.500
00-978-9372	.750	Fas Lg		00-543-5794	.625
00-978-9373	.875	00-158-0754*	1.500	00-068-0541	1.750
00-978-9374	1.000	00-984-0234	3.000	1/4-20 UNC-3A	
00-978-9376	1.500	* Non Spec Item			Fas Lg
No. 10-24 UNC-3A		No. 1-8 UNC-3A		00-273-5591	.625
				00-273-6304	.750
Fas Lg		Fas Lg		No. 10-32 UNF-3A	
00-978-9354	.500	00-957-2394	2.250		Fas Lg
00-978-9355	.625	00-978-9365	2.750	00-273-7460	.375
00-978-9358	1.000	No. 6-40 UNF-3A		00-273-7463	.500
1/4-20 UNC-3A				00-068-0543	.625
		Fas Lg			
Fas Lg		00-983-6650	.500		
00-978-9378	.500	No. 10-32 UNF-3A			
00-978-9379	.625				
00-983-8084	.750	Fas Lg			
00-978-9380	.875	00-983-6651	.500		
00-978-9385	1.000	00-983-7429	.625		
00-978-9381	1.250	00-983-6652	.750		
00-978-9382	1.500	00-983-6653	.875		
5/16-18 UNC-3A		00-983-6654	1.000		
		00-983-6655	1.250		
Fas Lg		00-983-6656	2.000		
00-983-6621	1.000	1/4-28 UNF-3A			

00-207-0895 Fas Lg
.750

1/4-28 UNF-3A

Fas Lg
00-990-6431 .500
00-685-3013 .750
00-957-7446 .875
00-226-7605* 1.750

* Three holes.

1/2-20 UNF-3A

Fas Lg
00-054-2265 1.500
00-054-2266 1.750

5/8-18 UNF-3A

Fas Lg
00-059-3652 2.000

Steel

5/8-11 UNC-3A

Lg
00-272-7188 1.500

NON SPEC ITEMS

Nickel Alloy 400

No. 8-32 UNC-3A
Lg
00-912-3487* .375
* SPCC HX Quality control item

Steel, Cadmium Plated

No. 8-32 UNJC-3A
Lg
01-131-2193 .589

FLAT COUNTERSUNK HEAD, HEXAGON INTERNAL DRIVE

Copper Alloy

1/2-13 UNC-3A
Lg
01-356-8411 1.250

Nickel Alloy

3/8-16 UNC-3A
Lg
01-169-6770 1.230

Steel, Cadmium Treated

1/4-28 UNF-3A
Lg
01-118-9593* 1.197
* Double lead threads.

5/16-24 UNF-3A

Lg
00-993-1063 .625

3/8-24 UNF-3A

Lg
01-220-0193 1.075
00-811-5032 1.250

1/4-28 UNF-3A

Lg
01-118-9593* 1.197
* Double lead threads.

SCREW, CLOSE TOLERANCE

PAN HEAD (ROUND)

CROSS RECESS DRIVE



Titanium Alloy

No. 10-32 UNJF-3A
Fas Lg Grip Lg
00-505-3039 1.464 1.188

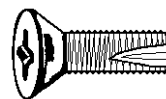
TORQUE SET DRIVE

Steel, Cadmium Plated

No. 10-32 UNJF-3A
Fas Lg Grip Lg
01-057-9328 .564 .188

100 DEGREES FLAT COUNTERSUNK HEAD

CROSS RECESS DRIVE



Iron Alloy, Cadmium Plated

Fas Lg Grip Lg
01-269-6888 .480 .365

Steel, Cadmium Plated

REGULAR THREADS. Screw head marked With triangle and dot symbol. Dimensions listed in inches.

No. 10-32 UNF-3A
Fas Lg Grip Lg
00-811-4067 .781 .375
1/4-28 UNF-3A

Fas Lg Grip Lg
00-815-5050* .628 .316
00-551-6716 1.407 .938
00-527-4569 1.719 1.250
* 1/4-28 UNJF-3A

5/16-24 UNF-3A

Fas Lg Grip Lg
00-543-4644 .969 .438
00-576-2812 1.031 .500

Screw head marked with NAS part number.

No. 8-32 UNC-3A

Fas Lg Grip Lg
00-754-3046 .416 .125
00-817-5973 .541 .250
00-959-2242 .853 .562

SHORT THREADS.

No. 10-32 UNF-3A

Fas Lg Grip Lg
00-721-3058 .464 .188
00-616-6964 .526 .250
00-680-6395 .588 .312
00-754-2064 .714 .438
00-660-3149 1.041 .750
00-826-1633 1.526 1.250

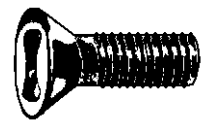
1/4-28 UNF-3A

Fas Lg Grip Lg
00-720-9112 .581 .250
00-721-3060 .691 .375
00-802-8860 .816 .500

5/16-24 UNF-3A

Fas Lg Grip Lg
00-827-7071 1.000 .625

HIGH TORQUE DRIVE



Iron Alloy Passivated

No. 10-32 UNF-3A
Fas Lg Grip Lg
00-347-7828 .526 .250

No. 10-32 UNJF-3A

Fas Lg Grip Lg
00-505-3441 .483 .125
00-505-3442 .546 .188
00-505-3444 .608 .250
00-505-4056 .670 .312
00-514-5436 .666 .375
00-503-5689* .853 .562
* Pan head

1/4-28 UNF-3A

CLASS 5305

	Fas Lg	Grip Lg
01-054-8398	1.170	.812

Steel, Cadmium Plated

No. 10-32 UNJF-3A

	Fas Lg	Grip Lg
00-514-7499	.531	.125
00-639-7256	.594	.188
00-580-7224*	.594	.312
00-509-7990	.656	.344
01-131-6733†	.675	.312
00-576-1223	.719	.312
00-639-7249	.844	.438
00-550-9474	.968	.562
00-639-7246	1.031	.625
00-551-6713	1.094	.688
01-053-1903	1.363	.850

* Clutch Type Drive

† National Aerospace Standard.

1/4-28 UNF-3A

	Fas Lg	Grip Lg
00-551-8155	.719	.250
00-639-7254	.781	.312
00-143-9768	.785	.448
00-639-7253	.844	.375
00-527-4424	.906	.438
00-508-9744	1.031	.562
00-558-8149	1.219	.750
00-576-7651	1.406	.938
00-582-9223	1.531	1.062

5/16-24 UNF-3A

	Fas Lg	Grip Lg
00-551-6709	1.406	.875

CRES, Passivated

No. 10-32 UNJF-3A

	Fas Lg	Grip Lg
01-015-6646	.594	.188

1/4-28 UNJF-3A

	Fas Lg	Grip Lg
01-006-2736	.719	.250
00-551-4842	1.157	.688
01-135-6490	1.344	.875

5/16-24 UNJF-3A

	Fas Lg	Grip Lg
01-135-1149	.843	.312
01-146-3594	1.344	.812
01-132-6508	1.406	.875
01-132-6509	1.469	.938

3/8-24 UNJF-3A

	Fas Lg	Grip Lg
01-131-2209	1.641	1.000

7/16-20 UNJF-3A

	Fas Lg	Grip Lg
01-131-2206	1.844	1.188

Steel, Passivated

No. 10-32 UNJF-3A

	Fas Lg	Grip Lg
00-324-9249	.656	.406

Titanium Alloy

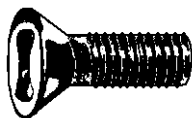
No. 10-32 UNJF-3A

	Fas Lg	Grip Lg
00-338-3254	.589	.250
00-505-3217	.603	.322

No. 10-32 UNF-3A

	Fas Lg	Grip Lg
00-164-8319	.464	.125
00-347-8294	.652	.188
00-114-1978	.675	.250
00-170-1606	.738	.312
00-311-9327	.799	.375
00-338-3256	.839	.500
00-316-8107	.926	.500
00-338-3257	1.051	.625
00-338-3269	1.176	.750
00-338-3227	1.214	.339

TORQUE SET DRIVE



Screw head marked with National Aerospace Standard (NAS) part number as indicated. Dimensions listed in inches.

Iron Alloy, Passivated

No. 10-32 UNJF-3A

	Fas Lg	Grip Lg
01-082-2048	.464	.188
00-116-0034	.516	.250

Steel, Cadmium Plated

No. 10-32 UNJF-3A

	Fas Lg	Grip Lg
00-838-7329	.454	.188
00-821-2838	.714	.438
00-821-2839	.776	.500
00-814-1926	.901	.625

Titanium Alloy

	Fas Lg	Grip Lg
01-193-2380	.487	.125
01-168-0877	.487	.125
01-158-7836	.549	.187
01-166-1706	.549	.187
01-160-5701	.613	.250
01-176-7383	.613	.250
01-191-8248	.675	.312
01-163-8248	.675	.312
00-917-6279	.713	.888
01-197-2550	.738	.375
01-173-6806	.809	.438
01-160-6837	.863	.375
00-478-0296	2.191	1.875

1/4-28 UNJF-3A

	Fas Lg	Grip Lg
01-195-7950	.841	.438
01-197-6607*	.903	.500

* Internal drive, Ribbed

NON SPEC ITEMS

Steel, Cadmium Plated

No. 10-32 UNJF-3A

	Fas Lg	Grip Lg
01-193-6859	.716	.375
01-199-1335	.841	.500

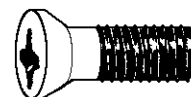
Steel, Passivated

3/8-24 UNJF-3A

	Fas Lg	Grip Lg
01-183-5868	1.174	.633

100 DEGREES OVAL COUNTERSUNK HEAD

CROSS RECESS DRIVE

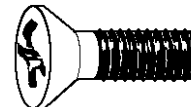


Steel, Passivated

1/4-28 UNJF-3A

	Fas Lg	Grip Lg
00-395-3356	.657	.188

HIGH TORQUE DRIVE



Steel, Aluminum Plated

1/4-28 UNJF-3A

	Fas Lg	Grip Lg
01-135-2401	.844	.375
01-133-2195	.969	.500
01-130-3273	1.031	.469

CRES, Passivated

1/4-28 UNF-3A

	Fas Lg	Grip Lg
00-354-5143	.719	.469
00-354-5148	.844	.375
00-354-5151	.969	.500
00-354-5155	1.031	.562
00-354-4919	1.157	.688

10-32 UNJF-3A

	Fas Lg	Grip Lg
00-316-8140	.584	.406

Steel, Passivated

No. 10-32 UNJF-3A		
	Fas Lg	Grip Lg
00-372-8344	.456	.406

SCREW, DRIVE

ROUND HEAD, DRIVE SCREW

Steel



Size 0, No. 51 Drill

00-014-1766	Pilot Lg	.045
-------------	----------	------

Cadmium Plated

Size 00, No. 55 Drill

00-253-5603	Fas Lg	.125
-------------	--------	------

Size 0, No. 51 Drill

00-253-5606	Fas Lg	.125
00-253-5607		.188

Size 2, No. 44 Drill

00-175-3230	Fas Lg	.188
00-253-5612		.250

Size 4, No. 37 Drill

00-253-5614	Fas Lg	.188
00-253-5615		.250
00-253-5616		.312

Size 6 No. 31 Drill

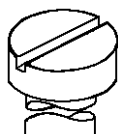
00-253-5625	Fas Lg	.375
-------------	--------	------

Size 10, No. 20 Drill

00-253-5618	Fas Lg	—
-------------	--------	---

SCREW, EXTERNALLY RELIEVED BODY

FILLISTER HEAD, SLOT DRIVE



Copper Alloy, Nickel Plated

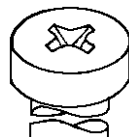
No. 8-32 UNC-2A	Lg	
00-443-5895	.454	
00-973-0929	2.125	

Steel, Cadmium Plated

No. 4-40 UNC-2A

01-034-3993	Lg	.250
-------------	----	------

CROSS RECESS DRIVE



Steel

No. 10-24 UNC-2A

00-436-4415	Lg	.813
-------------	----	------

FLAT CHAMFER HEAD

SLOT DRIVE



Steel, Cadmium Plated

1/2-20 UNF-3A

00-914-8824	Lg	5.520
-------------	----	-------

Steel, Passivated

General Dynamics Corp part number listed.

No. 10-32 UNF-2A

00-019-9120	Lg	.656	P/N	666164-260
00-891-8989*	.656			666231-671

* Cone point, 120 degree angle

100 DEGREES FLAT COUNTERSUNK UNDERCUT HEAD

CROSS RECESS INTERNAL DRIVE

Steel, Passivated

No. 10-24 UNC-2A

01-248-5731	.500	.310
-------------	------	------

HEXAGON HEAD

CROSS RECESS DRIVE



CRES Passivated

5/16-24 UNF-2A

00-891-4896	Lg	1.750
-------------	----	-------

SLOT DRIVE

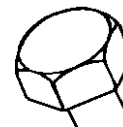


Steel, Nickel Plated

1/4-32 UNEF-2A

00-752-9462	Lg	.375
-------------	----	------

WITHOUT INTERNAL DRIVE



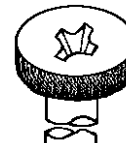
Steel, Passivated

1/4-28 UNF-2A

01-166-3641	Lg	1.000
-------------	----	-------

KNURLED HEAD

CROSS RECESS DRIVE

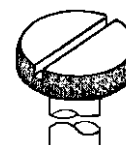


CRES Passivated

1/4-20 UNC-2A

00-998-2936	Lg	2.380
-------------	----	-------

SLOT DRIVE



CRES

CLASS 5305

No. 8-32 UNC-2A

	Lg
01-087-1145	.670

ROUND HEAD

CROSS RECESS DRIVE



Steel, Passivated

No. 10-32 UNF-3A

	Lg
00-782-8245	.610

UNDERCUT UNIVERSAL HEAD

SLOT DRIVE



Plastic Polyamide

5/16-24 UNF-2A

	Lg
00-913-6886	1.530

SCREW, LAG

HEXAGON HEAD, GIMLET POINT



Steel, Zinc Plated

1/4 Inch Thread Diameter

	Lg
00-402-5748	2.000
00-177-5622	2.500
00-402-5749	3.500

3/8 Inch Thread Diameter

	Lg
00-406-9219	1.500
00-406-5178	2.000
00-406-9224	2.500
00-145-1064*	3.000
00-177-5428	4.000

* CRES

1/2 Inch Thread Diameter

	Lg
00-412-9787	3.000
00-412-9789	4.000

SCREW, MACHINE

UNF threads, 0.190 inches. Thread quantity per inch, 32, 3A, Right-hand. Thread length, 0.156 inches minimum and 0.219 inches maximum. Fastener length, 0.219 inches minimum and 0.250 inches maximum. Steel composition 8630 with Cadmium surface treatment. Hardness rating, 26.0 Rockwell C minimum and 32.0 Rockwell C maximum. Minimum tensile strength, 125000 PSI. Head style, A33 Fillister. Head diameter, 0.292 inches minimum and 0.313 inches maximum. Head height, 0.123 inches minimum and 0.130 inches maximum. Hole configuration style, C8 round. 1 hole. Hole diameter, 0.046 inches nominal.

00-271-5230

UNC threads, 0.112 inches nominal. Thread quantity per inch, 40, 2A, Right-hand. Thread length, 0.294 inches minimum and 0.375 inches maximum. Fastener length, 0.344 inches minimum and 0.375 inches maximum. Steel CRES or Steel. Oxide surface treatment. Minimum tensile strength, 80000 PSI. Head style, A23 Pan. Head diameter, 0.205 inches minimum and 0.219 inches maximum. Head height, 0.070 inches minimum and 0.080 inches maximum. Internal drive style, B1 cross recess type 1.

00-242-7275

UNJF threads, 0.190 inches. Thread quantity per inch, 32, 3A, Right-hand. Thread length, 0.215 inches minimum and 0.301 inches maximum. Fastener length, 0.360 inches minimum and 0.390 inches maximum. Iron Alloy 660 with Passivate surface treatment. Hardness rating, 36.0 Rockwell C minimum and 40.0 Rockwell C maximum. Minimum tensile strength, 160000 PSI. Head style, A39 flat countersunk. Head diameter, 0.344 inches minimum and 0.385 inches maximum. 99.0 degree minimum and 101.0 degree maximum countersunk angle. Internal drive style, B6 high-torque.

00-316-8123

UNC threads, 0.138 inches. Thread quantity per inch, 32, 2A, Right-hand. Thread length, 0.922 inches minimum and 1.000 inches maximum. Fastener length, 0.984 inches minimum and 1.000 inches maximum. Steel CRES. Minimum tensile strength, 80000 PSI. Head style, A23 Pan. Head diameter, 0.256 inches minimum and 0.270 inches maximum. Head height, 0.087 inches minimum and 0.097 inches maximum. Internal drive style, B1 cross recess type.

00-428-0732

BUTTON HEAD

SLOT DRIVE

Steel Comp

Furnished with fender washer part number S502

1/2-20 UNF-2A

	Lg
01-167-3291	.297

FILLISTER HEAD

CROSS RECESS DRIVE



Steel, Cadmium Plated

Screw head drilled with one hole and marked with 1 or 2 X's. Fastener length listed in inches.

No. 6-32 UNC-3A

	Lg
00-282-2712	.500

No. 8-32 UNC-3A

	Lg
00-264-2220	.250
00-145-7011	.500

No. 10-24 UNC-3A

	Lg
00-145-7016	.375
00-145-7017*	.500
* Slot drive	

No. 10-32 UNF-3A

	Lg
00-150-9213	.375
00-150-9212	.500
00-150-9211	.625
00-150-9208	1.000

1/4-28 UNF-3A

	Lg
00-150-9517	.750
00-150-9515	1.000

INTERNAL SLOT DRIVE

Steel Comp, Passivated

No. 8-32 UNC-2A

	Lg
00-939-9257*	2.000
* Round hole in head.	

Steel Oxide

	Thd Dia	O/A Lg
01-204-4371	3mm	4.8mm

FLAT CHAMFER SLOT DRIVE

Steel Composition 8740 with Cadmium surface treatment. UNF threads, 0.190 inches. Thread quantity per inch, 32, 3A, Right-hand. Thread length, 0.323 inches minimum and 0.385 inches maximum. Fastener length, 0.365 inches minimum and 0.385 inches maximum. Hardness rating, 26.0 Rockwell C minimum and 32.0 Rockwell C maximum. Minimum tensile strength,

125000 PSI. Head diameter, 0.292 inches minimum and 0.313 inches maximum. Head height, 0.209 inches minimum and 0.220 inches maximum. C8 round head hole style. 2 holes. Hole diameter, 0.042 inches minimum and 0.052 inches maximum.

00-271-7746

FLAT CHAMFER

INTERNAL HEXAGON DRIVE

Steel, Cadmium and Chromate

No. 4-40 UNC-3A

	Lg
00-978-9345	.750

Steel Comp, Passivated

No. 6-32 UNC-3A

	Lg
00-959-1082	.485

90 DEGREES FLAT COUNTERSUNK HEAD

UNF Threads, 0.250 inches. Thread quantity per inch, 28. 2A, Right-hand. Thread length, 0.312 inches minimum. Fastener length, 0.312 inches nominal. Steel Composition 1035 or 1040, 1045, 8635 screw material. Phosphate screw surface treatment. Harness rating, 24.0 Rockwell C minimum and 29.0 Rockwell C maximum. Head diameter, 0.335 inches minimum and 0.350 inches maximum. Internal drive style, B10 slot.

00-515-3192

80 DEGREES FLAT COUNTERSUNK HEAD

INTERNAL CROSS RECESS DRIVE

Steel Comp

No. 10-32 UNF-2A

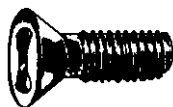
	Lg
00-984-7342	.750

Steel Corrosion Resisting, Passivated

	Lg
00-144-0364	.735

100 DEGREES FLAT COUNTERSUNK HEAD

HIGH TORQUE DRIVE



Steel, Cadmium Plated

Close tolerance screw. Screw head marked with NAS Standard part number. Dimensions listed in inches.

SHORT THREAD

No. 10-32 UNJF-3A

	Fas Lg
00-902-7831	.472
00-001-6673	.526

5/16-24 UNF-3A

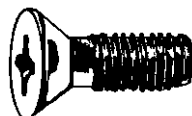
	Fas Lg
00-866-1729	.875

REGULAR THREAD

No. 10-32 UNJF-3A

	Lg
00-558-2585	.906
00-527-4426	.968
00-551-8151	1.281

CROSS RECESS DRIVE



CRES

Head marked with a dash (-) on No. 6 and larger screws. Length listed in inches.

No. 4-40 UNC-2A

	Lg
00-780-8454	.625

No. 6-32 UNC-2A

	Lg
00-088-9665	.625
00-777-5984	1.000

No. 8-32 UNC-2A

	Lg
00-088-9671	.750

No. 10-32 UNF-2A

	Lg
00-781-5664	.438
00-043-0267	.735
00-781-5663	1.000

1/4-20 UNC-2A

	Lg
00-724-7837	.735

Aluminum Alloy, Anodized

No. 10-32 UNF-3A

	Lg
00-225-4588	.539
00-225-4590	.656
00-225-4592	.781
00-225-4593	.844
00-225-4594	.906

	Lg
00-225-4595	.969
00-225-4597	1.094

1/4-28 UNF-3A

	Lg
00-071-2499	.625

Steel, Cadmium Plated

Head marked with an X. Length listed in inches.

No. 8-32 UNC-3A

	Lg
00-057-0489	.375
00-889-2994	.437
00-057-0490	.500
00-057-0491	.562
00-057-0492	.625
00-725-0119	.750
00-057-0493	.789
00-057-0495	.915
00-267-8971	.977
00-057-0487	1.039

No. 10-32 UNF-3A

	Lg
00-719-5406	.312
00-989-5002	.375
00-719-5400	.437
00-719-5401	.468
00-702-0609	.562
00-964-2845	.625
00-958-3409	.687
00-719-5402	.750
00-719-5403	.789
00-719-5404	.852
00-719-5405	.915
00-705-2271	.977
00-705-1640	1.039
00-705-2468	1.102
00-705-2388	1.165
00-705-2387	1.250
00-705-2189	1.375
00-705-2332	1.500
00-705-2030	1.562
00-705-2472	1.602
00-705-2801	1.665
00-705-2804	1.789
00-705-2833	1.915

1/4-28 UNF-3A

	Lg
00-043-2684	.562
00-043-2681	.625
00-043-2682	.750
00-045-3182	.789
00-045-3181	.852
00-045-3180	.915
00-964-2844	1.125
00-058-4011	1.187
00-058-4006	1.750

5/16-24 UNF-3A

	Lg
00-269-4204	1.312

3/8-24 UNF-3A

CLASS 5305

	Lg
00-932-5694	.875

CRES

Head marked with a dash (-).

4-40 UNC-2A

	Lg
00-781-9478	.312

No. 8-32 UNC-3A

	Lg
00-902-2124	.500
00-902-2125	.562
00-904-0902	.593

No. 10-32 UNF-3A

	Lg
00-824-2026	.375
00-824-2025	.437
00-824-2024	.500
00-052-9802	.562
00-824-2023	.625
00-066-7322	.687
00-824-2022	.750
00-824-2021	.789
00-824-2028	.852
00-824-2020	.977
00-066-7323	1.352

1/4-28 UNF-3A

	Lg
00-207-2793	.750
00-054-9242	.906

3/8-24 UNF-3A

	Lg
00-689-8871	1.187

100 DEGREES FLAT COUNTERSUNK HEAD

CROSS RECESS DRIVE



Steel, Cadmium Plated

Close tolerance aircraft screw.

No. 8-32 UNC-3A

	Lg
00-297-8201	.468
00-297-8202	.593

No. 10-32 UNF-3A

	Lg
00-206-3702	.468
00-839-3437	.531
00-206-3701	.593
00-206-1688	.656

	Lg
00-639-0047	.718
00-206-5401	.781
00-206-3647	.843
00-207-1788	.968
00-206-3645	1.093
00-207-1786	1.156
00-515-7460	1.531

1/4-28 UNF-3A

	Lg
00-637-6949	.531
00-576-6617	.906

5/16-24 UNF-3A

	Lg
00-551-0046	.718

Iron Alloy, 660

High temperature, nonmagnetic. Length listed in inches.

No. 10-32 UNF-3A

	Lg
00-816-0033	.588
00-616-1532	.651
00-616-2424	.713
01-113-9744*	.783
01-042-4410	.909
* Nickel Alloy	

CROSS RECESS DRIVE



Steel, Cadmium Plated

No. 10-32 UNJF-3A

	Lg
00-145-0904	.500
00-177-5688	.937

1/4-28 UNJF-3A

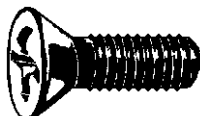
	Lg
00-186-9220	1.250

Steel, Corrosion Resisting

No. 10-24 UNC-2A

	Lg
01-355-5505*	.750
* Plastic locking feature	

TORQUE SET DRIVE



Steel, Cadmium Plated

SHORT THREAD.

No. 10-32 UNF-3A

	Lg
00-902-7890	.353
00-935-3025	.416
00-702-1595	.479
00-058-2575	.541
00-820-2144*	.588
00-702-1596	.603
* Rockwell P/N 7S36-3A4	

HEXAGON HEAD

INTERNAL CROSS RECESS DRIVE

Steel Comp, Cadmium and Chromate Treated

	Lg
01-089-1520	.500

PAN HEAD

HI-TORQUE DRIVE



	Lg
00-618-1407	.416
00-824-6232	.464

CROSS RECESS DRIVE



Aluminum Alloy, Anodized

No. 10-32 UNF-3A

	Lg
00-905-2891	.415

Iron Alloy, Passivated

	Lg
00-842-7492	.415
00-925-9679	.540

Steel, Cadmium Plated

Head marked with a dash (-).

No. 8-32 UNC-3A

	Lg
00-944-8271	.422
00-921-0919	.469
00-921-0918	.531
00-925-9675	.594
00-891-1775	.688
00-932-1921	.719
00-840-5895	.853

CLASS 5305

Lg
00-997-7045 .938

No. 10-32 UNF-3A

Lg
00-849-4642 .281
00-925-7856 .344
00-912-7307 .406
00-944-5929 .469
00-781-9057 .531
00-925-7857 .594
00-925-9674 .656
00-925-9682 .719
00-082-6780 .781
00-948-4152 .853
00-912-7308 .906
00-925-7862 .969
00-925-7863 1.031
00-925-4836 1.094
00-914-9000 1.156
00-891-1778 1.344
00-945-0539 1.414
00-982-2618 1.469
00-948-4151 1.594
00-925-7864 1.790
00-325-2461 1.853
00-891-1779 1.906
00-839-7090 2.094
00-839-0762 2.469

1/4-28 UNF-3A

Lg
00-891-1783 .656
00-891-8883 .719
00-891-1784 .727
00-903-7720 1.063

CRES

No. 8-32 UNC-3A

Lg
00-936-3007 .469

No. 10-32 UNF-3A

Lg
00-943-0898 .626
00-946-7877 .656

FULL THREAD

Steel, Cadmium Plated

Lg
00-842-0241 .365
00-813-2796 .380
00-995-2125 .440
00-841-2942 .475
00-866-0937 .500
00-813-2791 .562
00-841-2948 .750

SHORT THREAD

Lg
00-655-7541 .338
00-687-6333 .401
00-619-6031 .401
00-619-4344 .464
00-616-3801 .526

Lg
00-625-7672 .588
00-616-6086 .651
00-924-9508 .714
00-616-8217 .714
00-680-6393 .776
00-680-5430 .964
00-993-5826 1.026
00-626-3495 1.526

Steel Comp, Cadmium and Chromate

No. 8-32 UNC-2A

Lg
00-889-3002 .297

No. 8-32 UNC-3A

Lg
00-925-9675 .588

No. 10-32 UNF-2A

Lg
00-995-3444 .875

No. 10-32 UNF-2A

Lg
00-925-7858 1.228

No. 10-32 UNJF-3A

Lg
00-995-2124 1.085

PAN HEAD

TORQUE SET DRIVE



Steel, Cadmium Plated

No. 4-40 UNJC-3A

Lg
00-007-9881 .437

ROUND EXTENDED WASHER HEAD

CROSS RECESS DRIVE



Aluminum Alloy, Anodized

No. 10-32 UNF-3A

Lg
00-823-5794 .375
00-180-1475 .437
00-576-7809 .688

1/4-28 UNF-3A

Lg
00-688-0254 1.500

Steel, Cadmium or Zinc Plated

No. 8-32 UNC-3A

Lg
00-281-8875 .437
00-281-8527 .500

No. 10-32 UNF-3A

Lg
00-180-3322 .375
00-180-0009 .438
00-180-0011 .562
00-180-0013 .688
00-180-0014* .734
00-282-8470 1.125
00-920-0850 1.250
* Slot drive

1/4-28 UNF-3A

Lg
00-282-0135 .500
00-182-1368 1.250

INTERNAL SLOT DRIVE

Steel

No. 10-32 UNF-3A

Lg
00-111-7491 .562
00-008-3668* .875
* Corrosion Resisting Steel

ROUND HEAD

CROSS RECESS DRIVE



Steel, Cadmium Plated

No. 10-32 UNF-3A

Lg
00-282-4203 1.031

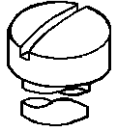
1/4-28 UNF-3A

Lg
00-282-9504 .969

FILLISTER HEAD

CLASS 5305

SLOT DRIVE



Copper Alloy

One drilled hole in head.

No. 6-32 UNC-2A

	Fas Lg
00-839-4513	.375
00-880-1425	.500

No. 10-24 UNC-2A

	Fas Lg
00-068-9185	.500
00-068-5823	1.000
00-068-5825	1.500
00-068-9156	2.000

No. 10-32 UNF-2A

	Fas Lg
00-071-2214	1.000

1/4-20 UNC-2A

	Fas Lg
00-543-5923	.500
00-068-1814	1.000
00-068-1817	2.000

CRES

One hole drilled in head.

No. 2-56 UNC-2A

	Fas Lg
00-922-8777	.188
00-922-8778	.250
00-941-6403	.625

No. 4-40 UNC-2A

	Fas Lg
00-945-0505	.187
00-941-3551	.250
00-925-4774*	.312
00-941-9437	.375
00-945-0506	.437
00-947-2169	.500
00-925-4780	.625

* Cross Recess Type

No. 6-32 UNC-2A

	Fas Lg
00-940-9487	.187
00-940-9488	.250
00-940-9489	.312
00-922-6286	.375
00-940-9491	.500
00-925-4777	.625
00-948-4038	.750
00-942-2167	.875
00-942-2168	1.000

No. 8-32 UNC-2A

	Fas Lg
00-939-9221	.250
00-939-9222	.312
00-939-9230	.375
00-942-8431	.500
00-939-9232	.625
00-939-9208	.750
00-943-5918	1.000
00-939-9258	2.250

No. 10-24 UNC-2A

	Fas Lg
00-939-9179	.375
00-939-9188	.500
00-939-9189	.625
00-939-9191	.875
00-939-9209	1.250

No. 10-32 UNF-2A

	Fas Lg
00-912-4839	.437
00-912-4838	.500
00-912-4837	.625
00-912-4833	.750
00-912-4819	1.000

1/4-20 UNC-2A

	Fas Lg
00-939-9132	.500
00-939-9146	.625
00-939-9148	.875
00-939-9151	1.500

CROSS RECESS



Steel, Cadmium Plated

One drilled hole in head.

No. 4-40 UNC-2A

	Fas Lg
00-811-9853	.187
00-543-2024	.250
00-558-4887	.312
00-531-0298	.375
00-543-5058	.437
00-614-0260	.500
00-543-2732	.625
00-614-0261	.750

No. 6-32 UNC-2A

	Fas Lg
00-543-2023	.187
00-514-7506*	.250
00-582-5807*	.375
00-579-2139*	.500
00-582-5808	.625
00-579-2136	.750

* Slot Drive

No. 8-32 UNC-2A

	Fas Lg
00-622-9475	.250
00-559-8145	.312
00-614-3423*	.375
00-614-0270	.437
00-543-2752*	.500
00-660-2625	.750
00-622-9479	1.250

No. 10-24 UNC-2A

	Fas Lg
00-543-4662*	.375
00-614-0245*	.625
00-579-4576	.750
00-810-5543	1.000

* Slot Drive

No. 10-32 UNF-2A

	Fas Lg
00-969-6487	.250
00-720-8429	.312
00-614-0246	.500
00-614-0247	.625
00-616-4831	.750

1/4-20 UNC-2A

	Fas Lg
00-660-2467	.625
00-808-9977	1.000

5/16-18 UNC-2A

	Fas Lg
00-619-2322	.750

82 DEGREES FLAT COUNTERSUNK HEAD

CROSS RECESS DRIVE



Aluminum Alloy, Anodized

1/4-20 UNC-2A

	Fas Lg
00-879-0545	.562
00-068-9167	1.000

Copper Alloy

No. 5-40 UNC-2A

	Fas Lg
00-151-2341	.375

No. 6-32 UNC-2A

	Fas Lg
00-954-5636	1.000

No. 8-32 UNC-2A

	Fas Lg
00-958-1002	.375
00-954-5629	.500

CLASS 5305

Fas Lg
00-954-5637 .750

No. 10-24 UNC-2A

Fas Lg
00-052-5915 1.000

1/4-20 UNC-2A

Fas Lg
00-052-5923 .500
00-206-3689 .625
00-206-3693 .750
00-052-5925 1.000
00-052-5926 1.250
00-206-3694 1.500
00-052-5935 2.000
00-052-5937 2.500

5/16-18 UNC-2A

Fas Lg
00-052-5941 .625
00-052-7482 .750
00-052-7484 1.000

3/8-16 UNC-2A

Fas Lg
00-052-7431 .750
00-052-7449 1.000
00-052-7451 1.500

No. 4-48 UNF-2A

Fas Lg
00-057-9586 .250

No. 10-32 UNF-2A

Fas Lg
00-964-6195 .375
00-964-6196 .500
00-053-1087 1.000

Nickel-Copper Alloy

5/16-18 UNC 3A

Fas Lg
00-811-6951 .750

3/8-16 UNC-3A

Fas Lg
00-811-6953 1.000

CRCS

Fastener length listed in inches.

No. 2-56 UNC-2A

Fas Lg
00-764-2966 .188
00-727-8833 .250
00-764-2964 .312
00-763-3356 .375
00-725-4191 .500

No. 4-40 UNC-2A

Fas Lg
00-777-6039 .188
00-770-2533 .250

00-763-7822 .312

00-770-2579 .375
00-770-2580 .438
00-768-0336 .500

No. 6-32 UNC-2A

Fas Lg
00-763-6961 .250
00-763-6962 .312
00-763-6963 .375
00-727-8832 .437
00-719-5064 .500
00-765-4352 .625
00-765-4350 .875
00-765-4344 1.500

No. 8-32 UNC-2A

Fas Lg
00-765-4244 .250
00-765-4257 .375
00-764-0066 .437
00-764-0068 .500
00-764-0070 .625
00-764-0071 .750
00-727-8834 .875

No. 10-24 UNC-2A

Fas Lg
00-701-5073 .437
00-701-5074 .500
00-701-5075 .625
00-701-5078 .750
00-701-5079 .875
00-701-5118 1.000

1/4-20 UNC-2A

Fas Lg
00-701-5228 .500
00-719-5058 .625
00-719-5021 .750
00-719-5017 .875
00-719-5007 1.000
00-719-5003 1.250
00-719-5001 1.500

5/16-18 UNC-2A

Fas Lg
00-763-7832 .750
00-763-7830 1.000

3/8-16 UNC-2A

Fas Lg
00-082-6734 .750
00-082-6739 1.000
00-082-6738 1.250

No. 0-80 UNF-2A

Fas Lg
00-774-9700 .188

No. 10-32 UNF-2A

Fas Lg
00-071-1322 .500
00-071-1323 .625

00-071-1324 .750
00-071-1325 .875
00-071-1327 1.250

1/4-28 UNF-2A

Fas Lg
00-719-5093 .750

3/8-24 UNF-2A

Fas Lg
00-058-5051 .625

NON SPEC ITEMS

1/2-13 UNC-2A

00-272-5368 1.125

Steel, Cadmium Plated

Fastener length listed in inches.

No. 2-56 UNC-2A

Fas Lg
00-959-2345 .250

No. 4-40 UNC-2A

Fas Lg
00-958-6230 .437

No. 6-32 UNC-2A

Fas Lg
00-957-6265 .250
00-059-4550 .312
00-958-5453 .375
00-059-4553 .500
00-958-5460 1.000

No. 8-32 UNC-2A

Fas Lg
00-958-5473 .375
00-059-4568 .500
00-958-5477 .625
00-958-5481 1.000
00-059-4573 1.250

No. 10-24 UNC-2A

Fas Lg
00-957-6272 .375
00-954-3487 .500
00-958-5471 .750
00-957-6269 1.000

No. 10-32 UNF-2A

Fas Lg
00-984-7343 1.000
00-959-2690 2.000

1/4-20 UNC-2A

Fas Lg
00-954-4295 .500

CLASS 5305

	Fas Lg
00-958-5245	.625
00-958-5246	.750
00-958-5247	1.000
00-958-5248	1.500

1/4-28 UNF-2A

	Fas Lg
00-957-2639	.625

3/8-16 UNC-2A

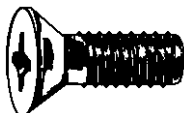
	Fas Lg
00-959-2723	1.000
00-959-2724	1.250
00-958-5260	1.500

3/8-24 UNF-2A

	Fas Lg
00-959-4157	.750

100 DEGREES FLAT COUNTERSUNK HEAD

CROSS RECESS DRIVE



Steel, Cadmium Plated

No. 4-40 UNC-2A

	Fas Lg
00-081-6668	.250
00-957-2383	.312
00-957-7815	.375
00-808-7834	.500
00-045-8338	.625

No. 6-32 UNC-2A

	Fas Lg
00-051-6521	.312
00-957-7817	.375
00-957-7818	.437
00-837-3343	.500
00-808-7832	.625
00-957-7820	.875
00-051-8308	2.000

No. 8-32 UNC-2A

	Fas Lg
00-051-2352	.312
00-957-7814	.375
00-857-6822	.437
00-063-3503	.500
00-958-6373	.625
00-965-5882	.750
00-088-8996	.875

No. 10-32 UNF-2A

	Fas Lg
00-900-3249	.250
00-957-7810	.437
00-957-7811	.500
00-957-7086	.625

	Fas Lg
00-063-3507	.750
00-965-5879	.875
00-957-7813	1.125

NON SPEC ITEM

No. 10-32 UNF-3A

	Lg
00-508-7669	.562

No. 10-32 UNJF-3A

	Lg
00-182-7288	.437
00-151-7974	1.062

1/4-28 UNF-3A

	Lg
00-207-3741	1.061

1/4-28 UNJF-3A

	Lg
00-168-2984	.687
00-482-8500	1.125

5/16-24 UNF-3A

	Lg
00-637-5654	1.561

5/16-24 UNJF-3A

	Lg
00-182-7307	.937

CRES

Screw head sizes No. 6 and larger are marked with one dash (-). Fastener length listed in inches.

No. 4-40 UNC-2A

	Lg
00-763-6009	.187
00-993-9189	.250
00-225-6400	.312
00-056-9961	.375
00-066-7325	.437

No. 6-32 UNC-2A

	Lg
00-066-7326	.250

No. 8-32 UNC-2A

	Lg
00-902-2136	.250
00-056-9962	.312
00-889-2991	.375
00-068-5287	.437
00-079-5835	.500
00-088-9666	.625

No. 10-32 UNF-2A

	Lg
00-781-5662	.312

	Lg
00-088-9667	.375
00-051-0227	.500
00-959-4158	.625
00-717-5592	.875
00-781-5673	2.250

1/4-20 UNC-2A

	Lg
00-637-5580	.625

82 DEGREES FLAT COUNTERSUNK HEAD

SLOT DRIVE



Nickel-Copper Alloy

No. 10-24 UNC-2A

	Lg
00-271-4958	.500

1/4-20 UNC-2A

	Lg
00-271-8253	.750
00-206-6931	.921
00-515-7205	1.000

Plastic

No. 0-80 UNF-2A

	Lg
00-942-2195	.125

100 DEGREES FLAT COUNTERSUNK HEAD

SLOT DRIVE



Plastic Polyamide

1/4-20 UNC-2A

	Lg
00-543-5733	.750
01-133-4457	.875
01-004-4983	1.125

HIGH TORQUE DRIVE



Titanium Alloy

No. 8-32 UNC-3A

00-141-7320 Lg
1.096

TORQUE SET DRIVE



Steel, Cadmium Plated

No. 10-32 UNF-3A

Lg
00-460-3042 .484

No. 10-32 UNJF-3A

Lg
01-082-7052 .609

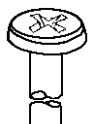
Steel, Passivated

No. 10-32 UNJF-3A

Lg
00-508-7710 .656
00-413-4000 .750

FLAT CHAMFER HEAD

CROSS RECESS DRIVE



Steel, Nickel Plated

No. 6-40 UNF-2A

Lg
00-208-6406 1.750

Steel, Zinc with Chromate Finish

No. 4-40 UNC-3A

Lg
00-638-4017 .750

FLAT CHAMFER HEAD

SLOT DRIVE



Steel, Cadmium Plated

No. 10-32 UNF-3A

Lg
00-282-4919 .750

5/16-24 UNF-3A

00-722-6520 Lg
.281

Steel, Nickel Plated

No. 4-40 UNC-3A

Lg
00-207-7352 .312
00-638-6053 .500

No. 6-40 UNF-2A

Lg
00-208-6433 .437

FLAT CHAMFER HEAD

CROSS RECESS DRIVE

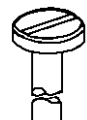


Steel, Nickel Plated

No. 6-40 UNF-2A

Lg
00-208-6403 .688

SLOT DRIVE



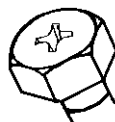
Steel, Nickel Plated

No. 4-40 UNC-3A

Lg
00-638-7409 .938

HEXAGON HEAD

CROSS RECESS DRIVE



Steel, Cadmium Plated

No. 10-32 UNF-3A

Lg
00-812-8644 .531

CRES

No. 10-32 UNF-2A

Lg
00-271-6191 .375

Steel, Nickel Plated

No. 6-40 UNF-2A

Lg
00-208-6430 .250

No. 6-40 UNF-3A

Lg
00-659-8291 .297

Steel, Zinc with Chromate Finish

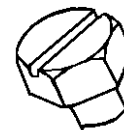
No. 4-40 UNC-3A

Lg
00-638-2281 .250
00-638-3826 .500

No. 6-40 UNF-3A

Lg
00-638-2303 .188

SLOT DRIVE



Steel, Nickel Plated

No. 4-40 UNC-2A

Lg
00-208-6405 .250

No. 6-40 UNF-2A

Lg
00-208-6432 .312
00-298-2472 .375
00-639-6399 .500

A39 FLAT COUNTERSUNK

1/8-32 UNC2A

Lg
01-424-3571 .312

1/4-20 UNC2A

Lg
01-426-1285 .500
01-424-3572 .750

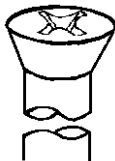
1/8-32 UNC2A

01-407-5431 .500

82 DEGREES OVAL COUNTERSUNK HEAD

CROSS RECESS DRIVE

CLASS 5305



CRES

1/4-20 UNC-2A

Lg
00-082-6967 .750

PAN HEAD (ROUND)

CROSS RECESS DRIVE



Copper Alloy

No. 4-40 UNC-2A

Fas Lg
00-207-7468 .500

No. 6-32 UNC-2A

Fas Lg
00-059-8247 .188
00-059-8248 .250
00-059-8249 .312
00-206-3716 .375
00-206-1288 .500
00-638-0502 .625
00-637-1125 .750
00-059-8255 .875
00-059-8256 1.000
00-184-1656 1.125
00-206-2220 1.250
00-207-7467 1.500
00-954-8985 2.000

No. 8-32 UNC-2A

Fas Lg
00-059-8263 .250
00-637-1124 .375
00-637-1103 .438
00-637-1123 .500
00-954-5641 .625
00-206-1285 .750
00-206-3713 1.000
00-206-3715 1.250
00-954-8987 1.500

No. 10-24 UNC-2A

Fas Lg
00-954-8991 .375
00-059-8280 .500
00-954-5643 .625
00-954-8994 .750
00-954-8996 1.000
00-954-8997 1.250
00-954-8998 1.500
00-954-9000 2.000

No. 10-32 UNF-2A

Fas Lg
00-206-2508 .375
00-206-2510 .500
00-954-8153 1.250
00-954-8154 1.500
00-954-8155 2.000

1/4-20 UNC-2A

Fas Lg
00-637-1119 .500
00-206-2218 1.250
00-954-9525 1.500
00-954-9527 2.000
00-954-9529 2.500

5/16-18 UNC-2A

Fas Lg
00-954-8981 1.000
00-954-9537 1.500
00-954-9539 2.000

3/8-16 UNC-2A

Fas Lg
00-954-9548 1.500

CRES

No. 2-56 UNC-2A

Fas Lg
00-054-5635 .125
00-054-5636 .188
00-054-5637 .250
00-054-5638 .312
00-054-5639 .375
00-054-5640 .438
00-054-5641 .500
00-054-5642 .625
00-054-5643 .750
00-054-5645 .875

No. 4-40 UNC-2A

Fas Lg
00-054-5646 .188
00-054-5647 .250
00-054-5648 .312
00-054-5649 .375
00-054-5650 .438
00-054-5651 .500
00-054-5652 .625
00-054-5653 .750
00-054-5654 .875
00-054-5655 1.000
00-054-5656 1.250
00-054-5657 1.500

No. 6-32 UNC-2A

Fas Lg
00-054-6649 .187
00-054-6650 .250
00-054-6651 .312
00-054-6652 .375
00-054-6653 .438
00-054-6654 .500
00-054-6655 .625
00-448-6456* .625
00-054-6656 .750

Fas Lg

00-054-6657 .875
00-054-6658 1.000
00-054-6659 1.250
00-054-6660 1.500
00-054-6661 1.750
00-054-6662 2.000
* Oxide surface treatment

No. 8-32 UNC-2A

Fas Lg
00-054-6666 .250
00-054-6667 .312
00-054-6668 .375
00-054-6669 .438
00-054-6670 .500
00-054-6671 .625
00-054-6672 .750
00-054-6673 .875
00-054-6674 1.000
00-054-6675 1.250
00-054-6676 1.500
00-054-6677 1.750
00-054-6680 2.000

No. 10-24 UNC-2A

Fas Lg
00-050-9227 .375
00-050-9229 .500
00-050-9230 .625
00-050-9231 .750
00-050-9233 1.000
00-050-9234 1.250
00-050-9235 1.500
00-050-9238 2.250

9/64-32 UNC2A

Fas Lg
01-419-4344 .360

5/32-32 UNC2A

Fas Lg
01-406-7435 .360

3/16-24 UNC2A

Fas Lg
01-424-1352 .300
01-398-9599 .375
01-406-7433 .500
01-423-9274 .585
01-437-7085 .750
01-435-0934 1.000

1/4-20 UNC-2A

Fas Lg
01-435-1743 .312
00-071-1315 .500
01-406-7434 .500
00-071-1316 .625
00-082-6721 .750
01-435-1745 .750
00-071-1318 1.000
00-071-2087 1.250
00-071-2093 2.000

3/8-16 UNC2A

CLASS 5305

	Fas Lg
01-424-1353	1.000
01-435-0936	1.188

No. 10-32 UNF-2A

	Fas Lg
00-059-3655	.250
00-059-3656	.312
00-059-3657	.375
00-059-3658	.438
00-059-3659	.500
00-059-3660	.625
00-059-3661	.750
00-059-3662	.875
00-059-3663	1.000
00-059-3664	1.250
00-059-3665	1.500
00-059-3667	2.000
01-006-8963*	3.500

* Non Spec Item

1/8-40 UNF2A

	Fas Lg
01-435-1744	.500

1/4-28 UNF-2A

	Fas Lg
00-059-3673	.375
00-059-3676	.625

9/16-24 UNF-2A

	Fas Lg
00-500-9394*	.437

* Non Spec Item, features 3/8 inch diameter by .562 inch length concentric hole on thread end

Steel, Cadmium Plated

No. 2-56 UNC-2A

	Fas Lg
00-762-7482	.188
00-889-3118	.250
00-988-1167	.312
00-989-0682	.375
00-954-3938	.500
00-958-6381	.625

No. 4-40 UNC-2A

	Fas Lg
00-993-0191	.188
00-889-3116	.250
00-993-0190	.312
00-889-2997	.375
00-889-2998	.438
00-889-2999	.500
00-983-6730*	.625
00-984-4976	.750
00-984-4977	.875
00-984-4978	1.000
00-984-4979	1.250

* Copper Alloy

No. 6-32 UNC-2A

	Fas Lg
00-984-4982	.188

	Fas Lg
00-984-4983	.250
00-984-4984	.312
00-984-4988	.375
00-984-4989	.438
00-889-3000	.500
00-889-3001	.625
00-984-4992	.750
00-984-4993	.875
00-984-6221	1.000
00-984-6222	1.250
00-984-6223	1.500
00-984-6224	1.750
00-491-9441	1.875
00-984-6225	2.000

No. 6-40 UNF-2A

	Fas Lg
00-958-4351	.250

No. 8-32 UNC-2A

	Fas Lg
00-984-6189	.250
00-889-3002	.312
00-984-6191	.375
00-984-6192	.438
00-984-6193	.500
00-954-0942	.562
00-984-6194	.625
00-984-6195	.750
00-984-6196	.875
00-984-6197	1.000
00-455-6840	1.125
00-984-6198	1.250
00-984-6199	1.500
00-984-6200	1.750
00-984-6201	2.000
00-984-6203	2.500
00-984-6205	3.000

No. 8-36 UNF-2A

	Fas Lg
00-989-4864	.500

No. 10-24 UNC-2A

	Fas Lg
00-984-6207	.312
00-984-6208	.375
00-984-6210	.500
00-984-6211	.625
00-984-6212	.750
00-984-6213	.875
00-984-6214	1.000
00-984-6216	1.500
00-984-6218	2.000

No. 10-32 UNF-2A

	Fas Lg
00-993-1849	.250
00-088-9044	.312
00-990-6444	.375
00-989-6265	.438
00-989-7434	.500
00-989-7435	.625
00-993-1848	.750
00-995-3444	.875
00-993-1851	1.000
00-995-3442	1.250

	Fas Lg
00-995-3441	1.500
00-995-3440	1.750
00-958-0585	2.250
00-958-0586	2.500
00-958-0671	2.750
00-958-0672	3.000

1/4-20 UNC-2A

	Fas Lg
00-988-1723	.500
00-988-1724	.625
00-988-1727	1.000
00-988-1170	1.250
00-988-1171	1.500
00-988-1728	2.000
00-988-1730	2.500

1/4-28 UNF-2A

	Fas Lg
00-952-0760	.375
00-993-2463	.500
00-993-2738	.625
00-993-2461	.750

1/4-28 UNF-3A

	Fas Lg
00-619-2020*	.375

* Non Spec Item.

5/16-18 UNC-2A

	Fas Lg
00-984-5674	.500
00-984-5676	.750
00-984-5678	1.000
00-984-5686	3.000

3/8-16 UNC-2A

	Fas Lg
00-984-5691	1.000
00-984-5693	1.500

3/8-24 UNF-2A

	Fas Lg
00-958-0610	.625

No. 10-32 UNF-2A

	Fas Lg
00-995-6311	2.000

PAN HEAD (FLAT)

SLOT DRIVE



Plastic, Polyexamethylene Amide

No. 4-40 UNC-2A

	Fas Lg
00-833-8624	.250

CLASS 5305

No. 6-32 UNC-2A

	Fas Lg
00-582-6151	.500

Plastic, Polyhexamethylene Adipamide

No. 10-24 UNC-2A

	Fas Lg
00-452-2160	.250

Steel, Cadmium Plated

No. 2-56 UNC-2A

	Fas Lg
00-412-5685	.156

1/4-20 UNC-3A

	Fas Lg
00-216-8592	.500

Steel, Oxide Coated

No. 6-40 UNF-3A

	Fas Lg
00-109-7436	.750

ROUND HEAD

CROSS RECESS DRIVE



NON SPEC ITEMS

No. 12-24 UNC-2A

	Fas Lg
00-290-3046	.500
00-010-1145*	1.000
* slot drive	

CRES

No. 5-40 UNC-2A

	Fas Lg
00-455-2706*	.500
* Non Spec Item.	

WATERTIGHT HEAD

INTERNAL CROSS RECESS DRIVE

Steel Comp, Passivated

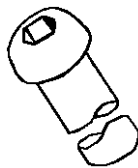
No. 8-32 UNC-2A

	Fas Lg
00-245-4621	.297

SCREW, SELF LOCKING

BUTTON HEAD

HEX DRIVE

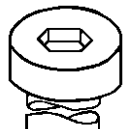


Steel, Zinc Coated

	Lg	WAF
01-077-7099	.625	.156

FILLISTER HEAD

HEX DRIVE



With Nylon locking element.

CRES

No. 8-32 UNC-3A

	Lg	WAF
01-071-1297	.500	.141

1/4-20 UNC-3A

	Lg	WAF
01-071-1299	.750	.188

Zinc O/A

1/4-20 UNC-3A

	Lg	WAF
01-071-1306	.500	.188

5/16-18 UNC-3A

	Lg	WAF
01-060-7101	.750	.250

82 DEGREES FLAT COUNTERSUNK HEAD

HEX DRIVE



With Nylon locking element.

Steel, Uncoated

3/8-24 UNF-3A

	Lg	WAF
00-059-7576	1.000	.218

Steel, Zinc Plated

No. 10-24 UNC-3A

	Lg	WAF
00-034-1239	.500	.125

5/16-18 UNC-3A

	Lg	WAF
00-034-1234	.750	.188

Steel, Cadmium Plated

1/4-20 UNC-3A

	Lg	WAF
00-021-2058	.625	.156

CRES

1/4-20 UNC-3A

	Lg	WAF
00-842-3410	.750	.156

100 DEGREES FLAT COUNTERSUNK HEAD

CROSS RECESS DRIVE



With Soft Metal locking feature.

CRES

	Lg
00-115-9416	.937

Steel, Cadmium Plated

No. 6-32 UNC-3A

	Lg
00-964-0872*	.375
* With strip thread locking device	

FLAT CHAMFER HEAD

HEX DRIVE



With Nylon locking element.

Steel, Cadmium Plated

No. 10-24 UNC-3A

CLASS 5305

	Lg	WAF
00-584-8012	.500	.156
00-969-5466	1.500	.156
00-145-0776	3.531	.156

1/4-20 UNC-3A

	Lg	WAF
00-182-9379	.766	.188

5/16-18 UNC-3A

	Lg	WAF
00-182-7485	.875	.250

5/16-24 UNF-3A

	Lg	WAF
00-405-5304	.719	.250

3/8-16 UNC-3A

	Lg	WAF
00-723-9415	1.000	.312
00-829-0413	1.250	.312

CRES

1/4-20 UNC-3A

	Lg	WAF
00-440-3513	.500	.188

3/8-16 UNC-3A

	Lg	WAF
00-913-8869	2.750	.312

Steel, Oxide

5/16-18 UNC-3A

	Lg	WAF
00-926-5679	.500	.218

3/4-10 UNJC-3A

	Lg	WAF
01-133-7190	1.500	.625

Steel, Passivated

1/4-20 UNC-3A

	Lg	WAF
00-067-3461	.750	—

5/16-18 UNC-3A

	Lg	WAF
01-159-1287*	.625	—

* Non Spec Item.

Steel

1/4-20 UNC-3A

	Lg	WAF
00-034-1122	.250	.188
00-034-1127	1.250	.188

5/16-18 UNC-3A

	Lg	WAF
00-034-1130	.625	.188

3/8-16 UNC-3A

	Lg	WAF
00-034-1150	2.250	.312
00-034-1152	2.750	.312

Steel, Zinc Plated

No. 8-32 UNC-3A

	Lg	WAF
00-226-2827	.391	.141

5/16-18 UNC-3A

	Lg	WAF
00-064-8384	1.250	.312

3/8-16 UNC-3A

	Lg	WAF
00-034-1215	.750	.312
01-028-1519	1.000	.875
00-064-8388	1.500	.312

1/2-13 UNC-3A

	Lg	WAF
00-064-8389	1.000	.375
00-064-8390	1.250	.375
01-152-4026	1.250	.563
00-064-8391	1.500	.375

Steel, Cadmium Plated

Soft metal locking element.

No. 4-40 UNC-3A

	Lg	WAF
00-917-4729	.250	

No. 10-32 UNF 3A

	Lg	WAF
00-870-0048	.375	

No. 10-24 UNC-3A

	Lg	WAF
00-924-9507	.375	.156
00-948-9811	.645	.156

1/4-20 UNC-3A

	Lg	WAF
00-810-7637	.625	.187
00-985-0650	.875	.187

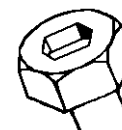
5/16-18 UNC-3A

	Lg	WAF
00-723-9412	.750	.250
00-811-6669	1.000	.218

5/16-24 UNF-3A

	Lg
00-889-3154	1.031

HEXAGON DRIVE



Nickel

5/16-18 UNC-2A

	Lg
00-786-6501	.628

PAN HEAD

CROSS RECESS DRIVE



Nylon Locking Element.

Steel, Cadmium Plated.

No. 8-32 UNC-2A.

	Lg
00-251-4004	.250
00-078-0246	.750

CRES

No. 4-40 UNC-2A

	Lg
01-032-1641	.250

Iron Alloy, Passivated.


No. 6-32 UNJC-3A

	Lg
00-901-2137	.312

SCREW, SHOULDER

FILLISTER HEAD

SLOT DRIVE



Steel, Cadmium Plated.

No. 6-32 UNC-2A

	Fas Lg	Thd Lg	Shldr Dia
00-225-2784	.400	.213	.153

CLASS 5305

No. 10-32 UNF-2A


	Fas	Thd Lg	Shldr Lg
00-234-0142	.687	.253	.218

UNF threads, 0.250 inches. Thread quantity per inch, 28, 3A, Right-hand. Thread length, 0.284 inches minimum and 0.314 inches maximum. Fastener length, 1.024 inches minimum and 1.089 inches maximum. Steel CRES overall, with Passivate overall surface treatment. Minimum tensile strength, 190000 PSI. Minimum yield strength, 170000 PSI. Head style, Fillister. Head diameter, 0.425 inches minimum and 0.495 inches maximum. Head height, 0.094 inches minimum and 0.114 inches maximum. Internal drive style, D14 slot. Shoulder shape, round first shoulder. Shoulder diameter, 0.247 inches minimum and 0.248 inches maximum. Shoulder length, 0.630 inches minimum and 0.635 inches maximum.

00-256-6718

FLAT CHAMFER HEAD

SLOT DRIVE



Copper Alloy

No. 10-24 UNC-2A

	Fas Lg	Thd Lg	Shldr Lg
00-514-7388	.290	.250	.250

No. 10-32 UNF-2A

	Fas Lg	Thd Lg	Shldr Lg
00-038-8042	.381	.188	.204

Steel, Cadmium Plated.

No. 10-32 UNF-3A


	Fas Lg	Thd Lg	Shldr Lg
00-946-8273	.701	.286	.250

Steel, Uncoated.

5/8-18 UNF-3A

	Fas Lg	Thd Lg	Shldr Lg
00-074-1586	5.288	.452	.748

HEX DRIVE



Steel, Cadmium Plated.

No. 10-24 UNC-3A

	Fas Lg	Thd Lg	Shldr Dia
00-939-0661	.740	.365	.247
00-914-3817	1.120	.365	.247

1/4-20 UNC-3A

	Fas Lg	Thd Lg	Shldr Dia
00-914-3818	.928	.428	.309

3/8-16 UNC-3A

	Fas Lg	Thd Lg	Shldr Dia
00-914-4171	1.360	.610	.497

5/8-11 UNC-3A

	Fas Lg	Thd Lg	Shldr Dia
00-005-0429	1.860	.860	.747

3/4-10 UNC-3A

	Fas Lg	Thd Lg	Shldr Dia
00-577-5434	2.360	.860	.747

SCREW, SPECIAL

Steel Alloy and CRES, Nickel, Cadmium and Passivated Finish, 1.530 inch shank length. Head slotted.

00-349-8661

SCREW, TAPPING

Non machine thread style, A13 Gimlet Point. Non machine nominal thread diameter, 0.138 inches. Fastener length, 0.594 inches minimum and 0.656 inches maximum. Cadmium and Chromate overall surface treatment. Head style, C32 Pan. Head diameter, 0.256 inches minimum and 0.270 inches maximum. Head height, 0.087 inches minimum and 0.097 inches maximum. Internal drive style, D1 cross recess type 1. Casehardened.

00-883-0635

82 DEGREES FLAT COUNTERSUNK HEAD

CROSS RECESS DRIVE



Steel Comp, Cadmium and Chromate Plated

No. 4-40

	Lg
00-855-1444	.375
00-052-6866	.750
01-059-1931	.375
01-181-7476	.500

100 DEGREE FLAT COUNTERSUNK HEAD

SLOT DRIVE



Steel, Passivated

No. 4, Wide flute thread.

	Lg
00-822-1780	.625

PAN HEAD

CROSS RECESS DRIVE



C32 PAN HEAD

SLOT OR FLUTE STYLE

	Dia	Lg
00-052-8875	.086	.235
00-052-8887	.138	.500
00-052-9048	.164	.250
00-052-9050	.164	.375
00-052-9052	.164	.625
00-063-4568	.190	.750
00-052-8903	.250	.500
00-052-8904	.250	.625

Nonmachine nominal thread diameter, 0.190 inches. Fastener length, 0.750 inches nominal. Steel overall with Cadmium and Chromate overall surface treatment. Head style, C33 Pan number 2. Head diameter, 0.357 inches minimum and 0.373 inches maximum. Head height, 0.122 inches minimum and 0.133 inches maximum. Internal drive style, D1 cross recess type 1.

00-834-3395

GIMLET POINT STYLE.

	Dia	Lg
00-432-4169	.112	.375
00-497-7401	.138	.500
00-433-3711	.164	.500
00-432-7956	.164	.250
00-147-3238	.190	.500
00-052-8242	.242	.875
00-734-7121	.250	.500

Steel Comp, Cadmium and Chromate Plated.

No. 6-32

	Lg
00-855-0972	.375

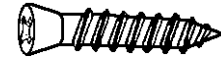
C33 PAN HEAD

GIMLET POINT STYLE

	Dia	Lg
00-637-4521	.151	.750
00-637-4522	.151	1.000

CRES

No. 2-32		00-883-0628*	Lg .500
		00-899-7647	.875
		* Non Spec Item	



00-051-8499	Lg .188
-------------	------------

Copper Alloy

No. 8-24

00-052-9051	Lg .500
-------------	------------

No. 4

00-014-9211	Lg .500
00-900-9012	.625
00-900-3272	.750
00-900-3274	1.000

No. 10-24

00-951-5617	Lg .500
-------------	------------

No. 8-18

00-058-1082	Lg .375
00-432-4170	.500
00-432-4171	.625
00-432-4172	.750
00-432-7954	1.000
00-472-5252	1.500

No. 6

00-014-9247	Lg .500
00-901-3787	.625
00-786-5503	.750
00-901-3788	.875
00-901-3795	1.000
00-014-9262	1.250
00-901-3790	1.500

1/4-20

00-052-8907	Lg 1.000
-------------	-------------

No. 10-12

00-879-7941	Lg .500
-------------	------------

No. 8

00-014-9289	Lg .500
00-901-3792	.625
00-901-3793	.750
00-901-3794	.875
00-014-9301	1.000
00-014-9304	1.250
00-014-9307	1.500
00-901-2630	1.750
00-901-2631	2.000

C1 HEXAGON HEAD

SLOT DRIVE

	Dia	Lg
00-181-0855	.138	.310
01-063-6417	.250	1.225

No. 10-16

00-432-4202	Lg .625
00-432-4203	.750
00-432-4205	1.000
00-432-4210	1.500

No. 12-11

00-052-8238	Lg .500
00-052-8240	.750
00-052-7500	1.000
00-052-7405	1.250

No. 10

00-901-3124	Lg .750
00-014-9349	1.000
00-014-9352	1.250
00-014-9355	1.500
00-901-3127	1.750
00-901-3128	2.000
00-014-9367	2.500

SCREW, TAPPING, THREAD FORMING

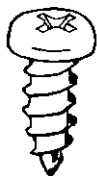
82 DEGREES FLAT COUNTERSUNK HEAD

CROSS RECESS DRIVE, DOG POINT



Steel, Cadmium Plated

CROSS RECESS DRIVE, GIMLET POINT



Steel Cadmium Plated

No. 4-24

00-954-5207	Lg .250
00-879-3825	.281
00-432-4173	.500
00-854-6692	.625

No.14-10

00-052-8241	Lg .750
-------------	------------

CRES

No. 4-24

00-147-3248	Lg .250
-------------	------------

ROUND HEAD

GIMLET POINT, CROSS RECESS DRIVE



Steel, Cadmium or Zinc Plated

No. 7-16

00-016-1615	Lg .625
-------------	------------

No. 12

00-180-1995	Lg .750
00-901-3129	1.000
00-901-3130	1.250
00-901-3131	1.500
00-901-3132	1.750
00-901-3133	2.000
00-014-9394	2.500
00-014-9400	3.000

No. 14

00-014-9412	Lg 1.750
00-901-3136	2.000
00-901-3117	2.500
00-014-9427	3.000

No. 6-20

00-432-4163	Lg .375
00-432-4164	.500
00-432-4165	.625
00-432-4166	.750

SCREW, WOOD

82 DEGREES FLAT COUNTERSUNK HEAD

GIMLET POINT, CROSS RECESS DRIVE

Steel, Cadmium or Zinc Plated

No. 6

No. 8-15

CLASS 5305

00-224-0147 Lg
.750
No. 8

00-722-4630 Lg
1.250

No. 12

00-157-5632 Lg
1.250

CRES, Nonmagnetic


No. 10

00-543-5391 Lg
1.000

No. 14

00-543-5400 Lg
2.000

SLOT DRIVE



Copper Alloy

No. 6

00-010-2108 Lg
1.000

ROUND HEAD

GIMLET POINT, CROSS RECESS DRIVE



Copper Alloy

No. 4

00-900-3276 Lg
.500

No. 6

00-901-2101 Lg
.500
00-901-2103 .750
00-015-0859 1.000
00-901-2106 1.250

No. 8

00-901-2108 Lg
.500
00-959-1536 .750
00-901-2111 .875
00-015-0919 1.000
00-901-2113 1.250
00-901-2114 1.500

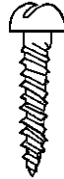
No. 12

00-015-0995 Lg
.750
00-015-1001 1.000
00-901-2612 1.250
00-901-2614 2.000

3/16

00-014-9926 Lg
.725

SLOT DRIVE WOOD SCREW STYLE



Steel, Passivated

No. 10

00-543-5425 Lg
1.000

WOOD SCREW STYLE

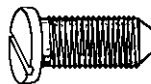
5/32

00-533-5446 Lg
.725

SETSCREW

FLAT CHAMFER HEAD

SLOT DRIVE, FLAT POINT



Steel

5/16-18 UNC-2A

00-213-0340 Lg
1.277

1/4-28 UNF-2A

00-264-5925 Lg
.715

CROSS RECESS DRIVE, CHAMFER DOG POINT



Steel

HEADLESS

CROSS RECESS DRIVE, CONE POINT



Nickel Alloy

No. 10-24 UNC-3A

00-273-9361 Lg
.500

1/4-20 UNC-3A

00-207-1406 Lg
.375

CROSS RECESS DRIVE, CUP POINT



Steel, Cadmium Plated

No. 2-56 UNC-3A

00-660-2840 Lg
.094

CRES

No. 6-40 UNF-2A

00-206-2080 Lg
.125

CROSS RECESS DRIVE, FLAT POINT



Copper Alloy

No. 10-24 UNC-3A

00-253-4924 Lg
.375

Nickel Alloy

No 10-24 UNC-3A

00-550-9523 Lg
.250
00-207-1399 .375

No. 10-32 UNF-3A

00-473-4011 Lg
.250

CRES

No. 10-24 UNC-2A

00-638-1782 Lg
.562

CROSS RECESS DRIVE, OVAL POINT



Nickel Alloy

1/4-20 UNC-3A

Lg
00-263-5098 .375

SLOT DRIVE, DOG POINT



Copper Alloy

5/16-24 UNF-3A

Lg
01-104-1052 2.625

Steel, Cadmium Plated

1/4-28 UNF-3A

Lg
00-734-0765 .556

Steel

3/8-16 UNC-3A

Lg
00-056-9536 .687

Steel Passivated

No. 4-40 UNC-3A

Lg
00-832-9849 .455

SLOT DRIVE, FLAT POINT



Nickel Alloy

No. 10-32 UNF-2A

Lg
00-483-1451 .750

Steel, Oxide O/A

No. 6-32 UNC-2A

Lg
00-163-1930 .188

HEADLESS

SLOT DRIVE, OVAL POINT



Nickel Alloy

No. 8-32 UNC-3A

Lg
00-473-1090 .375

1/4-20 UNC-3A

Lg
00-206-2098 .500

SOCKET (HEXAGON) DRIVE, CONE POINT



Steel, Cadmium Plated

No. 4-40 UNC-2A

Lg
01-045-2457 .317

No. 4-40 UNC-3A

Lg
00-051-4484 .188
00-728-5489 .312

No. 8-32 UNC-3A

Lg
00-051-4502 .125

Steel, Passivated

1/4-20 UNC-3A

Lg
00-274-0023 .250

SOCKET (HEXAGON) DRIVE, CUP POINT



Copper Alloy

No. 10-24 UNC-3A

Lg
00-206-1975 .250

1/4-20 UNC-3A

Lg
00-206-2285 .375

5/16-24 UNF-3A

Lg
00-206-2113 .250

Nickel Alloy

No. 8-32 UNC-3A

Lg
00-840-6884 .188
00-605-2172 .250

1/4-20 UNC-3A

Lg
00-841-3998 .250
00-275-8438 .312
00-375-7417 .500

5/16-18 UNC-3A

Lg
00-206-3454 .312

Steel

No. 4-40 UNC-3A

Lg
00-336-2152* .125
* AN-565 D4H2

No. 10-32 UNF-2A

Lg
00-253-3810 .250

No. 5-40 UNC-2A

Lg
00-283-1909 .125

Steel, Cadmium Plated

No. 2-56 UNC-3A

Lg
00-639-7715 .062
00-717-6955 .125

No. 4-40 UNC-3A

Lg
00-717-6950 .125
00-717-6949 .188

No. 6-12 UNC-3A

Lg
00-719-5329 .125
00-719-5330 .188
00-719-5339 .250

No. 8-32 UNC-3A

Lg
00-719-5336 .125
00-719-5342 .188
01-102-1861* .188
00-719-5346 .250
00-719-5337 .312
00-719-5349 .375
* With self locking feature.

No. 10-24 UNC-3A

Lg
00-723-9398 .250

CLASS 5305

Lg
00-723-9396 .375
00-723-9394 .500

No. 10-32 UNF-3A

Lg
00-724-6798 .250
00-724-6799 .375

1/4-20 UNC-3A

Lg
00-723-9387 .250
00-723-9386 .312
00-723-9385 .375
00-723-9384 .438
00-723-9383 .500
00-723-9378 1.250

1/4-28 UNF-3A

Lg
00-724-5811 .250
00-724-5813 .375
00-724-5815 .500

5/16-18 UNC-3A

Lg
00-724-5893 .250
00-724-5898 .375
00-724-5903 .500
00-724-5834 .750

3/8-16 UNC-3A

Lg
00-724-6810 .375
00-724-5884 .500
00-724-5882 .750
00-724-5886 .875
00-724-5887 1.000

CRES

No. 2-56 UNC-3A

Lg
00-843-2841 .125
00-901-3083* .125
00-685-3344 .312
* With Self locking feature.

No. 6-32 UNC-3A

Lg
01-007-1517 .188
00-272-4123 .250
00-282-8902 .375

No. 8-32 UNC-3A

Lg
00-579-0093 .125
00-607-1326* .250
* Non Spec Item

No. 10-32 UNF-3A

Lg
00-281-3120 .187

1/4-20 UNC-3A

Lg
00-638-8753 .375

5/16-18 UNC-3A

Lg
00-682-5972 .375

No. 4-40 UNC-2A

Lg
01-130-0585* .103
* Non Spec Item

No. 4-40 UNC-3A

Lg
00-800-7261 .125
00-655-9246 .188
00-543-5832 .250

No. 6-32 UNC-3A

Lg
00-531-0137 .125
00-576-7266 .188

No. 8-32 UNC-3A

Lg
00-812-6962* .125
00-551-0156 .188
00-281-3118 .250
00-082-6782 .500
* With Self Locking Feature

No. 10-24 UNC-3A

Lg
00-821-3597 .375

No. 10-32 UNF-3A

Lg
00-272-3533 .250

5/16-18 UNC-3A

Lg
00-682-5971 .250

1/2-13 UNC-3A

00-272-3683 .375

HEADLESS, SOCKET (HEXAGON) DRIVE,
FLAT POINT



Steel, Cadmium Plated

No. 4-40 UNC-3A

Lg
00-724-6777 .125

No. 6-30 UNC-3A

Lg
00-421-7853 .438

1/4-28 UNF-3A

Lg
00-728-6315 .250
00-193-8868* .880
* Non Spec Item

3/8-24 UNF-3A

Lg
00-638-1878* .437
* Non Spec Item

CRES

No. 2-56 UNC-3A

Lg
00-877-5377 .062

1/4-20 UNC-2A

Lg
01-062-6452* .312
* Locking feature

HEADLESS, HEXAGON DRIVE, CUP POINT

UNF threads, 0.190 inches. Thread quantity per inch, 32, 3A, Right-hand. Thread length, 0.125 inches maximum. Fastener length, 0.125 inches nominal. Steel Composition 303 or 303SE overall with Passivate overall surface treatment. With across flats, 0.093 inches minimum and 0.094 inches maximum.

00-723-3866

HEADLESS, SOCKET (HEXAGON) DRIVE,
FULL DOG POINT



Copper Alloy

No. 12-28 UNF-3A

Lg
01-103-8804 .281

Nickel, Alloy

1/4-20 UNC-2A

Lg
00-273-5857 .312

Steel

1/2-13 UNC-3A

Lg
01-034-0564* .625
* With Self Locking Feature

CRES

CLASS 5305

No. 6-32 UNC-3A

	Lg
00-807-7975*	.156
00-685-3097†	.375
* AN565CC6H6	
† Non Spec Item	

HEADLESS, SOCKET (HEXAGON) DRIVE,
HALF DOG POINT



Nickel Alloy

5/16-18 UNC-3A

	Lg
00-206-4674	.375

Steel, Cadmium Plated

No. 6-40 UNF-3A

	Lg
01-221-3230	.218

1/4-20 UNC-3A

	Lg
00-058-9379	.375
00-058-9380	.500

1/4-28 UNF-3A

	Lg
00-059-2490	.375

5/16-18 UNC-3A

	Lg
00-058-9385	.375

3/8-16 UNC-3A

	Lg
00-058-9389	.500

3/8-24 UNF-3A

	Lg
00-823-5719	1.000

HEADLESS, SOCKET (HEXAGON) DRIVE,
FULL DOG POINT

Steel Comp, Passivated and Oxide Treated.

No. 12-28 UNF-3A

	Lg
01-369-0768	.281

HEADLESS, SOCKET (HEXAGON) DRIVE,
OVAL POINT



Nickel Alloy

No. 10-24 UNC-3A

	Lg
00-789-2256	.250

Steel, Cadmium Plated

1/4-20 UNC-3A

	Lg
00-715-1215	.250
00-715-1209	1.000

HEADLESS, SPLINE DRIVE,

6 SPLINES, FLAT POINT



Copper Alloy, Nickel Plated

No. 10-32 UNF-3A

	Lg
00-687-3284	1.500

HEXAGON HEAD, WITHOUT INTERNAL
DRIVE, BALL POINT

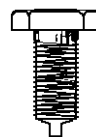


1/2-13 UNC-2A

	Lg
01-046-3018*	2.375
* Non Spec Item	

HEXAGON HEAD, WITHOUT INTERNAL
DRIVE

DOG POINT



Steel, Cadmium Plated

5/16-24 UNJF-3A

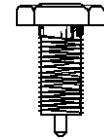
	Lg
00-497-7311*	2.715
* With hole	

9/16-18 UNF-3A

	Lg
00-098-4757	1.750

HEXAGON HEAD, WITHOUT INTERNAL
DRIVE

CHAMFER, DOG POINT



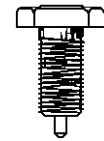
Cadmium Plated

No. 10-32 UNF-3A

	Lg
00-785-9352	.670

HEXAGON HEAD, WITHOUT INTERNAL
DRIVE

FLAT POINT



Steel, Cadmium Plated

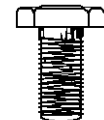
Drilled head

1/4-28 UNF-3A

	Lg
00-936-5995	.393

HEXAGON HEAD, WITHOUT INTERNAL
DRIVE

OVAL POINT



Steel

5/8-18 UNF-3A

	Lg
01-103-7896*	1.000
* With self locking feature	

SQUARE WEDGE HEAD WITHOUT INTERNAL
DRIVE, FLAT POINT



Copper Alloy

3/4-10 UNC-2A

	Lg
00-216-8007	2.500

CLASS 5305

THUMBSCREW

KNURLED ROUND HEAD, FLAT POINT



Steel, Cadmium Plated

1/4-28 UNF-3A

	Fas Lg	Thd Lg
00-934-0000	.875	.313

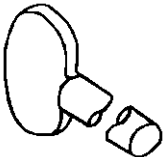
THUMB HEAD, CUP POINT



Steel

	Fas Lg	Thd Lg
00-263-3586	.688	.688

THUMB HEAD, FLAT POINT



Steel

3/8-16 UNC-2A

	Fas Lg	Thd Lg
00-363-8051	2.313	.718

Steel, Cadmium Plated



No. 10-24 UNC-2A

	Fas Lg	Thd Lg
00-809-1936	.797	.797

CRES



1/4-20 UNC-2A

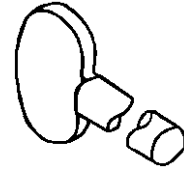
	Fas Lg	Thd Lg
00-118-2933	.750	.750

Steel, Zinc Plated

3/8-16 UNC-2A

	Fas Lg	Thd Lg
00-276-3280	2.500	2.500

Steel, Cadmium Plated



5/16-18 UNC-2A

	Fas Lg	Thd Lg
00-263-3585	.500	.500
00-248-6809	1.000	1.000

THUMB HEAD, OVAL POINT

WING HEAD, FLAT POINT



Copper Alloy

5/16-18 UNC-2A

	Fas Lg	Thd Lg
00-275-5408	1.000	.750

CLASS 5306 BOLTS

NOTE: As non-plastic alternatives to plastic items currently in us are identified, information will be provided through shopping advisory messages and the Afloat Shopping Guide. To help you shop more "wisely", items recommended for shipboard use will be annotated with "NP" by the National Item Identification Number.

BOLT, ASSEMBLED WASHER

HEXAGON HEAD

Steel, flatwasher. Head height .234 inch, width across flats .500 inch, washer diameter .500 inch.

5/16-18 UNC-2A

00-613-9396 .875

Steel composition, spring tension washer. Head height .094 inch, width across flats 1.062 inch, washer diameter 1.547 inch, 25 to 34 Rockwell hardness rating.

11/16-11 UNS-2A

00-953-0262 3.344

Steel, Zinc Plated. Flat washer with external teeth. Head height .188 inch, width across flats 1.062 inch, washer diameter .469 inch.

1/4-20 UNC-2A


00-208-1601 .500

BOLT, CLEVIS

Steel CRES overall with Cadmium overall surface treatment. UNF threads, 0.190 inches. Thread quantity per inch, 32, 3A, Right-hand. Thread length, 0.281 inches minimum. Fastener length, 1.343 inches nominal. Hardness rating, 26.0 Rockwell C minimum and 32.0 Rockwell C maximum overall. Minimum tensile strength, 125000 PSI. Head style, B30 button. Head diameter, 0.350 inches nominal. Head height, 0.093 inches nominal. Internal drive style, D14 slot. Groove diameter, 0.136 inches minimum and 0.146 inches maximum. Distance from head largest bearing surface to shank hole center, 1.171 inches minimum and 1.203 inches maximum 1st hole. Shank unthreaded hole diameter, 0.070 inches minimum and 0.080 inches maximum 1st hole.

00-762-8044

AIRCRAFT CLEVIS BOLTS. Steel Alloy, Cadmium Plated. Button head, slot drive. Drilled shank. Head marked with single or double X. Air Force-Navy Aeronautical Standard. Fastener and grip length shown in inches.



No. 10-32 UNF-3A

	Fas Lg	Grip Lg
00-151-1962	.656	.312
00-151-1963	.719	.375
00-151-1964	.781	.438
00-151-1965	.844	.500
00-151-1969	1.094	.750
00-151-1970	1.156	.812
00-151-1972	1.281	.938

1/4-28 UNF-3A

	Fas Lg	Grip Lg
00-156-2699	.969	.625
00-156-2703	1.219	.875
00-151-0524	1.406	1.062

5/16-24 UNF-3A

	Fas Lg	Grip Lg
00-144-3852	1.047	.688

1/2-20UNF-3A

	Fas Lg	Grip Lg
00-151-6234*	3.422	3.000
* Without hole.		

5/8-18 UNF-3A

	Fas Lg	Grip Lg
00-151-0277	1.625	1.125

3/4-16 UNF-3A

	Fas Lg	Grip Lg
00-156-2753	3.688	3.125

BOLT, CLOSE TOLERANCE

HEXAGON HEAD

Steel Alloy, Cadmium Plated. Drilled head. Bolt head marked with an X within a triangle. Air Force-Navy Aeronautical Standard. Fastener and grip length shown in inches.

No. 10-32 UNF-3A

	Fas Lg	Grip Lg
01-018-5600	.797	.375

1/4-28 UNF-3A

	Fas Lg	Grip Lg
00-285-5325	.906	.438

5/16-24 UNF-3A

	Fas Lg	Grip Lg
00-144-4048	1.969	1.438
00-144-4051	2.344	1.812

1/4-28 UNF-3A

	Fas Lg	Grip Lg
00-180-1739*	1.656	1.188
00-283-0169*	2.031	1.562
* Drilled Shank		

10-32 NF-3A

	Fas Lg	Grip Lg
00-174-4108*	1.156	.750
* Drilled Shank		

1/4-28 UNF-3A

	Fas Lg	Grip Lg
00-151-0330*	2.281	1.812
* Drilled head and shank		

5/16-24 UNF-3A

	Fas Lg	Grip Lg
00-151-1180*	3.344	2.812
* Drilled head and shank		

3/8-24 UNF-3A

	Fas Lg	Grip Lg
00-151-2322*	2.328	1.688
* Drilled head and shank		

Wheel bolts with external spline drive. Steel, Cadmium Plated. Top of bolt head painted white. Dimensions listed in inches.

1/4-28 UNJF-3A

	Fas Lg	Grip Lg	Ext Dia	Wash Thk
01-064-6263	1.156	1.000	.250	.047

5/16-24 UNJF-3A

	Fas Lg	Grip Lg	Ext Dia	Wash Thk
01-064-6264	1.891	1.250	.531	.062

Steel, Cadmium Plated

1/2-20 UNJF-3A

CLASS 5306

	Fas Lg	Grip Lg	Ext Dia	Wash Thk
00-127-3439	1.703	.750	.828	.125

BOLT, EXTERNALLY RELIEVED BODY

UNJF threads, 3A, Right-hand. Thread length, 0.500 inches nominal. Fastener length, 0.710 inches minimum and 0.730 inches maximum. Head style, C26 dee chamfer. Head diameter, 0.550 inches minimum and 0.560 inches maximum. Head height, 0.140 inches minimum and 0.160 inches maximum. Distance from centerline to flat, 0.235 inches minimum and 0.240 inches maximum. First diameter, from head, 0.2465 inches minimum and 0.2495 inches maximum. Distance from largest bearing surface of head to end of first diameter, 0.130 inches nominal. Second diameter from head, 0.220 inches minimum and 0.225 inches maximum. Distance from largest bearing surface of head to end of second diameter, 0.138 inches minimum. SPECIAL FEATURES: Thread size, 0.250-28. End ITEM: Mod (AIR) Pegasus Engine Spares

99-700-8328

Nickel Alloy overall with Passivate overall surface treatment. UNF threads, 0.250 inches, 28, 3A, Right-hand. Thread length, 0.500 inches minimum. Fastener length, 0.750 inches nominal. Hardness rating, 34.0 Rockwell C minimum and 42.0 Rockwell C maximum. Head style, C10 double hexagon with hole. Head height, 0.330 inches nominal. Width between flats, 0.304 inches minimum and 0.313 inches maximum. Extended washer diameter, 0.438 inches nominal. Extended washer thickness, 0.060 inches minimum and 0.070 inches maximum. Externally relieved body diameter quantity, 2. First diameter from head, 0.221 inches minimum and 0.231 inches maximum. Second diameter from head, 0.246 inches minimum and 0.249 inches maximum. Distance from largest bearing surface of head to end of first diameter, 0.070 inches maximum. Distance from largest bearing surface of head to end of second diameter, 0.250 inches nominal.

00-702-6507

Iron Alloy overall with Passivate overall surface treatment. UNJF threads, 0.190 inches, 32, 3A, Right-hand. Thread length, 0.443 inches minimum and 0.446 inches maximum. Fastener length, 0.740 inches minimum and 0.760 inches maximum. Hardness rating, 29.0 Rockwell C minimum and 42.0 Rockwell C maximum overall. Head style, C10 double hexagon with hole. Head height, 0.250 inches minimum and 0.270 inches maximum. Width between flats, 0.243 inches minimum and 0.251 inches maximum. Extended washer diameter, 0.365 inches minimum and 0.385 inches maximum. Extended washer thickness, 0.040 inches minimum and 0.050 inches maximum. Externally relieved body diameter quantity, 2. First diameter from head, 0.189 inches minimum and 0.190 inches maximum. Second diameter from head, 0.137 inches minimum and 0.141 inches maximum. Distance from largest bearing surface of head to

end of first diameter, 0.250 inches minimum and 0.260 inches maximum. Distance from largest bearing surface of head to end of second diameter, 0.297 inches minimum and 0.314 inches maximum.

00-903-5046


Steel overall. UNJF threads, 0.250 inches, 28, 3A, Right-hand. Thread length, 0.500 inches minimum and 0.520 inches maximum. Fastener length, 1.299 inches minimum and 1.311 inches maximum. Head style, C1 hexagon. Head height, 0.140 inches minimum and 0.150 inches maximum. Width between flats, 0.431 inches minimum and 0.438 inches maximum. First diameter from head, 0.243 inches minimum and 0.250 inches maximum. Distance from largest bearing surface of head to end of first diameter, 0.100 inches minimum and 0.110 inches maximum. Second diameter from head, 0.201 inches minimum and 0.204 inches maximum. Distance from largest bearing surface of head to end of second diameter, 0.895 inches nominal. End Item: Harrier Aircraft, Model AV-8BN

99-513-4060

BOLT, EYE

AIRCRAFT SHOULDERED TYPE

Steel, Cadmium Plated. Applicable Air Force-Navy Aeronautical Standard. Shank length and grip length shown in inches. With hole in shank.



No. 10-32 UNF-3A

	Shank Lg	Thd Lg.	Eye ID
00-638-2217	.664	.414	.191


1/4-28 UNF-3A

	Shank Lg	Thd Lg.	Eye ID
00-613-9038*	.531	.469	.191

* Without hole in shank

EYE COLLAR TYPE

Steel. Shank length and inside diameter of eye shown in inches.



1/4-20 UNC-3A

	Shank Lg	Thd Lg	Eye ID
00-975-7630	1.625	.219	.188

3/8-16 UNC-2A

	Shank Lg	Thd Lg	Eye ID
00-272-2138	1.000	.937	1.375

1/2-13 UNC-2A

	Shank Lg	Thd Lg	Eye ID
00-266-7557	1.500	.625	1.188
00-272-2135	1.500	1.500	1.625

5/8-11 UNC-2A

	Shank Lg	Thd Lg	Eye ID
00-017-6143	1.815	1.380	1.375

3/4-10 UNC-2A

	Shank Lg	Thd Lg	Eye ID
00-272-2136	1.750	1.750	1.875

1-8 UNC-2A

	Shank Lg	Thd Lg	Eye ID
00-271-6819	2.500	2.500	1.812

Steel, Passivated.


	Fas Lg	Thd Lg	Eye ID
--	--------	--------	--------

3/8-16 UNC-2A

00-905-0698	3.250	3.250	.250
-------------	-------	-------	------

PLAIN EYE TYPE

Copper Alloy. Material, shank length and inside diameter of eye shown in inches.



1/2-13 UNC-2A

	Fas Lg	Thd Lg	Eye ID
00-276-1396*	1.875	1.500	.377

* Includes one each, Brass wing nut and cotter pin.

Steel.

5/8-11 UNC-2A

	Fas Lg	Thd Lg	Eye ID
00-263-7014	2.250	2.250	1.375

Steel, Cadmium Plated.

No. 5-40 UNC-2A

	Fas Lg	Thd Lg	Eye ID
00-181-6086	.406	.169	.188

Steel, right hand thread, B9 round, closed.

5/8-11 UNC-2A

	Shank Lg	Eye ID
01-417-7829	4	1.25

1/2-13 UNC-2A

	Shank Lg	Eye ID
01-424-5713	6	1.00

BOLT, FIREBRICK ANCHOR

SQUARE HEAD, STRAIGHT END

ANCHOR BOLT. Steel, Corrosion Resisting. Used in anchoring firebricks in oil-fired boilers of Naval vessels. Fastener length shown in inches.

	Fas Lg
00-558-9326	7.500
00-558-9323	10.500

BOLT, HOOK

3/3-16 UNC-2A

Threaded length 2.500, 8 inch distance inside of bend to shank end.

01-391-0351

BOLT, INTERNALLY RELIEVED BODY


Steel overall with Cadmium overall surface treatment. UNF threads, 0.625, 18, 3A, Right-hand. Thread length, 1.240 inches minimum. Fastener length, 9.190 inches nominal. Style, B43 Concentric hole unthreaded. Shoulder diameter, 0.747 inches minimum and 0.749 inches maximum. Shoulder length, 7.950 inches nominal. Concentric hole depth, 6.070 inches minimum and 6.130 inches maximum. Concentric hole diameter, 0.500 inches nominal. Head style, C1 hexagon. Head height, 0.380 inches nominal. Width between flats, 1.060 inches nominal.

00-857-2498

BOLT, INTERNAL WRENCHING

BEVELED HEAD, HEXAGON SOCKET DRIVE

Steel, Cadmium Plated. Undrilled. Tensile strength 160,000 PSI. Military Standard, fastener and thread length shown in inches.



1/4-28 UNF-3A

	Fas Lg	Thd Lg
00-206-1353	1.125	.500

3/8-24 UNF-3A

	Fas Lg	Thd Lg
00-638-1171	2.438	.688

Drilled head, 4 holes.

1/4-28 UNF-3A

	Fas Lg	Thd Lg
00-639-1791	.750	.500

FLAT, CHAMFER HEAD, HEXAGON SOCKET DRIVE

Steel, Cadmium Plated. Undrilled. Fastener length and thread length shown in inches.

No. 10-32 UNF-3A

	Fas Lg	Thd Lg
00-440-5745	1.132	.382

No. 8-32 UNJC-3A

	Fas Lg	Thd Lg
00-392-0742*	.984	.422

* Iron Alloy, Cadmium Plated

1/2-13 UNC-3A

	Fas Lg	Thd Lg
00-983-7461	1.250	1.250

5/8-11 UNC-3A

	Fas Lg	Thd Lg
00-983-7478	2.220	2.129

3/4-16 UNF-3A

	Fas Lg	Thd Lg
00-860-3956	2.793	1.310

BOLT, MACHINE

CROWNED HEXAGON HEAD

Steel Alloy, Cadmium Plated. Undrilled. Aircraft Type. Bolt head marked with X. Fastener and minimum grip length shown in inches. Items without grip length are fully threaded.



Drilled head, 1 hole.

1/4-28 UNF-3A

	Fas Lg	Grip Lg
00-935-3062	1.125	.071

DOUBLE HEXAGON EXTENDED WASHER HEAD BOLTS.

Iron Alloy. Fastener and thread length shown in inches.



Drilled head, 4 holes.

No. 10-32 UNJF-3A

	Fas Lg	Grip Lg
00-775-6235	.438	.356
00-775-6243	.500	.413

No. 10-32 UNJF-3A

	Fas Lg	Grip Lg
00-915-4659	.750	.655

1/4-28 UNF-1A

	Fas Lg	Grip Lg
00-846-9547	.562	.491

1/4-28 UNJF-3A

	Fas Lg	Grip Lg
00-143-1765	.625	.536
00-139-0011	.938	.780

No. 10-32 UNF

Undrilled.

	Fas Lg	Grip Lg
00-685-0196	.625	.594

No. 10-32 UNJF-3A

	Fas Lg	Grip Lg
00-947-4228	.625	.594

No. 10-32 UNJF-3A

	Fas Lg	Grip Lg
00-117-4737	.750	.654
00-993-8035	.875	.650
00-551-4845	.938	.660

1/4-28 UNF-1A

	Fas Lg	Grip Lg
00-616-1534	.875	.780

1/4-28 UNJF-3A

	Fas Lg	Grip Lg
00-402-5753	.875	.780

Drilled head, 4 holes.

Steel, Cadmium Plated.

5/16-24 UNF-3A

	Fas Lg	Grip Lg
00-966-2427	.750	.750

Undrilled.

5/16-24 UNF-3A

CLASS 5306

	Fas Lg	Grip Lg		Undrilled.		Fas Lg	Grip Lg	
00-808-6361	1.250	.875		1/4-28 UNF-3A		00-144-4004	1.328 .688	
Drilled head, 4 holes.					Fas Lg	Grip Lg		
Iron Alloy.				00-275-9644	.781	.312	00-180-1485	1.453 .812
1/4-28 UNJF-3A				00-810-3765	2.156	1.688	00-281-8477	2.078 1.438
	Fas Lg	Grip Lg		Drilled head, 1 hole.			00-208-3654	2.203 1.562
00-250-6254	.938	.750		1/4-28 UNF-3A			00-582-6411	3.078 2.438
Iron Alloy, undrilled.					Fas Lg	Grip Lg	00-582-6692	3.828 3.188
No. 10-32 UNJF-3A				00-174-4091	.484	.062	00-275-9561	4.078 3.438
	Fas Lg	Grip Lg		Steel, Cadmium Plated. Bolt head marked with an X. Fastener and grip length shown in inches.			00-145-0934	4.711 4.062
00-106-6321	.562	.480		Undrilled.			7/16-20 UNF-3A	
00-113-3771	.625	.543		No. 10-32 UNF-3A				Fas Lg
Drilled head, 4 holes.					Fas Lg	Grip Lg		Grip Lg
Nickel.				00-150-9221	.469	.062	00-180-0261	1.469 .812
No. 10-32 UNJF-3A				00-722-0393	.531	.125	1/2-20 UNF-3A	
	Fas Lg	Grip Lg		00-274-2119	.656	.250		Fas Lg
01-004-6882*	.438	.407		00-656-0358	.781	.375	00-207-4575	.977 .188
* 2 Holes				00-151-0785	.915	.500	00-208-3646	1.219 .438
Undrilled.				00-151-0784	1.039	.625	00-206-9572	1.344 .562
Nickel.				00-685-3027	1.156	.750	00-206-4539	1.969 1.188
1/4-28 UNJF-3A				00-151-0782	1.289	.882	00-208-3649	3.844 3.062
00-467-0871	.812	.776		00-151-0781	1.415	1.000	3/4-16 UNF-3A	
00-174-8562	.875	.780		00-151-0780	1.539	1.125		Fas Lg
00-308-3519	1.000	.732		00-151-0779	1.663	1.250	00-180-1442	2.406 1.312
00-174-8563	1.250	.780		00-151-0778	1.781	1.375	00-845-4955	5.781 4.688
00-084-3318	1.500	.780		00-151-0777	1.906	1.500	Drilled shank.	
01-165-7518	2.000	.780		1/4-28 UNF-3A			No. 10-32 UNF-3A	
Nickel Alloy.					Fas Lg	Grip Lg		Fas Lg
No. 10-31 UNJF-3A				00-150-9105	.539	.062	00-151-3015	.469 .062
00-523-2860	.812	.654		00-151-1427	.656	.188	00-144-3646	.531 .125
Steel.				00-151-1426	.781	.383	00-715-0566	.656 .250
1/4-28 UNJF-3A				00-515-8064	.906	.438	00-680-6779	.781 .375
00-097-7306	.750	.750		00-151-1424	1.031	.562	00-144-3648	.915 .500
00-097-7307	.938	.780		00-151-1423	1.156	.688	00-685-2634	1.406 1.000
5/16-24 UNF-3A				00-151-1422	1.281	.812	1/4-28 UNF-3A	
00-913-8708	1.750	1.322		00-151-1421	1.406	.938		Fas Lg
Titanium Alloy.				00-151-1420	1.531	1.062	00-144-3706	.906 .438
1/4-28 UNJF-3A				00-151-1419	1.656	1.188	00-855-3610*	1.415 .938
	Fas Lg	Thd Lg	G.E. No.	00-151-1418	1.781	1.312	00-182-1913	2.031 1.562
00-939-9738*	.750	.679	504103	00-151-1417	1.906	1.438	00-180-2705	2.281 1.812
* United Tech Corporation, Pratt and Whitney				00-151-1416	2.031	1.562	00-151-1135	3.781 3.312
HEXAGON HEAD				00-151-1415	2.156	1.688	* AN174-13	
Aluminum Alloy, Anodized. Bolt head marked with double dash. Fastener and grip length shown in inches.				00-180-2705	2.281	1.812	5/16-24 UNF-3A	
	Fas Lg	Grip Lg		00-151-1413	2.406	1.938		Fas Lg
00-180-0238	.703	.062		00-151-1412	2.531	2.062	00-180-2750	1.227 .688
00-616-1224	.852	.188		00-151-1411	2.665	2.188	00-180-2751	1.344 .812
00-531-8979	.953	.312		00-151-1410	2.789	2.313	00-180-2752	1.469 .938
00-208-3636	1.078	.438		5/16-24 UNF-3A			3/8-24 UNF-3A	
00-180-1483	1.203	.562			Fas Lg	Grip Lg		Fas Lg
				00-616-2618	1.352	.816	00-637-8591	.953 .312
				00-151-2626	1.469	.938	00-167-3708	4.836 4.188
				3/8-24 UNF-3A			1/2-20 UNF-3A	
	Fas Lg	Grip Lg			Fas Lg	Grip Lg		Fas Lg
				00-180-9990	1.102	.312	5/8-18 UNF-3A	

	Fas Lg	Grip Lg
00-151-1461	3.028	2.063
00-151-1454	3.899	2.938
00-151-1452	4.146	3.188

Drilled head, 1 hole.

No. 10-32 UNF-3A

	Fas Lg	Grip Lg
00-182-2056	.469	.062
00-182-2057	.531	.125
00-182-2058	.656	.250

1/4-28 UNF-3A

	Fas Lg	Grip Lg
00-182-2014	.469	.062
00-182-2015	.531	.062
00-182-2016	.656	.188
00-182-2017	.781	.312
00-292-8252	.915	.438
00-182-1958	1.031	.562
00-207-9791	3.406	2.938
00-638-5766	3.531	3.062

5/16-24 UNF-3A

	Fas Lg	Grip Lg
00-182-2023	.594	.062
00-182-2024	.719	.188
00-182-2025	.844	.312
00-182-2026	.969	.438
00-182-2027	1.094	.562
00-182-2028	1.219	.688

3/8-24 UNF-3A

	Fas Lg	Grip Lg
00-926-5680	4.836	4.187

3/4-16 UNF-3A

	Fas Lg	Grip Lg
00-240-6487*	4.250	2.470

* Drilled head, 2 holes.

Drilled head, 6 holes.

No. 10-32 UNF-3A

	Fas Lg	Grip Lg
00-754-3049	.601	.062

1/4-20 UNC-3A

	Fas Lg	Grip Lg
00-754-1788	.663	.125
00-825-4422	.906	.375

1/4-28 UNF-3A

	Fas Lg	Grip Lg
00-754-3048	.805	.125
00-807-6895	1.269	.750

3/8-16 UNC-3A

	Fas Lg	Grip Lg
00-957-7853	1.305	.625
00-811-9219	1.429	.750

Drilled head and shank, 1 hole.

1/4-28 UNF-3A

	Fas Lg	Grip Lg
00-180-2711	3.031	2.562

Undrilled.

No. 10-32 UNF-3A

	Fas Lg	Grip Lg
00-721-7610	.669	.188

Steel, Cadmium Plated.

1/4-28 UNJF-3A

	Fas Lg	Grip Lg
00-702-3998*	.739	.312

* 160,000 PSI minimum tensile strength.

Steel, Corrosion Resisting. Heat resisting Steel. For use in aircraft accessories and engines where temperatures do not exceed 1200 degrees Fahrenheit. Head marked 1200. Fastener and grip length shown in inches.

Undrilled.

No. 10-32 UNF-3A

	Fas Lg	Grip Lg
00-827-1972	.547	.125
00-754-1794*	.680	.328

* UNJF

1/4-28 UNJF-3A

	Fas Lg	Grip Lg
00-971-7659	.649	.125

Steel, Corrosion Resisting, Passivated. Head marked with dash. Fastener and grip length shown in inches.

Undrilled.

No. 10-32 UNF-3A

	Fas Lg	Grip Lg
00-156-2336	.469	.062
00-150-9528	.531	.125
00-150-9527	.656	.250
00-156-2327	.789	.375
00-182-1857	1.039	.625

1/4-28 UNF-3A

	Fas Lg	Grip Lg
00-156-2337	.665	.188
00-156-2338	.781	.312
00-156-2339	.906	.438
00-156-2341	1.156	.688
00-156-2347	1.906	1.438
00-156-2348	2.031	1.562

5/16-24 UNF-3A

	Fas Lg	Grip Lg
00-182-1950	.969	.438
00-182-1951	1.102	.563
00-182-2052	1.602	.063

3/8-24 UNF-3A

	Fas Lg	Grip Lg
00-207-5916	.703	.062
00-637-7696	.836	.188

Drilled head, 1 hole.

No. 10-32 UNF-3A

	Fas Lg	Grip Lg
00-182-1853	.539	.125
00-182-1854	.641	.250

1/4-28 UNF-3A

	Fas Lg	Grip Lg
00-180-2778	.531	.062
00-180-2779	.656	.188

5/16-24 UNF-3A

	Fas Lg	Grip Lg
00-182-1951	1.078	.562
00-182-2052	1.601	1.062

Steel, Corrosion Resisting, Silver Plated. Fastener length shown, fully threaded.

Drilled head, 6 holes.

1/4-28 UNF

	Fas Lg
00-616-2980	.438

Steel, Corrosion Resisting, Passivated.

Drilled shank.

1/4-28 UNF-3A

	Fas Lg	Grip Lg
00-151-2797	1.665	.188

1-14 UNF-3A

	Fas Lg	Grip Lg
00-576-2623	6.125	4.750

Steel, Cadmium Plated.

1/4-28 UNF-3A

	Fas Lg	Grip Lg
00-151-1942	1.164	.688
00-855-3610	1.415	.938

DOUBLE HEXAGON HEAD WITH LONGITUDINAL HOLE

Iron Alloy. Undrilled. Fastener and thread length shown in inches.

No. 10-32 UNJF-3A

	Fas Lg	Grip Lg
00-116-7790	.688	.082
00-121-2676	.875	.660

Drilled head, 4 holes.

Iron Alloy, Silver Plated.

No. 10-32 UNF-3A

CLASS 5306

	Fas Lg	Grip Lg
00-422-2543*	.438	.082
* UNJF Thread Series		

No. 10-32 UNJF-3A

	Fas Lg	Grip Lg
00-997-2533*	.500	.418
00-538-7797	.688	.082
* UNJF Thread Series		

	Fas Lg	Grip Lg
00-116-1426*	.438	.089
* UNJF Thread Series		

Steel, Cadmium Plated.

No. 10-32 UNF-3A

	Fas Lg	Grip Lg
00-803-7108	.500	.500

1/4-28 UNJF-3A

	Fas Lg	Grip Lg
00-116-1422	.688	.089

Steel, Oxide Plated.

No. 10-32 UNF-3A

	Fas Lg	Grip Lg
00-787-2237	.438	.438

1/4-28 UNF-3A

	Fas Lg	Grip Lg
00-806-2206	.625	.625

5/16-24 UNJF-3A

	Fas Lg	Grip Lg
00-446-9304	1.000	.095

HEXAGON HEAD

Aluminum Alloy Anodized. Fastener and thread length shown in inches. General purpose use.

1/4-20 UNC-2A

	Fas Lg	Grip Lg
00-543-5606	.875	.750

For use in precision machine tools and similar applications. Commonly used in tapped holes, but may be used with nuts.

5/16-18 UNC-2A

	Fas Lg	Grip Lg
00-206-2938	1.500	.874

Nonmagnetic. Used for the construction, repair and maintenance of wood hull vessels and associated equipment.

3/8-16 UNC-2A

	Fas Lg	Grip Lg
00-543-5468	1.000	.907

1/2-13 UNC-2A

	Fas Lg	Grip Lg
00-543-5480	1.500	1.250
00-543-5481	2.000	1.250
00-543-5482	2.500	1.250

Nickel Alloy.

5/16-18 UNC-2A

	Fas Lg	Grip Lg
00-282-9603	.750	.750
00-282-9648	1.000	1.000
00-282-9646	1.500	.875
00-281-1584	1.968	1.968

Nickel Copper Alloy. For general purpose use.

1/4-20 UNC-2A

	Fas Lg	Thd Lg
00-174-9743	1.500	.750
00-174-9744	1.750	.750

3/8-16 UNC-2A

	Fas Lg	Thd Lg
00-174-9761	1.750	1.000
00-174-9766	3.250	1.000

1/2-13 UNC-2A

	Fas Lg	Thd Lg
00-226-9820	1.062	1.062
00-299-2820	4.500	1.173

5/8-11 UNC-2A

	Fas Lg	Thd Lg
00-299-2827	1.750	1.500
00-299-2837	4.500	1.500
00-299-2838	5.000	1.500

3/4-10 UNC-2A

	Fas Lg	Thd Lg
00-174-9731	4.500	1.750
00-174-9732	5.000	1.750

7/8-9 UNC-2A

	Fas Lg	Thd Lg
00-299-2756	3.250	2.000
00-299-2757	3.500	2.000
00-299-2758	3.750	2.000

1-8 UNC-2A

	Fas Lg	Thd Lg
00-299-2771	3.250	2.250
00-299-2772	3.500	2.250
00-299-2773	3.750	2.250

Steel, Cadmium Plated. Designed for insertion through holes in assembled parts and are normally intended to be tightened or released by torquing a nut.

1/4-20 UNC-2A

	Fas Lg	Thd Lg
00-543-2245	2.000	.766

Steel, Zinc Plated. General purpose use. 69,000

PSI minimum tensile strength.

1/4-20 UNC-2A

	Fas Lg	Thd Lg
00-299-2392	.500	.484
00-299-2393	.750	.766
00-271-2289	1.000	.766
00-497-7419	1.250	.891
00-271-2290	1.500	.766
00-299-2380	2.500	.766
00-299-2381	3.000	.891
00-299-2382	3.500	.891

3/8-16 UNC-2A

	Fas Lg	Thd Lg
00-299-2364	.750	.484
00-299-2365	.859	.484
00-299-2366	1.000	.984
00-299-2367	1.235	.766
00-299-2368	1.500	1.016
00-299-2369	1.750	1.016
00-299-2370	2.000	1.016
00-299-2371	2.500	1.016
00-299-2373	3.485	1.016
00-299-2374	4.000	1.016
00-299-2376	5.000	3.188
00-299-2377	5.985	1.203

7/16-14 UNC-2A

	Fas Lg	Thd Lg
00-174-9458	2.000	1.266

1/2-13 UNC-2A

	Fas Lg	Thd Lg
00-270-8290	1.250	1.016
00-174-9461	1.250	1.250
00-174-9462	1.500	1.266
00-174-9463	1.750	1.266
00-174-9465	2.250	1.250
00-174-9466	2.500	.630
00-174-9468	3.000	1.266
00-174-9470	3.500	2.234
00-174-9472	4.000	1.266
00-174-9473	4.500	1.266
00-174-9479	6.000	1.266
00-174-9481	7.000	1.516

5/8-11 UNC-2A

	Fas Lg	Thd Lg
00-174-9497	1.500	1.500
00-174-9501	2.250	1.516
00-281-7116	2.750	1.516
00-174-9505	3.500	1.516

3/4-10 UNC-2A

	Fas Lg	Thd Lg
00-174-9526	2.000	1.750
00-174-9530	2.750	1.766
00-227-0582	3.000	1.766
00-174-9532	3.250	1.766
00-174-9533	3.500	1.766
00-174-9535	4.000	1.766

Steel, Cadmium Plated. Cap screw designed for use in precision machine tools and similar applications. Commonly used in tapped holes, but may be used with nuts. Marked with three dashes spaced 120 degrees apart.

5/16-18 UNC-2A

	Fas Lg	Thd Lg
00-269-4526*	.488	.399
00-225-8495	.562	.562
00-225-8496	.625	.625
00-225-8498	.875	.875
00-225-8499	.984	.875
00-225-8503	1.719	.969
00-225-8514	4.500	.891
00-225-8516	4.853	.968

* Drilled hole.

1/2-13 UNC-3A

	Fas Lg	Thd Lg
00-180-0082	3.439	.805

Steel Alloy, Cadmium Plated. Tensile strength 150,000 PSI. Fastener and thread length shown in inches.

5/16-18 UNC-2A

	Fas Lg	Thd Lg
00-226-4822	.485	.415
00-226-4825	.735	.665
00-226-4826	.860	.790
00-226-4827	.985	.915
00-226-4828	1.094	.969
00-226-4829	1.219	.969
00-226-4830	1.344	.969
00-226-4831	1.469	.969
00-226-4833	1.969	.969
00-226-4835	2.453	.969
00-226-4837	2.953	.969
00-226-4839	3.453	.969
00-226-4841	3.953	.969

Steel, Zinc Plated. General purpose use. Marked with three dashes spaced 120 degrees apart.

1/4-20 UNC-2A

	Fas Lg	Thd Lg
00-270-9381	1.984	.766

3/8-16 UNC-2A

	Fas Lg	Thd Lg
00-271-2279	1.000	.984
00-576-1032	3.266	1.266

1/2-13 UNC-2A

	Fas Lg	Thd Lg
00-275-9787	2.969	1.266

5/8-11 UNC-2A

	Fas Lg	Thd Lg
00-206-4318	2.985	1.516

3/4-10 UNC-2A

	Fas Lg	Thd Lg
00-174-0532	2.500	1.766

Steel, Corrosion Resisting, Passivated. Fastener and thread length shown in inches.

1/4-20 UNC-2A

	Fas Lg	Thd Lg
00-227-0850	.500	.500
00-227-0852	.750	.656
00-227-0853	.875	.766
00-227-0856	1.500	.766
00-227-0857	1.750	.766
00-227-0858	2.000	.766
00-227-0860	2.500	.766

5/16-18 UNC-2A

	Fas Lg	Thd Lg
00-637-9675	.735	.679
00-543-4405	.984	.913
00-227-0868	1.000	.891
00-227-0869	1.250	.891
00-227-0870	1.500	.828
00-227-0871	1.750	.891
00-227-0872	2.000	.891
00-227-0874	2.500	.891
00-227-0875	3.000	.891
00-227-0878	4.000	.891

3/8-16 UNC-2A

	Fas Lg	Thd Lg
00-227-0881	.875	.750
00-227-0882	1.000	1.000
00-227-0885	1.750	1.016
00-274-0905	4.000	1.016

7/16-14 UNC-2A

	Fas Lg	Thd Lg
00-227-0896	1.000	1.000
00-227-0898	1.500	1.141
00-227-0900	2.000	1.141

1/2-13 UNC-2A

	Fas Lg	Thd Lg
00-227-0912	1.000	1.000
00-227-0914	1.500	1.266
00-227-0915	1.750	1.266
00-227-0916*	2.000	1.266
00-227-0918	2.500	1.266
00-227-0920	3.000	1.266
00-227-0922	4.000	2.266

* Zinc Plated

5/8-11 UNC-2A

	Fas Lg	Thd Lg
00-227-0927	1.250	1.250
00-227-0928	1.500	1.500
00-227-0931	2.500	1.516
00-227-0932	3.000	1.516
00-227-0933	3.500	1.516
00-227-0934	4.000	1.516
00-227-0936	5.000	1.516

3/4-10 UNC-2A

	Fas Lg	Thd Lg
00-227-0939	1.500	1.500
00-227-0941	2.000	1.734
00-227-0944	2.500	1.766
00-227-0946	3.000	1.766
00-227-0949	4.000	1.766

Steel.

5/8-11 UNC-2A

	Fas Lg	Thd Lg
00-208-3988*	2.000	1.266

* Zinc Plated

1/4-20 UNC-2A

	Fas Lg	Head H
01-389-8031	1.000	.188

5/16-18 UNC-2A

	Fas Lg	Head H
01-389-8039	1.250	.235

3/8-16 UNC-3A

	Fas Lg	Head H
01-372-0338	1.000	.243

5/8-11 UNC-2A

	Fas Lg	Head H
01-372-4706	1.000	.444

3/8-16 UNC-2A

	Fas Lg	Grip Lg	Head H
01-372-2309	.625	.125	.226

1/2-13 UNC-2A

	Fas Lg	Grip Lg	Head H
01-372-0337	2.000	.750	.302

Iron Alloy. Undrilled.

No. 10-32 UNJF-3A

	Fas Lg	Thd Lg
00-080-0099	.500	.419
00-080-0100	.562	.480
00-838-1618	.625	.543
00-050-9401	.688	.606
00-080-0109	.750	.654

5/16-24 UNJF-3A

	Fas Lg	Thd Lg
00-458-2233	1.250	.905

Drilled head, 1 hole.

1/4-28 UNJF-3A

	Fas Lg	Thd Lg
00-054-1435	.625	.536
01-009-7105	.750	.661

Steel, Corrosion Resisting, Passivated. Nonmagnetic. Fastener and thread length given in inches.

1/4-20 UNC-2A

	Fas Lg	Thd Lg
00-087-1628	1.000	.766
00-543-5562	1.500	.766
00-087-1630	1.750	.766
00-543-5563	1.984	.734
00-543-5564	2.500	.766

3/8-16 UNC-2A

CLASS 5306

	Fas Lg	Thd Lg
00-087-0775	.750	.750
00-543-5569	.984	.984
00-543-5604	1.250	1.016
00-543-5570	1.500	1.016
00-543-5571	1.984	.984
00-543-5572	2.500	1.016
00-087-0779	2.734	1.016
00-543-5573	3.000	1.016
00-543-5574	3.500	1.016

1/2-13 UNC-2A

	Fas Lg	Thd Lg
00-543-5579	1.750	1.266
00-543-5580	2.000	1.266
00-543-5581	3.000	1.266

5/8-11 UNC-2A

	Fas Lg	Thd Lg
00-087-0790	2.000	1.516
00-543-5589	2.500	1.516
00-543-5591	2.500	1.766

Steel, Corrosion Resisting, Passivated.

	Fas Lg	Thd Lg
00-807-1213	.485	.381
00-720-8260	1.094	.969
00-637-9674	1.219	.969

5/16-24 UNF-2A

	Fas Lg	Thd Lg
00-449-0385	.750	.750
00-021-3912	.984	.922

DISHED HEXAGON HEAD

Steel, Cadmium Plated. Non Spec Items.

7/16-20 UNF-3A

	Fas Lg	Thd Lg
01-003-0191	3.968	.656

DOUBLE HEXAGON HEAD WITH EXTENDED WASHER

Iron Alloy. Drilled head, 4 holes.

1/4-28 UNF-3A

	Fas Lg	Thd Lg
00-638-1485	1.062	.766

Steel, Nickel and Cadmium Plated.

5/16-24 UNF-1A

	Fas Lg	Thd Lg
00-576-1632	.625	.625

Iron Alloy, Passivated. Drilled shank, 1 hole.

1/4-28 UNF-1A

	Fas Lg	Thd Lg
00-912-9189	.815	.672

Iron Alloy, Silver Plated. Drilled head 1 hole.

No. 10-32 UNF-2A

	Fas Lg	Thd Lg
00-446-9390	.740	.484

Steel, Corrosion Resisting.

1/2-28 UNJF-3A

	Fas Lg	Thd Lg
00-941-0121	.812	.812

Titanium Alloy, undrilled.

1/4-28 UNJF-3A

	Fas Lg	Thd Lg
00-854-0684	.938	.780

FLAT CHAMFER HEAD

Steel, Passivated, undrilled.

5/16-18 UNC-3A

	Fas Lg	Thd Lg
00-753-4217	1.250	.328

Steel, Cadmium Plated. Drilled head, 3 holes.

1/2-20 UNF-3A

	Fas Lg	Thd Lg
00-445-8316	1.590	.780

Copper Alloy.

5/16-18 UNC-3A

	Fas Lg	Thd Lg
00-271-8447	1.250	.641
01-181-7463*	1.719	1.680
* Undrilled		

5/8-11 UNC-3A

	Fas Lg	Thd Lg
00-206-3007	1.125	1.047

Iron Alloy, Passivated.

No. 8-32 UNC-3A

	Fas Lg	Thd Lg
00-912-5230	.622	.328

Nickel Alloy.

No. 10-32 UNJF-3A

	Fas Lg	Thd Lg
00-757-4125*	.688	.678
* Silver Plated		

Steel.

1/4-20 UNC-3A

	Fas Lg	Thd Lg
00-149-9688	1.000	.766

3/8-16 UNC-2A

	Fas Lg	Thd Lg
00-270-9417	3.000	1.016

5/8-11 UNC-3A

	Fas Lg	Thd Lg
00-274-1966	4.750	1.703

1-14 UNS-3A

	Fas Lg	Thd Lg
00-272-4250	3.250	2.250

Steel, Cadmium and Chromate Plated.

1/4-28 UNC-2A

	Fas Lg	Thd Lg
00-810-6721	.800	.350

1/2-13 UNC-2A

	Fas Lg	Thd Lg
00-537-8198	2.000	1.266

Steel, Cadmium or Zinc Plated.

1/2-13 UNC-3A

	Fas Lg	Thd Lg
00-531-1297	2.000	.766

5/8-18 UNF-2A

	Fas Lg	Thd Lg
00-206-8544	2.500	1.766

3/4-16 UNF-2A

	Fas Lg	Thd Lg
00-936-0022	1.000	.641

Steel, Corrosion Resisting.

5/16-18 UNC-2A

	Fas Lg	Thd Lg
00-122-9721	1.240	.875
00-088-1607	2.625	.891

1/2-20 UNF-3A

	Fas Lg	Thd Lg
01-190-4554	.852	.673

ROUND HEAD W/WRENCH FLATS

Nickel.

1/4-28 UNF-1A

	Fas Lg	Thd Lg
00-554-6893	.835	.675

SPLINE EXTENDED WASHER HEAD

Steel, Corrosion Resisting.

3/4-16 UNJF-3A

	Fas Lg	Thd Lg
00-149-1835	3.375	1.009

BOLT, RING

Cadmium surface treatment overall. UNF threads, 0.312 inches, 24, 3A, Right-hand. Thread length, 0.540 inches nominal. Shank length, 2.470 inches nominal. Overall length, 4.908 inches nominal. Eye outside width, 1.938 inches minimum and 2.063 inches maximum. Distance from threaded end to shank hole center, 0.180 inches nominal threads. Ring stock diameter, 0.250 inches nominal.

00-780-5995

BOLT, SELF-LOCKING

HEXAGON HEAD

Steel, Cadmium Plated. Nylon insert in thread. Fastener length shown in inches.



No. 10-24 UNC-2A

	Fas Lg
00-517-6493	.609

Steel, Corrosion Resisting, Passivated.

1/4-20 UNC-3A

	Fas Lg
00-839-1758	.625
00-839-1759	.750

3/8-16 UNC-3A

	Fas Lg
00-940-9028*	1.000
00-893-6619	1.250
* 2A thread class	

1/2-13 UNC-3A

	Fas Lg
00-843-9474	1.250

5/8-20 UNF-3A

	Fas Lg
01-131-6720	.995

BOLT, SHEAR

DISHED HEXAGON HEAD

Steel Alloy, Cadmium Plated. Undrilled. Close tolerance aircraft bolts. Bolt marked with national Aerospace Standard part number. Fastener and grip length shown in inches.

3/8-24 UNF-3A

	Fas Lg	Grip Lg
00-691-0328	1.390	.812

1/2-20 UNJF-3A

	Fas Lg	Grip Lg
00-685-1876*	2.423	1.688
* UNF thread series		

No. 10-32 UNJF-3A

	Fas Lg	Grip Lg
01-055-3790	.635	.312
01-242-8712	.823	.500

1/4-28 UNJF-3A

	Fas Lg	Grip Lg
01-058-5367	.558	.188
01-169-2070	.682	.312
01-058-8403	.808	.438
01-177-5887	.995	.625
01-100-3985*	1.370	1.00
* UNF		

No. 10-32 UNJF-3A

	Fas Lg	Grip Lg
01-136-3540	.407	.062
01-106-8237	.470	.125
01-106-8238	.533	.188
01-107-1224	.595	.250
01-131-7548	.907	.562
01-197-9414	1.845	1.50
01-209-4087	1.970	1.625

1/4-28 UNJF-3A

	Fas Lg	Grip Lg
01-142-9400	.613	.188
01-286-0870	.737	.312
01-106-5220	.800	.375
01-058-5372	.863	.438
01-108-9376	.925	.500
01-201-2237	.987	.562
01-210-7415	1.050	.625
01-323-5428	1.113	.688
01-205-9156	1.175	.750
00-163-6805	1.175	.750
01-108-4418	1.425	1.000
01-202-6848	1.675	1.250

5/16-24 UNJF-3A

	Fas Lg	Grip Lg
01-152-2593	.781	.312

3/8-24 UNJF-3A

	Fas Lg	Grip Lg
01-107-4620	1.140	.562
01-125-9019	2.703	2.125

UNDRILLED, SHORT THREAD

5/16-24 UNJF-3A

	Fas Lg	Grip Lg
00-584-4952	.813	.438

1/4-28 UNF-3A

DRILLED SHANK

	Fas Lg	Grip Lg
00-947-4306*	1.108	.688
00-115-6138*	1.487	1.062
* UNJF thread series		

5/16-24 UNJF-3A

	Fas Lg	Grip Lg
00-947-7023	1.344	.875

3/8-24 UNF-3A

	Fas Lg	Grip Lg
00-823-5698	2.266	1.688
00-964-3125	2.703	2.125

No. 10-32 UNJF-3A

	Fas Lg	Grip Lg
01-073-9174	1.011	.688

1/4-28 UNJF-3A

	Fas Lg	Grip Lg
01-143-3989	1.432	1.062
01-142-2138	1.558	1.188
01-058-7049	1.620	1.250

DRILLED SHANK, SHORT THREADS

1/4-28 UNF-3A

	Fas Lg	Grip Lg
00-582-8381	1.316	1.000

3/8-24 UNF

	Fas Lg	Grip Lg
00-720-8037	1.329	.938

7/16-20 UNJF-3A

	Fas Lg	Grip Lg
01-190-5770	4.328	3.875

1/2-20 UNF-3A

	Fas Lg	Grip Lg
00-834-1376	3.203	2.750

DRILLED HEAD, 3 HOLES

No. 10-32 UNF-3A

	Fas Lg	Grip Lg
00-828-6167	.713	.375

1/4-28 UNF-3A

	Fas Lg	Grip Lg
00-814-7330	1.487	1.062
00-819-2685	1.987	1.562

5/16-24 UNJF-3A

	Fas Lg	Grip Lg
00-943-6646	1.844	1.375

3/8-24 UNF-3A

	Fas Lg	Grip Lg
00-816-2552	1.140	.562

7/16-20 UNF-3A

	Fas Lg	Grip Lg
00-063-7682	.844	.250
00-063-7683	.906	.312

CLASS 5306

No. 10-32 UNJF-3A

	Fas Lg	Grip Lg
01-120-0867	.823	.500

Iron Alloy, Passivated.

No. 10-32 UNJF-3A

	Fas Lg	Grip Lg
01-133-5812	.470	.125
01-169-9417	.533	.188
01-168-5628	.595	.250
01-237-0521	.657	.312
01-074-2075	.970	.625

1/4-28 UNJF-3A

	Fas Lg	Grip Lg
01-155-1880	.487	.062
01-167-0473	.613	.188
01-167-0472	1.363	.938
01-136-7144	1.550	1.125

DRILLED HEAD, 3 HOLES AND DRILLED SHANK.

1/4-28 UNF-3A

	Fas Lg	Grip Lg
00-616-2759	.925	.500
00-012-0493	1.550	1.125

3/4-24 UNF-3A

	Fas Lg	Grip Lg
00-958-9318	2.516	1.938

Iron Alloy, Passivated, undrilled.

No. 10-32 UNJF-3A

	Fas Lg	Grip Lg
00-288-1951	.511	.188

DOUBLE HEXAGON HEAD W/LONGITUDINAL HOLE

Steel, Cadmium Plated. Marked with National Aerospace Standard or Military Standard part number as indicated. Fastener and grip length shown in inches.

5/16-24 UNF-3A

	Fas Lg	Grip Lg
00-723-5394	1.322	.750
00-543-4625	1.572	1.000

3/8-24 UNF-3A

	Fas Lg	Grip Lg
00-680-6309	1.244	.635

7/16-20 UNJF-3A

	Fas Lg	Grip Lg
00-687-7707	1.944	1.250

1/2-20 UNF-3A

	Fas Lg	Grip Lg
00-816-3128	1.741	1.000
00-687-7711*	2.741	2.000

Fas Lg Grip Lg
* UNJF thread series

9/16-18 UNJF-3A

	Fas Lg	Grip Lg
00-827-9941	1.826	1.000

5/8-18 UNJF-3A

	Fas Lg	Grip Lg
00-822-2024*	3.123	2.250

* UNF thread series

DRILLED HEAD, 4 HOLES.

5/16-24 UNF-3A

	Fas Lg	Grip Lg
00-016-8286*	.634	.062
00-849-9347	.763	.188
00-720-8046	.822	.250

* UNJF thread series

DRILLED HEAD, 4 HOLES.

3/4-24 UNJF-3A

	Fas Lg	Grip Lg
00-889-2933	.807	.188

Steel, Cadmium Plated. Undrilled. Bolt and grip length shown in inches.

5/16-24 UNJF-3A

	Fas Lg	Grip Lg
00-949-3769	1.724	1.125
00-955-8237	1.974	1.375
00-938-6624	2.224	1.625

3/8-24 UNJF-3A

	Fas Lg	Grip Lg
01-017-3650	2.833	2.187

7/16-20 UNF-3A

	Fas Lg	Grip Lg
00-958-8611*	2.491	1.750

* UNF thread series

1/2-20 UNJF-3A

	Fas Lg	Grip Lg
01-021-1864	3.225	2.437

DRILLED HEAD, 1 HOLE

5/16-24 UNJF-3A

	Fas Lg	Grip Lg
00-900-5282	4.724	4.125

3/8-24 UNF-3A

	Fas Lg	Grip Lg
00-990-6916	.859	.250

DRILLED HEAD, 4 HOLES

5/16-24 UNJF-3A

Fas Lg Grip Lg
01-133-0168 1.099 .500

3/8-24 UNF-3A

	Fas Lg	Grip Lg
00-990-6917	.895	.250

1/2-20 UNF-3A

	Fas Lg	Grip Lg
00-990-7830	1.038	.250

Steel, Cadmium and Chromate Treated. Undrilled. Fastener and grip length shown in inches.

3/8-24 UNJF-3A

	Fas Lg	Grip Lg
01-102-1863	2.383	1.625

DOUBLE HEXAGON HEAD

Steel, Nickel Plated.

1/4-28 UNJF-3A

	Fas Lg	Grip Lg
01-064-5458	.550	.250

DOUBLE HEXAGON HEAD W/HOLE

Nickel Alloy.

5/16-24 UNJF-3A

	Fas Lg	Grip Lg
00-143-3351	.950	.285
00-115-9621	1.370	.710

Steel, Cadmium Plated.

9/16-18 UNJF-3A

	Fas Lg	Grip Lg
00-126-5149	2.951	2.125

3/4-16 UNF-3A

	Fas Lg	Grip Lg
00-045-1915	3.868	2.875

1-1/4-12 UNJF-3A

	Fas Lg	Grip Lg
00-126-5151	6.087	4.500

Steel, Nickel and Chromium Plated.

1-12 UNF-3A

	Fas Lg	Grip Lg
01-115-8562	8.500	7.000

DOUBLE HEXAGON HEAD

Steel, Cadmium Plated. Drilled shank, 1 hole.

5/16-24 UNJF-3A

	Fas Lg	Grip Lg
00-530-0327	2.803	2.438

HEXAGON HEAD

Steel Cadmium Plated. Close tolerance aircraft bolts. Bolt marked with a dot within a triangle and with National Aerospace Standard part number. Fastener and grip length shown in inches.

1/4-28 UNF-3A

	Fas Lg	Grip Lg
00-550-9281	.664	.312
00-207-8744	.852	.500

5/16-24 UNF-3A

	Fas Lg	Grip Lg
00-206-6402	.805	.438

7/16-20 UNF-3A

	Fas Lg	Grip Lg
00-582-6393	1.422	1.000

DRILLED SHANK

1/4-28 UNF-3A

	Fas Lg	Grip Lg
00-639-2258	1.031	.688

No. 10-32 UNJF-3A

	Fas Lg	Grip Lg
00-551-6985	.914	.562
00-616-2201	2.102	1.812

1/4-28 UNF-3A

	Fas Lg	Grip Lg
00-637-0374	1.344	1.000
00-551-5593	2.039	1.688
00-639-1468	2.531	2.188

5/16-24 UNF-3A

	Fas Lg	Grip Lg
00-551-6982	1.679	1.312

3/8-24 UNF-3A

	Fas Lg	Grip Lg
00-639-2315	1.109	.750
00-551-5662	1.179	.812
00-206-6376	1.297	.938
00-551-5663	1.428	1.062
00-551-5664	1.797	1.438
00-616-8748	1.938	1.500
00-576-5913	2.118	1.750

9/16-18 UNF-3A

	Fas Lg	Grip Lg
00-543-4755	6.196	5.688

DRILLED HEAD, 3 HOLES

No. 10-32 UNJF-3A

	Fas Lg	Grip Lg
00-812-2305	.838	.500

DRILLED HEAD, 3 HOLES. Titanium Alloy.

No. 10-32 UNF-3A

	Fas Lg	Grip Lg
00-889-2867	.463	.125

1/4-28 UNJF-3A

	Fas Lg	Grip Lg
00-917-2614	.613	.188
00-223-1123	1.737	1.312

DRILLED SHANK, 1 HOLE

Steel.

7/16-20 UNF-3A

	Fas Lg	Grip Lg
00-045-1937	1.679	1.250

DRILLED SHANK, 1 HOLE. Steel.

5/16-24 UNF-3A

	Fas Lg	Grip Lg
00-782-9378*†	2.054	1.687
* Magnetically Inspected		
† Cadmium Plated		

7/16-20 UNF-3A

	Fas Lg	Grip Lg
00-144-6546*	6.220	5.720
* Cadmium Plated		

1/2-20 UNF-3A

	Fas Lg	Grip Lg
00-782-9380*†	2.179	1.750
* Magnetically Inspected		
† Cadmium Plated		

SPLINE EXTENDED WASHER HEAD

Cadmium Plated. Fastener and grip length shown in inches. Top of bolt head painted Blue.

1/2-20 UNJF-3A

	Fast Lg	Grip Lg
01-120-5115	2.678	1.750

5/16-18 UNJF-3A

	Fast Lg	Grip Lg
01-181-0802	4.025	3.000

BOLT, SHOULDER

DOUBLE HEXAGON EXTENDED WASHER HEAD, ROUND SHOULDER

Nickel Alloy. Fastener and thread length, shoulder diameter, and shoulder length given in inches.

1/4-28 UNJF-3A

	Fas Lg	Thd Lg	Shldr Dia	Shldr Lg
00-518-6287	.900	.610	.266	.295

5/16-24 UNJF-3A

	Fas Lg	Thd Lg	Shldr Dia	Shldr Lg
00-518-6285	1.340	.915	.328	.425

DOUBLE HEXAGON HEAD WITH HOLE

Iron Alloy. Drilled head, 4 holes.

1/4-28 UNS

	Fas Lg	Thd Lg	Shldr Dia	Shldr Lg
01-138-6288	.845	.510	.251	.335

HEXAGON HEAD, ROUND SHOULDER

Steel. Drilled head, 3 holes.

Drilled shank.

3/8-24 UNJF-3A

	Fas Lg	Thd Lg	Shldr Dia	Shldr Lg
01-028-2447	1.914	.578	.499	.435

Steel, Cadmium Plated. Undrilled.

1/4-28 UNF-3A

	Fas Lg	Thd Lg	Shldr Dia	Shldr Lg
00-991-6416	.845	.440	.284	.405
00-689-8193	1.190	.532	.310	.653

1/2-20 UNF-3A

	Fas Lg	Thd Lg	Shldr Dia	Shldr Lg
00-639-1465	4.000	.672	.623	3.188

Drilled shank.

1/4-28 UNF-3A

	Fas Lg	Thd Lg	Shldr Dia	Shldr Lg
00-969-9225	2.374	.437	.311	1.937

ROUND HEAD WITH WRENCH FLATS, ROUND SHOULDER

Steel, Chromium Plated.

Drilled shank.

5/16-24 UNF-3A

	Fas Lg	Thd Lg	Shldr Dia	Shldr Lg
00-173-7617	1.500	.359	.436	1.150

ROUND HEAD WITH WRENCH FLATS CHAMFERED, ROUND SHOULDER

Steel. Undrilled.

7/16-20 UNF-3A

	Fas Lg	Thd Lg	Shldr Dia	Shldr Lg
00-980-1542	3.320	.781	.449	1.590

CLASS 5306

SQUARE HEAD, ROUND SHOULDER

Steel. Undrilled.

No. 10-32 UNF-3A

	Fas Lg	Thd Lg	Shldr Dia	Shldr Lg
00-993-2714	.632	.372	.247	.265
00-193-4280	.757	.321	.247	.390
00-426-2690	2.065	.438	.250	.506

UNDERCUT HEXAGON HEAD, ROUND SHOULDER

Steel, Passivated, undrilled.


5/16-18 UNF-3A

	Fas Lg	Thd Lg	Shldr Dia	Shldr Lg
01-215-3775	1.640	.505	.624	1.025

BOLT, SQUARE NECK

BUTTON HEAD

Steel, Cadmium or Zinc Plated. Bolt and thread length shown in inches.



1/4-20 UNC-2A

	Fas Lg	Grip Lg
00-108-9988	1.500	.766
00-145-0875	4.250	.766

3/8-16 UNC-2A

	Fas Lg	Grip Lg
00-702-4484	2.500	1.016
00-993-6257	3.000	1.016
00-951-5699	4.000	1.016
00-067-8511	5.000	1.016
00-260-7515	7.000	1.266
00-071-1228	8.000	1.266

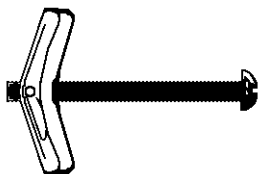
1/2-13 UNC-2A

	Thd Size	Fas Lg	Thd Lg
00-848-7045	3.000	1.266	131

BOLT, TOGGLE

SPRING-WING TOGGLE BOLT

Steel, Cadmium or Zinc Plated. Round head, slot drive. Bolt length and wing width shown in inches.



No. 6-32 UNC-2A

	Bolt Lg	Wing W
00-195-4729	2.000	.750
00-195-4730	3.000	.766

No. 10-24 UNC-2A

	Bolt Lg	Wing W
00-195-4732	3.000	1.500
00-195-4733	4.000	1.500

1/4-20 UNC-2A

	Bolt Lg	Wing W
00-209-3809	4.000	1.750

3/8-16 UNC-2A

	Bolt Lg	Wing W
00-195-4747	6.000	2.266

ROD, CONTINUOUS THREAD

CONTINUOUS THREADED ROD. Rod length shown in inches. For: Stud, Continuous Thread, See Class 5307.



Steel, Composition. High Temperature service.

3/8-16 UNC-2A

	Bolt Lg
00-903-3535	120

5/8-11 UNC-2A

	Bolt Lg
00-903-3538	120

1/2-13 UNC-2A

	Bolt Lg
00-903-3537	120

3/4-10 UNC-2A

	Bolt Lg
00-913-6128	36

1-8 UNC-2A

	Bolt Lg
00-903-3541	120

NON SPEC ITEMS. Steel.

5/16-18 UNC-2A

	Bolt Lg
00-424-8923	36

3/8-16 UNC-2A

	Bolt Lg
00-819-6449	48

1/2-13 UNC-2A

	Bolt Lg
00-174-1937	30

Steel, Corrosion Resisting.

1/4-20 UNC-2A

	Bolt Lg
00-574-1024	36.120

CLASS 5307 STUDS

NOTE: As non-plastic alternatives to plastic items currently in use are identified, information will be through shopping advisory messages and the Afloat Shopping Guide. To help you shop more "wisely", items recommended for shipboard use will be annotated with "NP" by the National Item Identification Number.

STUD, BALL

		Lg
Continuous threaded studs. Thread series, class of fit and length shown in inches.	00-637-6522	3
	00-637-6474	3-9/16
	00-637-6466	4
Steel, Cadmium Plated	00-637-6479	4-1/2
	00-637-6480	5
No. 6-32 UNC-2A	00-637-6481	5-1/2
	00-637-6482	6
	00-637-6483	7
		Lg
01-044-2385		43/64
	3/4-10 UNC-2A	

Steel, Comp		Lg
5/8-18 UNF-3A	00-637-6491	3-9/16
	00-637-6492	4-1/16
	00-637-6494	4-1/2
	00-637-6493	5
	00-637-6496	5-1/2
	00-637-6495	6
	00-637-6498	6-1/2
	00-637-6499	8
		Lg
	7/8-9 UNC-2A	

STUD, CONTINUOUS THREAD

For: Rod, Continuous Thread, See Class 5306.

Continuous threaded Unified National Coarse studs. Thread series, class of fit and length shown in inches.		Lg
	00-637-6485	4-1/2
	00-637-6486	5
	00-637-6476	5-1/2
HIGH TEMPERATURE SERVICE. Chromium-Molybdenum-Vanadium Alloy Steel.	00-637-6475	6
	00-637-6478	7

Steel Comp	1-8 UNC-2A	
		Lg
3/8-16 UNC-2A	00-136-2942	4-1/2
	00-637-6501	5
	00-637-6502	5-1/2
	00-637-6504	6
	00-637-6503	6-1/2
	00-637-6505	7
	00-637-6507	8

	1-1/8-8 UNC-2A	
		Lg
	00-637-6512	7
	00-637-6513	8

1/2-13 UNC-2A	1-1/4-8 UNC- 2A	
		Lg
		Lg
00-637-6464		2
00-637-6465	00-637-6520	2-1/2
00-637-6467	00-637-6521	3
00-637-6468		3-1/2
00-637-6469	1-1/2-8 UNC 2A	4
00-637-6470		4-1/2
00-637-6471		5
00-637-6472		5-1/2
00-637-6473	00-823-8815	6
		Lg
		10-1/4

5/8-11 UNC-2A

STANDOFF, THREADED, SPACING

A Unified National Coarse or Fine internally and externally threaded stud, used to extend the reach of an externally threaded item. Thread size, series, class of fit, stud diameter shown in inches. External threads listed. Internal threads are class 2A fit.

Aluminum Alloy

5/16-18 UNC-2B		
	Dia	Lg
00-638-0084	1/2	1-15/16

Steel

1/4-20 UNC-2B		
	Dia	Lg
00-272-6544	1/2	1-1/2

Steel Comp

5/16-18 UNC-2B		
	Dia	Lg
00-272-6545	9/16	1-3/4

3/8-16 UNC-2B

	Dia	Lg
00-363-8059	15/32	4-5/16
00-282-9526	5/8	1-3/4

Steel Comp, Phosphate Manganese Coated. Nut end chamfered, .031 inch by 45 degrees.

No. 10-24 UNC-3A x No. 10-18 UNC-3B

	Dia	Lg
00-206-7632	1/2	2-1/4

1/4-20 UNC-3A x 5/16-18 UNC-3B

	Dia	Lg
00-206-7626	1/2	2-1/4

STUD, PLAIN

Plain stud with American Standard and Unified National Coarse or Fine threads on both ends. Right-Hand thread. Thread size, series, class of fit and length in inches listed below. Nut end and stud end listed respectively.

Copper Alloy

1/4-20 UNC-2A x 1/4-20 UNC-5A

CLASS 5307

00-248-7844 Lg
2
5/16-18 UNC-2A x 5/16-18 UNC-3A

00-550-1558 Lg
2-7/8
5/16-18 UNC-2A x 5/16-18 UNC-5A

00-248-7845 Lg
1-1/2
5/16-18 UNC-3A x 5/16-18 UNC-3A

00-206-1459 Lg
1-1/16
3/8-16 UNC-2A x 3/8-16 UNC-5A

00-248-7846 Lg
1-1/2
00-248-7849 2
00-248-7850 2-1/2
00-248-7851 3
00-248-7852 4
7/16-14 UNC-2A x 7/16-14 UNC- 5A

00-248-7856 Lg
2-1/2
1/2-13 UNC-2A x 1/2-13 UNC-5A

00-248-7861 Lg
3
00-254-0802 4-1/4
5/8-11 UNC-2A x 5/8-11 UNC-5A

00-246-9677 Lg
2
00-248-7864 2-1/2
00-248-7867 3
00-248-7870 3-1/2
00-248-7871 4
00-248-7872 5
5/8-11 UNC-3A x 5/8-11 UNC-5A

00-248-7451 Lg
2
3/4-10 UNC-2A x 3/4-10 UNC-5A

00-246-9679 Lg
2-1/2
00-248-7873 3
00-248-7874 3-1/2
00-248-7876 4
Nickel Alloy
1/4-20 UNC-3A x 1/4-20 UNC-5A

00-248-7473 Lg
2
5/16-18 UNC-3A x 5/16-18 UNC-5A

00-248-7481 Lg
1-1/2
00-248-7483 2

00-248-7486 Lg
2-3/4
3/8-16 UNC-3A x 3/8-16 UNC-5A

00-248-7441 Lg
1-1/4
00-248-7487 1-1/2
00-248-7488 1-3/4
00-248-7489 2
00-248-7491 2-1/2
00-248-7493 3
3/8-24 UNF-2A x 3/8-24 UNF-3A

01-074-2151 Lg
2-1/4
7/16-14 UNC-3A x 7/16-14 UNC-5A

00-248-7501 Lg
2
1/2-13 UNC-3A x 1/2-13 UNC-5A

00-248-7446 Lg
1-1/2
00-248-7447 1-3/4
00-248-7448 2
00-248-7511 2-1/4
00-248-7512 2-1/2
00-248-7513 2-3/4
00-248-7514 3
00-248-7518 4
5/8-11 UNC-3A x 5/8-11 UNC-5A

00-248-7963 Lg
2-1/4
00-248-7964 2-1/2
00-248-7965 2-3/4
00-248-7966 3
00-248-7968 3-1/2
3/4-10 UNC-3A x 3/4-10 UNC-5A

00-248-7976 Lg
2-3/4
00-248-7977 3
Steel
3/8-24 UNF-3A x 3/8-16 UNC-5A

00-638-0074 Lg
1-5/16
00-174-4764 2-7/16
1/2-13 UNC-2A x 1/2-13 UNC-5A

00-248-7950 Lg
1-1/2
Steel Comp
7/16 - 20 UNF-3A x 7/16 - 20 UNC-2A

00-359-1250 Lg
2-1/16
Steel, Corrosion Resisting, Passivated.
3/8-16 UNC-2A x 3/8-24 UNF-2A

00-105-3297 Lg
6-15/16
Steel
1/4-20 UNC-2A x 1/4-20 UNC-5A

00-248-8297 Lg
4
5/16-18 UNC-2A x 5/16-18 UNC-3A

00-174-4355 Lg
1-7/32
3/8 - 16 UNC-2A x 3/8 - 16 UNC-5A

00-248-8290 Lg
1-1/2
3/8 - 24 UNF-2A x 3/8 - 16 UNC-3A

00-273-9380 Lg
1-11/16
7/16 - 20 UNF-2A x 7/16 - 14 UNC-3A

00-550-1879* Lg
1-15/16
* Steel Comp
1/2 - 13 UNC-2A x 1/2 - 13 UNC-5A

00-248-7953 Lg
2
5/8 - 11 UNC-2A x 5/8 - 11 UNC-5A

00-248-8268 Lg
2-1/2

STUD, SHOULDERED

Steel Comp
No. 10-32 UNF-2A x No. 10-32 UNF-2A

01-015-5831 Lg
3/4
01-231-3912 2-21/64
01-283-2460 5-3/4

STUD, WELDING

Steel Welding Studs. Unified National coarse or fine threads. Thread size, series, class of fit and length in inches shown below.

HEADED STUD. Head height 3/8.

Steel Comp

	Thd/Size	Thd/Lg
00-355-4873	1/4-20 UNC-2A	7/16
01-297-4107	—	1/2
00-355-4874	5/16-18 UNC-2A	11/16
00-355-4875	3/8-16 UNC-2A	11/16
01-294-4356	—	3/4
01-278-9668	—	61/64

HEADLESS STUD. Furnished with a heat shield and flux.

Steel

	Thd/Size	Thd/Lg
00-265-9152	3/8-16 UNC-2A	2.125

SHOULDERED STUD. Thread size, series, class of fit, overall length, and diameter of shoulder listed. Unthreaded end diameter .330 inches. Heat shield and flux furnished.

Aluminum Alloy

	Thd Lg	Shldr Dia	Lg
01-025-1819	.500	.625	2.234
01-026-3185	.625	.625	1.203
01-026-3184	.625	.625	1.719
01-025-4463	.625	.625	2.734

Steel

3/8-16-UNC-2A

	Thd Lg	Shldr Dia	Lg
01-293-1818	.579	—	1.000
01-014-1256	.625	.656	1.375
01-265-0519	.625	.656	1.500
00-531-1053	.750	.656	1.688
00-531-1055*	.750	.625	1.812
00-531-1056*	.750	.625	1.938
01-225-7813	.750	.656	1.750
01-294-3149	.829	—	1.750
01-270-7374	.859	.656	1.750

* With ferrule

CLASS 5310 NUTS AND WASHERS

NOTE: As non-plastic alternatives to plastic items currently in use are identified, information will be provided through shopping advisory messages and the Afloat Shopping Guide. To help you shop more "wisely", items recommended for shipboard use will be annotated with "NP" by the National Item Identification Number.

NUT, CONNECTOR

Carbon Steel Grade 1020, Cadmium Plated. 1-1/8 inches width across flats. 9/16 inch thick 25/64 inch diameter bore. 7/8-16-NS-3 thread.

00-367-1456

NUT, EYE

Steel Composition 316 CRES. Right hand thread. Temperature requirements not rated. Overall height, width and hole width shown in inches below.

A329 EYE STYLE. 1/2-13-UNC 2b.

	H	W	Hole W
01-391-2360	1.250	2.000	1.250

A325 EYE STYLE. 5/8-11 UNC 2b.

	H	W	Hole W
01-388-8573	3.750	2.500	1.500

NUT, PLAIN, ASSEMBLED WASHER

CRES nut, Cadmium Plated CRES washer, passivated. Flat, with turned back edge nut style. Overall .385 inch height, with .545 inch OD washer. .450 degrees Fahrenheit temperature rating. 1/4-28 UNJF-2B. Right hand threads.

00-126-5753

NUT, PLAIN, BLIND RIVET

Aluminum Alloy

Smooth round shank with flat head. Open shank. Nut .219 inch diameter by .656 inch length with .430 inch long grip range and .344 inch diameter by .062 inch height head.

00-076-0377 No. 8-36 UNF-2B

Anodized. Smooth round shank with flat keyed head. Open shank. Nut .250 inch diameter by .438 inch length with .045 inch long grip range, and .387 inch diameter by .032 inch height head.

00-550-4725 No. 10-32 UNF 2B

Cadmium and Chromate.

Thread size .375 inch right-hand. Blind rivet with smooth round shank. Nut .488 inch diameter by 1.125 inch length. Grip range .296 to .381 inch flat countersunk.

01-160-6842

Steel Composition, Passivated.

Smooth round shank with flat countersunk reverse keyed head. Open shank. Nut .248 inch diameter by .625 inch length. Grip range .141 inch long and .391 inch diameter head. 100 degree countersunk angle and .065 inch length key and .065 inch height head.

00-717-5570 No.10-32 UNF-3B

NUT, PLAIN, CAP

GENERAL PURPOSE CAP NUTS. CRES Steel, Passivated. Hexagon drive, chamfered or washer faced, Right hand Thread size and nut height and width across flats (WAF) listed.



Steel Composition, Passivated.

	Thd	H	WAF
00-199-7639	1/4-20 UNC-2B	.470	.433
01-391-2361	3/8-16 UNC-2B	.625	.562
00-199-7643	1/2-20 UNC-2B	.810	.743

NON-SPEC TYPES

Copper Alloy.

	Thd	H	WAF
01-030-9217	3/8-24 UNF-2B	.250	.562
00-967-4748	1/2-20 UNF 2B	.953	.828

CRES

	Thd	H	WAF
00-456-2633*	1/2-12 UNS-2B	.838	.817
00-066-2196	7/8-9 UNC-2B	1.500	1.312

* With locking device attached to bearing surface

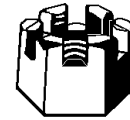
Steel.

	Thd	H	WAF
00-257-6177	9/16-18 UNF-2B	.620	.690
01-196-3247*	7/8-9 UNC-2B	1.438	1.312

* Washer faced bearing surface

NUT, PLAIN, CASTELLATED, HEXAGON

AIRFRAME CASTLE NUTS. Chamfered or washer faced. UNF-3B thread. Thread size and nut height shown below.



Steel, Cadmium Plated.

	Size	H
00-167-1284	No. 10-32	1/4
00-167-1285	1/4-28	9/32
00-167-1286	5/16-24	21/64
00-582-6058	3/8-24	13/32
00-167-1288	7/16-20	29/64
00-167-1289	1/2-20	9/16
00-167-1290	9/16-18	39/64
00-582-6055	5/8-18	23/32
00-167-1292	3/4-16	13/16
00-143-6020	1-12	1
00-167-1294	1-14	1

Steel, Passivated.

	Size	H
00-167-1279	No. 10-32	1/4
00-167-1280	1/4-28	9/32
00-167-1281	5/16-24	21/64
00-268-7313	1/2-20	9/16
00-268-7292*	5/8-18	23/32
00-268-7295	1-14	1

* CRES

GENERAL PURPOSE CASTLE NUTS. Thread size and nut height listed.

Unfinished or washer faced

Aluminum Alloy.

	Size	H
00-107-1600	3/8-24 UNF-2B	21/32

Washer Faced

Steel.

	Size	H
00-221-4698	1/2-20 UNF-2B	9/16

NUT, PLAIN, EXTENDED WASHER, DOUBLE HEXAGON

Iron Alloy. Silver Coated.

35-42 Rockwell hardness rating. Washer .322 inch Outside Diameter by .030 inch thick and .247 inch width across flats.

	Thd	H
00-118-5737	—	.254

CLASS 5310

Steel Composition.

Washer .100 inch thick. 19 to 26 Rockwell hardness rating. Dyed Blue.

	Thd	H
00-854-0367	7/16-20 UNS	.500

NUT, PLAIN, EXTENDED WASHER, HEXAGON

Iron Alloy, passivated. Washer .500 inch diameter by .040 inch thick, and .312 inch width across flats. 800 degrees Fahrenheit temperature rating.

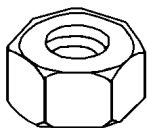
	Thd	H
00-058-6428	1/4-28 UNF-3B	.245

Steel, Cadmium Plated. Washer .440 inch diameter by .050 inch thick and .309 inch width across flats.

	Thd	H
00-891-6498	1/4-28 UNF 3B	.328

NUT, PLAIN, HEXAGON

AIRFRAME HEXAGON NUTS. Chamfered or washer faced. UNF-3B thread. Thread size and nut height listed.



Aluminum Alloy, Anodized.

	Size	H
00-167-1320	1/4-28	3/16

Steel, Cadmium Plated.

	Size	H
00-167-1342	No. 6-40	7/64
00-167-1343	No. 10-32	9/64
00-167-1344	1/4-28	3/16
00-167-1345	5/16-24	15/64
00-167-1346	3/8-24	9/32
00-298-9267	1/2-20	3/8
00-268-6054	5/8-18	5/16

UNF-3B Thread. Steel Composition 304 overall. Nominal thread size, 0.750 inches at 16 threads per inch, right-handed. No hardness rating. Nut style, A12 hexagon. Nut height, 0.312 inches nominal. Width across flats, 1.000 inches nominal. Hole configuration style, H8. 2 drilled holes. Drilled hole diameter, 0.070 inches nominal. Chamfered bearing surface. No temperature rating.

00-067-9989

Steel Composition, Passivated.

	Size	H
00-268-6022	No. 10-32	9/64
00-262-5516	3/8-24	9/32

GENERAL PURPOSE REGULAR HEXAGON

NUTS. Chamfered or washer faced. Thread size and nut height listed.

Aluminum Alloy, UNC-2B.

	Size	H
00-584-8002	1/4-20	7/32
00-584-8003	5/16-18	17/64
00-415-2186	3/8-16	21/64

Aluminum Alloy, Anodized.

	Thd Size	H
00-282-7823	7/16-20 UNF-3B	17/64

NOTE: Selected Black Oxide Coated Brass Threaded Fasteners (BOCBTF) are not authorized for Navy use. Main and auxiliary steam and catapult steam systems with a design temperature above 775 degrees Fahrenheit require Level 1 support. Use NAVSEA Level 1 Catalog 0948-LP-103-6010 to identify Level 1 fasteners, valves, and piece parts. For other steam systems fastener requirements, consult Mil Std-777. Naval Ships Technical Manual 0901-LP-075-0000 (S9086-CJ-STM-002), Chapter 075, provides additional information on the proper identification and use of threaded fasteners.

Nickel Alloy.

	Thd Size	H
00-272-5696	1/4-20 UNC-2B	13/64
00-264-3552	5/16-18 UNC-2B	13/64
00-272-5697	5/16-18 UNC-2B	1/4
00-297-8833	3/8-16 UNC-3B	15/64
00-272-5698	3/8-16 UNC-2B	5/16
00-676-8265*	7/16-14 UNC-2B	23/64
00-272-5700	1/2-13 UNC-2B	7/16
00-582-6494	5/8-11 UNC-3B	3/8
00-272-5701	5/8-11 UNC-2B	17/32
00-917-4713	5/8-11 UNC-2B	35/64
00-272-5702	3/4-10 UNC-2B	41/64
00-272-5703	7/8-9 UNC-2B	3/4
00-272-5704	1-8 UNC-2B	55/64
00-272-5705	1-1/8-7 UNC-2B	31/32

* Non-spec item.

Steel, Cadmium Plated. UNC-2B thread. Brinell hardness rating 121 Minimum.

	Thd Size	H
00-194-8195*	No.4-40	3/32
00-880-7744	5/16-18	17/64
00-732-0558	3/8-16	21/64
00-761-6882	1/4-20	7/32
00-880-8189	7/16-14	3/8
00-768-0318†	1/2-13	7/16
00-761-3706‡	1/2-13	7/16
00-763-8913	9/16-12	31/64
00-763-8920§	5/8-11	35/64
00-915-4891‡	5/8-11	35/64
00-763-8921	3/4-10	41/64
00-763-8922**	3/4-10	41/64
00-880-8186	7/8-9	3/4
00-762-6248†	1-8	55/64
00-762-6242	1-1/8-7	31/32

	Thd Size	H
00-762-6241	1-1/4-7	1-1/16

* Non-spec item

† Cadmium and Chromate overall

‡ Brinell hardness rating 163

§ Rockwell hardness rating 95.

** Rockwell rating, 78

Steel, Cadmium Plated. UNF-2B thread.

	Thd Size	H
00-768-0319	1/4-28	7/32
00-880-7746	5/16-24	17/64
00-732-0559	3/8-24	21/64
00-880-7745	7/16-20	3/8
00-732-0560	1/2-20	7/16
00-763-8911	9/16-18	31/64
00-763-8905	5/8-18	35/64
00-763-8901	3/4-16	41/64

Steel, Cadmium overall. Non Spec.

	Thd Size	H
00-817-9056	No. 2-56 UNJC-3B	1/16

Steel Composition, Cadmium with Chromate Plating.

	Thd Size	H
00-188-7888	3/8-16 UNC-2B	21/64

Steel Composition, Cadmium and Chromate overall (with 3 drilled holes).

	Thd Size	H
00-208-3755	5/16-24 UNJF-3B	7/32
00-298-9255	3/4-16 UNJF-3B	15/32

Steel Composition, Passivated, Non Spec.

	Thd Size	H
00-616-8660	No.6-32 UNJC-3B	3/32

Steel Composition, Passivated.

	Thd Size	H
00-903-5966	1/4-20 UNC-2B	7/32
00-767-0445	5/16-18 UNC-2B	17/64
01-429-2038	3/8-16 UNC-2B	21/64
00-913-8881	3/8-16 UNC-2B	21/64
00-965-1800	7/16-14 UNC-2B	3/8
00-764-6583	9/16-12 UNC-2B	31/64
00-768-0321	1/2-13 UNC-2B	7/16
00-764-6609	5/8-11 UNC-2B	35/64
00-924-5897	3/4-10 UNC-2B	41/64
00-764-6610	7/8-9 UNC-2B	3/4
00-083-6218	5/16-24 UNJF-3B	3/16

Steel Composition, Passivated, Non Spec 2.

	Thd Size	H
00-199-3155	1-8 UNC-2B	55/64

Steel, CRES, Passivated.

	Thd Size	H
00-260-7924	3/8-16 UNC-2B	5/16

Steel.

Rockwell hardness rating 33 nominal.

	Thd Size	H
00-270-7111	5/16-24 UNF-3B	1/4
00-275-9333*	3/8-16 UNC-3B	5/32

* Rockwell hardness rating 23 nominal.

Steel, Brinell hardness rating 121 nominal.

	Thd Size	H
00-723-4458	1/4-20 UNC-2B	7/32
00-655-9544*	3/8-16 UNC-2B	21/64
00-817-9966	1-8 UNC-2B	7/8

HEAVY DUTY HEXAGON NUTS. Designed for greater strength and heavy loads. Used for applications at normal atmospheric temperatures. Chamfered or washer faced. Thread size, nut height and dash number listed.

Copper Alloy.

	Thd Size	H
00-297-8920	3/8-16 UNC-3B	23/64
00-903-3992	3/8-24 UNF-2B	11/32
00-928-9510	9/16-12 UNC-2B	31/64

Steel, Cadmium Plated. Brinell hardness rating 103.

	Thd Size	H
00-616-2793	1/2-13 UNC-3B	31/64

Steel Composition.

	Thd Size	H
00-264-0300	5/16-24 UNF-3B	1/2

HEXAGON JAM NUTS, AIRCRAFT TYPE. Chamfered face.

Steel, Cadmium Plated.

	Thd Size	H
00-208-7589	1/4-28 UNF-3B	1/8
00-596-8422	5/16-24 UNF-3B	5/32
00-268-6056*	5/16-24 UNF-3B	5/32
00-167-1300	3/8-24 UNF-3B	3/16
00-167-1302	7/16-20 UNF-3B	7/32
00-167-1304	1/2-20 UNF-3B	1/4

* Left hand thread.

Steel, Cadmium and Chromate Plating, with 3 drilled holes.

	Thd Size	H
00-141-3010	1/4-28 UNJF-3B	3/16
00-208-6740	3/8-24 UNJF-3B	1/4

Steel, CRES.

	Thd Size	H
00-282-4777	1/4-28 UNF-3B	1/8
00-268-6057	5/16-24 UNF-3B	5/32
00-268-6068	1/2-20 UNF-3B	1/4

HEXAGON JAM NUTS, GENERAL PURPOSE TYPE. Chamfered or washer faced.

Copper Alloy.

	Thd Size	H
00-189-8467	1/2-13 UNC-3B	5/16
00-297-8822	1/2-13 UNC-3B	31/64

Steel.

00-010-3091	6-32 UNC-2B	7/64
-------------	-------------	------

Steel Composition, Passivated.

	Thd Size	H
00-905-1691	1/4-28 UNF-2B	7/32
00-903-1524	3/8-24 UNF-2B	21/64
00-924-8210	1/2-20 UNF-2B	7/16

Steel, Chromate and Cadmium treated.

	Thd Size	H
00-851-2682	3/8-16 UNC-2B	7/32
00-975-2075	3/8-24 UNF-2B	7/32

Steel Composition, Passivated.

	Thd Size	H
00-989-0908	1/4-20 UNC-2B	5/32
00-989-5953	5/16-18 UNC-2B	3/16
00-849-6895	5/16-24 UNF-2B	3/16
00-989-5956	3/8-16 UNF-2B	7/32
00-989-5945	1/2-13 UNC-2B	5/16
00-934-9724	5/8-11 UNC-2B	3/8
00-934-9727	3/4-10 UNC-2B	27/64
00-891-3461	7/8-9 UNC-2B	31/64

Steel Composition, Passivated.

	Thd Size	H
00-199-3144	1/4-20 UNC-3B	7/32

CRES Steel Composition 316. UNC-2B with right hand thread. A12 hexagon style with a washer faced bearing surface. Hardness rating of 95 Rockwell minimum. Temperature not rated. Nut thread size, height, and width shown in inches below.

	Thd Sz	H	W
01-372-2667	1/4-20	15/64	.432
01-372-3940	5/16-18	17/64	.495
01-372-2669	5/16-18	17/64	.495
01-372-2672	7/16-14	3/8	.680
01-372-2666	1/2-13	7/16	.743
01-372-2673	5/8-11	3/8	.930
01-372-2670	5/8-11	35/64	.930

Steel, Chamfered.

	Thd Size	H
00-199-3119	9/16-12 UNC-2B	31/64
00-199-3120	5/8-11 UNC-2B	35/64

HIGH TEMPERATURE REGULAR HEXAGON

Steel, Chamfered or washer faced. Nut marked with symbol H.

	Thd Size	H
00-199-3114	1/4-20 UNC-2B	7/32

Steel Carbon-Molybdenum Alloy. Nut marked with symbol 4. For 1000 degrees Fahrenheit service in high temperature piping systems.

	Thd Size	H
00-840-5872	5/8-11 UNC-2B	5/8
00-637-3627	7/16-24 UNC-2B	3/8
00-637-3628	1/2-13 UNC-2B	7/16
00-637-3634	5/8-11 UNC-2B	35/64
00-637-3631	3/4-10 UNC-2B	41/64

	Thd Size	H
00-637-3632	7/8-9 UNC-2B	3/4
00-637-3629	1-8 UNC-2B	55/64
00-637-3630	1-1/8-8 UN	31/32
00-637-3625	1-1/4-8 UN	1-5/64

MACHINE SCREW Hexagon nuts, GENERAL PURPOSE TYPE. Chamfered or washer faced with UNC-2B threads.

Copper Alloy.

	Thd Size	H
00-934-9746	No.4-40	3/32
01-236-1685	No.6-32	7/64
00-934-9762	No.8-32	1/8
00-934-9764	No.10-24	1/8

Steel, Cadmium and Chromate or Phosphate treated.

	Thd Size	H
00-934-9738	No.2-56	1/16
00-934-9739	No.4-40	3/32
00-934-9747	No.6-32	7/64
00-934-9757	No.8-32	1/8
00-934-9758	No.10-24	1/8
01-389-8001*	1/8-32	7/64
01-389-7642*	5/32-32	1/8
00-997-1888	1/4-20	3/16
00-829-9981	5/16-18	7/32
00-056-3395	3/8-16	1/4

* Steel composition 316.

Steel Composition, Passivated. UNC-2B threads.

	Thd Size	H
00-938-2013	No.2-56	1/16
00-934-9748	No.4-40	3/32
00-934-9761	No.6-32	7/64
00-934-9759	No.8-32	1/8
00-934-9760	No.10-24	1/8
00-250-9477	1/4-20	3/16
00-245-3615	5/16-18	7/32
00-477-6768	3/8-16	1/4

Copper Alloy, Oxide finish. UNF-2B threads.

	Thd Size	H
00-934-9766	No.10-32	1/8

Steel, Cadmium treated, Chamfered, with UNF-2B threads.

	Thd Size	H
00-934-9751	No.10-32	1/8
00-043-0520*	1/4-28	3/16

* Cadmium and Chromate Plated.

Steel Composition, Passivated. UNF-2B threads.

	Thd Size	H
00-934-9765	No.10-32	1/8
01-389-7982*	3/16-32	1/8
00-400-5503	1/4-28	3/16

* CRES

Iron Alloy, Silver Plated. UNJF-3B threads. 2 drilled holes.

CLASS 5310

	Thd Size	H
00-943-5308	1/4-28	7/32

Iron Alloy. UNJF-3B threads.

	Thd Size	H
00-496-8922	3/8-24	21/64

TUBE, BULKHEAD, and UNIVERSAL FITTING HEXAGON LOCK NUTS. Chamfered. Used with fluid connection fittings.

Aluminum Alloy, Anodized.

	Thd Size	H
00-159-6339	7/16-20 UNF-3B	1/4
00-638-2605	9/16-18 UNF-3B	17/64
00-282-7835	3/4-16 UNF-3B	5/16
00-282-7834	7/8-14 UNF-3B	23/64
00-199-1028	1-1/16-12 UN-3B	13/32
00-949-6143	1-5/16-12 UN-3B	13/32
00-208-4135	1-5/8-12 UN-3B	13/32

Steel Composition, Cadmium treated.

	Thd Size	H
00-208-5769	7/16-20 UNF-3B	1/4

Steel Composition, Passivated.

	Thd Size	H
00-079-1967	7/16-20 UNF-3B	1/4

CRES

	Thd Size	H
00-208-5233*	1/2-13 UNC-2B	11/16
* Flat		

Nickel Alloy, Chamfered.

	Thd Size	H
01-126-9148*	3/8-16 UNC-2B	21/64
01-021-9180	7/8-14 UNF-3B	33/64
* Flat or washer faced with 3 drilled holes.		

Steel, Chamfered.

	Thd Size	H
00-208-8718*	No.10-32 UNF-3B	3/32
00-275-5609*	No.10-32 UNF-3B	5/32
00-023-2397*	3/8-16 UNC-2B	21/64
00-841-5700	7/16-20 UNF-2B	7/16
00-199-3118*	1/2-13 UNC-2B	7/16
01-092-5007	5/8-11 UNC-2B	35/64
01-097-7966	7/8-9 UNC-2B	1/2
00-975-1574	1-1/4-12 UNF-3B	17/32
* Washer faced		

Steel, Cadmium treated. Chamfered.

	Thd Size	H
00-297-8829*	3/8-24 UNF-3B	17/32
00-497-3221†	3/8-32 UNEF-2B	1/16
00-781-4844	5/8-18 UNF-2B	3/8
00-208-6797	5/8-18 UNJF-3B	13/32

3 Holes

* Washer

† Chamfered or Washer

Steel, Cadmium and Chromate treated. Chamfered, with 3 drilled holes .070 inch diameter.

	Thd Size	H
00-543-5041	1/2-20 UNF-3B	5/16
00-208-5775*	3/4-16 UNF-3B	5/16
* AN Std AN924-8		

Steel, Cadmium or Zinc treated. Chamfered.

	Thd Size	H
00-576-1316	1/2-20 UNF-3B	47/64

Steel, Chromate Zinc treated.

	Thd Size	H
00-297-4126*	No.6-32 UNC-3B	5/64
* Flat		

Steel, Passivated. Chamfered.

	Thd Size	H
00-812-4294*	No.2-56 UNC-2B	1/16
00-208-3786	No.4-40 UNJC-3B	1/16
00-220-6634*	No.6-32 UNC-3B	7/64
00-827-9138	No.8-32 UNC-2B	3/32
00-905-7292*†	No.10-32 UNF-3B	1/8

* Chamfer or Washer

† With 2 holes

Steel Composition, Zinc treated. Washer faced.

	Thd Size	H
00-264-1321	3/8-16 UNC-2B	17/32

NUT, PLAIN, KNURLED

Steel Composition, Cadmium treated.

No.10-32 UNJF-3B

	Dia	Thk
00-703-8309	21/64	5/16

1/4-28 UNJF-3B

	Dia	Thk
00-691-0911	3/8	23/64

2-3/8 UNC-2B

	Dia	Thk
00-672-5944	4-1/8	3/4

NUT, PLAIN, RECTANGULAR

Steel, CRES, Silver surface treatment. Number 10-32 UNJF-3B thread size. 90 degree countersunk angle. Chamfered 45 degree by 035 inches deep along length on both sides. Non Spec Item.

	Lg	W	H
00-182-5806	.430	.363	.214

NUT, PLAIN, ROUND

BALL AND ROLLER BEARING RETAINING NUTS. Regular series. UNS thread. Steel Composition. Four equally spaced slots are intended for use with key washers.

3/16 inch drive point width.

	Thd
00-185-6425	041
00-185-6426	.969-32
00-185-6463	1.173-18
00-185-6464	1.376-18

1/4 inch drive point width.

	Thd
00-185-6389*	1.563-18
00-185-6461	1.767-18
00-185-6462	1.967-18
00-185-6460	2.157-18
00-185-6345	2.360-18
00-185-6346	2.548-18
00-185-6343	—
* UNEF-2B	

COMMERCIAL TYPES, NON-SPEC ITEMS

Copper Alloy.

1/16 inch drive point width 2 drive points.

	Thd Size
00-207-8299	No.6-32 UNC-2B

1/16 inch diameter holes, 4 drive points.

	Thd Size
00-735-4548	5/8-18 UNF-2B

Unslotted.

	Thd Size	WAF
00-873-5012	3/4-16 UNF-2B	1.500

Steel, Cadmium Plated.

1/16 inch drive point width, 2 drive points.

	Thd Size
99-454-0560	No.10-32 UNF-2B

Steel.

1/8 inch drive point width, 4 drive points.

	Thd Size
00-185-6484	21/32-32 UNS
00-208-4305	1-1/8-12 UNF-3B

5/16 inch drive point width, 4 drive points.

	Thd Size
00-540-4155	1-5/8-12 UNF-3B

1/4 inch drive point diameter 2 drive points.

	Thd Size
00-420-1080	1/2-13 UNC-3B
00-702-0495	3/4-10 UNC-2B
00-550-0816	3/4-16 UNF-3B
00-208-3359	39/64-20 UNS
00-420-1765*	1-16 UN-3B
* 2 drilled holes	

Steel Composition.

1/4 inch drive point diameter 4 drive points.

	Thd Size
00-638-1124	1-3/8-12 UNF-3B

Steel Composition, Phosphate treated.

1/4 inch drive point width, 8 drive points.

	Thd Size
00-685-2767	2-3/4-18 UNS

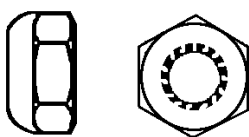
Steel, Corrosion Resisting.

17/64 inch drive point diameter 2 drive points.

	Thd Size
00-835-4473	1/2-13 UNC-3B

NUT, PLAIN, SINGLE BALL SEAT, HEXAGON

Copper Alloy. Ball seat radius 3/16 inch Nut height 13/16 inch Width across flats 1-5/16 inch.



	Thd Size
00-772-9259	3/4-8 ACME

NUT, PLAIN, SLOTTED, HEXAGON

SHEAR NUTS. For Aircraft use. Chamfered or washer faced. Thread size, maximum nut height listed.



Steel, Cadmium and Chromate Plated.

	Thd Size	H
00-285-2177	No.10-32 UNF-3B	3/16
00-176-8108	1/4-28 UNF-3B	3/16
00-176-8109	5/16-24 UNF-3B	3/16
00-176-8110	3/8-24 UNF-3B	7/32
00-176-8111	7/16-20 UNF-3B	7/32
00-176-8112	1/2-20 UNF-3B	1/4
00-176-8113	9/16-18 UNF-3B	5/16
00-176-8114	5/8-18 UNF-3B	5/16
00-176-8115	3/4-16 UNF-3B	3/8
00-176-8116	7/8-14 UNF-3B	7/16
00-177-1133	1-12 UNF-3B	1/2
00-176-8117	1-14 UNS-3B	1/2

Steel Corrosion Resisting, Passivated.

	Thd Size	H
00-264-1240	No.10-32 UNF-3B	3/16
00-721-4434	1/4-28 UNF-3B	3/16
00-595-7652	5/16-24 UNF-3B	3/16
00-207-9274	3/8-24 UNF-3B	7/32

Steel, Cadmium treated.

	Thd Size	H
00-842-1490	1/2-20 UNF-2B	7/16
00-850-6876	5/8-11 UNC-2B	35/64

Iron Alloy, Passivated. Dry film lubricated. Non Spec Items.

	Thd Size	H
00-273-5873	3/4-16 UNJF-3B	3/8
01-119-1998	5/8-18 UNJF-3B	13/32

Iron Alloy 660 overall. UNJF threads at 0.190 size in inches. Thread quantity, 32. 3B, right-hand threads. No rating for hardness or temperature. Nut style A17 slotted, hexagon. Nut height, 0.178 inches minimum and 0.198 inches maximum. Width across flats, 0.367 inches minimum and 0.376 inches maximum. Washer faced bearing surface. Countersink angle, 90.0 degrees nominal nut. Bearing surface finish, 63.0 microinches.

00-010-8456

NUT, PLAIN, WING

GENERAL PURPOSE WING NUTS. Drilled hole in one wing. Thread size, nut height, width.



Copper Alloy, UNC-2B thread.

	Thd	H	W
01-142-3218	1/4-20	1/2	1
00-982-6827	1/4-20	9/16	1
00-515-9254	5/16-18	21/32	1-1/4
00-543-4717	3/8-16	25/32	1-3/8
00-274-9337	1/2-13	15/16	1-27/32

Steel, Cadmium treated. UNC-2B thread.

	Thd	H	W
00-828-8189	5/16-18	19/32	1-3/16

Steel Composition, Cadmium and Chromate treated. UNC-2B threads.

	Thd	H	W
01-106-1144	No.10-24	13/32	51/64
00-080-8495*	1/4-20	1/2	63/64
01-064-8787	1/4-20	1/2	63/64
01-088-2490	3/8-16	3/4	1-3/8

* Drilled hole

Steel, Cadmium treated. UNF-2B threads.

	Thd	H	W
00-720-8549*	No.10-32	13/32	51/64

* Drilled hole

Steel, Cadmium and Chromate treated. UNF-2B threads.

	Thd	H	W
00-063-6716	1/4-28	1/2	1

COMMERCIAL TYPE, NON-SPEC ITEMS.

Steel Composition Treatment as noted. Wing nut Thread, Height, and Width across spread as shown.

Steel Composition 304, CRES.

	Thd	H	W
01-416-5474	3/16 UNC	1/2	1

Steel Composition, Cadmium treated.

	Thd Size	H	W
00-973-3697	No.10-32 UNF-2B	29/64	7/8

Steel Composition, Passivated.

	Thd Size	H	W
00-721-5093*	1/4-20 UNC-2B	1/2	1-1/16
00-889-2500*	5/16-18 UNC-2B	5/8	1-7/32
00-809-7616*	1/2-13 UNC-2B	15/16	1-7/8

* Drilled Hole

NUT, SELF-LOCKING, ASSEMBLED WASHER

Iron Alloy.

	Thd Size	H
00-500-3523*	3/4-16 UNJF-3B	29/32

* Silver Coated Threads.

Steel, Cadmium treated.

	Thd Size	H
00-150-4154	3/8-24 UNJF-3B	33/64

Steel Composition, Cadmium and Chromate treated, with Plastic Nylon locking insert.

	Thd Size	H
00-151-5431	1/4-28 UNJF-3B	3/8

Steel, CRES, Silver Coated, Non Spec Item.

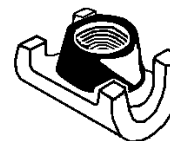
	Thd Size	H
01-030-9108	1/4-28 UNJF-3B	9/32

NUT, SELF-LOCKING, BARREL

Steel, Cadmium treated. Used with retainer. Floating type, with metallic designed locking device. 450 degrees Fahrenheit temperature rating. Dry film lubrication.

	Thd Size	Dia	Lg
01-259-3592	5/8-18 UNJF-3B	1-1/16	1-1/8

Non-floating type, with Nylon insert locking device. 250 degrees Fahrenheit maximum temperature.



	Thd Size	Dia	Lg
00-638-5730	3/4-24 UNJF-3B	1-7/32	1-7/32

Steel Composition, Cadmium treated. Floating type with dry film lube.

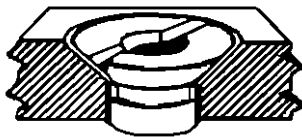
	Thd Size	Dia	Lg
01-232-3542	1/4-28 UNF-3B	17/32	5/8

CLASS 5310

	Thd Size	Dia	Lg
00-839-2017	5/16-24 UNJF-2B	19/32	11/16

Nonfloating, with metallic designed locking nut. 550 degree Fahrenheit temperature rating.

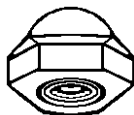
Steel Composition, Cadmium treated. .826 head diameter.



	Thd Size	Dia	Lg
00-289-0241	No.10-32 UNF-3B	5/16	5/16

NUT, SELF-LOCKING, CAP

Steel, with Nylon locking insert. UNF-3B thread. 250 degrees Fahrenheit temperature rating.



	Thd Size	H
00-222-4246	No.10-32	11/32

With fiber locking insert.

	Thd Size	H
00-141-1767†	3/8-16 UNC-3B	23/32
00-141-1768*	5/8-11 UNC-3B	1-1/8

* Chamfered
† Washer faced

Steel, CRES, with Copper Alloy locking insert. Washer faced.

	Thd Size	H
01-227-6239	5/8-12UN-2B	1

NUT, SELF-LOCKING, CASTELLATED HEXAGON

Nickel Alloy, Chamfered. Plastic locking insert.

	Thd Size	H
00-605-2146	1/2-13 UNC-3B	9/16

With metal locking feature, 392 degrees Fahrenheit temperature rating.

	Thd Size	H
99-100-6050	5/16-24 UNF-3B	21/64

NUT, SELF-LOCKING, CLINCH

Steel Composition, Passivated. With Nylon locking insert. 350 degrees Fahrenheit temperature rating.

	Thd Size	H
00-827-9286	No.4-40 UNC-3B	5/32

NUT, SELF-LOCKING, DOUBLE HEXAGON

DOUBLE HEXAGON NUTS, WITH ALL METAL LOCKING DEVICE. Thread size, and maximum nut height shown below.



Steel, Cadmium treated. 500 degrees Fahrenheit temperature rating, chamfered face.

	Thd Size	H
00-067-7775	9/16-18 UNF-3B	7/16

Steel Composition, Cadmium treated. Chamfered or washer faced. 450 degrees Fahrenheit rating.

	Thd Size	H
01-008-9345	5/16-24 UNJF-3B	1/4

NUT, SELF-LOCKING, EXTENDED WASHER, DOUBLE HEXAGON

EXTENDED WASHER DOUBLE HEXAGON NUTS. For use at various temperatures. Thread size, nut height and washer diameter nominal dimension listed.

Iron Alloy. Passivated. 900 degree temperature rating. Dry film lubricant.

	Thd Size	H	OD
00-173-7584	No.10-32 UNJF-3B	.245	.306

Iron Alloy, Silver surface treatment. 1200 degrees Fahrenheit temperature rating.

	Thd Size	H	OD
00-815-1041	No.10-32 UNJF-3B	.347	.375
00-998-8382	No.10-32 UNJF-3BG	.347	.375
00-975-1618*	1/4-28 UNJF-3BG	.286	.404
00-685-1744	1/4-28 UNJF-3B	.405	.437
00-964-6781	1/4-28 UNJF-3B	.403	.443
00-058-6430	5/16-24 UNJF-3B	.345	.515
00-783-0075	5/16-24 UNJF-3B	.470	.536

* Temperature not rated

Nickel Alloy, Silver surface treatment.

	Thd Size	H	OD
00-934-0012	1/4-28 UNJF-3B	.323	.410
00-151-9074*	5/16-24 UNJF-3B	.352	.515

* Temperature not rated

Steel.

	Thd Size	H	OD
00-123-2499	5/8-18 UNF-3B	.650	1.050
00-950-8468*	3/4-16 UNF-3B	.781	1.245

* 1000 degrees Fahrenheit temperature rating.

Steel Composition, Cadmium treated. 550 degrees Fahrenheit temperature rating.

	Thd Size	H	OD
00-688-2069	1/4-28 UNF-3B	.321	.437

Steel Composition, Cadmium treated. 450 degrees Fahrenheit temperature rating.

	Thd Size	H	OD
00-272-6423	1/4-28 UNF-3B	.353	.531

Steel, Composition. Cadmium treated. 90 degree countersunk angle.

	Thd Size	H	OD
00-431-0618	32 UNJF-3BG	.242	—

Steel, Cadmium treated. Dry film lubricant, 450 degree Fahrenheit temperature rating.

	Thd Size	H	OD
01-063-1759	1-1/4-12 UNJF-3B	1.370	1.875

Steel Composition, Cadmium treated. Soluble lubrication. 450 degree Fahrenheit temperature rating.

	Thd	H	OD
00-811-8050	5/16-24 UNJF-3B	.359	.546
00-062-9602*	5/8-18 UNJF-3B	.671	1.046

* Rockwell hardness rating 36 nominal.

Steel, Cadmium treated. 450 degree temperature rating.

	Thd	H	OD
00-915-1212	5/16-24 UNJF-3B	.406	.593
00-685-6779	3/8-24 UNJF-3B	.462	.687
00-825-2945*	7/16-20 UNJF-3B	.650	.745

* Temperature not rated

Steel, Cadmium treated. Plastic-Polyamide locking inserts, 520 degree temperature rating.

	Thd	H	OD
00-269-6797	5/16-24 UNJF-3B	.396	.588
00-297-3721	1/2-20 UNJF-3B	.563	.870

Steel, Cadmium and Chromate treated.

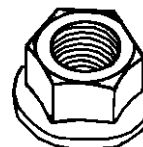
	Thd	H	OD
01-065-6542	5/16-24 UNJF-3B	.359	.515

Steel Composition, Silver treated. 800 degree temperature rating.

	Thd	H	OD
00-530-9927	5/16-24 UNF-3B	.354	.536

NUT, SELF-LOCKING, EXTENDED WASHER, HEXAGON

EXTENDED WASHER HEXAGON NUTS WITH ALL METAL LOCKING DEVICE. For use at various temperatures. Thread size and nut height, nominal dimension shown below.



Iron Alloy, Silver Plated. 800 degree Fahrenheit maximum temperature rating.

NUT, SELF-LOCKING, HEXAGON

	Thd	H
00-878-3292	No. 4-40 UNJC-3B	.114
00-878-3291	No. 6-32 UNJC-3B	.128
00-878-7196	No. 8-32 UNJC-3B	.156
00-844-3302	No. 10-32 UNF-3B	.171
00-844-4872	1/4-28 UNJF-3B	.192
00-881-0944	5/16-24 UNJF-3B	.258
00-881-0943	3/8-24 UNJF-3B	.274

Iron Alloy, Silver treatment. 900 degree Fahrenheit temperature rating.

	Thd	H
00-113-4205	No.10-32 UNJF-3B	.171
00-719-5570	1/4-28 UNF-3B	.212

Nickel, Silver treatment. 850 degrees Fahrenheit temperature rating. Dry film lubricant.

	Thd	H
00-009-0683	1/4-28 UNJF-3B	.212

Steel, Cadmium Plated. 450 degrees Fahrenheit maximum temperature rating.

With dry film lubricant.

	Thd	H
00-880-7010	No.2-56 UNJC-3B	.090
00-807-1471	No.4-40 UNJC-3B	.114
00-807-1472	No.6-32 UNJC-3B	.128
00-807-1473	No.8-32 UNJC-3B	.156
00-807-1474	No.10-32 UNJF-3B	.171
00-807-1475	1/4-28 UNJF-3B	.216
00-807-1476	5/16-24 UNJF-3B	.258
01-055-3854	5/16-24 UNJF-3B	.194
00-090-4136	5/16-24 UNJF-3B	0.328
00-052-6754*	7/16-20-3B	0.313
01-055-3853	3/8-24 UNJF-3B	.219
00-807-1477	3/8-24 UNJF-3B	.275

* Steel or Iron Alloy 660 overall

With soluble lubricant.

	Thd	H
00-058-1823	No.2-56 UNJC-3B	.090
00-811-6419	No.4-40 UNJC-3B	.114
00-807-1465	No.6-32 UNJC-3B	.128
00-807-1466	No.8-32 UNJC-3B	.156
00-807-1467	No.10-32 UNJC-3B	.171
00-807-1468	1/4-28 UNJF-3B	.216
00-807-1469	5/16-24 UNJF-3B	.258
00-810-1786	3/8-24 UNJF-3B	.274

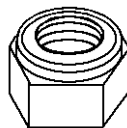
Steel, CRES Passivated 550 degrees Fahrenheit temperature rating.

	Thd	H
00-813-6950	No.2-56 UNC-3B	.090
00-845-2359	No.4-40 UNC-3B	.114
00-878-9518	No.6-32 UNC-3B	.126
00-845-5030	No.8-32 UNC-3B	.141
00-894-3637	1/4-28 UNF-3B	.212

Iron Alloy, Passivated. 450 degrees Fahrenheit temperature rating. Dry film lubricant. Non Spec Item.

	Thd	H
00-894-3638	No. 10-32 UNF-3B	.169

Self-locking hexagon nuts chamfered or washer faced. For use at various temperatures. Thread size, maximum nut height.



Steel overall. No rating for temperature or hardness. Thread quantity per inch, 28, class 3B, right-hand. Chamfered bearing surface. Nut height, 0.302 inches minimum and 0.322 inches maximum. Width across flats, 0.430 inches minimum and 0.439 inches maximum. Locking feature, Prevailing Torque All Metal Design.

00-172-6922

250 DEGREES. FAHRENHEIT MAXIMUM TEMPERATURE RATING WITH NYLON LOCKING INSERTS.

Aluminum Alloy Anodized or Chromate treated.

	Thd	H
00-857-5548	No.4-40 UNJC-3B	.157
00-857-5547	No.6-32 UNJC-3B	.188
00-060-2039	No.8-32 UNJC-3B	.281
00-877-5798	10-32 UNJF-3B	.281
00-857-4960	1/4-28 UNJF-3B	.360
01-391-9887*	3/8-24 UNJF-3B	.390

* Corrosion Resistant Steel CRES

Steel, Cadmium treated.

	Thd	H
00-088-0551	No.4-40 UNC-3B	.157
00-081-8087	No.6-32 UNJC-3B	.188
00-811-3494	No.8-32 UNJC-3B	.281
00-877-5797	No.10-32 UNJF-3B	.281
00-877-5796	1/4-28 UNF-3B	.360
00-088-0553	5/16-24 UNJF-3B	.360
00-950-0039	3/8-24 UNJF-3B	.469
00-088-0552	7/16-20 UNJF-3B	.469
00-877-5795	1/2-1/220 UNF-3B	.609
00-982-6809	5/8-18 UNJF-3B	.766
00-982-6810	3/4-16 UNJF-3B	.891
00-497-3895	7/8-14 UNJF-3B	1.016

Steel Composition, Passivated.

	Thd	H
00-982-4999	No.4-40 UNJC-3B	.157
00-982-6813	No.6-32 UNJC-3B	.188
00-982-6814	No.8-32 UNJC-3B	.281
00-208-9255	No.10-32 UNJF-3B	.281
00-889-2589	1/4-28 UNJF-3B	.360
00-857-4959	3/8-24 UNJF-3B	.469
00-982-4973	1/2-20 UNJF-3B	.610
00-267-9974	3/4-16 UNJF-3B	.891

Aluminum Alloy, anodized.

	Thd	H
00-905-3081	No.10-32 UNJF-3B	.188

Steel, Cadmium treated.

	Thd	H
00-925-9645	No.4-40 UNJC-3B	125

	Thd	H
00-905-8451	No.6-32 UNJC-3B	.141
00-941-6019	No.8-32 UNJC-3B	.188
00-902-6676	No.10-32 UNJF-3B	.188
00-903-8282	1/4-28 UNJF-3B	.219
00-660-3381	5/16-24 UNJF-3B	.266
00-926-1852	3/8-24 UNJF-3B	.282
00-902-7846	7/16-20 UNJF-3B	.328
00-902-9369	1/2-20 UNJF-3B	.328
00-943-9897	9/16-18 UNJF-3B	.375
00-925-9642	5/8-18 UNJF-3B	.407
00-939-0783	3/4-16 UNJF-3B	.422

Steel Composition, Passivated.

	Thd	H
00-939-0849	No.4-40 UNJC-3B	.125
00-925-9646	No.6-32 UNJC-3B	.141
00-939-0850	No.8-32 UNJC-3B	.188
00-926-1835	No.10-32 UNJF-3B	.188
00-897-6145	1/4-28 UNJF-3B	.219
00-956-4549	3/8-24 UNJF-3B	.282
00-947-1380	1/2-20 UNJF-3B	.328

Nickel Alloy.

	Thd	H
00-031-0920	1/4-20 UNC-3B	.360
00-701-5786	3/8-16 UNC-3B	.468
00-245-3504	1/2-13 UNC-3B	.610
00-245-8815	1/2-20 UNF-3B	.610
01-004-6946	5/8-11 UNC-3B	.766
00-006-2250	3/4-10 UNC-3B	.891
00-245-3505	7/8-9 UNC-3B	1.016
00-042-4968	1-8 UNC-3B	1.042
01-041-2868	1-1/8-7 UNC-3B	1.198
00-004-4583	1-1/4-7 UNC-3B	1.454
01-044-7273	1-1/2-6 UNC-3B	1.640

Steel, Cadmium and Chromate.

	Thd	H
00-088-1251	1/4-20 UNC-2B	.328
00-984-3806	5/16-18 UNC-2B	.359
00-087-4652	3/8-16 UNC-2B	.469
00-959-1488	3/8-24 UNF-2B	.337
00-225-6993	1/2-13 UNC-2B	.609

Steel Composition, Cadmium treated.

	Thd	H
00-689-3877	No.10-24 UNC-3B	.281
00-483-8792	1/4-20 UNC-3B	.360
00-245-3424	5/16-18 UNC-3B	.360
00-483-8790	3/8-16 UNC-3B	.469
00-595-7421	1/2-13 UNC-3B	.610
00-245-3419	5/8-11 UNC-3B	.766
00-519-6630	3/4-10 UNC-3B	.891

Steel, Cadmium treated. All metal design, 550 degrees Fahrenheit temperature rating.

	Thd	H
00-515-8772	1/4-28 UNF-3B	.328

Steel, Cadmium treated. 250 degrees Fahrenheit temperature rating.

	Thd	H
00-497-3889	No.6-40 UNF-2B	.188

Steel, CRES Passivated.

CLASS 5310

	Thd	H
00-727-5223	1/4-20 UNC-3B	.296

	Thd	H
00-245-8825	1/4-20 UNC-3B	.296
00-241-6640*	3/8-16 UNC-3B	.421
00-241-6667	1/2-13 UNC-3B	.546
00-245-8826	5/8-11 UNC-3B	.624

* Steel Composition.

CORROSION RESISTANT STEEL Composition 316. UNC 3B right hand thread. Plastic polyimide locking insert. A-12 Hexagon style head. Thread size, Height, width, in inches.

	Thd	H	W
01-385-5842	.164	.250	.340
01-389-8002	.190	.245	.372
01-389-6996	.250	.250	.435
01-389-7992	.312	.315	.497
00-391-9846	.375	.375	.560
01-385-3803*	.500	.593	.746
01-398-2189	.625	.747	.934
01-391-9841	.750	.872	1.058
01-389-6008	.875	.990	1.245

* Metallic locking feature for high temperature end use.

Steel Composition, Passivated.

	Thd	H
00-176-6341	No.6-32 UNC-3B	.188
00-176-6333	No.8-32 UNC-3B	.281
00-436-3290	No.10-24 UNC-3B	.281
00-241-6604	1/4-20 UNC-3B	.360
00-241-6606	5/16-18 UNC-3B	.360
00-050-6646	3/8-16 UNC-3B	.469
00-411-4385	1/2-13 UNC-3B	.610
00-406-7240	5/8-11 UNC-3B	.766
00-241-6609	3/4-10 UNC-3B	.891

450 DEGREES FAHRENHEIT MAXIMUM TEMPERATURE RATING WITH ALL METAL LOCKING DEVICE.

Steel, Cadmium treated.

	Thd	H
00-889-2549	No.8-32 UNJC-3B	.250
00-061-7326	No.10-32 UNJF-3B	.250
00-061-7325	1/4-28 UNJF-3B	.328
00-982-4912	5/16-24 UNJF-3B	.360
00-982-4908	3/8-24 UNJF-3B	.469
00-062-4954	1/2-20 UNJF-3B	.610
00-982-5009	5/8-18 UNJF-3B	.766

Steel, Cadmium treated.

	Thd	H
00-449-2378	1/2-20 UNJF-3B	.328

Steel, Cadmium treated. Provided with internal wrenching feature.

	Thd	H
00-680-4892	No. 10-32 UNJF-3B	.188

Steel, CRES Dry film lube.

	Thd	H
00-982-5000	No. 4-40 UNC-3B	.157
00-263-2862	No. 10-32 UNJF-3B	.250
00-823-8835	5/16-24 UNJF-3B	.360

Steel, CRES, Passivated.

	Thd	H
00-982-5003	No.6-32 UNJC-3B	.188
00-059-9264	3/8-24 UNJF-3B	.469
00-857-5561	7/16-20 UNJF-3B	.469

550 DEGREE FAHRENHEIT MAXIMUM TEMPERATURE RATING WITH ALL METAL LOCKING DEVICE.

Steel, Corrosion Resisting, Passivated.

	Thd	H
00-285-5635	1/4-20 UNC-3B	.320

800 DEGREES FAHRENHEIT MAXIMUM TEMPERATURE RATING WITH ALL METAL LOCKING DEVICE.

Steel, CRES, Silver Plated.

	Thd	H
00-059-9263	No.10-32 UNF-3B	.250
00-059-9265	1/4-28 UNF-3B	.328
00-059-9266	5/16-24 UNF-3B	.360
00-982-4971	3/8-24 UNF-3B	.469
00-982-4975	1/2-20 UNF-3B	.610

1200 DEGREE FAHRENHEIT TEMPERATURE RATING with all metal locking device. Steel, CRES, silver plated. marked with 12 on one flat.

	Thread	H
00-208-4026	No.10-32 UNJF-3B	.250
00-298-2747	1/4-28 UNJF-3B	.328
00-208-4023	5/16-24 UNJF-3B	.360
00-297-8380	3/8-24 UNJF-3B	.469

NON-SPEC ITEMS

UNRATED NYLON LOCKING INSERTS.

Steel.

	Thd	H
00-607-1328*	3/8-24 UNF-3B	.456

* Left Hand Thread.

UNRATED METAL LOCKING INSERTS

Iron Alloy. Silver treated.

	Thd	H
01-063-5071	5/16-18 UNC-2B	.353
00-107-2229*	5/16-24 UNF-3B	.340

* dry film lube

Steel, Cadmium treated.

	Thd	H
00-525-2028	1-14 UNS-3B	.438

Steel, Silver Plated.

	Thd	H
00-913-2420	No.10-32 UNJF-3B	.250

250 DEGREES Fahrenheit MAXIMUM TEMPERATURE RATED WITH NYLON INSERTS.

Aluminum Alloy, Anodized.

	Thd	H
00-622-1724	No.2-56 UNC-3B	.095
00-614-3500	No.4-40 UNC-3B	.110

Copper Alloy.

	Thd	H
00-050-3277	3/8-16 UNC-3B	.562

Nickel Alloy.

	Thd	H
00-205-7837	5/16-18 UNC-3B	.438
00-171-2651	3/8-16 UNC-3B	.561
00-205-7840	1/2-13 UNC-2B	.703
00-616-1586	5/8-11 UNC-3B	.859
00-904-2344	5/8-11 UNC-3B	A/A
00-205-7842	3/4-10 UNC-3B	1.015
00-205-7844	1-8 UNC-3B	1.312

Steel, Cadmium Plated.

	Thd	H
00-427-6552	5/8-18 UNJF-3B	.765

250 DEGREES MAXIMUM TEMPERATURE RATING WITH ALL METAL LOCKING DEVICE.

Steel Composition, Zinc Coated.

	Thd	H
00-017-5121	5/16-18 UNJC-3B	.359
00-014-5855	3/8-16 UNJC-3B	.468

450 DEGREES FAHRENHEIT MAXIMUM TEMPERATURE RATING WITH ALL METAL LOCKING INSERT.

Steel, CRES.

	Thd	H
00-232-0763	No.2-56 UNJC-3B	.107

550 DEGREES FAHRENHEIT MAXIMUM TEMPERATURE RATING WITH ALL METAL LOCKING DEVICE.

Steel, Cadmium or Zinc Plated.

	Thd	H
00-982-4906	7/16-20 UNF-3B	.469

Steel Composition, Cadmium treated.

	Thd	H
00-721-5980*	1/4-28 UNF-3B	.203
01-070-0928†	5/16-24 UNF-3B	.360

* 2 holes
† 3 holes

750 DEGREES FAHRENHEIT MAXIMUM TEMPERATURE RATING WITH ALL METAL LOCKING DEVICE.

Steel, CRES, Passivated. Soluble lubricant.

	Thd	H
00-853-4090	5/8-11 UNC-2B	.634

875 DEGREES Fahrenheit TEMPERATURE RATING WITH ALL METAL LOCKING DEVICE.

Steel, Corrosion Resisting. Dry film lubricant.

Thd H
00-796-4415 1/4-28 UNJF-3B .297

1400 DEGREES Fahrenheit MAXIMUM TEMPERATURE RATING WITH ALL METAL LOCKING DEVICE.

Steel

Thd H
00-558-7456 No.10-32 UNF-2B .250

2552 DEGREES Fahrenheit MAXIMUM TEMPERATURE RATING WITH ALL.

METAL LOCKING DEVICE.

Steel, CRES, Passivated.

Thd H
00-558-7455 No.8-32 UNC-2B .234

NUT, SELF-LOCKING, KNURLED

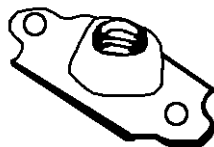
Steel Composition, Passivated, with all metal locking device.



Thd H
00-431-6773 1/4-20 UNF-3B .409

NUT, SELF-LOCKING, PLATE

Steel, Cadmium Plated self-locking plate nut with all metal locking device. 450 degrees Fahrenheit maximum temperature. Dry film lubricant. Two lug, floating nut length, height, plate width, and center to center mounting hole distance noted in inches.



Iron Alloy, Passivated.

00-771-7406 No.10-32 UNJF-3B .739 lg x .250 H x .353 W x .500 CC.

00-771-7359 1/4-28 UNJF-3B .801 in. lg x .281 H x .425 W x .562 CC.

00-764-2391* No.10-32 UNJF-3B .739 lg x .250 H x .353 W x .500 CC.

* Soluble lubricant

00-764-2392* 1/4-28 UNJF-3B .801 lg x .281 H x .425 W x .562 CC.

00-784-8145 1/4-28 UNJF-3B .801 lg x .281 H x .425 W x .562 CC.

* Soluble lubricant

00-728-7715 No.8-32 UNJC-3B .692 lg x .250 H x .263 W x .468 CC.

00-728-7716 No.10-32 UNJF-3B .724 lg x .250 H x .313 W x .500 CC.

Iron Alloy, Passivated.

00-779-6625 No.10-32 UNJF-3B .948 lg x .250 H x .353 W x .688 CC.

00-777-5787 No.8-32 UNJC-3B .948 lg x .250 H x .353 W x .688 CC.

00-778-2655* No.10-32 UNJF-3B .948 lg x .250 H x .353 W x .688 CC.

00-777-5791 No.10-32 UNJF-3B .948 lg x .250 H x .353 W x .688 CC.

00-777-5793 1/4-28 UNJF-3B 1.292 lg x .281 H x .436 W x 1.000 CC.

00-881-0715 3/8-24 UNJF-3B 1.292 lg x .344 H x .577 W x 1.000 CC.

* Soluble lubricant

00-764-7282 No. 10-32 UNJF-3B .948 lg x .250 H x .318 W x .688 CC.

00-764-7283 1/4-28 UNJF-3B 1.260 lg x .281 H x .394 W x 1.000 CC.

IRON ALLOY, Silver Plated self-locking plate nut with all metal locking device. 800 degrees Fahrenheit maximum temperature rating.

00-775-2567 No. 10-32 UNJF-3B .739 lg x .250 H x .353 W x .500 CC.

00-783-4174 No.10-32 UNJF-3B .948 lg x .250 H x .353 W x .688 CC.

00-780-1044* No.10-32 UNJF-3B .948 lg x .250 H x .353 W x .688 CC.

* Countersunk mounting holes

Non Spec Items. Steel, Passivated. Dry film lubricant. 2 mounting holes.

00-510-6236 No.10-32 UNJF-3B .805 lg x .390 H x .430 W x .590 CC, Yellow color

SELF-LOCKING PLATE NUT WITH ALL METAL LOCKING DEVICE, SINGLE LUG, FLOATING NUT 2 HOLES.



Iron Alloy, Passivated. 450 degrees Fahrenheit temperature rating. Dry film lube.

00-778-9160 No.10-32 UNJF-3B 1.051 lg x .250 H x .356 W x .312 CC.

00-283-4619* 1/4-28 UNJF-3B 1.292 in. lg x .028 in. H x .574 in. W x 1.000 CC

* Non Spec Item

Steel, Cadmium Plated. 450 degrees Fahrenheit temperature rating. Dry film lube with a floating nut.

00-772-3720 3/16-32 UNJF-3B .739 in. lg x .250 in. H x .353 in. W x .500 CC.

Steel, Cadmium Plated. 450 degrees Fahrenheit temperature rating. Dry film lube.

00-021-3884* No.10-32 UNJF-3B .521 lg x .250 H x .313 W x .219 CC.

* Holes off-center parallel to screw hole.

00-778-9480 No.10-32 UNJF-3B 1.051 lg x .250 H x .356 W x .312 CC.

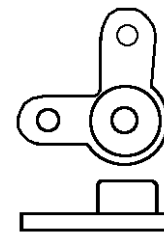
00-778-9482 1/4-28 UNJF-3B, 1.306 lg x .281 H x .440 W x .312 CC.

00-773-8635 No.10-32 UNJF-3B .950 lg x .250 H x .318 W x .312 CC.

Iron Alloy, Silver Plated. 800 degrees Fahrenheit temperature rating.

00-779-3601 No.10-32 UNJF-3B. 1.051 lg x .250 H x .356 W x .312 CC.

SELF-LOCKING PLATE NUT WITH ALL METAL LOCKING DEVICE, DOUBLE LUG, FIXED NUT.



Steel, Cadmium Plated.

Dry film lube. 450 degrees Fahrenheit temperature rating.

00-761-4221 No.10-32 UNF-3B .526 lg x .250 H x .250 CC.

00-761-6830 1/4-28 UNJF-3B .603 lg x .281 H x .281 CC

00-779-6594 No.10-32 UNJF-3B .653 lg x .250 H x .344 CC.

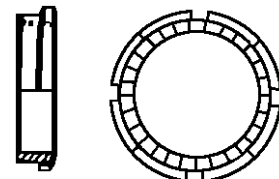
Non Spec Item.

Iron Alloy. Dry film lube, Yellow color.

01-025-4391 1/4-28 UNF-2B, 1.038 lg x .339 H, .707 CC.

NUT, SELF-LOCKING, ROUND

Steel, Composition with Plastic Polyamide insert. UNS thread. Non Spec Items.



4 DRIVE POINTS

	Thd	Thk	OD
01-110-7915	No.46-32	.406	1.125
01-057-9352	25/32	.532	1.367
01-056-2966	31/32	.469	1.554
01-059-0262	1-11/64-18	.469	1.742
01-053-7004	1-3/8-18	.500	2.054
01-054-2554	1-9/16-18	.516	2.242

CLASS 5310

	Thd	Thk	OD
01-054-2555	1-49/64-18	.516	2.523
01-057-9350	1-31/32-18	.719	2.680
01-058-4659	2-5/32-18	.719	2.961
00-115-9398	2-7/16-16	.320	3.125
01-057-9353	2-23/64-18	.594	3.148
01-063-1758	2-35/64-18	.641	3.367
01-057-9351	3-11/32-18	.922	4.398

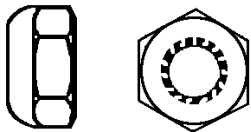
12 DRIVE POINTS

Steel Composition, Cadmium and Chromate treatment 450 degree temperature rating. Soluble lubricant.

	Thd	Thk	OD
01-135-4159	9/16-18 UNJF-3B	.933	.680

NUT, SELF-LOCKING, SINGLE BALL SEAT, HEXAGON

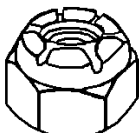
Steel, Cadmium treatment, dry film lubricant. 450 degree temperature rating.



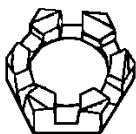
	Thd	H	Radius
00-137-3036	5/16-24 UNJF-3B	.311	.344

NUT, SELF-LOCKING SLOTTED HEXAGON

Steel, Cadmium Plated self-locking slotted hexagon nuts with Nylon insert locking device. 250 degrees Fahrenheit maximum temperature rating. Chamfered or washer faced. UNJF-3B thread. Thread size, maximum nut height.



	Thd	H
00-785-1755	No.10-32	.265
00-961-8390	1/4-28	.296
00-900-9421	5/16-24	.343
00-961-8391	3/8-24	.421
00-961-8392	7/16-20	.468
00-871-8758	1/2-20	.578
00-455-6881	5/8-18	.734



	Thd	H
00-066-4289	No.10-32	.203
00-226-3911	1/4-28	.203
00-961-8393	5/16-24	.203
00-961-8394	3/8-24	.234
00-961-8395	7/16-20	.234

	Thd	H
00-961-8396	1/2-20	.265
00-111-3813	5/8-18	.328
00-047-2965	3/4-16	.390

Iron Alloy 660, Silver surface treatment

	Thd	H
00-047-2394	3/8-24	0.406
00-047-2391	1/4-28	0.281

NUT, SELF- LOCKING, SPLINE

Steel Composition, Cadmium and Chromate treated. 85 degree countersunk angle. 450 degree temperature rating.

	Thd	H
01-092-0238	3/8-24 UNJF-3B	.455

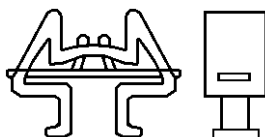
Non Spec Item.

Iron Alloy. Dry film lubricant.

	Thd	H
00-109-9007	1/4-28 UNJF 3B	.333
00-454-1513	3/8-24 UNJF-3B	.463

NUT, SHEET SPRING

CLIP-IN TYPE SPRING NUTS. For mounting instruments on aircraft instrument panels. Bronze cage with Copper Alloy nut, Cadmium Plated. Non-magnetic type. .671 length by .281 width. Height above panel as indicated. For use with No. 6-32 machine screw. Thickness of panel accommodated, nut height and Spec type are listed below.



	Thk	H
00-208-3467	.062	.438
00-208-3468	.187	.562
00-596-4274*	.187	A/A

* No.10-24 machine screw.

Mil Std MS33737.

	Thk	H
00-208-4736	.125	.500
00-573-7616	.187	.562
00-875-9664	.250	.625
00-241-1075	.375	.750

NUT, SLEEVE

ALUMINUM ALLOY, ANODIZED. Flange .344 inch diameter by .062 inch thick. Nut .219 inch diameter by .640 inch length, .484 inch depth by .168 inch diameter counter bored. SPECIAL FEATURE: 2 half-moon slots located at 190 degrees on flange outside diameter .047 inch depth with .047 inch radius .062 inch width.

00-373-4954	No.8-32 UNC-2B	R/H
-------------	----------------	-----


Steel overall. UNF thread size 0.190 nominal

inches. 32 per inch, 2B right-hand. No rating for temperature or hardness. Flange diameter, 0.578 inches nominal. Flange thickness, 0.125 inches nominal. Nut diameter, 0.314 inches nominal. Nut length, 0.188 inches nominal.

00-145-2329

PUSH ON NUT

Steel Cadmium Plated. Speed locknut used for quick assembling. Diameter of mating member, outside diameter and material thickness listed in inches.



	ID	OD	Thk
01-203-5149	.201	.375	.020
00-061-2067	.305	.520	.025
00-942-5139	.300	.510	.015
00-756-8141	.312	.516	.020
01-067-3419	.344	.500	.016

Steel.

	ID	OD	Thk
00-063-9097	.250	.522	.010

WASHER ASSORTMENT

ASSORTED SPRING STEEL LOCK 10 each of 3/16; 22 each of 1/4, 5/16 and 3/8; 8 each of 7/16; 10 each of 1/2; 6 each of 5/8. Per box.

00-209-2312

WASHER, CONVEX

Copper Alloy SPECIAL FEATURES: 1.438 inch diameter by .250 inch depth counter bored on beveled side; .312 inch width by .156 inch depth slot on face.

	ID	OD	Thk
00-733-9090	1.031	1.812	.500

Steel, Cadmium or Zinc Plated. Quenched in oil and case hardened.

	ID	OD	Thk
00-276-3015	.406	.750	.108

Steel.

	ID	OD	Thk
00-276-3018*	.460	.880	.120
00-833-2583	1.562	2.500	.375

* case hardened

WASHER, FINISHING

Aluminum Alloy, Anodized. Recessed angle 100 nominal degrees. Inside diameter, outside diameter, material thickness and overall height listed in inches.

	ID	OD	Thk	H
01-044-5989	.191	.625	.032	.094
00-884-3977	.202	.632	.016	.099
00-981-3884	.212	.632	.025	.101

Steel, Phosphate treated.

	ID	OD	Thk	H
00-221-3108	.200	.750	.050	.196

WASHER, FLAT

ROUND METALLIC FLAT WASHERS.
Aeronautical washers. Inside diameter, outside diameter and thickness listed in inches.

Aluminum Alloy, Anodized or Chromate treated.

1/64 Thick.

	ID	OD
00-183-4357	.105	.250
01-102-8473	.125	.318
00-187-2397	.125	.312
00-187-2398	.149	.375
01-147-5361	.149	.382
01-125-1225	.174	.375
00-184-9002	.174	.375
00-184-8987	.175	.382
00-167-0752*	.203	.438
01-215-7315	.203	.445
01-172-7118	.203	.445
01-105-7241	.203	.445
00-771-6827	.250	.438
01-134-5792	.265	.507
00-184-9001	.265	.507
00-167-0754	.265	.507
00-184-8980	.328	.562
00-187-2395	.390	.632
00-184-8979	.390	.632
00-184-8985	.453	.757
00-184-8986	.453	.757
00-188-7723	.578	1.069
00-183-4362	.640	1.195
00-187-2396	.765	1.319
00-187-2394	1.015	1.757

* Not anodized

1/32 Thick.

	ID	OD
00-515-9371	.105	.257
00-810-7199	.125	.312
01-168-0882	.125	.319
01-352-9561	.149	.382
00-167-0738	.149	.382
01-169-9627	.163	.380
00-184-8966	.174	.382
00-167-0739	.174	.382
01-123-5639	.174	.382
00-660-2215*	.250	.359
00-043-2099	.390	.995

* Non Spec Item

3/32 Thick.

	ID	OD
01-137-8983	.765	1.312
00-187-2405	.890	1.507
00-187-2406	1.015	1.757

1/16 Thick.

	ID	OD
00-851-0913*	.203	.445
01-134-5794	.203	.445
00-183-4406	.203	.445
01-106-5271*	.203	.445
00-167-0740*	.250	.500
00-791-8501	.265	.500
01-115-3435*	.265	.500
01-145-3153	.265	.507
00-167-1724*	.328	.562
01-199-1354	.328	.569
00-167-1726*	.390	.625
01-129-0607	.390	.632
00-187-2400	.390	.632
01-369-5701	.515	.882
00-187-2402	.578	1.069

* Not anodized.

Copper Alloy, Uncoated.

1/32 Thick.

	ID	OD
00-193-9695	.328	.500

3/32 Thick.

	ID	OD
00-194-7291	.562	1.188

1/16 Thick.

	ID	OD
00-167-0702	.265	.507
00-595-6852	.453	.750
00-167-0706	.515	.882
01-430-8843	.516	.945

Non Spec.

	ID	OD	Thk
00-275-6635	.510	.812	.031
00-044-6234	.562	1.250	-

Iron Alloy.

1/32 Thick.

	ID	OD
01-200-6068	.273	.438

Steel, Cadmium Plated.

1/64 Thick.

	ID	OD
00-167-0831	.125	.319
00-167-0832	.149	.382
00-167-0833	.174	.382

1/32 Thick.

	ID	OD
00-167-0816	.149	.382
00-515-8058	.174	.382
00-167-0834	.203	.445
00-167-0835	.265	.507
00-167-0836	.328	.569
00-167-0837	.390	.632
00-167-0838	.453	.757
00-167-0839	.515	.882
00-167-0841	.640	1.195
00-167-0842	.765	1.319

1/16 Thick.

	ID	OD
00-167-0818	.203	.445
00-579-1871*	.250	.359
00-141-1795	.265	.507
00-281-1403*	.265	.875
00-167-0820	.328	.569
00-167-0821	.390	.632
01-016-4871†	.390	.632
00-167-0822	.453	.757
00-167-0823	.515	.882
00-167-0824	.578	1.069
00-167-0825	.640	1.195

* Non Spec

† SPCC HX quality control item

3/32 Thick.

	ID	OD
00-167-0826	.765	1.319
00-167-0827	.890	1.507
00-167-0828	1.015	1.757
00-271-3233	1.140	1.882

Steel, CRES, Passivated.

1/64 Thick.

	ID	OD
00-584-3782	.125	.259
00-595-6425*	.125	.319
00-638-9857	.149	.382
00-515-7449	.265	.507

* Not Passivated

1/32 Thickness.

	ID	OD
00-167-0797*	.105	.257
00-531-9514	.149	.382
00-685-3744	.174	.382
00-989-0640†	.200	.359
00-167-0812	.203	.445
00-515-7449	.265	.507
00-167-0814	.328	.569
00-183-4355*	.390	.632
00-306-3167	.515	.882
00-282-6907*	.640	1.195
00-595-6607	.765	1.319
00-551-8089*	.890	1.507

* Not Passivated

† NAS 620

1/16 Thick.

	ID	OD
00-167-0801*	.203	.445
00-531-9515	.265	.507
00-167-0803*	.328	.569
00-167-0804	.390	.632
00-167-0805*	.453	.757
00-167-0806	.515	.882
00-167-0808*	.640	1.195

* Not Passivated

3/32 Thickness.

	ID	OD
00-167-0809*	.765	1.319

* Not Passivated

Steel, Black Oxide finish.

CLASS 5310

1/16 Thickness.

	ID	OD	Thk
00-146-7074	.328	.569	
00-584-1421	.578	.859	.031
00-116-0081	.594	.938	.031
00-209-1761	.600	.812	.032
01-244-4517	.781	1.250	.063

ENGINE AND PROPELLER WASHERS

Steel Composition, CRES.

	ID	OD	Thk
00-938-8387	.276	.500	.032
00-938-8386	.463	.750	.032

Steel Composition, Nickel-Cadmium Plated.

	ID	OD	Thk
00-188-3744	.216	.438	.062
00-194-0637	.278	.500	.062
00-194-0636	.340	.625	.062
00-184-8974	.403	.750	.078
00-184-8973	.465	.875	.094

GENERAL PURPOSE WASHERS

Aluminum Alloy, Anodized.

	ID	OD	Thk
00-550-5009	.126	.313	.032

Copper Alloy, Non Spec Items.

	ID	OD	Thk
00-350-2796	.162	.250	.032
00-599-5616	.256	.435	.028
00-193-9706	.312	.438	.031
01-058-4661	.317	.812	.125
00-655-9477	.380	.886	.084
00-147-6526*	.393	.625	.031
00-875-8249	.500	.775	.125
00-264-0723	.510	1.000	.203
00-955-6655	.530	1.188	.188
00-194-0877	.531	.812	.031
00-194-0924	.625	.844	.062
00-037-6902	.625	.875	.032
00-595-6096	.635	1.625	.375
00-197-4144	.641	.875	.062
00-197-4169	.688	1.125	.062
00-470-5954	.760	1.750	.125
00-304-9253	.835	1.316	.032
00-274-7834	1.000	1.672	.062
00-599-4732	1.000	1.938	.025
00-595-5800	1.016	1.500	.032
00-275-1330	1.312	2.046	.125

* Cadmium Plated

Copper Alloy, Black Oxide.

	ID	OD	Thk
00-045-5214	.411	.816	.065
00-045-5218	.505	1.073	.097
00-045-5220	.667	1.323	.097

Copper, Uncoated. Non Spec items.

	ID	OD	Thk
00-737-5429	.330	.560	.060
00-566-4461	.343	.575	.031
00-423-4790	.375	.562	.062
00-193-9753	.387	.554	.062
00-297-0359	.406	.750	.062
01-017-4148	.410	.627	.095
00-595-6844	.515	.875	.031
00-187-1855	.516	.938	.062
00-281-3342	.564	.753	.083

	ID	OD	Thk
00-584-1421	.578	.859	.031
00-116-0081	.594	.938	.031
00-209-1761	.600	.812	.032
01-244-4517	.781	1.250	.063

Copper Alloy, Cadmium Plated.

	ID	OD	Thk
00-641-7148	.880	1.250	.032

Iron, Uncoated.

	ID	OD	Thk
00-187-3682	.453	.625	.031
00-514-3394	.458	.620	.031

Nickel.

	ID	OD	Thk
00-727-0857	.221	.443	.051
00-727-0858	.286	.630	.061
00-972-5779	.349	.692	.061
00-616-6750	.411	.817	.061
00-691-0141	.536	1.073	.097
01-097-8025	.670	1.323	.097
00-859-0719	.823	1.480	.134

Nickel Alloy, Uncoated. Non Spec Items.

	ID	OD	Thk
00-571-9710	1.280	2.250	.018
00-194-0706	1.062	1.750	.094

Steel, Uncoated. Non Spec Items.

	ID	OD	Thk
00-984-2494	.250	.550	.042
00-205-9925	.251	.551	.020
00-472-5163	.260	.420	.078
00-832-9829	.280	.750	.063
00-784-7127	.287	.750	.094
00-262-5429	.315	.547	.015
00-059-8733	.415	.648	.048
00-213-0347	.422	1.500	.062
00-820-7022	.446	.875	.140
00-995-6924	.515	1.250	.045
00-995-9678	.531	.880	.134
00-930-7013	.531	1.062	.094
01-041-4651	.531	1.062	.098
01-014-4280	.640	1.195	.063
00-588-2753	.641	.996	.140
00-770-1896	.844	1.719	.094
00-531-1813	1.031	1.875	.281
00-890-7980	1.630	2.250	.187
00-921-5424	2.125	3.125	.024

Steel, Cadmium and Chromate Plated.

	ID	OD	Thk
00-951-4679	.122	.247	.022
00-950-1310	.125	.312	.032
00-809-8544	.189	.380	.050
00-809-8546	.220	.443	.050
00-823-8804	.255	.567	.065
00-809-3078	.317	.738	.065
00-081-4219	.349	.692	.065
00-809-5997	.500	1.261	.082
00-809-5998	.536	1.073	.097
00-809-3079	.567	1.386	.109
00-823-8803	.667	1.323	.097
00-951-7209	.699	1.761	.134
00-809-8536	.828	2.011	.149

	ID	OD	Thk
00-982-6562	1.058	2.500	.164

Steel, Cadmium Plated. Non-Spec Items.

	ID	OD	Thk
00-812-4474	.194	.375	.042
00-680-7296	.250	.359	.032
00-655-7219	.265	.473	.063
00-839-8253	.312	.625	.031
00-441-5473	.391	.750	.060
00-151-8930	.448	.809	.152
00-576-2544	.453	.812	.065
00-234-4240	.515	1.625	.063
00-194-9199*	.599	1.188	.094
01-232-2036	.765	2.188	.125
01-041-4652*	.812	2.000	.112
00-781-1897	.896	1.250	.030

* Cadmium or Tin, or Cadmium or Zinc

Steel Composition, CRES, Passivated. Non-Spec Items.

	ID	OD	Thk
00-043-4708	.089	.154	.016
00-205-8583	.173	.500	.031
00-105-3945	.190	.375	.031
00-304-9669	.196	.347	.050
00-595-5992	.203	.562	.062
00-764-9564	.255	.468	.032
00-950-1403	.265	.687	.050
00-637-3471	.281	1.110	.064
00-576-1220	.375	.745	.063
00-067-9232	.375	.875	.063
00-151-8817	.385	.615	.016
00-845-1877	.386	.750	.093
00-800-9677	.515	.682	.032
00-945-4429	.515	.875	.125
00-840-2127	.583	.875	.036
00-618-1435	.640	1.195	.032
01-006-3918	1.014	1.995	.188

Steel Composition, CRES, Passivated.

	ID	OD	Thk
00-595-6761	.092	.247	.020
00-595-6211	.122	.247	.022
00-782-1349	.127	.313	.032
00-722-5998	.158	.313	.037
00-409-1763*	.158	.313	.027
00-880-5976	.156	.375	.049
01-389-8021	.157	.380	.049
00-880-5978	.187	.375	.049
00-225-5328	.190	.443	.051
00-965-1806	.190	.380	.049
00-763-3413	.203	.560	.032
00-619-1148	.220	.443	.052
00-883-9384	.220	.505	.050
00-550-5054	.255	.567	.065
01-391-7504	.281	.625	.065
00-582-5677	.281	.625	.065
00-680-6745	.317	.739	.065
01-389-6965	.344	.688	.065
00-625-5756	.344	.688	.065
01-389-7014	.380	.887	.084
00-802-4701	.380	.886	.084
01-389-7976	.411	.816	.065
00-773-7618	.411	.816	.065
01-389-7988	.443	1.011	.084
00-595-6057	.443	1.011	.084
01-389-8035	.505	1.262	.049
00-614-3506	.505	1.262	.084
00-767-9425	.536	1.073	.097

CLASS 5310

	ID	OD	Thk
01-343-3590	.536	1.261	.101
01-389-7637	.567	1.386	.109
00-656-0114	.567	1.386	.109
00-922-1793	.599	1.481	.101
01-387-0525	.656	1.312	.095
00-614-3505	.668	1.324	.097
01-384-5385	.688	1.750	.134
00-720-8819	.699	1.761	.134
01-384-4230	.812	1.469	.134
00-584-7799	.823	1.480	.134
01-382-8218	.824	2.012	.189
00-584-7796	.940	1.761	.134
00-543-2500	1.073	2.011	.134
01-389-6953	1.074	2.012	.134
01-389-7006	1.262	2.774	.164

* Black Oxide film

Steel Composition, Passivated.

	ID	OD	Thk
00-058-3632	.437	.875	.084
00-584-7986	.562	1.250	.109
00-491-5895	.687	1.500	.134
00-584-7985	.812	1.750	.149
00-584-7983	1.062	2.250	.164

Steel Composition, Cadmium Plated.

	ID	OD	Thk
00-209-0027	.256	.531	.062
00-209-0026	.319	.593	.062
00-149-9130	.383	.687	.062
00-205-8491	.446	.781	.062
00-209-0295	.510	.875	.062
00-595-6612	.764	1.250	.062
00-149-9143	1.017	1.620	.062

Steel Composition, Cadmium, Chromate or Oxide treated.

Non Spec Items.

	ID	OD	Thk
01-294-8593	.203	.445	.032
01-129-4375	.262	.507	.016
01-295-5111	.265	.507	.032
01-129-6623	.325	.569	.016
00-274-4569	.391	1.000	.063
00-088-7647	.515	1.25	.032
00-066-5014	.516	1.250	.090
01-321-8599	.640	1.188	.063
00-916-9214	.688	2.250	.032
00-078-8588	.770	1.560	.120

Steel Composition, Passivated.

	ID	OD	Thk
00-831-2336	.230	.330	.030

Steel Composition, Passivated.

	ID	OD	Thk
00-054-0041	.156	.267	.016
00-763-3925	.278	.500	.062
00-945-0528	.338	.625	.062

Steel Composition, Passivated. Non Spec Item.

	ID	OD	Thk
00-685-1450	.203	.500	.060
00-952-0309	.260	.473	.063
01-352-9593	.265	.507	.063

	ID	OD	Thk
01-365-9402	.793	1.012	.060

Steel, Cadmium Plated.

	ID	OD	Thk
00-167-0765	.203	.875	.063
00-167-0766	.265	1.125	.063

Steel Composition, Uncoated. Non Spec Items.

	ID	OD	Thk
01-015-3280	.256	.360	.075
01-097-5771	.725	1.100	.030
01-212-6147	1.281	2.250	.179

Steel, Corrosion Resisting, Passivated. Non Spec Items.

	ID	OD	Thk
00-057-0573	.120	.214	.032
00-723-9676	.125	.214	.016
01-141-6672*	.125	.318	.025
00-773-7624	.148	.272	.032
01-017-8143*	.180	.350	.030
00-781-9483	.195	.354	.032
00-588-0391*	.400	1.188	.195
00-317-4976*	.640	.870	.060
00-930-7569	.650	1.345	.063

* Uncoated

Steel.

	ID	OD	Thk
01-303-4701†	.157	.380	.050
01-091-1248*	.286	.630	.065
00-880-5977	.312	.750	.065
00-639-7554	.317	.738	.065
01-423-1747	.370	.633	.032
00-579-2074	.380	.886	.084
01-103-7939†	.411	.816	.065
00-579-2071	.443	.886	.084
01-422-0758	.534	1.620	.020
00-184-9121	.562	.875	.062
00-187-4129	.687	1.125	.094
00-579-2073	.699	1.761	.134
00-579-2072	.567	1.262	.109

* HX quality controlled item

† Zinc and Chromate treated.

Steel Composition, Passivated.

	ID	OD	Thk
01-423-1747	.390	.632	.032
01-321-3192*	.406	2.000	.125

* Uncoated

ASBESTOS WASHERS

	ID	OD	Thk
00-783-6825	1.125	1.500	.063
00-599-3259	2.125	2.875	.031

FELT WASHERS

Wool. Used for vibration mountings, oil and grease shields. Any color except Black or Gray felt.

	ID	OD	Thk
00-591-7681	1.000	1.875	.312

Wool. Used with teletype machines. Color not specified.

	ID	OD	Thk
00-599-1568	.125	.312	.062
00-599-6919	.250	.500	.094
00-380-0437	.620	.992	.093
00-380-0438	.745	1.117	.093

Wool, Cotton, Cellulose or Glass.

	ID	OD	Thk
00-641-0468	.406	.875	.062
00-440-5357	.906	1.750	.016
00-210-2150	1.750	2.250	.093

CELLULOSE WASHER

Commercial Hard. Used in electrical and mechanical applications.

	ID	OD	Thk
00-001-9029	.256	.402	.046
00-641-7556	.375	.625	.031

LEATHER.

	ID	OD	Thk
00-186-1303	.261	.375	.062

Any acceptable material.

	ID	OD	Thk
00-291-9737	1.000	1.344	.188

Polyamide Resin (Nylon). For general purpose and electrical use. Weather resistant.

	ID	OD	Thk
00-042-6572	.097	.360	.062
00-846-2925	.120	.219	.031
01-057-2858	.125	.312	.047
00-836-0474	.150	.325	.045
00-982-9529	.150	.312	.060
00-682-4425	.170	.375	.060
00-846-4632	.252	.500	.032
01-023-7624	.317	1.156	.070
01-219-7208	.323	1.000	.062
00-816-5300	.621	.872	.062
00-904-0743	.629	.874	.063
01-057-5519	.656	1.120	.188
00-067-9491	4.531	6.968	.125

POLYTETRAFLUOROETHYLENE

For use in chemical and electrical applications.

	ID	OD	Thk
01-013-5800	.221	.360	.031
00-880-8211	.563	.750	.031
01-110-2456	.687	1.000	.055
00-584-1423	.875	1.250	.062

PLASTIC

	ID	OD	Thk
00-502-0106	.275	.644	.052
00-618-0475	.418	.571	.040
00-058-1730	1.01	1.50	.032
00-292-2456	1.125	1.968	.010
00-585-7594	1.625	1.803	.027

SYNTHETIC RUBBER WASHERS

Durometer hardness not rated. Non-Spec Items.

CLASS 5310

	ID	OD	Thk
00-291-2740	.190	.312	.062
01-138-4230	.211	.516	.062
00-599-9728	.250	.620	.062
01-147-5360	.250	3.000	.250
00-067-5672	.312	.870	.187
00-042-0964	.366	.500	.071
00-291-2764	.375	.562	.062
01-257-9143	.375	.609	.063
00-991-7193	.531	1.217	.250
00-753-2076	1.125	1.500	.062
01-292-4330	1.843	3.000	.250
00-246-8233	3.094	4.469	.188
00-239-1882	4.062	4.938	.188

55-65 durometer hardness rating.

	ID	OD	Thk
00-728-7702	1.562	2.188	.125

65-70 durometer hardness rating.

	ID	OD	Thk
01-411-4512	.277	.565	.125
00-774-9545	.547	.750	.121
00-298-0125	1.469	2.000	.125

NON SPEC ITEMS

75-85 durometer hardness rating.

	ID	OD	Thk
00-285-9635	.438	.630	.114

85-95 durometer hardness rating.

	ID	OD	Thk
00-582-1591	.250	.436	.062
00-610-5283	.312	.500	.062
00-291-9750	.391	.750	.062
00-610-5323	.437	.625	.062
00-599-1680	.500	.692	.114
00-610-5324	.562	.750	.062
00-245-0376	.750	1.000	.156
00-071-3234	1.813	3.750	.063

For hydraulic replaceable reservoir type filter element. 68 durometer hardness. AN part number stamped on washer.

	ID	OD	Thk
00-196-6695	3.500	5.250	.063

For service where resistance to oil and serviceability at temperatures above minus 20 degrees is required. 35-55 durometer hardness.

	ID	OD	Thk
00-764-9328	.750	1.250	.094
00-298-0126*	1.500	2.156	.031

* Non Spec Item

Medium swell. Mechanical and general purpose. 85-95 durometer hardness.

	ID	OD	Thk
00-625-8019	.500	.687	.062
00-291-2739	.625	1.000	.093

COMMERCIAL TYPE ROUND WASHERS

Aluminum Alloy, Anodized.

	ID	OD	Thk
00-065-5187	.131	.382	.016

Nickel Alloy.

	ID	OD	Thk
00-194-0760	.286	.500	.062
00-194-0761	.349	.562	.062
00-194-0762	.375	.625	.062
00-194-0763	.474	.750	.062
00-621-5236	.531	1.062	.094
00-194-0764	.562	.875	.062
00-275-1311	.656	1.500	.125
00-194-0765	.667	1.188	.062
00-928-2418	.688	1.500	.250
00-194-0766	.805	1.312	.094
00-194-0767	.949	1.500	.094
00-946-2830	1.062	2.250	.144
00-571-9709	1.280	2.250	.031

Steel, Cadmium Plated.

	ID	OD	Thk
00-148-4719	.516	.938	.062

Steel Composition, Black Oxide Film.

	ID	OD	Thk
01-006-2086*	1.013	1.995	.178

* .020 inch width by .020 inch deep groove.

Steel, CRES, Passivated.

	ID	OD	Thk
00-069-5291	.174	.304	.032

Steel, Chromate and Phosphate treated.

	ID	OD	Thk
01-092-5494	.667	1.312	.095

Steel, Nickel Plated.

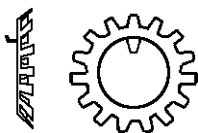
	ID	OD	Thk
00-392-2045	.125	.250	.031

Steel, Passivated.

	ID	OD	Thk
01-018-2287	.260	.875	.050

WASHER, KEY

BALL and ROLLER BEARING, KEY RETAINING WASHERS. Regular series. Carbon Steel, Cadmium or Zinc Plated. One internal prebent key. Inside, outside diameter and thickness shown below. For use with plain round nuts.



1 External Prebent key.

	ID	OD	Thk
00-125-3937	.266	.445	.031
00-127-7328	.172	.285	.024

9 External Prebent keys.

	ID	OD	Thk
00-186-0960	.491	.728	.042

11 External Prebent keys.

	ID	OD	Thk
00-186-0961	.608	.820	.042
00-186-0962	.686	.946	.042
00-226-5978	.808	1.125	.042

13 External Prebent keys.

	ID	OD	Thk
00-186-0964	.999	1.288	.050

15 External Prebent keys.

	ID	OD	Thk
00-186-1032	1.406	1.819	.050
00-186-0966*	1.406	1.819	.050
00-186-0967	1.593	2.015	.058

* Uncoated

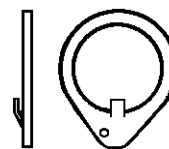
17 External Prebent keys.

	ID	OD	Thk
00-205-8249	1.804	2.296	.058
00-186-0969	2.003	2.453	.058
00-186-0970	2.195	2.671	.063
00-186-0971	2.412	2.859	.063

19 External Prebent keys.

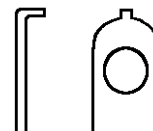
	ID	OD	Thk
00-186-0972	2.600	3.077	.063
00-226-5980	2.803	3.326	.063
00-186-0974	2.988	3.577	.072

Steel Composition, Cadmium Plated. One internal prebent key.



	ID	OD	Thk
00-297-4068	.272	.450	.050
00-209-3573	.334	.510	.050
00-527-4509	.396	.570	.050
00-297-4085	.460	.631	.063
00-543-2426	.520	.760	.063

Steel Composition, Cadmium Plated. Non-Spec Items.

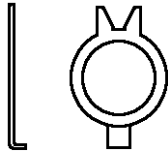


	ID	OD	Thk
00-794-5949*	.145	.260	.015

* Steel, CRES .1 external key.

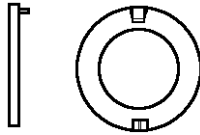
WASHER, KEYWAY

Copper Alloy. 1 external key .156 inch length by .156 inch width.



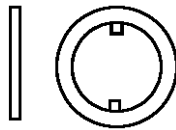
	ID	OD	Thk
00-024-2914	.258	.451	.028

Nickel Alloy and Copper Alloy. 2 external keys.



	ID	OD	Thk
00-294-9930	.391	.760	.036
00-294-9927	.500	.875	.062

Copper Alloy. 1 internal key.



	ID	OD	Thk
00-893-6638	.760	1.719	.062

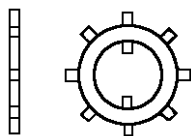
Steel Composition, Cadmium Plated. 3 internal keys.

	ID	OD	Thk
01-014-4276	.261	.375	.025
01-172-7117	.390	.515	.025

Copper Alloy. 1 external prebent key. 1 internal straight key.


	ID	OD	Thk
00-334-0447	.656	2.125	.031

Steel. 5 external keys, one internal key.

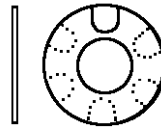


	ID	OD	Thk
00-397-4485	1.013	1.781	.100

Steel Composition, 10 external keys, one internal key prebent.



	ID	OD	Thk
00-779-0921	.631	.750	.031



	ID	OD	Thk
00-272-6478	1.820	2.500	.131

WASHER, LOCK

Split, Helical, Ring Lock Washers. Nominal inside diameter, maximum outside diameter and nominal thickness listed.



Copper Alloy, Cadmium Plated.

	ID	OD	Thk
00-184-8996	.118	.209	.028
00-184-8977	.145	.250	.034
00-261-8278	.198	.334	.050
00-184-8970	.259	.489	.067
00-184-8971	.388	.683	.099

Nickel Alloy.

	ID	OD	Thk
00-271-7454	.197	.334	.050
00-187-2425	.259	.489	.067
00-187-2426	.323	.586	.083
00-187-2427	.388	.683	.099
00-187-2428	.453	.779	.114
00-187-2429	.516	.873	.130
00-187-2430	.644	1.079	.161
00-187-2431	.773	1.271	.193
00-187-2432	.901	1.464	.229

Steel Composition, Cadmium Plated.

	ID	OD	Thk
00-543-5060	.091	.172	.023
00-543-2410*	.118	.209	.028
00-045-4007	.145	.250	.034
00-045-3299*	.172	.293	.043
00-045-3296*	.198	.334	.047
00-582-5965*	.259	.489	.067
00-407-9566*	.323	.586	.083
00-004-5033*†	.388	.683	.099
00-637-9541	.388	.683	.099
00-209-0965	.453	.779	.114
00-003-4094†	.516	.873	.125
00-584-5272	.516	.873	.130
00-167-0680	.579	.971	.146
00-820-6653*	.645	1.079	.161
00-584-7888	.773	1.271	.193
00-754-2005	.901	1.464	.229
00-584-7889	1.030	1.661	.260

* Cadmium and Chromate treated
 † SPCC Quality Control Item
 ‡ Mercury free

Steel Composition, CRES, Passivated. Nonmagnetic.

	ID	OD	Thk
00-928-2690	.091	.172	.023
00-933-8118	.118	.209	.028
00-929-6395	.145	.250	.034
00-224-0747*	.145	.250	.034
01-067-9589†	.172	.293	.043
01-389-6984	.172	.296	.042
00-933-8119	.172	.296	.043
01-420-7626	.197	.334	.047
00-933-8120	.198	.334	.050
01-385-2665	.256	.467	.062
00-933-8121	.259	.489	.067
01-389-7015	.323	.586	.083
00-974-6623	.323	.586	.083
00-984-7042	.388	.683	.094
01-389-8038	.445	.776	.110
00-973-8786	.452	.779	.114
01-422-4476	.507	.869	.125
00-933-8778	.516	.873	.130
01-389-7640	.644	1.079	.161
00-937-0453	.644	1.079	.161
00-937-0454	.773	1.271	.193
00-926-5871	.901	1.464	.229

* Black Oxide Film
 † Black paint

Steel Composition, Passivated. Magnetic.

	ID	OD	Thk
00-926-5877	.390	.683	.094
00-926-5879	.455	.779	.109

Steel, Cadmium Plated.

	ID	OD	Thk
00-836-2458	.132	.239	.034

NON-SPEC ITEMS

Steel, CRES.

	ID	OD	Thk
00-209-6068	.259	.406	.062

Steel Composition.

	ID	OD	Thk
00-194-7355	.325	.507	.062

Steel Composition, Chromate and Phosphate treated.


	ID	OD	Thk
01-092-8739	.644	1.079	.156

Steel Composition. White Nickel treatment.

	ID	OD	Thk
00-011-4646	.146	.253	.031
00-011-4649	.200	.337	.047
00-515-9962*	.261	.489	.062

* Cadmium Plated

FLAT INTERNAL TEETH Nominal inside diameter, outside diameter and thickness listed.



Copper Alloy

CLASS 5310

	ID	OD	Thk
00-019-0669	.145	.285	.019

Steel Composition, Cadmium and Chromate Plated.

	ID	OD	Thk
00-579-0079	.146	.285	.019
00-559-0070*	.172	.332	.021
00-576-5752	.200	.373	.023
00-337-8329	.232	.460	.060
00-550-1130	.262	.469	.025
00-167-0721	.326	.602	.031
00-595-7237	.391	.681	.036
00-543-4385	.652	1.053	.046
00-550-3714	.782	1.232	.051

* Cadmium Plated


Steel Composition, Passivated.

	ID	OD	Thk
00-616-3555	.146	.285	.019
00-543-5933	.200	.373	.023
00-543-2740	.261	.469	.025
00-178-8631	.326	.602	.031
00-261-7156	.521	.883	.041

Steel, CRES, Passivated.

	ID	OD	Thk
00-550-3715	.119	.262	.017
00-543-2739	.172	.332	.021
01-389-7002	.172	.332	.021
01-389-6972	.261	.402	.018

FLAT EXTERNAL TEETH



Copper Alloy.

	ID	OD	Thk
00-948-9708	.522	.890	.041

Steel Composition, Cadmium and Chromate Plated.

	ID	OD	Thk
00-596-7691	.200	.403	.023
00-514-6674*	.326	.599	.031
00-209-5116	.521	.890	.041

* Cadmium Plated

CORROSION RESISTANT STEEL

CRES, Passivated.

	ID	OD	Thk
00-209-1239	.200	.403	.022
00-527-3634	.262	.500	.026
00-922-1794	.390	.682	.036
01-389-6960	.456	.750	.036
01-389-7639	.520	.890	.041
01-389-7623*	.262	.504	.025

* AA55607

NON-SPEC ITEMS

FLAT EXTERNAL TEETH

Iron.

	ID	OD	Thk
00-958-9398	.344	1.125	.031

SPLIT HELICAL, RIGHT HAND



Steel, Cadmium Plated.

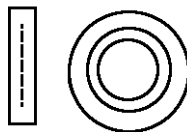
	ID	OD	Thk
01-073-8614	.509	.879	.125

Steel Composition, Cadmium Plated.

	ID	OD	Thk
00-682-5930	.259	.535	.089

WASHER, RECESSED

Steel Composition, Cadmium Plated. High strength. 90 degree recessed angle. Nominal inside diameter, outside diameter and thickness listed. For use under head of 125,000 PSI internal wrenching bolts.



	ID	OD	Thk
00-596-1766	.256	.531	.078
00-595-7078	.319	.593	.078
00-149-9146	.383	.687	.078
00-595-7079	.446	.781	.078
00-149-9116	.510	.875	.078
00-596-1712	.573	.968	.078
00-275-9211	.637	1.062	.078
00-149-9119	.763	1.250	.078
00-596-1774	1.018	1.625	.078

Steel Composition, Cadmium and Chromate treated.

	ID	OD	Thk
01-011-3094	.316	.593	.063

NON-SPEC ITEMS

Dimensions are as follows - ID Inside Diameter, OD Outside Diameter, RD Recess Dia, Thk Thickness, RA Recess Angle Degrees.

Copper Alloy.

	ID	OD	RD	Thk	RA
00-209-3484	.378	.561	.561	.125	30
00-209-3483	.875	1.249	1.249	.209	30

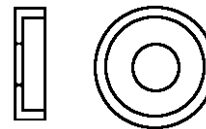
Steel, Cadmium Plated.

	ID	OD	RD	Thk	RA
00-829-1318	.440	.880	A/A	.160	A/A

Steel, Passivated.

	ID	OD	RD	Thk	RA
00-500-1575	.769	1.250	.900	.078	45

Dimensions as follows: ID Inside Diameter OD Outside Diameter OH Overall Height, RD Recess Depth, Thk Thickness.



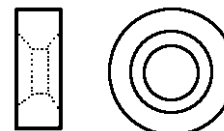
Copper Alloy.

	ID	OD	OH	RD	Thk
00-656-0398	.328	1.500	.188	.128	.059

Plastic Polyamide (Nylon).

	ID	OD	OH	RD	Thk
00-052-6362	.296	.609	.094	.074	.020

Dimensions as follows - ID Inside Diameter, OD Outside Diameter, Thk Thickness, RD Top and Bottom Recess Diameter, RA Top and Bottom Recessed Angle.



Steel

	ID	OD	Thk	RD	RA
00-451-9029	.450	.750	.150	.516	45
00-202-1596	.312	.625	.118	.375	—

Steel Composition, Cadmium and Chromate Plated.

	ID	OD	Thk	RD	RA
00-774-9427	.516	1.000	.125	.591	90

Steel Composition, Cadmium Plated.

	ID	OD	Thk	RD	RA
01-066-9076	.316	.615	.119	.405	90
01-089-5672	.378	.761	.151	.499	90

Steel, CRES.

	ID	OD	Thk	RD	RA
00-101-7811	.472	.840	.035	.064	—
00-921-8634	.509	1.004	.156	.619	90

WASHER, SHOULDERED

Steel, Corrosion Resisting Overall. 8 shouldered style. Hole diameter, 0.910 inches nominal. Shoulder diameter, 1.232 inches nominal. Outside diameter, 1.523 inches nominal. Shoulder height, 0.156 inches nominal. Material thickness, 0.031 inches nominal. SPECIAL FEATURES: One tab on outside diameter 0.133 inches wide, and 0.156 inches long.

00-094-8341

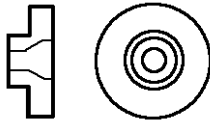
Aluminum Alloy 2024 Overall with Anodized

surface treatment. 8 shouldered style. Hole diameter, 0.314 inches minimum and 0.316 inches maximum. Shoulder diameter, 0.900 inches nominal. Outside diameter, 1.012 inches minimum and 1.017 inches maximum. Shoulder height, 0.125 inches nominal. Material thickness, 0.084 inches minimum and 0.094 inches maximum. Heat treatment, T-4 solution heat treated, natural aged.

00-121-7629

WASHER, SHOULDERED AND RECESSED

Steel, Composition. Inside Diameter .639 inches; Shoulder Diameter 1.120 inches; Outside Diameter 1.186 inches; Recess Diameter .862 inches; Shoulder Height .062 inches; Thickness .090 inches; Recess Angle 30 Degrees Non Spec Item.



00-612-3890

WASHER, SPLIT

Inside diameter, outside diameter and material.

Thickness as indicated.



Steel, Cadmium Plated.

	ID	OD	Thk
00-530-9963*	.153	.268	.014
* Passivated			

Steel, CRES.

	ID	OD	Thk
00-849-1984	.152	.268	.014
00-243-2259	.156	.312	.019
00-984-0388	.234	.444	.020
00-822-8525*	.270	.437	.020
* Passivated			

WASHER, SPRING TENSION

Inside diameter, outside diameter overall height and material thickness as indicated.



Copper Alloy.

	ID	OD	H	Thk
01-190-4630	.312	.422	.070	.012
01-138-9183	.312	.422	.078	.015

Steel.

	ID	OD	H	Thk
00-528-5892	3.612	4.627	.334	.162

Steel Composition, Passivated.

	ID	OD	H	Thk
00-753-7112	.252	.406	.062	.012

Steel Composition.

	ID	OD	H	Thk
01-050-1525*	.769	.996	.074	.013
00-211-9911	1.872	2.420	.187	.025
01-086-9895	3.370	4.300	.347	.045
* Cadmium treated				

Steel, CRES.

	ID	OD	H	Thk
01-185-8696	.572	.937	.031	.016
00-621-5445	.727	1.117	.081	.010

Steel.

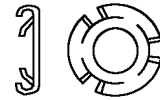


	ID	OD	H	Thk
00-595-7555	.254	.875	.050	.025
00-595-8121	.469	1.250	.299	.239

Steel, Cadmium treated.

	ID	OD	H	Thk
00-733-5992	.580	.875	.043	.020

Steel Composition.



	ID	OD	H	Thk
00-141-9705	.971	1.555	.125	.014

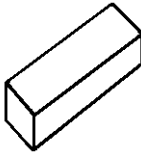
CLASS 5315 NAILS, MACHINE KEYS AND PINS

NOTE: As non-plastic alternatives to plastic items currently in use are identified, information will be provided through shopping advisory messages and the Afloat Shopping Guide. To help you shop more "wisely", items recommended for shipboard use will be annotated with "NP" by the National Item Identification Number.

KEY, MACHINE

CHAMFERED STARTING EDGE

B15 SQUARE CROSS SECTIONAL SHAPE.
 Overall width, height and length listed.



Copper Alloy 268

	W/In.	H/In.	Lg/In.
01-066-2537	.250	.250	1.250

Steel

	W/In.	H/In.	Lg/In.
00-276-6627	.099	.187	.551
00-281-7338	.156	.157	1.375
01-227-1329	.246	.557	.734

STRAIGHT STARTING EDGE

Copper Alloy 360

	W/In.	H/In.	Lg/In.
01-132-3561	.250	.250	1.185

Nickel Alloy 400

	W/In.	H/In.	Lg/In.
01-115-5430	.125	.125	1.250
00-199-3473	.187	.187	1.000
00-235-1074	.187	.187	1.680
01-050-6289	.188	.188	1.150
00-188-9145	.188	.188	1.250
00-730-4572	.188	.188	1.375
00-199-3405*	.188	.188	2.438
00-188-9207	.250	.250	.500
00-132-8069	.250	.250	1.625
00-247-6462	.250	.250	2.000
00-198-5336*	.250	.250	2.375
01-130-1058	.250	.250	2.265
01-084-4911	.318	.318	3.125
00-132-8073	.375	.375	1.625
00-188-9166	.375	.375	1.875
00-281-7948	.375	.375	5.500
00-897-6340	.499	.275	1.000

* Alloy R 405

Plastic

	W/In.	H/In.	Lg/In.
01-163-6668	.124	.124	.370

Steel

	W/In.	H/In.	Lg/In.
00-902-6898	.063	.063	1.375
01-032-6181	.123	.123	.753
00-003-4107	.157	.157	3.385
01-181-8156	.186	.186	1.220
00-362-7498	.244	.244	2.067
00-139-0179	.309	.187	1.250
00-253-3403	.500	.500	1.500

Steel, Cadmium Plated, Composition 4130

	W/In.	H/In.	Lg/In.
00-143-6275	.090	.090	.260

Steel, Carbon

	W/In.	H/In.	Lg/In.
00-188-9358	.188	.188	1.188
00-256-4794	.250	.250	1.500

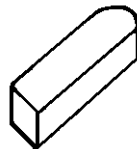
CRES

	W/In.	H/In.	Lg/In.
00-621-5449†	.187	.125	.875
00-730-4572	.188	.188	1.375
00-995-0569*	.250	.250	2.250
01-010-9776	.370	.370	1.515
00-595-6196	.375	.375	4.750
00-373-0764	.500	.500	1.837

* Passivated

† Composition 316

B16 SQUARE CROSS SECTIONAL SHAPE
 WITH ONE ROUNDED END. Overall width,
 height and length listed. Straight starting edge.



Nickel Alloy

	W/In.	H/In.	Lg/In.
00-550-8112	.188	.188	1.938
00-543-4194*	.375	.375	2.750

* Alloy 400

Steel.

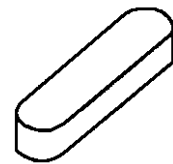
	W/In.	H/In.	Lg/In.
00-262-8197*	.182	.125	.531
00-188-4716	.375	.375	1.688

* Composition 304

Steel, Phosphate surface treated. Straight
 starting edge. Composition 4130

	W/In.	H/In.	Lg/In.
00-918-3116	.188	.178	.520

B17 SQUARE CROSS SECTIONAL SHAPE
 WITH TWO ROUNDED ENDS. Overall width,
 height and length listed.



Nickel Alloy, Alloy-405.

	W/In.	H/In.	Lg/In.
00-199-3476	.188	.188	1.125

Steel.

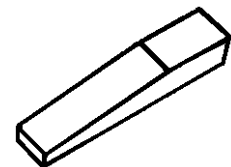
	W/In.	H/In.	Lg/In.
00-967-3449	.379	.377	1.340

Steel Alloy.

	W/In.	H/In.	Lg/In.
00-188-9396*	.250	.250	1.438
00-198-5085*	.312	.312	2.125
00-228-1989*	.375	.250	3.125
00-089-3000*	.493	.250	.993

* Non-Spec item

B21 TAPERED CROSS SECTIONAL SHAPE
 WITH FLAT ENDS. Overall width, height and
 length listed.

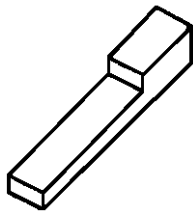


Steel.

	W/In.	H/In.	Lg/In.
00-281-7578	.156	.156	1.906
00-010-3070	.061	.124	.375

STEPPED CROSS SECTIONAL SHAPE WITH
 ONE ROUNDED END. Overall width, height and
 length listed. Chamfered edge.

CLASS 5315



Steel, Carbon.

	W/In.	H/In.	Lg/In.
01-227-1329	.246	.557	1.421

ROUND STARTING EDGE

B41 PLAIN STYLE WITH ROUND JOURNAL SHAPE.

Steel.

	W/In.	H/In.	Lg/In.
00-010-3070	.061	.124	375

B16 PLAIN STYLE and PLAIN SHAPE.

Nickel.

	W/In.	H/In.	Lg/In.
01-129-0151	.188	.188	1.312

Steel.

	W/In.	H/In.	Lg/In.
01-118-2914	.188	.188	.312

B17 PLAIN STYLE and PLAIN SHAPE.

Steel.

	W/In.	H/In.	Lg/In.
00-054-3220	.188	.188	.623
00-781-1992	.188	.188	.745
00-989-2343	.188	.188	.870
00-781-2004	.250	.250	1.120
00-951-2234	.250	.250	1.500
00-967-3449	.379	.377	1.340
00-781-2034	.500	.500	1.750

KEY, WOODRUFF

ROUND or FLAT BOTTOM. Diameter and thickness and key size designation listed.



Nickel Alloy.

	Dia	Thk	Key Size
00-234-7043	.625	.125	5

Steel.

	Dia	Thk	Key Size
00-252-5969	1.000	.250	15

Steel Alloy.

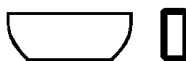
	Dia	Thk	Key Size
00-616-5519	.250	.062	20
00-616-5517	.312	.093	207
00-019-2409	.316	.062	206
00-687-5218	.375	.125	213
00-616-5516	.500	.062	1
00-616-5515	.500	.094	2
00-616-5514	.500	.125	3
00-616-5526	.625	.125	5
00-616-5525	.625	.156	6
00-616-5524	.750	1/8	7
00-616-5523	.750	.156	8
00-616-5522	.750	3/16	9
00-021-8211	.750	.250	91
00-616-5530	.875	.250	A
00-012-4553	1.000	.250	15
01-184-5785*	1.094	.250	21
00-616-5531	1.250	.375	E
00-531-7885*	2.000	.156	—

* Non spec item.

Steel, CRES.

	Dia	Thk	Key Size
00-438-6987	.500	.094	2

C58 FLAT BOTTOM



Copper Alloy.


	Dia	Thk	Key Size
00-664-1525	.875	.156	—

Steel Alloy.

	Dia	Thk	Key Size
00-431-7098	.484	.125	3

NAILS

COMMON NAIL. Steel wire, flat head, diamond point, round smooth shank.



Copper.

	Fas/Lg	Shank Dia.
00-188-0044	1.500	.109
00-188-0047	2.000	.120
00-188-0049	2.500	.134

Steel, Uncoated, 5 pound box.

	Fas/Lg	Shank Dia.
00-753-3880	4d	1.500

	Fas/Lg	Shank Dia.
00-753-3881	6d	2.000
00-753-3882	8d	2.500
00-753-3883	10d	3.000
00-753-3885	16d	3.500

Steel, Uncoated, 50 pound box.

	Fas/Lg	Shank Dia.
00-164-5126	3d	1.250
00-010-4659	8d	2.500
00-010-4661	10d	3.000
00-753-3885	16d	3.500
00-164-5121	20d	4.000
00-010-4665	30d	4.500

Steel, Zinc Coated, 1 pound box.

	Fas/Lg	Shank Dia.
00-161-8837	4d	1.500
00-161-8834	6d	2.000
00-161-8835	8d	2.500
00-161-8832	10d	3.000
01-453-7592	12d	3.250
00-161-8830	16d	3.500
00-161-8831	20d	4.000

DUPLEX NAIL

Steel, Zinc Coated.

Flat heads, diamond point, round smooth shank.

	Size	Lg
00-242-9119	8d	2.250
00-242-9121	20d	3.500

FINISHING NAIL. Steel wire, brad head, diamond point, smooth shank.



1 pound box.

	Size	Lg
00-198-5602	2d	1.000

5 pound box.

	Size	Lg
00-753-3888	4d	1-1/2
00-753-3890	6d	2

50 pound box.

	Size	Lg
01-448-9215	3d	1.250
00-010-4655*	4d	1.500
00-198-5606	6d	2.000
00-011-0141	8d	2.500
00-011-0143	10d	3.000

* Needle point, brad head.

ZINC TREATED. 1 pound box.

	Size	Lg
00-198-5616	4d	1.500
00-198-5617	6d	2.000
00-198-5618	8d	2.500

COTTER PIN ASSORTMENT

100 ASSORTED COTTER PINS. Length and diameter given in inches. 1-1/4 length by 1/16 diameter 15, 1/2 length by 3/32 diameter 15, 1-1/2 length by 3/32 diameter 15, 1/2 length by 1/8 diameter 5, 1 length by 1/8 diameter 5, 1-1/4 length by 1/8 diameter-20, 2 length by 1/8 diameter 5, 1 length by 5/32 diameter 15, 1-1/2 length by 3/16 diameter.

00-598-5916

PIN, COTTER



Copper Alloy 260, Oxide Treated.

Diameter and length listed.

	Dia	Lg
00-234-1619	1/16	1/2
00-187-9370	1/16	3/4
00-187-9373	1/16	1-1/2
00-187-9375	1/16	3
00-187-9377	3/32	3/4
00-234-1623	3/32	1
00-234-1624	3/32	2
00-234-1626	1/8	1
00-187-9386	1/8	1-3/4
00-234-1628	1/8	2
00-187-9390	1/8	3
00-234-1631	5/32	3
00-234-1635	11/64	3
00-234-1638	1/4	3
00-234-1642	9/32	3

Nickel Alloy 400.

	Dia	Lg
00-187-9430	1/16	1/2
00-187-9431	1/16	3/4
00-187-9432	1/16	1
00-187-9439	3/32	1
00-187-9443	3/32	2
00-187-9446	1/8	1
00-187-9447	1/8	1-1/4
00-965-1823*	1/8	1-15/32
00-187-9448	1/8	1-1/2
00-187-9460	5/32	2
00-187-9506	9/32	3

* HX Quality Control Item

Steel, Cadmium Plated.

	Dia	Lg
00-236-8345	1/32	1/2
00-828-8190	3/64	1/2
00-839-2325	1/16	1/2
00-839-5820	1/16	3/4
00-017-9252	1/16	1
00-252-5986	1/16	1-1/2
00-234-1652	1/16	2
00-839-2326	3/32	1/2
00-842-3044	3/32	3/4
00-816-1794	3/32	1
00-011-9120	3/32	1-1/4
00-845-7787	3/32	1-1/2
00-849-9851	3/32	2
00-839-5822	1/8	1

	Dia	Lg
00-012-0123	1/8	1-5/16
00-298-1481	1/8	1-1/2
00-013-7214	1/8	1-3/4
00-298-1499	1/8	2
00-298-1498*	1/8	2-1/2
00-234-1663	9/64	4
00-262-8162	13/64	2-1/2
00-846-0126†	1/4	3

* Non Spec Item

† AN Standard 360-8-12

Steel Composition 302 or 304, Passivated

	Dia	Lg
00-067-3871	1/32	1/4
01-057-3311	1/32	5/16
00-855-6805	1/32	1/2
00-234-1851	1/32	3/4
00-234-1852	1/32	1
00-239-8019	3/64	1/2
00-619-7976	3/64	3/4
00-239-8022	3/64	1
00-200-3586	1/16	3/8
01-025-4510	1/16	7/16
00-815-1405	1/16	1/2
00-185-0037	1/16	3/4
00-234-1854	1/16	3/4
00-234-1856	1/16	1
00-682-1460	1/16	1-1/4
00-234-1858	1/16	1-1/2
00-234-1859	1/16	1-3/4
00-234-1860	1/16	2
00-182-4173	1/16	3
00-855-6804	1/16	1/2
00-239-8023	1/16	3/4
00-239-8024	1/16	1
00-234-1858	1/16	1-1/2
00-239-8027	1/16	2
00-234-1861*	5/64	9/16
00-234-1863	3/32	25/32
00-234-1864	3/32	1
01-359-1451	3/32	1
00-241-7330	3/32	1-1/4
00-236-8353	3/32	1-1/2
00-236-8355	3/32	1-3/4
00-245-1254	3/32	2
00-543-3696	3/32	3
00-236-8356	1/8	1/2
00-236-8357	1/8	3/4
00-236-8359	1/8	1
00-059-0491	1/8	1-1/4
00-241-7332	1/8	1-1/2
00-855-6803	1/8	1-5/8
00-236-8362	1/8	1-3/4
00-285-7161	1/8	2
00-899-4118	1/8	2-1/4
00-059-0494	1/8	2-1/2
00-236-8365	1/8	3
00-236-8371	5/32	1-1/2
00-899-4119	5/32	2-1/2
00-239-8031	5/32	3
00-239-8032	3/16	1-1/2
00-899-4116	3/16	3
00-243-1167	1/4	3
00-243-1165	1/4	4

* Spec 12Z5056

Copper Alloy.

	Dia	Lg
00-881-2705	5/64	3/8

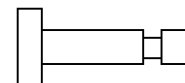
Steel, Composition 321.

	Dia	Lg
00-879-4829	3/32	3/8

PIN, GROOVED, HEADED

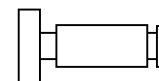
FLAT HEAD

Steel, Cadmium Plated.



	Dia	Lg
00-200-8834	.495	1.125

Steel, Phosphate Coated.



	Dia	Lg
00-608-5178	.312	1.045

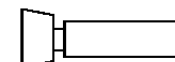
FLAT COUNTERSUNK HEAD, 130 DEGREE ANGLE



Copper Alloy, Composition 260 or 270.

	Dia	Lg
00-664-4699	.205	.625

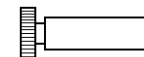
FLAT, COUNTERSUNK UNDERCUT HEAD



Steel

	Dia	Lg
01-029-6576	.245	.780

KNURLED HEAD



Steel, Composition 416 Passivated.

	Dia	Lg
00-896-3671	.123	2.000

PIN, GROOVED, HEADLESS

CENTER GROOVE, OVAL ENDS. Steel, Zinc Plated. Both ends identical. Intermediate diameter .198 inches, Small end diameter .186 inches, length .750 inches.

CLASS 5315




00-044-3146

CENTER GROOVE, RADIUS ENDS. Steel, Cadmium Plated. Both ends identical. Length .448 inches intermediate diameter .100 inches, small diameter .091 inches.



00-449-2945

FULL LENGTH GROOVE, CHAMFERED ENDS. Steel, CRES. Both ends identical, 45 degree angle, small end diameter .123 inches, large end diameter .748 inches long.



00-613-8066


ONE HALF GROOVE, ROUND FIRST END, SQUARE SECOND END. Steel Composition 8740 overall. Length overall 6.020 inches. Undercut diameter .186 inches, width .090 inches, radius .050 inches.

00-716-2872

ONE HALF GROOVE, IDENTICAL RADIUS ENDS. Steel Composition 416 overall. Length overall .940. Ends corner radius .188 inches Passivate surface.


01-291-2290

GROOVE STYLE, OVAL FIRST END, SQUARE SECOND END. Steel overall length overall .765 inches, effective length .380 inches, diameter, .156 inches, undercut diameter .134 inches, undercut width .385 inches.



00-501-3212

GROOVE STYLE, SQUARE ENDS. Steel overall. Both ends identical. Length overall 4.265 inches, effective length 2.515 inches diameter, 1.180 inches, undercut diameter 1.062 inches, undercut width .250 inches.



01-057-2883

GROOVE STYLE, SQUARE (INTERNALLY THREADED) ENDS. Steel Composition 4140 overall. 32.5 Rockwell hardness. Length 1.000 inches overall. Diameter .250 inches overall. Effective length .750 inches. Undercut diameter .173 inches, width .050 inches.

00-923-5415

PIN, HOLLOW

Chamfered with through hole on both ends. Length 1.540 inches overall, Diameter .500 inches overall, inside diameter .281 inches.

01-127-0929

Countersunk both ends. Drilled through center. Length 5.190 inches overall, diameter 1.750 inches overall. Fatigue and fracture critical component.

01-138-0797

Square both ends with through hole. Length 5.526 inches. Overall, diameter 2.550 inches overall, inside diameter 1.880 inches.


01-343-2918

Radius both ends with Cadmium plate and epoxy primed through inside diameter of hole. Length 5.085 inches, diameter 2.000 inches overall. 54.0 Rockwell C Hardness rated.

00-765-0038

PIN, LOCK

STEEL OVERALL



Dia/In. Lg/In.

00-012-0809* .120 3.640


* With 4 inch length retaining chain.



Dia/In. Lg/In.

00-359-3654 .240 7.075

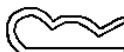
STEEL, COMPOSITION 316.



Dia/In. Lg/In.

00-806-3947 .103 2.083

STEEL, CADMIUM PLATED.



Dia/In. Lg/In.

00-619-2985 .091 1.655



Dia/In. Lg/In.

00-956-5633 .058 .942

STEEL, COMPOSITION 304.



Dia/In. Lg/In.

01-146-9799 .064 1.188

STEEL, COMPOSITION 316.

Dia/In. Lg/In.

00-194-2460 .080 3



Dia/In. Lg/In.

00-194-2455 .079 1.938

STEEL, PHOSPHATE COATED.

Dia/In. Lg/In.

00-731-2930 .094 1.156

PIN, QUICK RELEASE

Steel Composition 630 or 632 overall. Push button release method. Style, shank diameter, and grip length as listed below.

T HANDLE

	Shank Dia	Grip Lg
00-880-1418	.188	.410
00-068-0252	.188	1.910
01-239-8048	.188	2.312
00-867-9945	.250	.125
00-702-4893	.250	.710
00-702-4915	.250	1.312
00-702-4898	.250	1.500
00-216-5836	.250	2.000
00-702-3102*	.312	2.000
00-702-1260	.312	3.000
01-283-5964	.312	3.312
01-347-4164	.312	4.000
00-702-3192	.375	2.125
00-027-5679	.375	2.410
01-118-8932	.375	2.625
00-548-4787	.375	3.219
00-975-1959	.375	3.500
00-685-0553	.500	1.500
00-079-2078	.500	3.500
01-347-4162	.500	4.910
00-823-4821	.562	3.000
00-702-3126	.625	1.500
00-702-3139	.750	2.812
01-323-1742	.750	4.000

* Steel Composition 4130.

L HANDLE STYLE

	Shank Dia	Grip Lg
00-982-2638	.188	.910
00-891-5546	.188	1.812
00-151-9653	.250	.625
00-965-6702	.250	1.125

	Shank Dia	Grip Lg
00-945-0549	.250	1.312
00-177-4110	.250	2.125
01-308-8259	.250	2.500
00-945-0548	.312	.625
01-314-2429	.312	1.000
00-765-2190	.312	1.312
00-945-0546	.312	2.410
00-904-6861	.375	1.500
00-943-2054	.500	1.312
01-008-2981	.500	2.500
00-964-1206	.625	1.910

RING HANDLE STYLE

	Shank Dia	Grip Lg
00-951-6908	.188	.500
00-938-9074	.188	1.710
01-021-0026	.250	.410
01-348-3822	.250	.710
00-088-6014	.250	.812
00-710-0133*	.250	1.500
00-169-7988	.250	1.500
00-952-0438	.250	2.000
00-980-3094	.250	3.500
00-143-0256	.250	4.047
00-925-9768	.312	1.812
00-925-9769	.312	2.125
00-984-2774	.312	2.312
01-121-5664	.375	.625
01-150-6032	.375	1.410
00-571-9519	.375	1.500
01-049-0159	.375	2.125
00-918-7054	.375	3.219
00-005-8155	.625	2.219
01-436-3717	.750	2.719
01-367-6435	.875	3.719
00-833-3467	1.000	6.000

* Nickel or Copper Alloy

BUTTON STYLE

	Shank Dia	Grip Lg
00-901-3888	.188	.625
00-901-3884	.188	.910
00-044-4855	.188	2.000
00-904-1662	.250	.500
00-901-1330	.250	.710
00-904-1663	.250	.910
00-904-1673	.250	1.500
00-052-7056	.250	2.500
00-150-3009	.250	4.312
00-058-1703	.375	1.219
00-904-4786	.375	1.312
00-453-6278	.375	1.812
01-180-2612	.375	9.910
01-248-3400	.435	3.000
01-081-0912	.500	2.000
00-575-5740	.500	2.410
01-309-9505*	.500	3.000
00-135-5144	.500	3.812

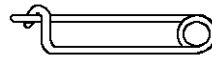
* Corrosion Resistant Steel

CAM LEVER STYLE

00-111-3606	.375	1.281
01-145-4045	.375	1.500

PIN, RETAINING

Steel, Cadmium Plated. Diameter, opening width and prong length listed.

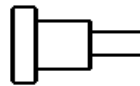


	Dia	W	Lg
00-223-6113	.051	.156	1.062

Steel, Passivated.

	Dia	W	Lg
00-514-2660	.062	.125	1.031

PIN, SHOULDER, HEADED



COPPER ALLOY

Flat head, shoulder style, first step .562 inch diameter by 1.156 inch length. Second step .375 inch diameter by .188 inch length. Countersunk first end.

00-802-1837

Flat head. Countersunk first end first step .438 inch diameter by 1.156 inch length. Second step .312 inch diameter by .188 inch length.

01-140-9950

Pan Head shoulder style. Square first end. First step .622 inch diameter by 2.656 inch length. Second step .371 diameter by .250 length. Square pan first end.

00-841-1390

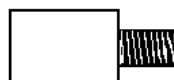
STEEL, CADMIUM PLATED

Round head with wrench flats, shoulder style, chamfered end. First step .382 inch diameter by .080 inch length. Second step .372 inch diameter by 1.220 inch length, .560 inch pinhead diameter by .045 inch height.

00-853-0661

PIN, SHOULDER, HEADLESS

SINGLE SHANK/THREADED



Copper Alloy, Square ends, slot drive. Thread size .312-18 UNC-3A by .500 inch length. Shank .243 inch diameter by 1.000 inch length, overall length 1.500 inches.

01-045-9724

Steel, Slotted drive. first end slotted, thread size .312-24 UNF-3A by .500 inch length, second end square, shank .243 inch diameter by 1.000 inch length. Overall length 1.500 inches.

01-094-2863

Steel, Cadmium Plated. First end chamfered, 45 degree angle, drilled hole threaded size 10-24 UNC-3B, shoulder .374 inch diameter. Second end square, shank .292 inch diameter by .188 inch length, overall length 2.125 inches.

00-082-8246

Steel. First end chamfered, 45 degree, drilled hole, thread size 1/4-28 UNF 3B, shoulder .375 inch diameter. Second end square, shank diameter .312 inch, overall length 2.188 inches.

00-893-6053

SINGLE SHANK/UNTHREADED

Steel, Chromium Plated. First end radius with drilled hole .187 inch diameter. Shank .372 inch diameter by .558 inch length. Second end slotted, shoulder .498 inch diameter, length 4.495 inches.

00-908-9364

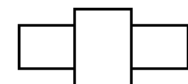
Steel Composition 1095. Phosphate surface. Hardness rated 56.0 Rockwell C. Shoulder style. Shank .086 inch diameter, .688 inch length. Shoulder .154 inch diameter. Overall length 1.000 inch.

00-299-1191

Steel, CRES. Square ends. Shank .187 inch diameter by .468 inch length shoulder. .249 inch diameter, overall length 1.594 inches.

00-410-6648

DOUBLE SHANK/THREADED



Steel Composition 303.

Square ends first shank .500 inch diameter by .437 inch length. Second shank .620 inch diameter by .437 inch length. Thread size 5/8-18 UNF-2A by .359 inch length. Shoulder .730 inch diameter, overall length 1.890 inches. Hole drilled one end .156 inch diameter.

00-735-4567

Square ends. Overall shank diameter .625 inch and .312 inch length. Undercut diameter .500 inch. and width .125 inch. Second shank diameter .500 inch and .562 inch length. Right hand thread size .625 inch UNF length .359 inch.

00-735-4571

CLASS 5315

First end oval, shank .500 inch diameter by .562 inch length, second end square, shank .620 inch diameter by .375 inch length, thread size 5/8-18 UNF-2A by .359 inch length. Shoulder .730 inch diameter, overall length 1.250 inches.

00-735-4572

First end oval, shank .616 inch diameter by .437 inch length, second end square, shank .500 inch diameter by .437 inch length. 5/8-18 UNF-2A by .359 inch length. Shoulder .730 inch diameter, overall length 1.450 inch drilled one end .125 inch diameter.

00-735-4575

First end oval, shank .620 inch diameter by .437 inch length, second end square, shank .500 inch diameter by .437 inch length, with counter bored hole .312 inch diameter by .187 inch deep, thread 5/8-18 UNF by .359 inch length. Overall length 2.150 inches.

00-735-4568

First end square, shank .425 inch diameter by .400 inch length, second end oval, shank .500 inch diameter by .450 inch length, thread size 5/8-18 UNF-2A by .359 inch length, shoulder .750 inch diameter, overall length. 1.562 inches.

00-735-4578

First end oval, shank .625 inch diameter by .375 inch length, Thread size 5/8-18 UNF-2A by .359 inch length, second end counter bored with hole .300 inch diameter by .125 inch deep. Shank .500 inch diameter by .425 inch length, overall length 1.300 inches.

00-735-4573

First end round shank .247 inch diameter by .375 inch length. Thread length 1/4-20 UNC-2A by .312 inch length, second end square, shank .340 inch diameter by 2.062 inch length, overall length 3.130 inches. Hole drilled in one end .095 inch diameter.

00-405-5412

Steel Composition 301 or 302 or 304.

Shoulder style .500 inch diameter and 2.160 inch length overall. Right handed threads 1.410 inch length. Shank .500 inch diameter and .750 inch length. Chamfered 45 degree taper angle. Second end square.

01-034-7814

Steel Composition 410.

Shoulder .375 inch diameter, by 1.890 inch length. First end round .268 inch diameter by .281 inch length. Second end countersunk 90 degree angle, .268 inch diameter by .312 inch length.

01-123-3007

Shoulder style with right hand thread end. First

end oval style, first step 1.000 inch diameter and .188 inch length second step .620 inch diameter and .406 inch length. Third step .498 inch diameter and .969 inch length. Second end square style.

01-123-8675

Shoulder style, passivate surface. Shoulder .580 inch diameter, 2.060 overall length. First end chamfered 15 degree, .620 inch length and .310 inch diameter. Second end square style .340 inch diameter and 1.350 inch length.

01-310-1656

Steel Composition 630 or 660.

Shoulder style 1.590 inch diameter by 5.750 inch length overall. First end chamfered 45 degree, first step 1.215 inch diameter and .750 inch length. Second step 1.238 inch diameter and 2.750 inch length. Third step .700 inch diameter and 1.250 inch length. Second end chamfered to any acceptable angle. Both ends drilled.

01-285-7796

Undercut style, shoulder .300 inch diameter .950 inch overall length. Both ends chamfered at 45 degree angle. Shanks .169 inch diameter and .375 inch length. Undercut .040 inch width and .169 inch diameter.

01-006-9197

DOUBLE SHANK/UNTHREADED

Steel, Composition 1118.

First end chamfered, 45 degree seat angle. Shank .108 inch diameter by .581 inch length, second end square, shank .147 inch diameter by .046 inch length, overall length 1.072 inch.


00-895-1702

Undercut style .780 inch diameter and .090 inch width. First end shank .530 inch diameter and .400 inch length. Second end shank .875 inch diameter and 2.035 inch length.

01-141-4074

PIN, SPRING

COILED TUBULAR, STANDARD DUTY



Steel, Passivated.

	OD	Lg
00-663-2771	.031	.187
00-913-9758	.039	.250
00-940-8667	.039	.375
00-584-6532	.047	.250
00-619-3999	.047	.312
00-845-9892	.047	.375
00-187-9745	.062	.750

	OD	Lg
00-984-6829	.125	1.000
00-239-7682	.187	1.000
00-195-2207	.188	1.500
00-381-3123	.243	2.750

COILED TUBULAR, HEAVY DUTY

Steel, Passivated.

	OD	Lg
00-853-2325	.062	.500
00-826-1848	.078	.375
00-817-0727	.078	.438
00-298-9856	.094	.500
00-054-6346	.093	.625
00-846-2143	.125	.375
00-846-2142	.125	.500
00-812-4658	.125	.625
00-064-2470	.125	.750
00-846-2140	.125	.875
00-827-7604	.188	.625
00-685-0678	.188	.750
00-531-7881	.188	.875
00-275-8263	.187	1.000
00-763-2641	.250	.750
00-058-1993	.250	.500

Steel, Phosphate Zinc Coated.

00-839-0901	.094	.562
00-410-6675	.250	.500
00-846-5997	.250	.750

SLOTTED TUBULAR



Steel, Cadmium Plated, Composition 1074.

	OD	Lg
00-721-7642	.125	1.125

Composition 1070 through 1095.

	OD	Lg
00-844-3939	.067	.250
00-844-3940	.067	.375
00-844-3943	.067	.750
00-993-4125	.085	.625
00-844-4790	.101	.500
00-844-3956	.097	.625
00-616-4261	.101	.750
00-837-4545	.101	.875
00-835-1240	.101	1.000
00-843-7986	.133	.500
00-814-3530	.133	.625
00-810-3701	.133	.750
00-843-7987	.133	.875
00-810-3702	.133	1.000
00-844-6796	.133	1.250
00-527-0604	.165	.500
00-844-3963	.197	.500
00-814-3531	.197	1.000
00-810-3704	.388	1.750

Steel, Composition 410 or 420.

	OD	Lg
00-291-5471	.067	.193
00-847-3735	.067	.250

CLASS 5315

	OD	Lg
00-058-9698	.067	.312
00-823-8740	.067	.375
00-882-1438	.067	.438
00-844-5644	.067	.500
00-823-8754	.067	.562
00-664-7294	.067	.625
00-584-0257	.067	.750
00-845-9890	.085	.250
00-823-8744	.085	.500
00-823-8746	.085	.750
00-058-9727	.101	.250
00-039-5563	.101	.375
00-614-3586	.101	.443
00-058-9731	.101	.500
00-840-0907	.101	.562
00-823-8745	.101	.625
00-753-3892	.101	.750
00-058-9737	.101	.875
00-823-8747	.101	1.000
00-823-8743	.133	.375
00-234-7465	.133	.438
00-881-2253	.133	.500
00-058-9747	.125	.562
00-826-3251	.133	.625
00-841-4442	.133	.750
00-841-4443	.133	.875
00-753-3893	.133	1.000
00-058-9756	.133	1.250
01-154-3202	.156	.625
00-058-9767	.164	.875
00-664-6213	.164	1.000
00-664-0401	.197	.500
00-058-9780	.197	.625
00-058-9782	.197	.750
00-058-9784	.197	.875
00-753-3894	.197	1.000
00-587-2705	.197	1.250
00-200-3183	.188	1.500
00-844-0341	.230	2.500
00-844-0342	.261	.750
00-823-8742	.261	1.000
00-058-9808	.261	1.250
00-682-1777	.261	1.500
00-058-9812	.261	1.750
00-753-3895	.261	2.000
00-843-9498	.325	1.250
00-889-2607	.325	1.750

Steel, Phosphate Zinc Coated.

	OD	Lg
00-051-6891	.085	.375
00-812-3312	.101	.500
00-058-6077	.133	.375
00-058-6079	.133	.500
00-058-6081	.133	.625
00-850-5754	.325	1.745

Steel, Composition 410.

	OD	Lg
00-597-2515	.067	1.125
00-932-9927	.094	1.625
00-598-2933	.094	2.000
00-543-3033	.125	.250
00-727-5731*	.125	.688
00-616-3839	.125	.812
00-619-0899	.125	.938
01-007-8299	.125	1.000
00-807-0928	.125	1.875
00-058-9765	.165	.750
00-081-6829	.165	.938

	OD	Lg
01-019-9306	.188	.750
00-754-1854*	.188	1.125
00-598-6435	.250	.500
00-044-4234	.312	.812
* CRES		

Steel, Phosphate Zinc Coated.

	OD	Lg
01-027-4759	.101	.625

NON SPEC ITEMS

Copper Alloy.

	OD	Lg
01-052-1049	.125	1.375
01-104-6069	.375	1.000

Steel.

	OD	Lg
01-037-5244	.065	.385
00-464-7132	.100	.375
00-483-2788*	.152	.620
00-969-2851	.187	1.500
00-034-3924	.188	1.750
00-034-3927	.188	2.250
* Dyed green		

Steel, Cadmium Plated.

	OD	Lg
00-058-5924	.094	1.375
00-582-2466	.125	.688
00-619-3277	.250	1.125

Steel, CRES.

	OD	Lg
01-072-8343	.065	1.000
00-680-4626	.094	.812
00-627-4889	.101	2.250
00-814-4456	.125	1.500
00-063-9016	.250	1.375

PIN, STRAIGHT, HEADED

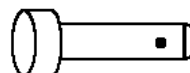
Steel, Cadmium Plated.

00-372-0871

Overall diameter .186 inch, under head length 4.750 inches, eye length .570 inch, loop inside diameter 1.468 inches.

00-879-0338

FLAT HEAD. Drilled end hole.



Copper Alloy.

	OD	Lg
00-753-3875	.562	1.438

Steel.

	OD	Lg
00-282-7050	.310	.938
00-929-6847	.306	.970
00-281-7237	.310	1.812
00-930-6886	.436	1.410

Steel, Phosphate Nickel Surface.

	OD	Lg
00-948-3996	.125	.595
00-921-0862	.250	.845

Steel, Cadmium or Zinc Plated.

	OD	Lg
00-845-4232	.245	.797
00-281-7238	.327	1.188

Steel, CRES.

	OD	Lg
00-088-1609	.128	.562
00-088-1610	.250	1.095
00-989-2776	.310	1.378

FLAT CHAMFER HEAD. Slotted end. Diameter, shank length and slot width and length listed in inches.

Nickel Alloy.

	OD	Lg	Slot W	Shank Lg
00-955-0877	.122	1.120	.015	.200

CRES

	OD	Lg
01-129-3538	.153	2.525

FLAT COUNTERSUNK HEAD/UNDRILLED SHANK. Any acceptable angle. Shank diameter and effective length listed.



Steel, Uncoated.

	OD	Lg
00-501-3210	.837	.359

Steel, Phosphate Coated.

	OD	Lg
00-501-3211	.109	.775

FLAT FILLISTER HEAD, UNDRILLED SHANK. Shank diameter and shank length listed.

Steel.

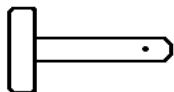
	OD	Lg
00-501-3209*	.172	.611
00-501-3668	.186	.750
00-251-9754	.500	.500
* 100 degree countersunk, .068 inch deep on head.		

Steel, Phosphate Coated.

CLASS 5315

	OD	Lg
00-699-9887	.182	.358

PAN HEAD. Chamfer end, 15 degree angle, drilled hole in shank end. Shank diameter and effective length given in inches.



Steel, Cadmium Plated.

	OD	Lg
00-812-3741	.062	.532
00-811-1265	.123	.595
00-812-3750	.123	.657
00-811-1266	.123	.720
00-812-3757	.123	.782
00-812-3775	.123	.907
00-080-1943	.123	1.032
00-080-1942	.123	1.157
00-811-1270	.123	1.345
00-812-1204	.123	1.657
00-052-3540*	.156	.420
00-080-0170	.185	.407
00-812-3759	.185	.470
00-951-2395	.185	.532
00-812-3766	.185	.595
00-811-1241	.185	.657
00-990-1338	.185	.725
00-087-8226	.185	.782
00-811-1232	.185	.845
00-811-1233	.185	.907
00-811-1256	.185	1.345
00-812-3764	.185	1.410
00-064-2699	.247	.610
00-063-7366	.247	.672
00-081-7874	.247	.860
00-081-7016	.247	1.723
00-770-9181	.250	1.360
00-957-7056	.310	1.032
00-903-5944	.310	1.469
00-825-8353	.372	1.094
00-957-2399	.372	1.282
00-957-9395	.372	1.969
00-057-9985	.372	2.219
00-957-9385	.372	3.157
00-957-0756	.496	2.907

* Non Spec item

Iron Alloy 660.

One end drilled, pan head, straight style. Pin chamfer angle at 15 degrees. Shank diameter and under head length listed.

	OD	Lg
00-998-8118	.250	.922
01-057-1490	.372	1.282

Steel Composition XM-13, Chromium Plated.

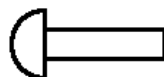
One end drilled, straight style, hardness rated 48.0. Pin chamfered at 15 degree angle.

	OD	Lg
01-160-4638	.185	.910

Steel, CRES.

	OD	Lg
00-823-8634	.250	1.125

ROUND HEAD. Undrilled Shank. Shank diameter and under head length listed.



Steel, Uncoated.

	OD	Lg
00-531-7263	.060	.125

Steel Composition 4130, Zinc Phosphate Treated.


01-089-7675	.200	.460
-------------	------	------

PIN, STRAIGHT, HEADLESS

BOTH ENDS CHAMFERED

BOTH ENDS IDENTICAL.

Diameter and Overall length listed in inches and taper angle (T/A) in degrees.



Copper Alloy.

	Dia	O/A Lg	T/A
00-241-7353	.093	.250	25
00-282-3012	.093	1.040	—
00-014-1346	.184	.500	25
00-014-1359	.250	.500	25
00-276-4803	.250	.750	45

Nickel Alloy 502.

	Dia	O/A Lg	T/A
01-117-7817*	.245	3.250	15

* Drilled Ends

Steel, Uncoated.

	Dia	O/A Lg	T/A
00-501-3203	.063	.609	45
00-241-7427*	.095	.112	45
00-501-3207	.095	.300	45
00-349-8115	.110	1.345	10
00-501-3199	.155	.354	45
00-366-3254†	.250	2.312	45
00-238-0848	.310	1.375	45
00-394-8032	.375	1.312	45
00-297-6421	.434	3.125	.45

* Chamfered one end
† Drilled ends

Steel, Cadmium Plated.

	Dia	O/A Lg	T/A
00-402-5885*	.624	2.150	45
00-579-9881†	.740	1.081	45
00-249-7753	.750	2.375	45

* 1 end drilled, .281 inch diameter

† 1 end drilled, .060 inch diameter

Steel, Passivated.


	Dia	O/A Lg	T/A
00-994-9648*	.126	.578	—
00-808-9685	.125	1.195	60
00-382-7272	.156	1.375	45
00-072-8894	.180	.390	45
00-989-2787	.186	.695	45
00-944-7490	.186	1.045	45
00-088-1611	.187	.296	45
00-209-7977	.189	.562	13
00-014-1195	.247	.625	25
00-014-1198	.247	.812	25
00-619-3392	.256	.500	45
00-952-9810*	.311	.695	45
00-722-6533	.375	2.500	45
00-524-7660	.496	1.625	15
00-251-9986	.562	1.755	15

* 1 end drilled, .281 inch diameter

BOTH ENDS RADIUS

BOTH ENDS IDENTICAL

Diameter and overall length listed.



Steel, Composition 1095.

	Dia	O/A Lg
01-018-3125	.078	.240
00-276-6766	.094	.375
00-282-6888	.250	.750
00-576-9877	.500	1.750

Steel, Phosphate Coated.

	Dia	O/A Lg
00-997-1972	.250	.340
00-271-3707	.126	.875
00-598-9429	.197	1.410

Iron Alloy 660.

	Dia	O/A Lg
00-934-0285	.188	.750

BOTH ENDS ROUNDED

BOTH ENDS IDENTICAL

Diameter and overall length listed.



Steel.

	Dia	O/A Lg
00-318-9710	.147	1.922
00-802-2938	.500	2.125
00-947-4605*	.750	1.906
01-152-9899†	5.012	22.260
01-157-3064†	8.015	30.310

* Passivate coating

† Oil coating

BOTH ENDS SQUARE

Diameter and overall length listed.

CLASS 5315



Aluminum Alloy, Anodized Composition 6061.

	Dia	O/A Lg
01-077-0685	.248	.804

Copper Alloy.

	Dia	O/A Lg
00-816-9761	.188	.562
01-176-5990	.500	1.875

Nickel Alloy.

	Dia	O/A Lg
01-039-7435	.125	1.500
01-132-0617	.374	4.875
01-099-9652	.499	7.562

Plastic. Chamfered end, 1 square end.

	Dia	O/A Lg
01-047-9944	.440	1.377

Steel, Uncoated.

	Dia	O/A Lg
00-275-4766*	.132	.219
00-088-1612	.156	.281
01-011-1448	.185	.490
00-992-0700	.380	2.777

* 5 inches by .062 inch lead, one end

Steel, Cadmium Plated, CRES.

	Dia	O/A Lg
00-934-0231	.247	2.008

Steel, Passivated Composition 302.

	Dia	O/A Lg
01-112-8105	.012	.250
00-784-7442*	.062	.365
01-077-0687	.090	1.380
01-132-0054	.085	1.690
00-970-4847	.085	3.250
00-903-3949	.094	.560
01-217-9283	.104	5.635
00-261-0828*	.125	.297
01-047-9335*	.125	.630
00-816-4794	.188	.750
00-233-2440	.188	.779
01-169-8346	.561	2.875

* CRES

COUNTERSUNK BOTH ENDS

Copper Alloy.


	Dia	O/A Lg
01-142-3595	.438	.812
01-242-6133	.500	.750

ONE END CHAMFERED, ONE END

Steel, Uncoated. 30 degree chamfer angle.

	Dia	O/A Lg
00-501-3215	.092	.500

ONE END CHAMFERED, ONE END RADIUS. 8 degree chamfer angle. Diameter and overall length listed.



Steel, Uncoated.

	Dia	O/A Lg
00-221-5926	.1885	1.500

Steel, Passivated.

	Dia	O/A Lg
00-806-7040	.094	.500

ONE END CHAMFERED, ONE END SQUARE

45 degree chamfer angle. Holes drilled in both ends .057 inch diameter. Diameter, effective length and overall length listed.

Copper Alloy.

	Dia	O/A Lg
00-276-4050	.1875	1.375

PIN, STRAIGHT, THREADED

BOTH ENDS CHAMFERED, 45 DEGREES, BOTH ENDS IDENTICAL. Drilled shank threaded pin. Diameter, thread size, grip length, and overall length listed.

Copper Alloy, 647.

	Dia	UNF	Grip Lg	O/A Lg
00-088-1054	.250	.250	6.906	7.937

Nickel Alloy.

Chamfered Both ends at 45 degree taper angle. First end threaded right hand.

	Dia	UNF	Grip Lg	O/A Lg
01-151-0703	.220	.250	1.3802	.060

Steel, Cadmium Plated.

Oval ends, slot drive one end, other end threaded 1/4 inch with 6-32 UNC-2A thread. Diameter and length listed.

	Dia	UNF	Grip Lg	O/A Lg
00-597-0624	.133	—	.562	—

BOTH ENDS SQUARE. 5/16 inch hole through length of pin. Diameter thread size, grip length and overall length listed.

Steel.

	Dia	UNF	Grip Lg	O/A Lg
00-531-8502*	.470	.500	.562	1.688

* Features break-away head.

Steel, CRES.

	Dia	UNF	Grip Lg	O/A Lg
01-106-0336*	.138	.138	2.312	2.625
00-094-1830†	.196	.190	.560	.920

* UNC threads

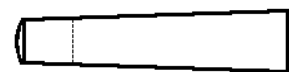
† Features break-away head

First end chamfered, second end square. Left hand thread first end. Second end tapered at 45 degree angle.

	Dia	UNF	Grip Lg	O/A Lg
01-008-2537	.500	.375	.750	1.940

PIN, TAPERED, PLAIN

BOTH ENDS OVAL. Pin size designation and overall length listed.



Steel.

	Size.	O/A Lg
00-051-9867	1	.875
00-188-0177	2/0	1.250
00-865-3754	3	1.375
00-198-5974	3	1.250
00-188-0194	3	2.000

Steel, CRES.

	Size.	O/A Lg
00-188-0214	2	1.250
00-187-3241	5/0	.500
00-187-3243	5/0	.625

OVAL large end, SQUARE small end.

Steel Composition 416. Cres Large end outer radius 2.125 inches, taper .250 inches per foot, Feature: GROOVE 1.109 inches from large end by .343 inch width by .735 inch diameter.

	O/A Lg
00-261-3194	9.218

RADIUS Large end, SQUARE small end.

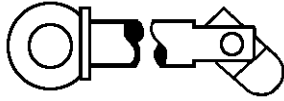
CRES Large end corner radius .937 inch Taper .234 inches per foot.

	O/A Lg
00-261-3185	5.562

PIN, TOGGLE, EYE COLLAR

PIN and TOGGLE. Copper Alloy. Shank diameter and length listed.

CLASS 5315



	Dia	Lg
00-222-2107	3/8	2
00-222-2108	3/8	3
00-222-2110	1/2	2
00-222-2111	1/2	3
00-222-2112	1/2	4
00-222-2113	1/2	5

Copper TOGGLE. Galvanized Steel Pin.

	Dia	Lg
00-221-6333	1/4	1
00-221-6335	1/4	2
00-221-6336	1/4	3
00-221-6337	3/8	1-1/2
00-221-6339	3/8	2-1/4
00-221-6340	3/8	2-1/2
00-221-6342	3/8	3
00-221-6344	3/8	3-1/2
00-221-6345	3/8	4
00-221-6347	17/32	4-17/32
00-221-6350	1/2	2
00-221-6352	1/2	3
00-221-6353	1/2	4
00-221-6354	1/2	5
00-221-6357	5/8	3
00-221-6360	5/8	6

PIN AND TOGGLE. Steel, Composition 304.

	Dia	Lg
00-664-0459	3/8	2.090
00-664-0462	17/32	2.531
00-664-0463	1/2	4.000

Steel Comp 304, Eye Collar style. Eye inside diameter 0.250 inches nominal. Shank length 2.250 inches nominal, eye stock thickness 0.125 inches nominal, shank diameter 0.375 inches nominal, collar outside diameter 0.625 inches nominal.

00-456-2102

Steel Comp 304, Eye Collar style. Eye inside diameter 0.750 inches nominal. Shank length 4.625 inches nominal, eye stock thickness 0.250 inches nominal, shank diameter 1.125 inches nominal, collar outside diameter 1.750 inches nominal.

01-363-7457

STAPLE

STRAIGHT RECTANGULAR HEAD

Steel

Smooth shank. Size, width between prongs, and overall length listed.

Heavy Duty.

	Size	W	Lg
00-889-2602	4	.455	1/4
00-889-2603	5	.455	5/16
00-889-2604	6	.455	3/8

Medium Duty.

	Size	W	Lg
00-889-2601	4	.455	.250

HOG RING HEAD

Steel (non-sterilized)

Rectangular, Stock diameter .062. 1/4 inch completely closed staple inside diameter.

00-680-3957

Nickel-Copper Alloy.

Straight rectangular stock. Blunt point, Hardened, Fish hook barbs on both points. Size, width between prongs, and overall length listed.

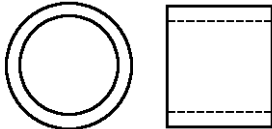
	Size	W	Lg
00-812-0142	—	15/16	7/16

CLASS 5320 RIVETS

NOTE: As non-plastic alternatives to plastic items currently in use are identified, information will be provided through shopping advisory messages and the Afloat Shopping Guide. To help you shop more "wisely", items recommended for shipboard use will be annotated with "NP" by the National Item Identification Number.

COLLAR, GROOVED PIN-RIVET

Aluminum Alloy 2024, Anodized



Grease film lubrication

	ID	OD	H
00-551-8001	.250	.395	.228

Aluminum Alloy 6061, Configural type heat treated to H-84.

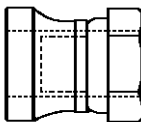
	ID	OD	H
00-286-4631	.262	.405	.320

Copper Alloy 464

	ID	OD	H
01-082-2171	.377	.688	.094

COLLAR, PIN-RIVET, THREADED

NOTE: Collars should be installed with the applicable rivet pin and tools as recommended by the manufacturer, and in accordance with the manufacturer's instructions. Collar selection is usually based upon temperatures involved in the application and the method of installation. See pin-rivet, grooved for the applicable rivet pin to install with collar.



FOR HI-SHEAR TYPE PINS

Aluminum Alloy, Anodized

Cetyl Alcohol lubrication

No. 8-32 UNJC-3B

	ID	OD	H
00-076-4071	.169	.290	.427
00-959-0172	.170	.290	.437

No. 10-32 UNJF-3B

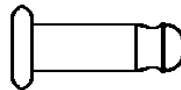
	ID	OD	H
00-631-3429	.188	.305	.447

1/4-28 UNJF-3B

	ID	OD	H
00-631-3430	.256	.410	.547

PIN-RIVET, GROOVED

NOTE: Rivet pins should be installed with collars and tools as recommended by the manufacturer and in accordance with the Manufacturer's instructions. See Collar. Rivet Pin for the applicable collar to install with pins.



HI-SHEAR TYPE PINS

Aluminum Alloy, Comp 6061

Undercut, Pan Head, Multiple grooved pin rivet shank.

	Shank Dia	Grip Lg
01-207-0351	.249	.687
01-204-4045	.249	.937
01-204-4046	.249	1.000

Iron Alloy 660

Dry film lubrication 32 UNJC-3B, thread size .164 inches. Operating temperature range 176.67 to 648.89 degrees Celsius.

	Shank Dia	Grip Lg
00-298-6164	.177	.285
01-208-8072	.249	.750
01-201-8980	.249	.813
01-207-0352	.249	.875

Steel, CRES

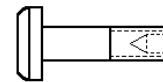
Multiple grooved shank, 1455 single PSI shear strength.

	Shank Dia	Grip Lg
01-017-4185	.193	.178

PIN-RIVET, THREADED

HI-SHEAR THREADED PINS

Flat chamfer head. Close tolerance shank.



Steel-Alloy, Cadmium Plated

Heat treated to 160000-180000 PSI tensile strength.

No. 8-32 UNJC-3A

	Dia	Grip/Lg
00-959-0334	.163	.193
00-959-0158*	.163	.193
00-959-0336	.163	.255
00-959-0338	.163	.317
00-959-0345	.163	.380
00-959-0350	.163	.630

* Flush 100 degree countersunk head.

No. 10-32 UNJF-3A

	Dia	Grip/Lg
00-959-7205	.190	.130
00-959-7214	.190	.193
00-959-0150*	.190	.193
00-999-9407	.190	.255
00-959-0148*	.190	.255
00-869-1498	.190	.255
00-959-0461	.190	.317
00-959-0463	.190	.380
00-959-0145*	.190	.505
00-103-0727	.190	.567

* Flush 100 degree countersunk head.

32 UNJF-3A

	Dia	Grip/Lg
00-701-9807	.190	.193
00-864-6097	.190	.317
00-864-6099	.190	.380
00-869-4298	.190	.443
00-869-1486	.190	.505

Titanium Alloy

32 UNJF-3A, Cetyl Alcohol lubrication

	Dia	Grip/Lg
01-377-2618	.190	.325
00-292-6074	.190	.380

CLASS 5320

RIVET, BLIND

For use where access to only one side of the work is available. To be installed with tools supplied or recommended by the rivet Manufacturer and in accordance with Manufacturers instruction.

Shank diameter and grip range shown as minimum and maximum or nominal dimensions in inches.

Aluminum Alloy

Flush countersunk head, 100 degree angle. Drive pin shank. Plain type T.

	Shank Dia	Grip Range
00-918-4798	.125	.126-.187

Flush countersunk head, 100 degree angle. Self plugging shank, plain stem Type T.

	Shank Dia	Grip Range
00-987-1076	.125	.063-.125
00-054-8416*	.157	.188-.250
00-493-4103†	.187	.161-.220
00-057-1706‡	.188	.080-.125
01-004-4137	.188	.500 max

* Serrated stem Type with expansion device.

† 120 Degree head angle.

‡ Strain hardened locking ring.

Flush countersunk head, 100 degree angle. Self plugging, shank mechanically lock stem. Serrated stem Type W.

	Shank Dia	Grip Range
00-151-5516	.126	.063-.125
00-006-0806	.126	.126-.187
00-176-6281	.126	.188-.250
00-090-5394	.126	.251-.312
00-246-4369	.157	.080-.125
00-165-2084	.157	.126-.187
00-165-2083	.157	.251-.312

Flush countersunk head, 100 degree angle. Self plugging shank with grooved end for locking. Plain stem Type T.

	Shank Dia	Grip Range
00-239-1293*	.127	.179-.203
00-081-8307	.188	.215-.312

* Serrated stem Type W

Oval/truss head, pull through hollow shank.

	Shank Dia	Grip Range
00-454-5156	.187	.351-.430

Oval washer head, drive pin shank. Plain stem Type T expansion device.

	Shank Dia	Grip Range
00-918-4886	.156	.063-.125

Universal head, self plugging mechanical locking stem. Serrated stem Type W.

	Shank Dia	Grip Range
00-945-4746	.125	.063-.125
00-941-7908	.125	.126-.187
00-988-9150	.156	.188-.250

	Shank Dia	Grip Range
00-932-5717	.188	.188-.250

Universal head, pull through hollow shank. Knob stem type K.

	Shank Dia	Grip Range
00-993-7363	.156	.187 Nom

Oval/Truss head style, pull through hollow shank. Knob stem-type K.

	Shank Dia	Grip Range
00-956-7355	.188	.126-.250

Universal head, self plugging shank Plain Stem Type T.

	Shank Dia	Grip Range
01-014-7503*	.125	.126-.187
00-510-7823	.126	.063-.125
00-904-4136	.126	.126-.187
01-015-6896	.126	.188-.250
00-052-1972	.126	.251-.312
00-903-8778	.126	.313-.375
00-303-1060	.157	.040-.125
00-938-6713	.157	.188-.250
00-395-6494	.157	.251-.375
00-408-6073	.188	.063-.125
00-493-4101	.188	.126-.250
00-409-6841	.188	.251-.375
00-408-9928	.188	.376-.500

* Non Spec Item

Serrated stem Type W.

	Shank Dia	Grip Range
00-582-3305	.126	.126-.187
00-582-3496	.157	.188-.250
00-115-6368	.157	.188-.250

Universal head self plugging shank Mechanically, Locked Stem.

	Shank Dia	Grip Range
00-922-3517	.157	.251-.312
00-213-9158	.188	.313-.375
00-997-4727	.188	.376-.437
00-213-9163	.188	.501-.562

	Shank Dia	Grip Range
00-150-4092	.126	.063-.125
00-151-5520	.126	.126-.187
00-008-3719	.157	.063-.125
00-188-1613	.157	.126-.187

Universal head, self-plugging shank with grooved end for locking. Serrated stem, Type W.

	Shank Dia	Grip Range
00-945-4694	.125	.025-.062
00-167-4943	.127	.037-.061

Aluminum Alloy and Steel Cadmium Plated.

Flush countersunk head, self plugging Mechanically Locked Serrated Stem. Type W.

	Shank Dia	Grip Range
01-085-3321	.127	.051-.125
01-136-4497	.127	.126-.187
01-136-3562	.127	.188-.250

	Shank Dia	Grip Range
01-133-2233	.127	.251-.312
01-084-6093	.127	.313-.375
01-033-8639*	.142	.063-.125
01-129-4525	.158	.065-.125
01-084-6090	.158	.126-.187
01-084-6089	.158	.188-.250
01-135-6799	.158	.376-.437
01-036-2824*	.173	.188-.250
01-084-6101	.190	.188-.187
01-136-1785	.190	.188-.250
01-136-1787	.190	.251-.312

* Non Spec item.

	Shank Dia	Grip Range
01-034-1885	.142	.126-.187
01-034-1883	.142	.188-.250
01-034-1886	.142	.251-.312
01-040-4811	.142	.313-.375
01-090-3166	.142	.376-.437
01-092-2125	.142	.438-.500
01-034-6673	.174	.063-.125
01-133-7300	.174	.126-.187
01-035-6183	.174	.251-.312
01-034-2843	.174	.313-.375
01-087-8841	.174	.376-.437
01-033-9126	.204	.188-.250
01-033-8181	.204	.251-.312

Universal head, self-plugging shank Mechanically Locked Stem. Type W.

	Shank Dia	Grip Range
01-151-1061	.127	.063-.125
01-138-4239	.127	.126-.187
01-143-5079	.127	.188-.250
01-134-5844	.127	.251-.312
01-086-3597	.127	.313-.375
01-136-8361	.158	.063-.125
01-133-5889	.158	.126-.187
01-085-1240	.158	.188-.250
01-134-5839	.158	.251-.312
01-159-9411	.158	.313-.375
01-143-5075	.190	.063-.125
01-135-7319	.190	.126-.187
01-136-1782	.190	.188-.250
01-084-9235	.190	.251-.312

	Shank Dia	Grip Range
01-033-8641	.142	.020-.062
01-033-9127	.142	.063-.125
01-033-8642	.142	.126-.187
01-033-9128	.142	.188-.250
01-033-9663	.142	.251-.312
01-040-4810	.142	.313-.375
01-091-1864	.142	.376-.437
01-091-9175	.174	.062 max
01-033-8177	.174	.063-.125
01-037-1249	.174	.251-.312
01-033-8179	.174	.188-.250
01-033-8176	.174	.251-.312
01-033-8178	.174	.313-.375
01-091-9177	.174	.376-.437
01-092-6976	.174	.438-.500
01-081-2546	.203	.020-.062
01-033-9125	.203	.063-.125
01-033-8638	.203	.126-.187
01-033-8637	.203	.188-.250
01-034-1884	.203	.251-.312
01-033-8180	.203	.313-.375

Aluminum Alloy Sleeve, Anodized, Steel Stem

Oval/truss head, self plugging shank. Knob stem type K.

	Shank Dia	Grip Range
00-850-3282*	.094	.376-.500
00-850-3267	.156	.251-.375

* Plain stem Type T

Universal head, self-plugging shank, knob stem type K.

	Shank Dia	Grip Range
00-860-6605	.094	.040-.125
00-426-4916*†	.187	.062-.250
00-850-3266	.187	.063-.125
00-962-4693	.187	.251-.375
00-571-2363	.187	.501-.625

* Plain stem Type T expansion device.

† Non Spec item

Iron Alloy

Flush countersunk head, self-plugging mechanically locked stem. Serrated stem Type W.

	Shank Dia	Grip Range
00-519-7875	.126	.063-.125
01-369-5750	.157	.126-.187

Nickel Alloy Anodized, Cadmium and Chromate Treatment.

Flush countersunk head, 100 degree angle. Self plugging mechanically locked stem. Serrated stem type W.

	Shank Dia	Grip Range
01-091-6942	.095	.063-.125
00-958-8383*	.125	.045-.062
00-800-6277	.141	.063-.125
00-800-6278	.141	.126-.187
00-958-6194	.141	.188-.250
00-005-0989	.141	.313-.375
00-800-6274	.174	.063-.125

* Non Spec Item

Universal head, pull through hollow shank, type W. National aeronautical. Type W, with lock ring.

	Shank Dia	Grip Range
00-800-6275	.141	.063-.125

Universal head, self plugging shank, Mechanically Locked Serrated Stem. Type W. National Aeronautical.

	Shank Dia	Grip Range	Dash No.
00-999-2188*	.125	.126-.187	—
00-779-0293	.174	.126-.187	B5-3
00-937-5448	.174	.251-.312	—
00-490-2237	.203	.376-.437	B6-7

* Non Spec Item

Nickel and Steel

Universal head, self-plugging shank. Plain stem Type T.

	Shank Dia	Grip Range
01-290-3803	.164	.099-.101
01-291-2267	.164	.345-.406
00-171-2693	.250	.301-.500

Universal head. Self plugging shank, Mechanically Locked Serrated stem Type W. .

	Shank Dia	Grip Range
01-042-2894	.141	.188-.250

Steel

Flush countersunk head, 100 degree angle. Pull through hollow shank.

	Shank Dia	Grip Range
00-135-1125	.094	.063-.125
00-005-6257	.094	.376-.437
00-865-8994*	.125	.250 Nom

* Drive stem Type H

Steel, Overall

Flush countersunk head, 100 degree angle. Pull through hollow shank. Serrated stem Type W.

	Shank Dia	Grip Range
00-005-6256	.094	.188-.250

Oval/truss head, pull through hollow shank. Knob stem type K.

	Shank Dia	Grip Range
00-965-9504	.125	.121-.170

Steel, Cadmium Plated

Flush countersunk head pull through hollow shank. Type W.

	Shank Dia	Grip Range
00-411-9439	.094	.126-.187

Flush countersunk head, self plugging high clinch shank. Type W.

	Shank Dia	Grip Range
01-234-1461	.094	.251-.312
00-005-6258	.094	.376-.437

Flush countersunk, 100 degree angle. Self-plugging shank, mechanically locked Stem. Have mechanical Steel locks.

	Shank Dia	Grip Range
00-515-0076*	.198	.125-.187
01-231-3326	.198	.344-.407

* Non Spec Item

Steel, CRES

Flush countersunk head, 100 degree angle. Threaded self-plugging shank. National Aeronautical.

	Shank Dia	Grip Range
01-290-3803	.164	.099-.101
01-291-2267	.164	.345-.406

Steel

Oval/truss head, pull through hollow shank. Plain stem type T.

	Shank Dia	Grip Range
00-850-3247	.188	.063-.125

Oval truss head, self-plugging shank, type T.

	Shank Dia	Grip Range
00-850-3233	.187	.126-.250

Oval truss head, self-plugging high clinch shank. Knob stem type K.

	Shank Dia	Grip Range
00-850-3225	.156	.251-.375
00-850-3241*	.187	.251-.375

* Non Spec Item

Flush countersunk head, 100 degree angle. Blind rivet, nut and bolt shank. Threaded stem.

	Shank Dia	Grip Range
00-986-6904	.311	.125
00-735-4966	.311	.312 Nom

Titanium Alloy and Steel Comp

Flush countersunk head, 100 degree angle. Threaded self-plugging shank with sleeve. Threaded stem.

	Shank Dia	Grip Range
01-279-3378	.163	.188
01-279-3379	.163	.250
01-279-3380	.163	.313
01-280-4613	.163	.438
01-279-3844	.198	.188
01-279-3845	.198	.250
01-279-3847	.198	.375

RIVET, SOLID

Aluminum Alloy

Aluminum Alloy rivets with moderately high strength, suitable for riveting Aluminum Alloy sheet. Solution heat-treated (T4) by manufacturer, and require no further treatment before use.

Aluminum Alloy, Comp. 2117-T4 Anodized.

Straight shank with plain, chamfered, or radius ends. Shank diameter and fastener length shown in inches.

Flush countersunk head, 100 degree angle. Straight chamfered radius.

CLASS 5320



1/16 inch SHANK Diameter

	Fas Lg
00-117-6010	3/16

3/32 inch SHANK Diameter

	Fas Lg
00-117-6937	3/16
00-117-6938	1/4
00-117-6939	5/16
00-584-0672	3/8
00-117-6941	7/16
00-117-6942	1/2

1/8 inch SHANK Diameter

	Fas Lg
00-117-6948	3/16
00-117-6949	1/4
00-117-6950	5/16
00-117-6951	3/8
00-117-6952	7/16
00-117-6953	1/2
00-117-6956	3/4
00-117-6880	1-3/4

5/32 inch SHANK Diameter

	Fas Lg
00-117-6881	1/4
00-117-6883	3/8
00-117-6884	7/16
01-288-5666	7/16
00-117-6885	1/2
00-117-6888	3/4

Aluminum Alloy 2117, Anodized

Universal head with chamfer radius. Mil Std MS20470-.



1/16 inch SHANK Diameter

	Fas Lg
00-119-6774	1

3/32 inch SHANK Diameter

	Fas Lg
00-117-6815	1/4
00-242-0370*	7/16
00-808-7822	1/2
* Aluminum Alloy 1100	

1/8 inch SHANK Diameter

	Fas Lg
00-117-6516	3/16
00-117-6826	1/4
00-754-0822	5/16

	Fas Lg
00-117-6828	3/8
00-117-6830	1/2
00-117-6833	3/4

5/32 inch SHANK Diameter

	Fas Lg
00-117-6837*	1/4
01-349-8951	5/16
00-619-4039*	5/16
00-117-6839	3/8
00-117-6840*	7/16
00-117-6841	1/2
00-117-6843*	5/8
00-117-6845	1

* Without Chamfered ends

3/16 inch SHANK Diameter

	Fas Lg
01-289-6073	3/8
00-117-6851	3/8
00-117-6853	1/2
00-117-6856	3/4

Aluminum Alloy 2024, Anodized

5/32 inch SHANK Diameter

	Fas Lg
00-143-6079	5/16
00-902-8678	3/8

Flush countersunk head, straight shank.



Copper Alloy

1/8 inch SHANK Diameter

	Fas Lg
00-209-3940	3/8

Nickel Alloy, 400 Series

Flush countersunk head, 100 degree angle. Straight chamfered shank.

1/16 inch SHANK Diameter

	Fas Lg
01-163-5873	1/4

Universal head, straight shank.



1/16 inch SHANK Diameter

	Fas Lg
00-889-2678	3/16
00-068-0405	9/16

3/32 inch SHANK Diameter

	Fas Lg
00-702-4975	3/4

1/8 inch SHANK Diameter

	Fas Lg
00-684-9910	1/4
00-806-2623	1-1/4

Iron Alloy

Universal head, countersunk shank.

1/16 inch SHANK Diameter

	Fas Lg
01-083-6532	5/16

Universal head, straight shank.

1/8 inch SHANK Diameter

	Fas Lg
00-926-5899	1/4

Steel, Cadmium Plated

Flush countersunk head, 100 degree angle. Straight shank.



3/16 inch SHANK Diameter

	Fas Lg
00-291-0932	2

Titanium Alloy

Universal head, straight shank.

1/8 inch SHANK Diameter

00-170-3039	3/16
-------------	------

RIVET, SPLIT

Copper Alloy

Oval/truss head, split shank.



.146 inch SHANK Diameter

	Fas Lg
00-276-1299*	3/8
* Slot 11/32 inches deep.	

RIVET, TUBULAR

Aluminum Alloy 2117 with Oxide film

1/16 inch SHANK Diameter

	Shank Dia	Fas Lg	Hole Dp
00-821-4995	.060	1/8	1/16
00-721-5244	.088	5/32	1/16

Steel, Comp 430

.120 inch SHANK Diameter

	Fas Lg	Hole Dp
01-119-5093	.750	.095

Nickel Alloy, Annealed

1/8 inch SHANK Diameter

	Fas Lg	Hole Dp
00-789-2077	1/4	A/A

Steel CRES

3/32 inch SHANK Diameter

	Fas Lg	Hole Dp
00-219-7354	.188	.105

1/8 inch SHANK Diameter

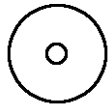
	Fas Lg	Hole Dp
00-286-7578	.500	.190
00-205-7344	.562	.210

CLASS 5325 FASTENING DEVICES

NOTE: As non-plastic alternatives to plastic items currently in use are identified, information will be provided through shopping advisory messages and the Afloat Shopping Guide. To help you shop more "wisely", items recommended for shipboard use will be annotated with "NP" by the National Item Identification Number.

CAP, SNAP FASTENER

Designed to permanently fasten a snap fastener socket to a material.



REGULAR WIRE SPRING CLAMP.

Copper Alloy Enamel Coated.

	O/A Lg/In.	Shank Lg/In.	Shank Dia/In.
00-359-6844 _{NP}	.297	.172	.156

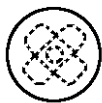
Copper Alloy 260, Nickel Plated.

	O/A Lg/In.	Shank Lg/In.	Shank Dia/In.
00-276-4953 _{NP}	.281	.172	.156

SMALL WIRE SPRING CLAMP TYPE

Copper Alloy.

	O/A Lg	Shank Lg	Shank Dia
00-253-5339 _{NP}	.219	.125	.109



THREE WAY LOCKING TYPE.

Aluminum Alloy, 2017 or 2117

	O/A Lg/In.	Shank Lg/In.	Shank Dia/In.
00-737-7648 _{NP} *	.626	.500	.274

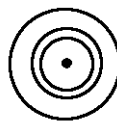
* Non Spec Item

Copper Alloy, Oxide finish.

	O/A Lg/In.	Shank Lg/In.	Shank Dia/In.
00-891-9073 _{NP} *	.296	.171	.156

* Non Spec Item

Copper Alloy, Enamel Finish.



LARGE RIVET TYPE.

	Cap O/A Lg	Cap Head Dia
00-281-2553 _{NP}	.266	4B

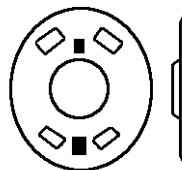
CHAIN, INTERLOCKING, SLIDE FASTENER

Copper Alloy chain with Olive Drab Cotton tape. Closed bottom type stop. Mildew and water resistant. Fastener extension 3/4 to 1 inch. 120 inches long. Tape width 3/4 inch, non-separating, non-reversible.

	Size
00-281-4781 _{NP}	Medium

CLINCH PLATE, SNAP FASTENER

Copper Alloy, Nickel Plated. For permanently fastening snap fastener sockets or studs to a material by prongs or riveting. 13/16 inches wide by 15/16 inches long by 1/16 inches high.




00-276-4282 _{NP}
00-276-4283 _{NP} *

* Enamel Coated

EJECTOR SPRING ASSEMBLY, TURNLOCK FASTENER

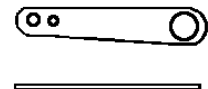
Steel, Cadmium or Zinc Treated. With ring type securing device. Dimensions as follows: E/H (Eyelet Height); DB/F (Distance Between Flanges, SO/D (Smallest Outside Diameter), .475; long outside diameter; Largest Outside Diameter .625; Eyelet Inside Diameter .421.



	E/H	DB/F
00-285-7795 _{NP}	.188	.171
00-141-7957 _{NP}	.203	.125

EJECTOR SPRING, TURNLOCK FASTENER

.018 inches thick. Dimensions as follows: A Spring overall Length; B Spring mounting hole diameter; C Distance from grommet hole center to mounting hole center.



Cadmium and Chromate Treated.

	A	B	C
00-703-1451 _{NP}	3.810	2.844	.259

Steel, Cadmium Plated Steel.

	A	B	C
00-321-4269 _{NP}	3.375	2.500	.312

EYELET, METALLIC

STRAIGHT ROUND TYPE BARREL. Barrel height (A), barrel outside diameter (B) and flange outside diameter (C), given in inches.



Copper.

	A	B	C
01-029-0816 _{NP}	.050	.031	.048

Copper Alloy, Gold Plated.

	A	B	C
00-097-6527 _{NP} *	.047	.047	.075
00-062-2374 _{NP} *	.063	.047	.075
01-030-8486 _{NP} *	.064	.061	.092
00-139-0328 _{NP} *	.078	.022	.032
00-470-5311 _{NP} *	.079	.031	.047
00-947-4440 _{NP}	.093	.030	.059
00-558-1785 _{NP} *	.093	.047	.075

CLASS 5325

	A	B	C
01-076-9499 _{NP} *	.093	.060	.090
01-034-2869 _{NP} *	.093	.060	.090
00-813-6947 _{NP}	.093	.059	.105
00-234-7913 _{NP} *	.094	.031	.047
01-057-7256 _{NP} *	.094	.047	.075
00-726-8804 _{NP}	.125	.062	.105
00-956-5741 _{NP}	.156	.089	.150
01-047-9525 _{NP}	.170	.087	.076

FLAT FLANGE

Copper Alloy, Black overall with a straight round type barrel. Dimensions shown in inches.

	A	B	C
01-023-3843	.297	.156	.562

Copper Alloy, Nickel Plated.

	A	B	C
00-275-4461 _{NP}	.265	.115	.210

Copper Alloy 125 or 105 or 116, Tin Plated.

SPCC HX High Quality Control Items.

	A	B	C
01-013-9732 _{NP}	.093	.047	.080
01-013-9733 _{NP}	.093	.059	.090

TAPERED ROUND TYPE. OVAL FLANGE

Barrel height (A), barrel outside diameter (B), flange outside diameter (C), and barrel largest outside diameter (D), shown in inches.



Copper Alloy.

	A	B	C	D
00-239-0647 _{NP}	.145	.180	.285	.190

FUNNEL FLANGE, STRAIGHT TYPE. Barrel height (A), barrel outside diameter (B), and flange outside diameter (C), shown in inches.



Copper Alloy, Gold Plated.

	A	B	C
00-861-4114 _{NP}	.078	.047	.079
00-054-0088 _{NP}	.086	.030	.059
00-052-2266 _{NP}	.109	.047	.079
00-057-5706 _{NP} *	.162	.047	.075

* Uncoated

EYELET, TURNLOCK FASTENER

For captivating studs to a panel eliminating wear of stud against the panel.



Aluminum Alloy overall.

	ID	OD	H
00-638-4301 _{NP}	.188	.312	.125
00-281-4969 _{NP}	.219	.375	.063
00-141-4003 _{NP}	.252	.438	.087
00-141-4002 _{NP}	.313	.563	.110

Steel, Cadmium or Zinc Plated.



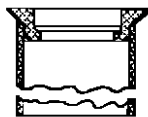
	ID	OD	H
00-282-2045 _{NP}	.354	.621	.197
00-369-2721 _{NP} *	.354	.621	.197

* Steel, Passivated

Steel, Cadmium Plated.



	ID	OD	H
00-449-2797 _{NP}	.344	.625	.188
00-282-7463 _{NP}	.356	.625	.197
00-550-2335 _{NP}	.359	.625	.203
00-282-2047 _{NP}	.359	.621	.197



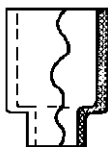
	ID	OD	H
00-292-8817 _{NP}	.390	.621	.344

Steel, Cadmium or Chromate Plated.



	ID	OD	H
00-432-9964 _{NP}	.129	.297	.072
00-747-9928 _{NP}	.488	.621	.197

Steel, Comp 1118, Cadmium Plated.



	ID	OD	H
00-980-5642 _{NP}	.225	.344	.630

Steel, Nickel overall.

	ID	OD	H
00-043-4682 _{NP}	.421	.621	.113

FASTENER ASSEMBLY, TURNLOCK

Steel, Cadmium and Chromate Treated. Stud shank style turnlock. Flat countersunk head style, and turnlock receptacle with plain mounting hole. Cross recess type drive. Dimensions as follows: Stud Shank Major Diameter .375; Head Diameter .525; Receptacle Length overall 1.135, Width .625; Height .625, C-C distance between Mounting Holes .875, and Mounting Hole Diameter .100.

	Grip Lg	Thk
00-406-5478 _{NP}	.730	.256

FASTENER, PANEL

Steel AISI 1137, Cadmium Plated.

.500 inch diameter head, .282 inches long overall. Number 10-32 UNF thread.

01-043-7885_{NP}

FASTENER, SLIDE, INTERLOCKING

Aluminum or Copper Alloy or Plastic or Steel.

Medium Heavy Duty.

Straight contour. Slate Gray tape .719 to .812 inches wide, with .750 inch fastener tape extension length. Stop types, closed bottom-bridge top. One long tab slider, nonreversible. Automatic locking device. Mildew and water resistant.

	Lg/In.
00-232-2057	35.500-36.250

Copper Alloy.

Medium Duty Special.

Cadmium Plated slider, Copper Alloy Dichromate slider pull. Straight contour. Olive Drab tape .750 inches wide, with .750 inch fastener tape extension length. Stop types, separating unit bottom open top. One short tab, nonreversible with automatic locking device. Mildew and water resistant.

	Lg/In.
00-252-5398	11
00-007-3295*	24

* Flange type locking device.

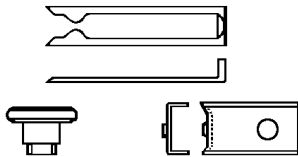
Medium Heavy Duty.

Straight contour. Olive Drab tape .750 inch wide, with .750 inch fastener tape extension length. Right hand separation with quick release. Stop types, open top and bottom. Two sliders, nonreversible. One short tab.

00-833-9102 Lg./In. 30

FASTENER, SNAPSLIDE

Steel, CRES with Copper Alloy washer, Passivated overall. Flat turned up end latch style .050 inches thick by 1.125 inches long overall by .437 inches wide. With .187 inch notch diameter. Indented end latch guide style .468 inch inside diameter by .250 inches long, with .130 inch diameter guide hole. Snapslide post style with .125 inch hole depth, .625 inches long overall, .086 inch diameter mounting hole, .125 inch shank outside diameter, .375 inch head outside diameter, .075 inches long post shoulder, .113 inches long post shank.



00-171-4238_{NP}

FASTENER, TURNBUTTON

SOCKET STYLE, two screw holes, base design, on a 7/8 mounting center. Base length and width shown in inches.



Copper Alloy.

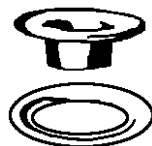
01-088-8982_{NP} Lg./In. 1.250 W./In. .469

GROMMET, METALLIC

TAPERED ROUND BARREL

Finished hole diameter after insertion, and barrel height before crimping, shown in inches.

FLAT WASHER WITH FORMED INNER EDGE



Copper Alloy.

	Hole Dia	H
00-291-0302 _{NP}	.156	.135
00-231-6589 _{NP}	.250	.175
00-231-6591 _{NP}	.500	.374

SINGLE ROW, TOOTHED WITH FLANGE
Copper Alloy, 260 or 268

	Hole Dia	H
00-231-6582 _{NP}	.250	.173
00-231-6619 _{NP}	.312	.210
00-291-0289 _{NP}	.375	.245
00-291-0293 _{NP}	.438	.255
00-231-6586 _{NP} *	.500	.323
00-231-6587 _{NP} †	.625	.380

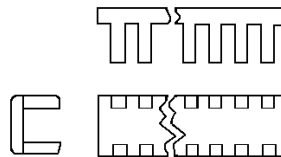
* 1 Gross per box
† Double row toothed

GROMMET, NONMETALLIC

Plastic Cellulose Acetate Butyrate For drainage use AN231-4 spec number..

	O/A	Thk
00-737-0831	1.187	.032

Plastic Polyamide



Edging style, 12-3/4 maximum length.

Solid construction.

	H	W
00-960-2410	.150	.155
00-926-1394	.220	.155
01-025-4479	.220	.155
00-027-0322*	.220	.155
01-032-9365	.406	.375

* Round style Non Spec

Split construction.

	H	W
00-074-3301	.175	.155
00-923-9512	.325	.230

Rubber, Synthetic.

Hot oil, and coolant resistant. 45-50 durometer.



.062 Groove Width.

	Hole Dia	Groove Dia
00-286-6047	.125	.250
00-174-5317	.188	.311
00-263-6632	.250	.438
00-174-5315	.250	.750
00-276-6228	.311	.562
01-288-7881	.375	.500
00-291-9366	.375	.625
00-290-6163	.437	.688
00-276-6100	.500	.812
00-281-1557	.625	.875
00-276-6091	.688	1.000
00-276-6343	1.000	1.375
00-185-0018	1.000	1.875

.125 Groove Width.

	Hole Dia	Groove Dia
00-185-0017	.188	.312
00-582-3601	.311	.562
00-795-0719	.500	.812
00-185-0001	.625	.859
00-276-5954	.750	1.060
00-184-9858	.438	.688

.250 Groove Width.

	Hole Dia	Groove Dia
00-276-6056	.750	1.000

NON-SPEC COMMERCIAL TYPE ITEMS

Rubber.

Round/Solid Style.



.750 hole diameter. Groove .078 wide by .875 outside diameter. 1.500 overall height. 1.125 outside diameter large flange.

01-115-8798

.094 Groove Width



	Hole Dia	Groove O/D
00-291-7705	.312	.469

Rubber Natural or Synthetic

Round/Solid Style.

.062 Groove Width.

	Hole Dia	Groove O/D
00-276-4993	.281	.375

Rubber, Synthetic.

Round/Solid Style.

.046 Groove Width.

	Hole Dia	Groove O/D
00-840-7162	.203	.297
00-840-7165	.422	.563

.063 Groove Width.

	Hole Dia	Groove O/D
01-013-4060*	.125	.250
00-171-8631*	.297	.438
00-811-1970*	.328	.406

* Coolant and oil resistant.

CLASS 5325

.093 Groove Width.

	Hole Dia	Groove O/D
00-873-5698	3.375	3.500

.125 Groove Width.

	Hole Dia	Groove O/D
01-011-6587	.187	.468
00-730-7048*	.313	.438
00-972-8377	.500	.750
01-018-7175	.843	1.343

* Coolant and oil resistant.

.133 Groove Width.

	Hole Dia	Groove O/D
00-084-4328*	.375	.500

* Coolant and oil resistant

.188 Groove Width.

	Hole Dia	Groove O/D
00-596-7618*	.750	1.062

* Coolant and oil resistant.

.625 Groove Width.



	Hole Dia	Groove O/D
00-972-8378*	.250	.500
01-011-5008*	.687	.937
01-014-4409*†	.843	1.093

* Coolant and oil resistant

† Split style

1 Inch Groove Width (Split Type).

	Hole Dia	Groove O/D
01-018-7176	1.312	1.812
01-014-4414*	1.906	2.406

* Coolant and oil resistant



	Hole Dia	Groove O/D
01-027-0930	.219	.437

Round/Split Style.



.065 Groove Width.

	Hole Dia	Groove Dia
00-419-6689	.304	.429

.095 Groove Width.

	Hole Dia	Groove Dia
00-419-6690	.304	.429

Square/Solid Style.



.250 hole diameter, .080 deep by .030 Wide groove, .050 flange thickness, .510 overall height.

00-503-5897

INSERT, PANEL FASTENER

Aluminum Alloy Chromate or Anodized overall. Flush flange insert style. .190 inch Body diameter, .593 inch flange diameter, .455 inch overall length. Features potting hole and furnished with a floating nut.

00-849-4001

Aluminum Alloy Chromate overall. Flush flange insert style. .309 inch body diameter, .625 inch flange diameter and .030 inch thick flange. Features grommet and .219 inch panel thickness.

00-704-0704

CRES, Passivated, .212 inch long Body. .093 inch diameter Flange. .215 inch diameter by .030 inches thick.

01-032-6794_{NP}

POST, SNAP FASTENER

Copper. For permanently fastening a snap fastener stud to a material.



Black Enameled.

	Lg	Dia
00-250-6858 _{NP}	.203	.109
00-276-4978 _{NP}	.281	.156
00-281-4359 _{NP}	.328	.141

Nickel Plated.

	Lg	Dia
00-484-5478 _{NP}	.188	.109

	Lg	Dia
00-276-4969 _{NP}	.281	.156
00-202-2407 _{NP}	.281	.171
00-486-7954 _{NP}	.297	.156

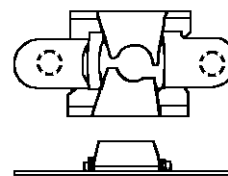
RECEPTACLE, POSITIVE LOCK

Steel, Passivated. Positive lock receptacle. .526 inches high. Receptive material, .060 inches thick, (2) mounting holes: .098 inch diameter, .687 center to center.

00-264-2172_{NP}

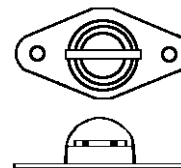
RECEPTACLE, TURNLOCK FASTENER

Steel, Cadmium Plated, plain type with mounting holes. Length (A), Height (B), Width (C), Distance between holes (D), given in inches.



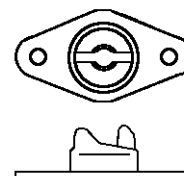
	A	B	C	D
00-449-2967 _{NP}	1.344	.312	.750	1.000

Aluminum Alloy, plain type, with mounting holes, protective cap.



	A	B	C	D
00-675-8900	1.031	.240	.400	.750

Aluminum Alloy, Anodized.



	A	B	C	D
00-559-0334 _{NP}	1.000	.500	.500	.750

CRES Steel.

	A	B	C	D
00-638-8088 _{NP} *	1.000	.500	.500	.750

* Red color

Copper Alloy, Cadmium Plated.


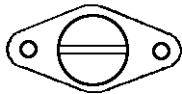
CLASS 5325

	A	B	C	D
00-505-4798 _{NP}	1.000	.500	.500	.749
00-584-6638 _{NP}	1.000	.690	.500	.750

Steel, Composition 1050, Cadmium Chromate Plated.

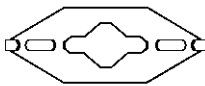
	A	B	C	D
00-579-7825 _{NP}	1.000	.250	.360	.750

Steel, Cadmium Plated, plain mounting.



	A	B	C	D
00-070-0386 _{NP}	.875	.515	.386	.687

Steel, Cadmium Plated, plain mounting.



	A	B	C	D
00-282-7471 _{NP}	1.500	.367	.562	1.000

Copper Alloy.

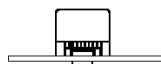
	A	B	C	D
00-171-4365 _{NP}	1.000	.500	.500	.750

Steel overall, Cadmium Plated.



	A	B	C	D
00-432-9810 _{NP}	1.438	.485	.312	1.000
00-298-7026 _{NP}	1.438	.485	.875	1.000

Aluminum Alloy receptacle, Oxide finish. Steel, Cadmium Plated stud. Number 6-32 UNC threads.



	A	B	C	D
00-512-7013 _{NP}	.927	.570	.531	.686

Steel stud, Cadmium Plated Retainer. Number. 10-32 UNF threads.

	A	B	C	D
00-151-7378 _{NP}	1.125	.585	.625	.875

Steel, Cadmium and Chromate Treated. 1/4-28 UNJF threads.

	A	B	C	D
00-924-8233 _{NP}	1.295	.771	.600	1.000

Steel, CRES, Passivated.

	A	B	C	D
01-014-1330 _{NP}	.921	.427	.563	.681
01-136-4144 _{NP}	.937	.562	.437	.687

Steel, Cadmium or Chromate Treated.



	A	B	C	D
00-209-7885 _{NP}	1.250	.625	.625	1.000

Steel, Cadmium Plated.



	A	B	C	D
00-290-3976 _{NP}	1.375	.562	.844	1.000

Steel, Cadmium Plated. Floating nut mounted 1/4-28 UNC threads.

	A	B	C	D
00-771-3340 _{NP}	1.125	.780	.560	.875

Two Lug, Floating style.

Steel ejector spring, Aluminum Alloy receptacle.

	A	B	C	D
00-036-9305	—	.625	.281	.375

Zinc Alloy, Cadmium and Chromate Treated.



	Lg	H	W
00-995-6630 _{NP} *	.616	.844	.563

* With protective cap

RETAINER, TURNLOCK FASTENER EJECTOR SPRING

Steel, Cadmium Plated.



	H	Lg/ID	Eye/ID	Thk
00-291-9360 _{NP}	.375	.342	.255	.015
00-904-0873 _{NP} *	.375	.345	.235	.015

* Oxide film coated.

RING RETAINING

Copper Alloy material special flat ring style. Double oval cross-sectional shape used internal.

	ID	OD	Thk
01-237-1177	1.108	1.314	.033

Nickel-Copper Alloy with a micro-seal surface treatment. Chamfered outside corners cross-sectional shape. Internal usage, spiral round ring style.

	ID	OD	Thk
01-139-1544	3.714	4.000	.124

Steel, Cadmium or Passivated overall. External ring style with a rectangular cross-sectional shape. External usage.

	ID/In.	Thk/In.
00-818-0872	.393	.025
01-135-9617	.666	.050
00-261-3918	.686	.079
00-804-2027	.864	.042
00-721-6876	1.153	.050
00-051-4887*	1.153	.050
00-663-2215	2.372	.083

* External inverted lugs, ring style

Steel, Passivated material. Special ring style. Round cross-sectional shape and for external usage.

	ID/In.	Thk/In.
00-794-2742	.265	.018

Steel, Cadmium or Passivated overall. Spiral ring style with a double oval cross-sectional shape. External usage.

	ID/In	OD/In.	Thk/In.
00-285-7967	.050	.640	.025
01-139-4490	.576	.693	.035
01-130-0933	.701	.832	.042
00-815-0870*	1.180	1.350	.050
00-045-1879	1.379	1.614	.050

* Corrosion Resisting Steel

Steel, Passivated material overall. Split ring style

CLASS 5325

with a round cross-sectional shape. External usage.

	ID/In.	OD/In.	Thk/In.
01-131-3365	1.336	1.591	.125

Steel, Zinc Plated overall. Straight gap ring style with a rectangular cross-sectional shape. External usage.

	ID/In.	OD/In.	Thk/In.
00-157-5667	.388	.576	.050

Steel material, clover ring style with a rectangular cross-sectional shape. Internal usage.

	ID/In.	OD/In.	Thk/In.
01-125-0508	.127	.290	.022

Steel, Passivated material overall. Hooked wire ring style with a round cross-sectional shape. Internal usage.

	ID/In.	OD/In.	Thk/In.
01-162-8844	.580	.636	.028

Steel, Cadmium or Passivated overall. Internal ring style with a rectangular cross-sectional shape.

	OD/In.	Thk/In.
00-807-5330	.550	.035
00-810-6492	.833	.035
00-275-6097*	2.707	.078
01-197-3378	3.055	.093

* Beveled one outside corner cross-sectional shape.

Steel material. Special ring style with a rectangular cross-sectional shape. Internal usage.

	ID/In.	OD/In.	Thk/In.
00-841-2331	2.604	2.920	.031

Steel or Passivated Steel material overall. Special flat ring style with double oval cross-sectional shape. Internal usage.

	ID/In.	OD/In.	Thk/In.
00-939-0779	1.246	1.415	.043
01-077-7518	3.630	4.130	.111

Steel material. Spiral ring style with a double oval cross-sectional shape. Internal usage.

	ID/In.	OD/In.	Thk/In.
01-077-4980	.454	.544	.025
00-045-1884	11.845	11.095	.086

SLIDER AND PULL, INTERLOCKING SLIDE FASTENER

Short tab, single pull, automatic locking.



00-579-8152_{NP} med-duty
 00-291-0195_{NP}* med-duty
 * Zinc Alloy with pin locking feature.

SOCKET, SNAP FASTENER

Functions as a female receptacle for a snap fastener stud. Dimensions: (A) Major Diameter, (B) Overall height, (C) Opening Diameter.

Copper Alloy Barrel.

Oxide Film Treated.



	A	B	C
00-945-2577 _{NP}	.560	.245	.438

Nickel Treated.

AN227-7B.



	A	B	C
00-285-6250 _{NP}	.557	.175	.415

Nickel Treated.

	A	B	C
00-276-4946 _{NP}	.562	.172	.156

Steel, Non-Spec Item.

	A	B	C
00-218-8835 _{NP}	.402	.143	.295

STOP, INTERLOCKING SLIDE FASTENER

Open stop type. Black with Oxide film. Closed Bottom, Open top.

Medium Duty.

00-291-0197_{NP}

Medium Heavy Duty.

00-276-4939_{NP}

Note: Any acceptable color.

STUD ASSEMBLY, TURNLOCK FASTENER

FILLISTER HEAD, CROSS RECESS DRIVE

Steel, Material accommodated THICKNESS and EYELET OUTSIDE DIAMETER shown in inches.



	Thk	Eyelet O/D
00-702-3336 _{NP}	A/A	.247
00-882-5030 _{NP} *†	.135	.247
00-409-1865 _{NP} *†	.165	.247
00-726-6701 _{NP} §	.180	.247
00-775-6436 _{NP} §	.270	.247
00-045-1933 _{NP} ‡§	.311	.247
00-117-4813 _{NP} *	.360	.247

* Passivated
 † Spring secured
 ‡ Cadmium and Nickel
 § Washer secured

Steel, Passivated.

FILLISTER HEAD, SLOTTED



	Thk	Eyelet O/D
00-687-3842	.090	.247
00-543-3410*	.195	.247

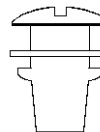
* Spring secured

CRES Passivated. With washer securing device.



	Thk	Eyelet O/D
00-138-6466 _{NP}	.172	.354

FILLISTER HEAD, SLOTTED DRIVE



	Thk	Eyelet O/D
00-054-4530 _{NP} *	.025	.312

* Cadmium

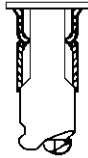
CLASS 5325

CRES Cadmium and Chromate Treated. Washer secured.



	Thk	Eyelet O/D
00-780-9545 _{NP}	.165	.525

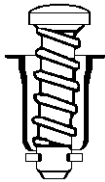
Aluminum Alloy, 1100 grommet Cadmium Treated. Steel stud, slotted.



	Thk	Eyelet O/D
00-241-7421 _{NP}	.90	.437

FILLISTER, COUNTERSUNK HEAD, CROSS RECESS DRIVE

Steel, Cadmium spring and pin, Nickel eyelet and stud.



	Thk	Eyelet O/D
00-045-1922 _{NP}	A/A	.247
00-045-1950 _{NP}	A/A	.247
00-043-0511 _{NP}	.135	.247
00-702-5006 _{NP}	A/A	.247
00-990-5330 _{NP} *	.150	.247

* Washer secured

Steel, Cadmium Treated.

	Thk	Eyelet O/D
00-689-8837 _{NP} †	.045	.247
00-703-9346 _{NP} *	.105	.247
00-995-8345 _{NP} †‡	.210	.247

* Washer secured

† With Chromate

‡ Spring secured

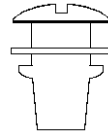
Steel, Passivated material overall. Steel, Nickel Treated.

	Thk	Eyelet O/D
00-781-4761 _{NP}	A/A	.247
00-957-6637 _{NP} *	A/A	.247

* Spring secured

FILLISTER, COUNTERSUNK HEAD, SLOTTED DRIVE, WITH LIFTING RING

Steel, Cadmium or Zinc Treated. SPECIAL FEATURE: With lifting ring attached. 1.125 inch long. by .875 inches high .104 inch diameter.



	Thk	Eyelet O/D
00-025-0032 _{NP}	.025	.312

FILLISTER, WING HEAD

Steel, Cadmium and Chromate Treated.

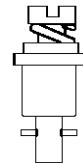


	Thk	Eyelet O/D
00-282-7458 _{NP} *	.079	.247
00-449-3026 _{NP}	.124	.247

* Ring secured

FLAT COUNTERSUNK HEAD, CROSS RECESS DRIVE

Steel, Cadmium and Chromate Treated.



	Thk	Eyelet O/D
00-840-6030 _{NP}	.456	.345
00-172-4210 _{NP} *	A/A	.374

* Ring secured

Aluminum Alloy eyelet, Dichromate Treated. Steel spring, Passivated. Steel stud, Cadmium Treated.



	Thk	Eyelet O/D
00-579-7645 _{NP}	.179	.374
00-672-5835 _{NP} *	.300	.340

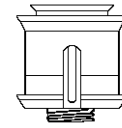
* Ring secured

Steel, Cadmium and Chromate Treated.

	Thk	Eyelet O/D
00-189-9890 _{NP}	A/A	.374
00-241-7192 _{NP} *	A/A	.374
00-508-8426	.185	.374
00-550-0045 _{NP}	.409	.374

* Ring secured

Steel, Cadmium and Chromate Treated. Ring treated.



	Thk	Eyelet O/D
01-079-8205 _{NP}	A/A	.374

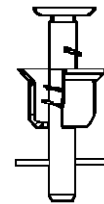
FLAT COUNTERSUNK HEAD, TORQUE SET DRIVE

Steel, Cadmium and Chromate Treated.

	Thk	Eyelet O/D
00-508-8428 _{NP}	.306	.374

FLAT COUNTERSUNK HEAD, SLOTTED DRIVE

Steel, Cadmium and Chromate Treated.



	Thk	Eyelet O/D
00-290-8235 _{NP} *	.186	.345
00-290-8232 _{NP} *	.216	.345
00-290-8233 _{NP} *	.246	.345
00-171-5789 _{NP} *	.306	.345
00-290-8231 _{NP} *	.336	.345
00-639-5055 _{NP}	.486	.345

* Spring secured

Steel, CRES, Passivated.

	Thk	Eyelet O/D
00-584-1094 _{NP}	.126	.345
00-059-9061 _{NP} *	.405	.345
00-027-5947 _{NP}	.456	.345
00-027-5949 _{NP}	.576	.345

* Washer secured

FLAT COUNTERSUNK WING HEAD



	Thk	Eyelet O/D
00-423-6781 _{NP}	.426	.345

FLAT FILLISTER HEAD, CROSS RECESS DRIVE

Steel, Cadmium Treated.

CLASS 5325

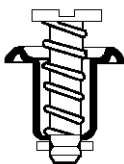


	Thk	Eyelet O/D
00-726-6699 _{NP}	.090	.247
00-726-6700 _{NP} *	.150	.247
00-054-5044 _{NP} †	.225	.247
00-866-3810 _{NP} *‡	.240	.247
00-687-5689 _{NP}	.255	.247
00-921-3848 _{NP}	.330	.247

* Washer secured
 † RES, Passivated
 ‡ Nickel Plated

FLAT FILLISTER HEAD, SLOTTED DRIVE

Steel, Passivated. Spring secured.



	Thk	Eyelet O/D
00-584-0024 _{NP}	.075	.247
00-550-0711 _{NP} *	.240	.247

* Washer secured

Aluminum Alloy receptacle, Copper Alloy eyelet.
 Black color.



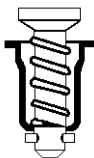
	Thk	Eyelet O/D
01-229-0315	.064	.375

Aluminum Alloy head and receptacle, Anodized.
 Steel lockspring and stud, Cadmium Plated.

	Thk	Eyelet O/D
00-017-6414 _{NP}	A/A	.375

FLAT FILLISTER, COUNTERSUNK HEAD, CROSS RECESS DRIVE

Steel, Cadmium Treated.

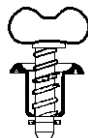


	Thk	Eyelet O/D
00-902-7355 _{NP} *	A/A	.246
01-048-9669 _{NP}	.765	.246

Thk Eyelet O/D
 * Chromate treated

FLAT FILLISTER WING HEAD

Steel, Cadmium and Chromate Treated.

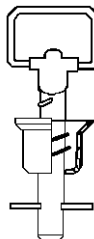


	Thk	Eyelet O/D
00-298-7003 _{NP}	.090	.247
00-298-7007 _{NP}	.150	.247
00-639-5575 _{NP} *	.240	.247

* Washer secured

LOOP ON BELL HEAD

Steel, Cadmium and Chromate Treated. Washer secured.



	Thk	Eyelet O/D
00-945-6427 _{NP}	.941	.345

Steel, Passivated.

	Thk	Eyelet O/D
00-943-5493 _{NP}	.165	.247

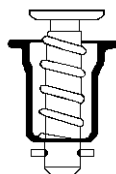
STUD HEAD, CROSS RECESS DRIVE

Steel, Cadmium and Chromate Treated.



Spring secured.

	Thk	Eyelet O/D
00-799-1019 _{NP}	.276	.419



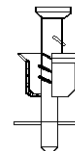
	Thk	Eyelet O/D
00-701-9695 _{NP}	.105	.247
00-804-9642 _{NP}	.120	.247
00-781-1251 _{NP}	.150	.247
00-067-5716 _{NP}	.358	.247
00-781-1252 _{NP} *	.424	.247
00-954-8795 _{NP}	A/A	.247

* Without Chromate treatment, ring secured.

CRES, Comp 302 or 305

	Thk	Eyelet O/D
00-819-7378 _{NP}	.075	.247
00-787-8677 _{NP}	.210	.247

Steel, Cadmium and Chromate Treated.



	Thk	Eyelet O/D
00-639-0561 _{NP}	.125	.345
00-639-7954 _{NP}	.155	.345
00-369-2714 _{NP}	.186	.345
00-369-2710 _{NP}	.245	.345
00-414-4738 _{NP} *	.285	.345

* Washer secured

STUD HEAD, HI-TORQUE RECESS DRIVE

Steel, Cadmium and Chromate Treated, washer secured.

	Thk	Eyelet O/D
00-508-8377 _{NP}	.215	.345
00-508-8367 _{NP}	.335	.345

STUD HEAD, SLOTTED DRIVE

Steel, Cadmium and Chromate Treated.

	Thk	Eyelet O/D
00-298-7022 _{NP} *	.576	.345
00-085-4124 _{NP}	.680	—

* Chromate treated, washer secured.

STUD HEAD, TORQUE SET DRIVE

Steel, Cadmium and Chromate Treated.

	Thk	Eyelet O/D
01-139-6528 _{NP}	A/A	.345
01-134-5907 _{NP}	A/A	.345
00-508-8376 _{NP}	.401	.345

STUD HEAD, TORQUE SET RECESS DRIVE

Steel, Cadmium and Chromate Treated. Washer secured.

	Thk	Eyelet O/D
00-508-8848 _{NP}	.855	.247

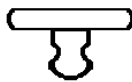
STUD, POSITIVE LOCK

Steel, Cadmium Plated. Stud head/shank style. Head diameter .625 inches. Undercut diameter .365. Major diameter .130 inches long. Undercut .172 inch long end. .383 inches long overall. Stud shank 1.130 inches high, overall, with 1/4-28 UNF threads. SPECIAL FEATURE: .070 inches wide by .055 inch deep slot.

00-774-9430_{NP}

STUD, SNAP FASTENER

Copper Alloy overall. For inserting into a snap fastener socket, serving as the male end of a snap fastener. Oxide film or Black dip finish. .359 body length, .375 stud shank length, .875 overall length. .344 width across flats. Screw base Number 8-32 UNC threads.



00-276-5867_{NP}

Nickel Treated.

Dimensions: (A) Overall length. (B) Base diameter in inches.



	A	B
00-276-5876 _{NP}	.141	.484
00-174-2923 _{NP}	.231	.562
00-901-9660 _{NP} *	.941	.281

* Oxide film treated

Nickel Treated, with screw base retention. Dimensions: (A) overall length, (B) stud base diameter in inches.



Oxide film- Screw base retention.

	A	B
00-842-1879 _{NP}	.171	.562
00-838-1787	.171	.562

Enamel finish, Eyelet retention.

	A	B
00-276-4934 _{NP}	.172	8B

Oxide film or Black finish or dip. Clinch retention.

	A	B
00-276-4908 _{NP}	.203	.555

Copper Alloy, Nickel Coated. Number 8-32 UNC screw base retention. Stud shank length (A). Stud overall length (B). Stud head diameter (C), in inches.



	A	B	C
00-276-4930	.375	.562	.391

STUD, TURNLOCK FASTENER

FILLISTER HEAD, SLOTTED DRIVE



Steel, Cadmium Plated.

	Thk/In.	Dia/In.
00-281-1553 _{NP}	.055	.212
00-489-1050 _{NP}	.078	.188
00-281-5081 _{NP}	.085	.215
00-515-9155 _{NP} *	.106	.308
00-281-5078 _{NP} †	.114	.215
00-283-0090 _{NP} †	.135	.215
00-770-9340 _{NP}	.135	.309
00-281-6212 _{NP}	.155	.215
00-419-4471 _{NP} *	.175	.185
00-281-1922 _{NP}	.165	.308
00-291-0365 _{NP} ‡	.182	.247
00-281-1552 _{NP}	.195	.306
00-281-5070 _{NP}	.265	.217
00-285-2804 _{NP}	.287	.310
01-303-8180 _{NP} †	.326	.560
00-821-4253 _{NP}	.356	.373
00-290-2907 _{NP}	.377	.188
00-151-5915 _{NP} *	.465	.308
00-762-6388 _{NP} †	.485	.366

* Grommet secured
† Ring secured
‡ Cadmium and Chromate

Steel, Cadmium Plated.



	Thk/In.	Dia/In.
00-066-8691 _{NP}	A/A	.337

FILLISTER HEAD, CROSS RECESS DRIVE

	Thk	Dia
00-641-2987 _{NP}	.435	.215
00-543-2418 _{NP} *	.064	.337

* Slot drive

Steel, Cadmium and Chromate Treated. Ring secured.



	Thk/In.	Dia/In.
00-909-9659 _{NP}	.155	.217

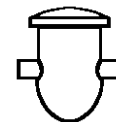
FILLISTER HEAD, CROSS RECESS DRIVE

Steel, Cadmium and Chromate Treated.



	Thk/In.	Dia/In.
00-053-0252 _{NP}	.138	.300

Steel, Oxide Film Coated.



	Thk/In.	Dia/In.
00-550-9596 _{NP} *	.087	.313
00-844-3763 _{NP}	.276	.125

* Cadmium plated

FILLISTER HEAD, FLAT SOCKET DRIVE

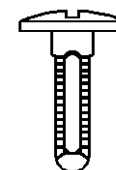
Steel. Ring secured.

	Thk/In.	Dia/In.
01-173-0381 _{NP}	A/A	.503

Steel, Corrosion Resisting.

	Thk/In.	Dia/In.
00-298-6550 _{NP}	A/A	.434

FILLISTER HEAD, SLOTTED DRIVE



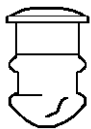
Steel, Cadmium Plated.

	Thk	Dia	Grip/Lg
00-969-4502 _{NP} *	A/A	.187	.445
00-976-5268 _{NP} †	.126	.187	.520

* Ring secured
† Grommet secured

CRES, Zinc and Chromate Treated. Ring secured.

CLASS 5325

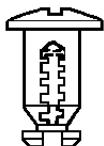


	Thk	Dia	Grip/Lg
01-170-8578 _{NP}	.160	.160	.345

Steel, Aluminum Treated. Ring secured.

	Thk	Dia	Grip/Lg
00-806-9864 _{NP}	.260	.290	.520

FILLISTER HEAD, FLAT COUNTERSUNK HEAD OR SLOTTED DRIVE



Steel, Passivated. Ring secured.

	Thk	Shank Dia	Grip/Lg
00-115-6358 _{NP}	.364	.248	.178
00-942-5223 _{NP}	.364	.248	.296

FILLISTER COUNTERSUNK HEAD, CROSS RECESS DRIVE



Steel, Cadmium and Chromate Treated.

	Thk/In.	Dia/In.
00-544-4505 _{NP}	.117	.298

FILLISTER COUNTERSUNK HEAD, SLOTTED DRIVE



FILLISTER WING HEAD



Steel, Cadmium Plated.

	Thk/In.	Dia/In.
00-291-0320 _{NP}	.135	.312
00-281-6210 _{NP} *	.145	.215
00-721-5503 _{NP}	.145	.309
01-191-7558 _{NP}	.275	.248

Thk/In. Dia/In.

* Grommet secured

Steel, Cadmium Plated.



	Thk/In.	Dia/In.
00-838-8576 _{NP}	.340	.290
01-132-3503	.155	.264

FLAT COUNTERSUNK HEAD, CROSS RECESS DRIVE

Steel, Cadmium Plated. Grommet or ring secured.



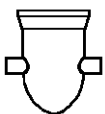
	Thk	Shank Dia	Grip/Lg
01-068-6412 _{NP}	.500	A/A	.376
01-068-7503 _{NP}	.500	A/A	.376

Steel, Cadmium Plated.



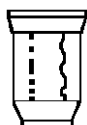
	Dia	Shank Dia	Grip/Lg
01-069-2778 _{NP}	.524	.377	.145

Steel, Cadmium Plated.



	Dia	Stud/Dia
00-601-7292 _{NP}	.192	.125

Steel, CRES, Passivated. Material accommodated .095 - .125 for all items.



Dia Stud/Dia

01-015-6956_{NP}* .220 .281

* Washer secured

FLAT COUNTERSUNK HEAD, SLOTTED DRIVE



Steel, Cadmium Plated.

	Thk	Shank Dia	Grip/Lg
00-057-6367 _{NP}	.055	.214	.290
01-065-9787 _{NP}	.115	.308	.420
01-065-6939 _{NP}	.135	.308	.440
01-068-6411 _{NP}	.165	.308	.470
00-282-1901 _{NP}	.165	.374	.530
00-282-8131 _{NP}	.172	.185	.305
00-282-1903 _{NP}	.225	.374	.590
00-141-7134 _{NP}	.255	.374	.620
00-702-3375 _{NP}	.265	.311	.570
00-702-3376 _{NP}	.276	.308	.590
00-619-7044 _{NP}	.285	.374	.650
00-226-7582 _{NP}	.360	.372	.690
00-151-5912 _{NP} *	.345	.308	.650
00-282-8132 _{NP}	.350	.184	.350
01-099-0352 _{NP} †	.355	.371	.720
01-048-0127 _{NP}	.365	.214	.600
01-246-3978 _{NP} †	.365	.308	.680
00-616-3851 _{NP}	.375	.311	.680
00-210-2242 _{NP}	.375	.372	.625
00-151-5914 _{NP} *	.435	.308	.740
00-414-4871 _{NP}	.455	.308	.760

* Grommet secured

† Ring secured

Steel, Passivated. Ring secured.



	Thk	Shank Dia	Grip/Lg
00-281-1553 _{NP}	.035	.214	.270

FLAT COUNTERSUNK HEAD, SLOTTED DRIVE

Steel, Cadmium and Chromate Treated.

	Thk	Shank Dia	Grip/Lg
01-191-2598 _{NP}	.186	.265	.392
01-190-7653 _{NP}	.206	.265	.412
01-266-2606 _{NP}	.266	.267	.502
01-190-7654 _{NP}	.276	.265	.482
01-190-7655 _{NP}	.286	.265	.492
01-191-7559 _{NP}	.306	.265	.512
01-190-7656 _{NP}	.316	.265	.544
01-194-9318 _{NP}	.386	.265	.592

Steel Composition, Cadmium Treated.

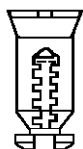
CLASS 5325

	Thk	Shank Dia	Grip/Lg
01-229-8280 _{NP}	.016	.215	.260
00-151-5910 _{NP}	.316	.308	.620

Steel, Corrosion Resisting, Passivated. Socket drive.

	Thk	Shank Dia	Grip/Lg
01-184-2045 _{NP}	.313	.375	.842
01-191-6400 _{NP}	.485	.248	.531
01-119-9022 _{NP}	A/A	.248	.343
01-119-9024 _{NP}	A/A	.248	.718

FLAT COUNTERSUNK HEAD, SOCKET DRIVE



Iron Alloy, Passivated. Ring secured.

	Thk	Shank Dia	Grip/Lg
01-303-0980 _{NP}	.187	.375	.187

Steel, Aluminum Treated. Ring secured.

	Thk	Shank Dia	Grip/Lg
01-186-3520 _{NP}	A/A	.312	.250
01-185-2902 _{NP}	A/A	.375	.437
01-204-5517 _{NP}	A/A	.375	.562

Steel, Cadmium and Chromate Treated. Ring secured.

	Thk	Shank Dia	Grip/Lg
00-497-0724 _{NP}	.185	.248	.220
01-010-2640 _{NP}	.185	.374	.220
01-129-0740 _{NP}	.250	.374	.250

	Thk	Shank Dia	Grip/Lg
01-171-5954 _{NP}	A/A	.374	.250
00-115-6365 _{NP}	.295	.248	.297
00-497-0726 _{NP}	.256	.248	.290
01-042-2999 _{NP}	.256	.374	.290
01-204-5518 _{NP}	A/A	.374	.312
00-918-8519 _{NP}	A/A	.249	.333
00-497-0756 _{NP}	.322	.248	.360
01-173-0382 _{NP}	A/A	.374	.375
00-497-0770 _{NP}	.396	.248	.430
01-010-2643 _{NP}	.396	.374	.430
00-767-5997 _{NP}	.436	.248	.500
00-497-0697 _{NP}	.436	.374	.500
01-175-1082 _{NP}	A/A	.374	.500
00-733-7174 _{NP}	A/A	.374	.562
00-767-5998 _{NP}	.534	.249	.570
00-222-1568 _{NP}	.606	.248	.640
00-767-6007 _{NP}	.746	.248	.780

Steel, Cadmium Plated. Ring secured.



	Thk	Shank Dia	Grip/Lg
00-026-3756 _{NP}	.536	.248	.536

FLAT FILLISTER, KNURLED DRIVE



Steel, Cadmium and Chromate Treated.

	Thk	Shank Dia	Grip/Lg
01-216-9635 _{NP}	A/A	.246	1.770

FLAT FILLISTER, SLOTTED DRIVE

Steel, Cadmium Plated.



	Thk	Shank Dia	Grip/Lg
01-118-0935 _{NP} *	.125	.214	.445

* Spring secured



Steel, Cadmium and Chromate Treated.

	Thk	Shank Dia	Grip/Lg
00-575-6105 _{NP}	A/A	.217	.468

FLAT FILLISTER, SOCKET DRIVE

Steel, Aluminum Treated. Ring secured. 1/4-28 UNF threads.



	Thk	Shank Dia	Grip/Lg
01-131-3045 _{NP}	A/A	.374	.562

CLASS 5330 PACKING AND GASKET MATERIALS

NOTE: As non-plastic alternatives to plastic items currently in use are identified, information will be provided through shopping advisory messages and the Afloat Shopping Guide. To help you shop more "wisely", items recommended for shipboard use will be annotated with "NP" by the National Item Identification Number.

ASBESTOS SHEET, COMPRESSED

Rubber-bonded, compressed. Asbestos sheet. For marine and general ship use at temperatures to 700 degrees Fahrenheit. 50 inches by 50 inches sheet size.

COATED GRAPHITE, both sides. Tensile strength not rated.

	Thk
01-396-1328	3/16

UNCOATED GRAPHITE. Minimal tensile strength 3500 PSI, except where noted.

	Thk
01-363-0621	3/32

HYDROCARBON FUELS use. Suitable for high temperature uses in aircraft, and in diesel engines. Minimal tensile strength 2000 PSI, except where noted.

	Thk	W	Lg
00-530-3526*	1/16	40	42

* Tensile strength not rated, petroleum and water resistant.

CORK AND RUBBER SHEET

Vulcanized Cork material; Synthetic Rubber binned. For gasket where resistance to aromatic fuel and oil is required. Furnished in 36 by 36 inch sheets. Grade as shown.

SOFT CORK; Grade A applications.

	Thk
00-514-6014*	1/32
01-037-9351	1/4

* Non Spec Item

MEDIUM CORK; Grade B applications.

	Thk
00-297-1986	1/16
00-184-8458	1/8

FIRM CORK; Grade C applications.

	Thk
00-297-1071	1/32
00-291-9598	1/8
00-291-9597	1/16
00-297-1073	3/16

CORK SHEET

Protein bonded Compressed Cork. Approximately 36 inches long and 12 inches wide. For use as indicated below.

LIGHT CORK Composition 70 PSI tensile strength. For cushioning and gaskets between glass or porcelain and metal. Untreated.

	Thk
00-585-0615	1/4

MEDIUM CORK Composition. 100 PSI tensile strength. For general purpose oil pans gasketing, cover plates, and gear cases. Mildew Resistant Treatment.

	Thk
00-178-9791	1/32
00-178-9792	1/16
00-178-9793	3/32
00-178-9794	1/8
00-178-9795	3/16
00-178-9796	1/4

HEAVY CORK Composition. 175 PSI tensile strength for transformers and other oil filled electrical equipment and packing or bearing seals for rotating members. Untreated.

	Thk
00-959-4718	1/8
00-585-0616	1/8

FELT, MECHANICAL, PREFORMED

STYLE B1 circular. Wool material overall G3 rectangular cross section inside diameter (ID) and outside diameter (OD) listed in inches.

	ID/In.	OD/In.
00-171-9974	1/8	5/16
00-729-6537	5/32	5/16
00-599-8249	9/32	1/2
00-607-3873*	11/32	5/8

* For use on teletype and facsimile equipment.

STYLE B14 circular. Cotton material overall Adhesive impregnated. G23 circular cross section. Inside diameter 13/37 inches. Outside diameter 39/64 inches. For use on telephone and telegraph equipment.

00-125-8116

STYLE B27 rectangular. Wool material 12R1 overall Cross sectional square shape 1/4 inches thick, 1/4 inches high, and 60 inches in length.

00-292-0012

STYLE B29 Square. Wool material overall. G36 square cross section. Approximately 3.8 inches thick and 5/8 inches high. Used on teletype and facsimile equipment.

00-370-0635

FELT SHEET

Basic Wool, mildew resistant felt material. Mechanically rolled, not woven. Classes and forms as shown below.

CLASS 9R4 PAD FORM. Gray both sides. For sound deadening, chassis strips, spacers, dust shields, pedal pads, dash liners, and for mechanical

CLASS 5330

purposes where abrasion and wear are not important factors. 3/16 inches thick by 72 inches wide.

00-261-8493

CLASS 12R1 STRIP FORM. White both sides. For dust shields, wipers, grease retainer washers, wicks, vibration mountings, and uses where a resilient felt is required. 1/8 inch thick by 60 inches wide.

00-261-8496

CLASS 16R3 STRIP FORM. White both sides. For ammunition components. Also for aircraft applications; between rocker arm covers of engines, ring cowlings, radio cushion strips, retaining and feeding oil under difficult conditions, washers and bushings. 3/16 inches thick by 60 inches wide.

00-261-8483

GASKET

NOTE: All items under this item name, GASKET, are listed numerically by the cross sectional Style and Shape starting with Styles B1 and continuing through B24, with subdivisions by Shapes beginning F-2 and ending F-52.

STYLE B1 CIRCULAR GASKETS

F-2 METAL

STYLE B1 CIRCULAR

F-2 metal cross section shape. Steel overall. Center to center distance .062 inch. Gage thickness .019 inch. Inside diameter (ID) and outside diameter (OD) and cross sectional thickness (Thk) are listed in inches.

CROSS SECTION

STYLE B1

SHAPE F-2



	ID/In.	OD/In.	Thk/In.
00-246-9926	1.391	2.062	.031
00-199-0014	2.500	3.312	.031

F-2 metal cross section of material composition as listed below. Inside diameter (ID) and outside diameter (OD) and cross sectional thickness (Thk) are listed in inches. Non-Spec items.

	ID/In.	OD/In.	Thk/In.	Comp
00-958-6485	1.500	2.000	.047	Nickel
01-044-6482	2.469	3.000	.031	Iron

STYLE UNKNOWN

F-2 metal cross section of unknown material. Center to Center distance .062 inch. Cross section Thickness .025 inch. overall length and width 2.180 by .625 inches with a .440 inch inside diameter. Non-Spec Item.

00-739-9315

F-3 METAL

STYLE B1 CIRCULAR

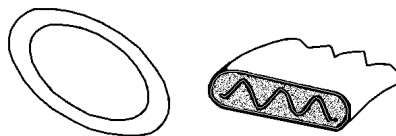
F-3 metal cross section of Iron material overall. 18 corrugations per inch.

Inside diameter (ID) and outside diameter (OD) and cross sectional thickness (Thk) are listed in inches. Non-Spec Item.

CROSS SECTION

STYLE B1

SHAPE F-3



	ID/In.	OD/In.	Thk/In.
01-044-0690	2.969	3.281	.031

F-9 METAL with FILLER

STYLE B1 CIRCULAR

F-9 metal cross section of Copper composition with a soft Asbestos filler. Pressure rated to approximately 200 PSI. Inside diameter (ID) and outside diameter (OD) and cross sectional thickness (Thk) are listed in inches. applies except where noted.

CROSS SECTION

STYLE B1

SHAPE F-9



	ID/In.	OD/In.	Thk/In.
01-466-2419*	.188	.438	.078
00-229-4047	.562	1.000	.078
00-640-9966	1.062	1.484	.078
01-374-4524*	3.250	3.750	.078

* Non Spec Item

F-11 METAL and ASBESTOS


STYLE B1 CIRCULAR

F-11 metal with Asbestos. Metal composition as indicated below with a folded Asbestos filler. Inside diameter (ID) and outside diameter (OD) and cross sectional thickness (Thk) are listed in inches. Non-Spec Items.

CROSS SECTION

STYLE B1

SHAPE F-11



	ID/In.	OD/In.	Thk/In.	Comp/In.
00-904-6346	.125	.625	.010	Aluminum

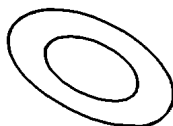
F-15 METAL with FILLER

STYLE B1 CIRCULAR

F-15 Copper cross section with soft Asbestos filler. Pressure rated to 200 PSI. For temperatures to 150 degrees Fahrenheit. Inside diameter (ID) and outside diameter (OD) and cross sectional thickness (Thk) are listed in inches.

CROSS SECTION

STYLE B1



SHAPE F-15



	ID/In.	OD/In.	Thk/In.
00-825-8888	1.062	1.500	.093
00-599-4140	1.500	2.000	.094
01-419-7788	4.125	4.438	.078

F-21 RECTANGULAR METAL

STYLE B1 CIRCULAR

F-21 rectangular metal cross section. Inside diameter (ID) and outside diameter (OD) and cross sectional thickness (Thk) are listed in inches.

CROSS SECTION

STYLE B1



SHAPE F-21



COPPER

	ID/In.	OD/In.	Thk/In.
00-196-6696	.448	.678	.050
00-914-0876	.531	.750	.031
00-194-0925	.625	.875	.031
00-952-6861	.750	.938	.062
00-829-9930	.750	1.015	.060
00-193-9807	.766	1.000	.062
00-952-6862	.812	1.000	.062
00-641-8366	.871	1.093	.031
00-432-4226	1.000	1.250	.031
00-952-6860	1.094	1.281	.031
00-952-6629	1.250	1.500	.062
00-952-6628	1.312	1.562	.062
00-599-5353*	1.313	1.625	.031
00-952-6630	1.312	1.625	.031
00-389-9339	1.468	1.746	0.108
00-172-6820	1.697	1.937	0.028
00-980-5094	1.766	2.000	.031
01-021-6895	1.781	2.188	.031
00-584-1419	2.094	2.406	.062
00-599-4847	22.175	25.295	.080

* Tempered, cold rolled

COPPER, Non-Spec Items.

	ID/In.	OD/In.	Thk/In.
00-290-1056	.296	.500	.062
00-247-7568*	.406	.625	.015
00-603-2259	.406	.625	.031
01-071-8176†	.448	.675	.051
00-912-9190†	.510	.740	.052
00-839-5866	.562	.875	.064
00-051-6066	.562	1.000	.031
00-112-7220	.594	.688	.031
00-641-4167*	.641	.875	.035
01-017-2504	1.765	2.115	.013
00-908-6843*	3.500	4.000	.016
01-044-2864	4.562	5.062	.031

	ID/In.	OD/In.	Thk/In.
01-008-6847*	4.656	5.000	.063
01-033-9093	4.661	5.111	.065

* Lead surface treatment

† Copper Alloy 110/AMS 4500

IRON, Non-Spec Items.

	ID/In.	OD/In.	Thk/In.
00-375-6986	.250	.500	.031
00-375-6989	.328	.438	.031
00-603-6798	3.020	3.498	.500
01-038-2503	3.781	4.719	.031

LEAD, Non-Spec Items.

	ID/In.	OD/In.	Thk/In.
01-046-0440	5.625	6.750	.031

NICKEL, Non-Spec Items.

	ID/In.	OD/In.	Thk/In.
00-777-5503	.734	1.000	.031
00-338-4028	1.375	1.730	.025

STEEL, Non-Spec Items. Corrosion Resisting.

	ID/In.	OD/In.	Thk/In.
01-119-5940	1.718	1.996	0.108
00-899-1493	2.048	2.370	.020

F-25 METAL

STYLE B1 CIRCULAR


F-25 metal cross section of Steel composition 321 overall. AMS 5576. Some Silver precious material. Special features include inside diameter groove depth of .045 inch nominal. Inside diameter (ID) and outside diameter (OD) and cross sectional thickness (Thk) are listed in inches.

CROSS SECTION

STYLE B1



SHAPE F-25



	ID/In.	OD/In.	Thk/In.
01-058-4590	.792	.814	.062
01-058-5324	.980	1.002	.094

F-33 SOLID SINGLE NONMETALLIC

STYLE B1 CIRCULAR

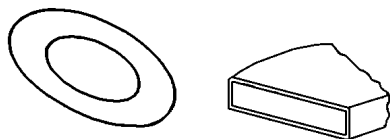
F-33 Solid Single or nonmetallic material cross sections. Listed alphabetically by material composition. Inside diameter (I D) and outside diameter (OD) and cross sectional thickness (Thk) are listed in inches. Style as indicated.

CLASS 5330

CROSS SECTION

STYLE B1

SHAPE F-33



ASBESTOS

	ID/In.	OD/In.	Thk/In.
00-591-4900*	.406	.625	.031
00-297-7364	1.156	1.438	.031
00-591-4898*	1.484	1.750	.031
00-687-8559**	1.562	1.938	.031
00-812-2928*	1.665	1.975	.032
01-374-3315*	4.070	4.600	.032
00-290-7860*	4.625	5.135	.062

* Non Spec Items

ASBESTOS, NICKEL-CHROMIUM, IRON.

	ID/In.	OD/In.	Thk/In.
01-091-1013	1.875	2.250	.125

ASBESTOS and RUBBER.

	ID/In.	OD/In.	Thk/In.
01-442-1183	.562	.780	.031
00-251-4418	1.000	1.250	.031
00-975-7207	1.719	2.125	.062
00-763-9651	10.625	11.125	.125

ASBESTOS with SYNTHETIC RUBBER BINDER.

	ID/In.	OD/In.	Thk/In.
00-297-6119	1.844	2.141	.062
00-763-9651	10.625	11.125	.125

CORK.

	ID/In.	OD/In.	Thk/In.
00-781-5642	.531	.937	.062
00-291-6741	2.375	3.438	.156
00-290-7998	3.062	3.656	.125
01-021-6724	5.120	5.750	.120

FABRIC.

	ID/In.	OD/In.	Thk/In.
01-008-6848	3.380	3.750	.030

FIBER.

	ID/In.	OD/In.	Thk/In.
00-828-2035	.188	.438	.062
00-599-8182	.750	1.000	.015
00-868-4852	.781	1.000	.062
00-641-4439	2.125	2.750	.062

LEATHER.

	ID/In.	OD/In.	Thk/In.
00-914-4093	.754	1.000	.062

PAPER.

	ID/In.	OD/In.	Thk/In.
00-779-6260	1.625	1.969	.031
00-247-7817	1.750	2.312	.125
00-255-6475	4.125	4.500	.125

	ID/In.	OD/In.	Thk/In.
00-752-8546	11.625	12.000	.062

PLASTIC.

	ID/In.	OD/In.	Thk/In.
01-052-2340	.125	.250	.032
01-125-0938	.312	.625	.010
00-956-8465	.502	.622	.045
01-025-4408	.531	.750	.031
00-006-4757	.564	.684	.045
00-966-0502	.570	2.250	.032
01-017-3927	.755	.995	.156
00-422-2535	1.125	1.344	.031
01-044-7515	1.254	1.499	.050
00-562-3440	1.281	1.562	.031
01-042-8879	2.670	3.260	.031
00-191-4926	2.999	3.241	0.054

RUBBER.

	ID/In.	OD/In.	Thk/In.
00-186-1469	.188	.380	.094
00-291-4688	.250	.531	.156
00-006-0759	.390	.750	.050
00-847-4890	.390	.750	.060
01-078-8859	.436	.571	.060
00-282-6129	.453	.641	.156
00-625-8020	.625	.812	.062
00-285-9656	.625	.817	.114
00-610-5325	.687	.937	.062
01-040-4793	.750	1.000	.125
01-216-8806	.750	1.000	.156
00-053-0692	.750	1.125	.312
00-202-4315	.781	1.007	.161
00-814-9196*	.797	1.062	.147
00-291-2750	.875	1.125	.062
01-049-3960	.875	1.250	.050
00-291-4604	.938	1.188	.094
00-291-7895	1.500	1.750	.188
00-292-2184	1.500	1.812	.062
00-803-1302	1.500	1.875	.125
01-092-0259	1.500	1.875	.125
00-905-9544	1.500	3.375	.125
00-640-9743	1.531	1.760	.161
00-239-1873	1.562	2.500	.125
00-890-3412	2.070	2.490	.062
00-105-4168	2.375	2.671	.312
00-298-0122	2.500	3.062	.188
00-818-9616	2.562	3.000	.128
00-239-1877	2.562	3.188	.188
00-246-2914	2.562	3.250	.188
00-297-6117	2.734	3.062	.875
00-812-7815	2.750	3.300	.039
00-239-1879	3.062	3.688	.094
00-484-6277	3.270	3.520	.062
00-469-8334	3.406	3.640	.210
00-202-3731	3.438	3.938	.250
00-846-9841	3.465	3.691	.125
00-143-7054*	3.562	4.062	.062
01-004-4872	3.630	3.870	.134
00-297-7311	3.786	3.875	.125
00-421-4848	4.000	4.500	.062
00-247-3631	4.062	4.875	.188
00-959-0296	4.062	4.938	.109
00-776-7182	4.250	4.625	.188
01-144-1019	4.938	5.438	.250
00-290-9933	4.938	5.438	.250
01-119-2011	5.000	5.750	.120
01-068-7379	5.938	6.438	.250
00-843-1156	7.470	7.844	.281
00-126-8426	7.750	8.250	.250
00-247-3628	7.875	8.625	.375

	ID/In.	OD/In.	Thk/In.
00-250-5865	9.812	10.562	.375
01-377-9853	10.500	13.000	.031
00-250-5838	10.688	10.922	.172
01-022-5632	15.000	16.500	.250
00-239-1875	2.062	2.375	0.125

* Silicone Rubber material

CRES STEEL.

	ID/In.	OD/In.	Thk/In.
00-810-8134*	1.312	1.594	.031

* Passivate overall

F-35 METAL with FILLER

STYLE B1 CIRCULAR

F-35 metal alloy with a soft Asbestos filler. All metal alloy outer layers are listed alphabetically. Inside diameter (ID) and outside diameter (OD) and cross sectional thickness (Thk) are listed in inches.

CROSS SECTION

STYLE B1



SHAPE F-35



ALUMINUM and ASBESTOS.

	ID/In.	OD/In.	Thk/In.
00-290-9884	.633	.877	.094

COPPER with ASBESTOS.

	ID/In.	OD/In.	Thk/In.
00-298-5555	.438	.688	.094
01-355-3686	.508	.742	.093
01-354-7733	.570	.805	.094
00-298-5594*	.570	.868	.078
01-354-2531	.625	.875	.094
01-375-2901	.750	.938	.078
00-883-8220	.820	1.055	.093
01-352-3132	1.133	1.367	.093
00-866-0660	2.319	2.554	.093

* Non Spec Item

F-39 HOLLOW

STYLE B1 CIRCULAR

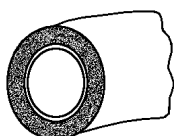
F-39 hollow metal cross sections. Listed alphabetically by Material compositions as indicated.

CROSS SECTION

STYLE B1



SHAPE F-39



IRON.

	ID/In.	OD/In.	Thk/In.
00-727-7010	2.124	2.312	.094
00-239-3603	2.312	2.500	.094
00-004-1153	2.562	2.750	.094
00-004-1155	3.375	3.625	.125

NICKEL.

	ID/In.	OD/In.	Thk/In.
00-395-1288	.876	1.000	.062
01-026-8975	.881	1.005	.065

STEEL COMPOSITION 321, Corrosion Resisting Steel composition 321.

	ID/In.	OD/In.	Thk/In.
01-009-7221	.500	.565	.036
00-618-9479	.565	.691	.064
01-009-7223	1.005	1.127	.062
01-017-1535	1.185	1.380	.098
01-009-7225	1.255	1.377	.063
01-009-6741	1.505	1.627	.062
00-618-9476*	1.875	2.064	.094
01-009-6742	1.880	2.000	.062
00-848-8952*	2.062	2.250	.094
00-883-5929	2.062	2.250	.094
01-009-7224	2.130	2.250	.062
00-843-3137	2.312	2.565	.126
01-023-9140	2.429	2.617	.094
01-017-1534	2.560	2.755	.098
00-113-6215	2.751	3.002	.126
00-061-9104*	2.937	3.125	.094
00-045-9025	3.063	3.252	.093
01-065-5958	4.063	4.252	.094

* Steel composition unknown.

F-52 METAL and ASBESTOS

STYLE B1 CIRCULAR

F-52 Steel and Asbestos material cross section.

STYLE B5A OVAL GASKETS

F-33 SOLID SINGLE NONMETALLIC

F-33 Solid Single or Composition, Nonmetallic material

Cross-sectional thickness, 0.313 inches nominal. Outside diameter, 4.000 inches nominal. Aperture diameter, 0.500 inches nominal.

00-196-4423

Cross-sectional thickness, 0.031 inches nominal. Hole diameter, 0.938 inches nominal. Bolt circle diameter, 13.250 inches nominal. Outside diameter, 15.250 inches nominal. Aperture diameter, 10.562 inches nominal.


00-173-2917

STYLE B5A OVAL

F-33 solid single or nonmetallic composition cross sections. Listed alphabetically by material composition.

CROSS SECTION

STYLE B5A



SHAPE F-33



CLASS 5330

ASBESTOS. Sixteen (16) holes irregularly spaced around gasket. For use on an Ice Plant Ammonia Compressor Assembly.

	W/In.	Lg/In.	Thk/In.	Sfc.W/In.
00-374-3251	7.250	13.625	.062	.844

CELLULOSE.

	W/In.	Lg/In.	Thk/In.	Sfc.W/In.
00-847-6222	3.240	6.840	.120	.500

GRAPHITE. F33 solid single or composition nonmetallic material. B29 square.

	Lg/In.	Thk/In.
01-383-8033	50.0	0.031
01-383-8033	50.0	0.01

GRAPHITE and STEEL. F33 solid single or composition nonmetallic material. B29 square.

	Lg/In.	Thk/In.
01-392-2760	50.0	0.062

Rubber overall. Cross-sectional thickness, 0.067 inches minimum and 0.073 inches maximum. B1 circular style. Outside diameter, 0.664 inches minimum and 0.674 inches maximum. Aperture diameter, 0.506 inches minimum and 0.532 inches maximum.

00-004-1390

Rubber Butadiene-styrene class SBR overall. 45 shore durometer hardness rated. Design control Reference, K1-0103-999501ACT1PC16.

	W/In.	Lg/In.	Thk/In.	Sfc.W/In.
00-064-8577	19.990	37.990	.688	1.005

STYLE B12 NON-CIRCULAR GASKETS

F-33 SOLID SINGLE NONMETALLIC

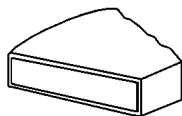
STYLE B12 NON-CIRCULAR

F-33 solid single or nonmetallic composition cross sections. Listed alphabetically by material composition.

CROSS SECTION

STYLE B12

SHAPE F-33



ASBESTOS.

	Aperture		Overall		Thk/In.	No. Holes
	W/In.	Lg/In.	W/In.	Lg/In.		
00-090-9621	3.375	3.375	4.250	4.250	.031	4
00-066-5799	4.000	7.000	6.000	9.000	.062	8
00-297-5024	9.500	18.125	11.250	19.875	.062	16

CORK.

	Aperture		Overall		Thk/In.	No. Holes
	W/In.	Lg/In.	W/In.	Lg/In.		
00-641-1993	1.250	1.875	1.938	2.625	.062	4
00-425-5142	3.250	5.250	4.500	6.500	.125	unk
00-970-0059	7.750	25.188	8.500	25.938	.188	unk
00-377-2188	8.812	12.688	9.750	13.625	.312	unk

COTTON and RUBBER.

	Aperture		Overall		Thk/In.	No. Holes
	W/In.	Lg/In.	W/In.	Lg/In.		
01-004-4906	31.500	5.500	33.500	7.750	.063	38

RUBBER.

	Aperture		Overall		Thk/In.	No. Holes
	W/In.	Lg/In.	W/In.	Lg/In.		
01-076-3206	.700	.900	9.000	11.500	.125	16
00-239-7985	3.626	3.688	4.250	4.312	.188	unk
01-130-7335	3.656	4.156	4.656	5.156	.032	12
00-726-1638	4.000	18.000	5.000	19.000	.188	unk

F-38 CLOTH and RUBBER, NONMETALLIC


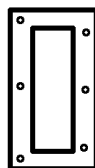
STYLE B12 NON-CIRCULAR

F-38 cloth and Rubber nonmetallic cross section. 50 shore durometer nominal hardness.

CROSS SECTION

STYLE B12

SHAPE F-38



	Aperture		Overall		Thk/In.	No. Holes
	W/In.	Lg/In.	W/In.	Lg/In.		
00-844-1696	3.031	7.031	4.219	8.219	.035	8
00-844-1695	4.531	6.031	5.719	7.219	.035	8
00-844-1692	4.531	15.031	5.719	16.218	.035	14
00-838-8779	6.562	10.062	7.688	11.188	.035	16
00-844-1697	7.531	21.656	8.719	22.844	.035	20
00-844-0752	8.031	9.031	9.219	10.219	.035	12
00-846-4680	8.500	14.000	9.718	15.218	.045	16
00-844-1694	8.531	19.031	9.719	20.219	.035	20
00-844-0753	9.156	10.031	10.344	11.219	.035	14
00-844-1693	12.281	13.156	13.469	14.344	.035	18

STYLE B13 NON-CIRCULAR GASKETS

F-33 SOLID SINGLE, NONMETALLIC

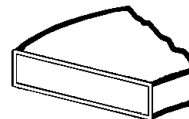
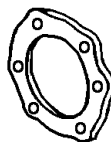
STYLE B13 NON-CIRCULAR

F-33 solid single or composition nonmetallic material cross section.

CROSS SECTION

STYLE B13

SHAPE F-33



ASBESTOS.

	Aperture		O/A W/In.	Thk/In.	No. Holes
	Dia/In.	W/In.			
00-892-1764*	.844	2.328	.031	2	
00-989-3295	1.060	2.822	.031	2	
00-246-0233	1.125	3.750	.031	2	
00-110-3604*	1.687	2.875	.063	2	

* Asbestos with Rubber

CORK.

	Aperture Dia./In.	O/A W./In.	Thk./In.	No. Holes
01-024-8141	.516	1.562	unk	2
00-542-0926	1.062	2.500	.031	2
01-085-3262	2.250	4.375	.062	2

PAPER.

	Aperture Dia./In.	O/A W./In.	Thk./In.	No. Holes
00-844-2907*	1.125	2.680	.016	2
00-105-3236	2.562	4.000	.031	2

* Cellulose material

RUBBER. Chloroprene class CR overall. Approximately 50 shore durometer. Hardness rated. Bolt circle diameter 1.375 inches; bolt hole diameter .219 inch.

	Aperture Dia./In.	O/A W./In.	Thk./In.	No. Holes
00-599-4291	.562	1.875	.062	2

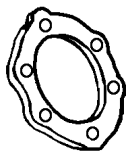
F-34 METAL and ASBESTOS

STYLE B13 NON-CIRCULAR

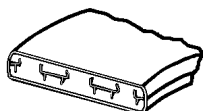
F-20 metal and Asbestos cross sections. Metals as listed below. Number of bolt holes as indicated.

CROSS SECTION

STYLE B13



SHAPE F-34



COPPER and Asbestos. For use in aircraft jet engines. Design control reference 6724494.

	Aperture Dia./In.	O/A W./In.	Thk./In.	No. Holes
00-641-6910	.922	2.188	.062	2

STYLE B15 CIRCULAR GASKETS

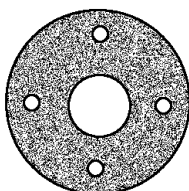
F-21 RECTANGULAR METAL

STYLE B15 CIRCULAR

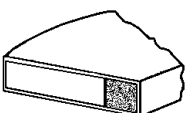
F-21 rectangular metal cross sections.

CROSS SECTION

STYLE B15



SHAPE F-21



STEEL overall. 12 bolt holes; each approximately .438 inch in diameter in a 7.500 inch diameter circle around gasket.

	OD./In.	Thk./In.
01-067-9630	8.312	.531

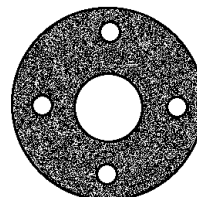
F-33 SOLID SINGLE, NONMETALLIC

STYLE B15 CIRCULAR

F-33 solid single or composition nonmetallic material cross section.

CROSS SECTION

STYLE B15



SHAPE F-33



RUBBER Chloroprene class CR overall. 18 bolt holes; each approximately .218 inch in diameter in a 2.688 inch diameter circle around gasket. ASTM D2000 2BC615B Ass Std.

	OD./In.	Thk./In.
00-334-6815	3.125	.031

STYLE B18 NON-CIRCULAR GASKETS

F-33 SOLID SINGLE, NONMETALLIC

STYLE B18 NON-CIRCULAR

F-33 solid single or nonmetallic material cross section. Aperture diameter, overall width and length, and thickness shown in inches. Outside edge to bolt hole center distance along width and length (ADV W and Lg) also shown in inches. Listed alphabetically by material content.

CROSS SECTION

STYLE B18



SHAPE F-33



ASBESTOS except where noted. 4 bolt holes.

	Overall				ADV	
	Dia./In.	W./In.	Lg./In.	Thk./In.	W./In.	Lg./In.
01-395-1562	1.940	3.500	3.500	.030	.500	.500
01-348-2440*	4.250	5.000	5.000	.063	.500	.500

* Asbestos and Rubber

COPPER. 2 bolt holes.

	Overall				ADV	
	Dia./In.	W./In.	Lg./In.	Thk./In.	W./In.	Lg./In.
00-945-4415	.750	1.125	2.250	.062	1.500	N/A

CORK overall except where noted. 4 bolt holes.

	Overall				ADV	
	Dia./In.	W./In.	Lg./In.	Thk./In.	W./In.	Lg./In.
00-542-0927*	1.156	1.812	2.750	.031	.281	.281

* Contains Rubber

CLASS 5330

PLASTIC Alloy Polypropylene overall. 4 bolt holes.

	Overall				ADV	
	Dia./In.	W./In.	Lg./In.	Thk./In.	W./In.	Lg./In.
00-979-1594	.312	1.000	1.000	.030	.138	.138

Rubber Alloy Chloroprene class CR overall. 4 bolt holes, except where noted.

	Overall				ADV	
	Dia./In.	W./In.	Lg./In.	Thk./In.	W./In.	Lg./In.
00-815-6552	1.375	1.563	1.563	.020	.156	.156
01-077-0221*	—	6.750	16.500	.062	1.875	1.500

* 18 bolt holes, each .218 inch diameter.

F-38 CLOTH and RUBBER


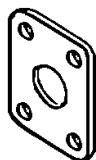
STYLE B18 NON-CIRCULAR

F-38 cloth and Synthetic Rubber cross section. Aperture diameter, overall width and length; thickness and outside edge to bolt hole center distance along width and length (ADV W and Lg) shown in inches.

CROSS SECTION

STYLE B18

SHAPE F-38



	Overall				ADV	
	Dia./In.	W./In.	Lg./In.	Thk./In.	W./In.	Lg./In.
00-833-3771	.781	1.250	1.250	.035	.156	.156
00-558-0540	unk	2.500	2.562	.062	.281	.281

STYLE B21 NON-CIRCULAR GASKETS

F-33 SOLID SINGLE, NONMETALLIC


STYLE B21 NON-CIRCULAR

F-33 solid single or nonmetallic, material cross section. Number of bolt holes as indicated.

CROSS SECTION

STYLE B21

SHAPE F-33



RUBBER. Silicone class Q and GLASS. 4 bolt holes approximately .281 inches in diameter in a 3.500 inch circle around gasket. Hardness rated to 70 shore durometer.

	Dia./In.	W./In.	Thk./In.
00-733-9096	1.031	4.000	.062

F-38 CLOTH and RUBBER, NONMETALLIC

STYLE B18F NON-CIRCULAR

Cross-sectional thickness, 0.188 inches minimum and 0.250 inches maximum. Hole diameter, 0.750 inches nominal. Overall length, 5.250 inches nominal. Overall width, 5.250 inches nominal. Outside corner

radius, 0.938 inches nominal. Center to center distance between bolt holes along width, 3.374 inches nominal. Center to center distance between bolt holes along length, 3.374 inches nominal. Outside edge to bolt hole center distance along width, 0.938 inches nominal. Outside edge to bolt hole center distance along length, 0.938. 4 bolt holes.

00-163-6641


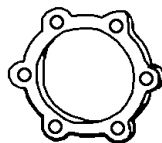
STYLE B21 NON-CIRCULAR

F-38 cloth and Synthetic Rubber nonmetallic material cross section. Aperture Diameter, Overall Width and Thickness shown in inches. Number of bolt holes as indicated.

CROSS SECTION

STYLE B21

SHAPE F-38



F-50 METAL and RUBBER

STYLE B21 NON-CIRCULAR

F-50 Metal and Synthetic Rubber cross-sectional shape style. Material Rubber Fluorocarbon Class FPM and Steel Composition 302 overall. **80-80 durometer**. Cross-sectional thickness, 0.132 inches nominal. Gage ring thickness, 0.084 inches minimum and 0.100 inches maximum and 0.100 inches maximum. Hole diameter, 0.261 inches minimum and 0.276 inches maximum. Bolt circle diameter, 2.342 inches nominal. Overall width, 2.874 inches nominal. Aperture diameter, 1.138 inches nominal. Outside corner radius, 0.266 inches nominal. Side radius from gasket center, 0.922 inches nominal. 4 bolt holes.

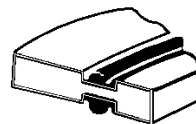
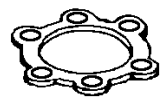
00-182-3696

F-50 Metal and Synthetic Rubber material cross section. Number of bolt holes as indicated.

CROSS SECTION

STYLE B21

SHAPE F-50



ALUMINUM ALLOY 6061 and FLUOROCARBON class FPM Rubber. AMS4027 Assn Std 75 shore durometer hardness rated. 4 bolt holes approximately .270 inches in diameter.

	ID./In.	OD./In.	Thk./In.	Bolt Cir Dia./In.
00-549-9589	1.138	2.188	.125	1.656
00-224-0065	1.133	unk	0.121	2.342
01-088-0314	1.372	unk	.125	1.812

ALUMINUM ALLOY 6061 and BUTADIENE-ACRYLONITRILE class NBR Rubber. Anodized overall. 4 bolt holes approximately .266 inch in diameter.

	ID./In.	OD./In.	Thk./In.	Bolt Cir Dia./In.
00-806-6648	.905	2.292	.120	1.856
00-141-2453	1.138	2.322	.120	2.188
00-898-9594	1.372	2.375	.120	2.558
00-902-7950*	1.841	3.984	.120	3.359

* Bolt holes diameter .330 inch.

STEEL COMPOSITION 302 and FLUOROCARBON class FPM Rubber overall. Type 2, class 2 material response. 4 bolt holes approximately .208 inches in diameter.

	ID/In.	OD/In.	Thk/In.	Bolt Cir Dia/In.
00-944-5940	.670	2.073	.132	1.635

UNKNOWN METAL and Rubber Composition. 4 bolt holes approximately .328 inch in diameter. Gage ring thick .081 inch. Outside corner radius .312 inch. Temperature rated -35 degrees to 400 degrees Fahrenheit. 2000 PSI tensile strength.

	ID/In.	OD/In.	Thk/In.	Bolt Cir Dia/In.
01-003-5984	1.841	2.999	.124	4.639

STYLE B22 NON-CIRCULAR GASKETS

F-33 SOLID SINGLE, NONMETALLIC

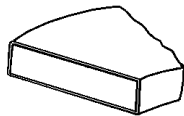
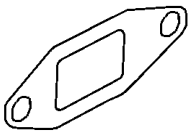
STYLE B22 NON-CIRCULAR

F-33 solid single or nonmetallic material cross section.

CROSS SECTION

STYLE B22

SHAPE F-33



ASBESTOS material with .219 inch diameter bolt holes approximately 1.375 inches apart along the gasket length.

	Aperture		Overall		
	W/In.	Lg/In.	W/In.	Lg/In.	Thk/In.
00-297-5022	.500	1.000	.875	1.800	.031

PAPER and GLUE material with .406 inch diameter bolt holes approximately 2.500 inches apart along the gasket length.

	Aperture		Overall		
	W/In.	Lg/In.	W/In.	Lg/In.	Thk/In.
00-364-3550	.656	1.781	1.250	2.875	.031

STYLE B23 CIRCULAR GASKETS

F-33 SOLID SINGLE, NONMETALLIC

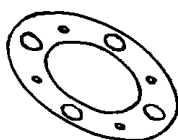
STYLE B23 CIRCULAR

F-33 solid single or nonmetallic material cross section. Number of bolt holes as indicated.

CROSS SECTION

STYLE B23

SHAPE F-33



ASBESTOS.

	ID/In.	OD/In.	Thk/In.	Bolt Cir Dia/In.	No. Holes
01-438-5913	3.750	5.750	.031	4.750	12

PAPER and GLUE overall.

	ID/In.	OD/In.	Thk/In.	Bolt Cir Dia/In.	No. Holes
00-406-5245	2.000	3.750	.031	3.062	4

STYLE B24 CIRCULAR GASKETS

F-9 METAL with FILLER

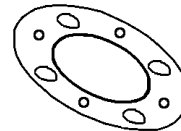
STYLE B24 CIRCULAR

F-9 metal with soft filler material cross section. Number of bolt holes as indicated.

CROSS SECTION

STYLE B24

SHAPE F-9



ASBESTOS and COPPER overall. Soft Asbestos filler surrounded by a Copper casing.

	ID/In.	OD/In.	Thk/In.	Bolt Cir Dia/In.	No. Holes
00-245-8256	23.875	25.375	.062	24.625	16

F-13 METAL with FILLER

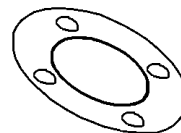
STYLE B24 CIRCULAR

F-13 metal with a soft material cross section as indicated. Number of bolt holes as indicated.

CROSS SECTION

STYLE B24

SHAPE F-13



F-14 METAL with FILLER

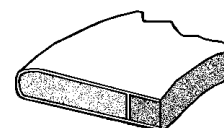
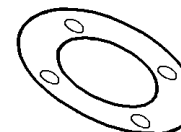
STYLE B24 CIRCULAR

F-14 metal with a soft material cross section as indicated. Number of bolt holes as indicated.

CROSS SECTION

STYLE B24

SHAPE F-14



CLASS 5330

STEEL and ASBESTOS. Cross section of Corrosion Resistant Steel with a soft Asbestos filler.

	ID/In.	OD/In.	Thk/In.	Bolt Cir Dia/In.	No. Holes	ID/In.	OD/In.	Thk/In.	Bolt Cir Dia/In.	No. Holes	
						01-076-2995	2.375	3.875	.062	3.188	4
						01-435-4549	4.000	6.375	.062	5.250	6
00-112-9775	2.800	5.000	.070	4.312	6	01-090-2868	4.250	5.875	.062	5.313	8
						01-088-8911	12.125	15.500	.062	14.375	12

B24 circular. Rubber Silicone Class Q overall. Cross-sectional thickness, 0.120 inches nominal. Hole diameter, 0.250 inches nominal. Bolt circle diameter, 8.750 inches nominal.

00-354-8443

F-21 RECTANGULAR METAL

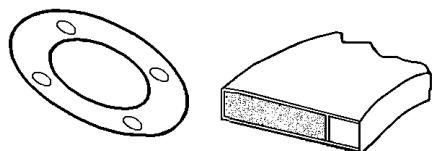
STYLE B24 CIRCULAR

F-21 rectangular metal cross section as indicated. Number of bolt holes as indicated.

CROSS SECTION

STYLE B24

SHAPE F-21



COPPER

	ID/In.	OD/In.	Thk/In.	Bolt Cir Dia/In.	No. Holes
00-297-6773	3.281	6.312	.025	4.875	8
00-255-2572	3.719	7.438	.031	5.750	8

STEEL

	ID/In.	OD/In.	Thk/In.	Bolt Cir Dia/In.	No. Holes
00-252-1797	.907	2.000	.042	1.465	6
00-551-1493	1.656	4.000	.031	2.875	6
00-641-4053	1.969	4.375	.031	3.250	6
00-446-3348	3.281	6.312	.125	4.875	8

F-33 SOLID SINGLE, NONMETALLIC

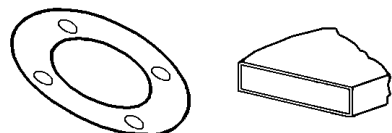
STYLE B24 CIRCULAR

F-33 solid single or nonmetallic composition cross section. Number of bolt holes as indicated.

CROSS SECTION

STYLE B24

SHAPE F-33



ASBESTOS.

	ID/In.	OD/In.	Thk/In.	Bolt Cir Dia/In.	No. Holes
01-388-2843	2.250	3.500	.062	3.000	3
00-122-9648	6.000	7.500	.029	6.750	6

ASBESTOS and RUBBER.

CLOTH and RUBBER.

	ID/In.	OD/In.	Thk/In.	Bolt Cir Dia/In.	No. Holes
00-291-6006	4.875	7.188	.062	6.062	8

CORK and RUBBER.

	ID/In.	OD/In.	Thk/In.	Bolt Cir Dia/In.	No. Holes
00-435-9015	2.000	3.000	.015	2.500	4
00-232-8352	2.875	4.250	.031	3.500	4
00-003-0676	11.000	14.375	.062	13.000	unk

CELLULOSE.

	ID/In.	OD/In.	Thk/In.	Bolt Cir Dia/In.	No. Holes
00-618-6681	.906	2.005	.042	1.375	4
00-579-5054	2.750	4.625	.031	3.875	6
01-004-9558	3.750	5.875	.031	5.250	4

PAPER.

	ID/In.	OD/In.	Thk/In.	Bolt Cir Dia/In.	No. Holes
01-050-3844	1.125	2.000	.031	1.625	4
00-339-5319	3.500	5.250	.031	4.500	6

RUBBER. Synthetic, Butadiene-Acrylonitrile, or Chloroprene.

	ID/In.	OD/In.	Thk/In.	Bolt Cir Dia/In.	No. Holes
00-828-8748	1.275	2.188	.031	1.812	12
00-959-0297	1.500	2.625	.031	2.000	4
00-593-3234	1.880	3.090	.031	2.750	6
01-008-2900	2.060	5.000	.062	4.000	6
00-653-0293	2.750	4.188	.031	3.630	8
00-007-5772	3.750	4.625	.062	4.125	unk
00-171-6856	4.625	6.250	.030	5.500	8
01-008-2901*	4.880	6.060	.062	5.500	6
01-037-4236	5.000	7.500	.062	unk	6
01-239-7934	5.000	6.500	.062	5.750	8
01-146-7318	5.188	7.250	.062	6.500	8
00-171-6857	7.125	9.750	.031	8.500	8
00-958-8527	14.750	19.190	.031	17.500	16

* Exact style unknown

F-38 CLOTH and RUBBER, NONMETALLIC

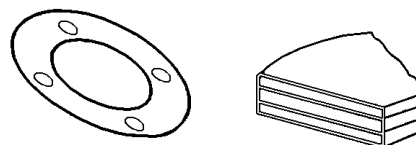
STYLE B24 CIRCULAR

F-38 cloth and a Synthetic Rubber, nonmetallic composition cross section. Number of bolt holes as indicated.

CROSS SECTION

STYLE B24

SHAPE F-38



RUBBER and COTTON material overall. Material response.

	ID/In.	OD/In.	Thk/In.	Bolt Cir Dia/In.	No. Holes
00-641-2887	6.281	8.875	.062	7.875	8

RUBBER and PLASTIC Polyamide overall. 50 durometer nominal hardness rated.

	ID/In.	OD/In.	Thk/In.	Bolt Cir Dia/In.	No. Holes
00-836-2099	4.000	5.032	.035	4.438	6
00-836-2100	6.250	7.438	.035	6.875	8
00-844-0751	8.625	9.844	.035	9.250	8

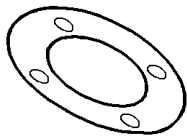
F-41 METAL and ASBESTOS

STYLE B24 CIRCULAR


F-41 metal as indicated with Asbestos cross section. Number of bolt holes as indicated.

CROSS SECTION

STYLE B24



SHAPE F-41



STYLES UNKNOWN

F-21 RECTANGULAR METAL

Rectangular metal cross sections of unknown styles. Usage and material composition as indicated.

COPPER. For use in Ice Plant Ammonia Compressor Assemblies. Outside diameter 2.750 inches. Thickness .014 inch. Bolt circle diameter 6.000 inches. Bolt hole diameter .438 inch.

00-374-3252

STEEL, Corrosion Resistant. For use in Aircraft Jet Engines. Inside diameter 1.250 inches. Overall length 2.062 inches. Thickness .018 inch. Bolt hole diameter .281 inch. Center to center distance between bolt holes along width 1.375 inches; along length 1.500 inches.

00-320-2563

ALUMINUM, laminate 93. Overall width 2.313 inches. Overall length 17.375 inches. Thickness .080 inch. Bolt hole .344 inch.

00-066-1286

F-33 SOLID SINGLE, NONMETALLIC

Nonmetallic composition cross section. Listed alphabetically.

ASBESTOS and RUBBER.

For use in air conditioning units and with compressor refrigerant. Non-circular style unknown.

	Aperture		Overall		
	W/In.	Lg/In.	W/In.	Lg/In.	Thk/In.
01-387-8947	3.812	6.000	5.312	7.500	.031
01-388-4609	4.375	7.000	6.250	7.875	.031
00-797-7466	—	—	20.594	22.250	.062

For use with engine quadrant controls. Circular style unknown.

	ID/In.	OD/In.	Thk/In.
00-237-5653	3.344	4.224	.018

CORK, Non-circular style unknown.

	Aperture		Overall		
	W/In.	Lg/In.	W/In.	Lg/In.	Thk/In.
00-026-2037	—	—	1.000	1.500	.031
00-641-1990	4.031	4.093	5.406	5.562	.219
00-053-5647*	4.438	15.000	5.188	15.750	.188
00-217-0133	6.000	11.500	8.000	13.500	.125
00-110-3600†	—	—	12.625	16.500	.125
00-383-8661	11.000	27.250	13.000	29.250	.094

* With Asbestos

† With Rubber

COTTON. Circular style unknown.

	ID/In.	OD/In.	Thk/In.
01-008-6866	—	3.750	.030
01-092-1458	9.375	11.625	.062

PAPER. Circular style unknown.

	ID/In.	OD/In.	Thk/In.
00-239-4304	3.500	5.000	.034
00-620-7359	5.438	7.250	.031

PLASTIC. Non-circular style unknown.

	W/In.	Lg/In.	Thk/In.
01-217-4040	.750	1.090	.010

F-49 ASBESTOS and WIRE.

Asbestos interwoven with wire cross section. Unknown style. Approximately .062 inch thick. Aperture length 9.375 inches. Overall width 4.000 inches by length 18.125 inches. Six holes .375 inch in diameter.

00-997-4400

F-51 METAL and RUBBER

Aluminum Alloy and Synthetic Rubber cross section. Unknown style. Approximately .133 inch thick. Special features include four apertures .500, 1.062, 1.250, and 1.375 inches diameter. Temperature envelope of minus 65 degrees to 350 degrees Fahrenheit. 1500 PSI maximum pressure rating. Overall width 6.742 and length 7.531 inches.

00-110-6222

GASKET, SPIRAL WOUND

NOTE: Because of the variety of Styles and cross sectional Shapes within the different type materials used in this area, the following illustrations are provided in an effort to assist you in the location of a proper replacement for most Gaskets, Spiral Wound

GASKET SHAPES



CLASS 5330

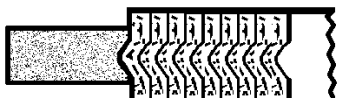
F-44 INNER RING



F-45 NO RING



F-46 NO RING



F-47 OUTER RING

GASKETS, SPIRAL WOUND

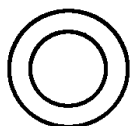
A Spiral Wound Gasket is constructed from a strip of dovetail or V shaped corrosion resistant metal. Between the spiral wound metal plies, lies an Asbestos paper cushion.

For Pipeline Flanged Joint Gaskets, a complete gasket consists of a gasket refill plus a soft Carbon Steel outer ring. The refill is the gasket without the outer ring.

The Diamond, Spiral Wound, Oblong and Oval shaped Boiler Hand Gaskets, do not include Steel outer rings.

Round Valve Bonnet Gaskets, Spiral Wound, are constructed without Steel outer rings.

GASKET STYLES



B-1 ROUND



B-4A DIAMOND



B-5A OB ROUND-OVAL



B-6A OVAL



B-8 CIRCULAR (With outer ring)



B-11 CIRCULAR (With inner ring)

GASKETS, SPIRAL WOUND

150 PSI SERVICE

B8/F-47 COMPLETE GASKET NSN	B1/F-45 REFILL GASKET NSN	ID	OD	OUTER RING OD
01-398-4223		3/4	1-3/32	1-5/8
01-042-1270		7/8	1-7/32	1-3/4
01-412-1421		1	1-11/32	1-15/16
	00-828-4185	1	1-11/32	1-15/16
01-434-1717	00-828-4184	1-1/2	1-31/32	2-5/8
01-392-7567	00-828-4183	1-3/4	2-7/32	2-7/8
01-386-8248	00-828-4182	2-1/4	2-23/32	3-7/16
01-387-0382	00-828-4531	2-3/4	3-9/32	3-15/16
01-394-9346		3-3/8	3-31/32	4-1/2
01-391-4407		3-7/8	4-15/16	5
01-390-4329		4-7/8	5-15/32	6-1/16
01-338-7835	—	5	5-7/8	6-7/8
01-413-3907		5-3/8	6-1/32	6-9/16
	01-395-9567	4-7/8	5-15/32	6-1/16
01-041-9716	01-042-2872	6-1/2	7-7/32	7-11/16
01-387-1977		7	7-25/32	8-1/4
01-408-6846		8	8-25/32	9-3/8
	00-828-4527	4-7/8	5-15/32	6-1/16
00-965-0659		11	12-1/8	12-11/16

300 PSI SERVICE

B8/F-47 COMPLETE GASKET NSN	B1/F-45 REFILL GASKET NSN	ID	OD	OUTER RING OD
01-378-3951		3/4	1-7/32	2-3/8
01-378-3938		1	1-17/32	2-11/16
01-378-2936		1-1/4	1-27/32	3-1/8
01-378-3046	01-411-7108	1-11/16	2-11/32	3-7/16
01-378-3092		2	2-23/32	4
01-379-9702	01-411-4532	2-9/16	3-11/32	4-1/2
01-378-4005		2-15/16	3-27/32	5-3/16
01-378-2896	00-239-5368	3-3/4	4-23/32	5-3/4
01-378-4172	01-442-3326	4-1/8	5-7/32	6-5/16
01-377-9787		4-3/4	5-27/32	6-7/8
01-387-1972		5-5/16	6-15/32	7-7/16
01-384-7504	01-440-8565	6-7/8	8-7/32	9-1/4
01-387-1966		7-11/16	9-7/32	10-7/16

400 PSI SERVICE

B8/F-47 COMPLETE GASKET NSN	B1/F-45 REFILL GASKET NSN	ID	OD	OUTER RING OD
01-381-9509		1/2	27/32	1-3/4
01-381-5724	00-239-5361	3/4	1-7/32	2-1/8

CLASS 5330

B8/F-47 COMPLETE GASKET NSN	B1/F-45 REFILL GASKET NSN	ID	OD	OUTER RING OD
01-382-0097		1-1/4	1-27/32	2-7/8
01-379-9754		2	2-23/32	3-3/4
01-378-8797	01-411-4532	2-9/16	3-11/32	4-5/16
01-378-4308	00-239-5368	3-3/4	4-23/32	5-13/16
01-381-5707	01-442-3326	4-1/8	5-7/32	6-5/16
01-380-7327		4-3/4	5-13/16	6-15/16

600 PSI SERVICE

B8/F-47 COMPLETE GASKET NSN	B1/F-45 REFILL GASKET NSN	ID	OD	OUTER RING OD
01-418-6198	—	1-15/16	1-7/8	2-7/8
01-338-7819	—	3-3/4	4-3/4	5.875
00-239-3732		5-5/16	6-15/32	7-7/16
00-239-3733	00-580-2293	5-13/16	6-31/32	8-3/16
01-379-9724	00-239-5373	6-3/8	7-19/32	8-15/16
01-394-7980	01-440-8565	6-7/8	8-7/32	9-9/16
	00-239-5377	8-5/16	9-27/32	11-5/16

Type II. Gaskets with outer metal ring for service with ANSI 16.5 pipeline flange joints. For use under pressures up to and including 2500 PSI. The NSN's indicated are differentiated only by material as per the Spec Class.

Class A. Corrosion Resistant Steel, for temperatures up to 1050 degrees Fahrenheit maximum.

Class B. Nickel-Chromium Iron Alloy, for temperatures up to 900 degrees Fahrenheit maximum.

Class C. Nickel-Copper Alloy, for temperatures up to 700 degrees Fahrenheit maximum. Where contact with sea water is possible.

NOTE: For refill, gasket inside diameter and outside diameter apply. For complete gasket add outer ring outside diameter. Gasket is 0.175 inch thick and outer ring is 0.125 inch thick. All dimensions given in inches. 150 PSI SERVICE.

CROSS SECTION B8/ F-47

CLASS A	CLASS B	CLASS C	ID	OD	OUTER RING OD
01-338-7816	02-324-0139	01-338-7851	1/2	27/32	1-3/4
01-338-7823	01-338-7929	01-338-7851	3/4	1-7/32	1-7/8
01-338-7824	01-324-1054	01-338-7853	1	1-17/32	2-1/4
01-338-7836*	01-324-9542	01-338-7924	1-1/4	1-27/32	2-5/8
01-338-7910	01-338-7797	01-338-7852	1-23/32	2-11/16	3
01-338-7789	01-323-5577	01-338-7854	2-1/8	3-23/32	3-3/8
01-338-7862		01-374-5970	2-3/4	3-11/32	4-1/8
01-326-4348	01-324-1055	01-338-7885	3-1/8	3-27/32	4-7/8
01-338-7856		4	4	4-23/32	5-3/8
01-338-7813		01-041-6357	4-1/2	5-7/32	6-3/8
01-338-7835	01-324-1056	01-338-7857	5	5-27/32	6-7/8
01-338-7792	01-338-7928	01-338-7858	6-1/8	6-31/32	7-3/4
01-338-7812	01-324-1057	01-338-7911	7-3/16	8-7/32	8-3/4
01-338-7863	01-338-7807	01-338-7885	9-3/16	10-11/32	11
01-338-7791	01-338-7798	01-424-6787	11-5/16	12-15/32	13-3/8
01-338-7913		01-338-7887	14-5/8	15-31/32	17-3/4

* Outer ring outside diameter, 2-7/8 inch.

300 PSI SERVICE

CLASS A	CLASS B	CLASS C	ID	OD	OUTER RING OD
01-338-7849			3/4	1-7/32	2-1/8
	01-041-4777	01-338-7806	1	1-17/32	2-5/8
	01-338-7828	01-338-7805	1-11/16	2-11/32	3-1/4
01-345-0251		01-338-7817	2-9/16	3-11/32	4-3/8
01-338-7888		01-338-7930	2-15/16	3-27/32	5-1/8

CROSS SECTION B8/ F-47

CLASS A	CLASS B	CLASS C	ID	OD	OUTER RING OD
01-338-7819	01-338-7826	01-324-4210	3-3/4	4-23/32	5-7/8
01-338-7810	01-338-7889		4-1/8	5-7/32	6-1/2
01-338-7794	01-338-7837	01-338-7890	4-3/4	5-27/32	7-1/8
01-338-7896			5-13/16	6-31/32	8-1/2
01-338-7809	01-338-7808		6-7/8	8-7/32	9-7/8
01-338-7848			10-13/16	12-15/32	14-1/4

400 PSI SERVICE

CROSS SECTION B8/ F-47

CLASS A	CLASS B	CLASS C	ID	OD	OUTER RING OD
01-338-7819			3-3/4	4-23/32	5-7/8
01-338-7881		01-345-0250	4-1/8	5-7/32	6-3/8
01-338-7865			6-7/8	8-7/32	9-3/4

600 PSI SERVICE

CROSS SECTION B8/ F-47

CLASS A	CLASS B	CLASS C	ID	OD	OUTER RING OD
01-388-8835	01-324-0139	01-338-7933	1/2	27/32	1-3/4
01-338-7805	01-338-7828	01-338-7804	1-11/16	2-11/32	3-1/4
01-338-7811	01-323-5580	01-324-4208	2	2-23/32	3-3/4
	01-323-5583	01-338-7817	2-9/16	3-11/32	4-3/8
01-338-7881			4-1/8	5-7/32	6-3/8
01-338-7825	01-324-8886	01-338-7926	4-3/4	5-27/32	7-5/8
01-338-7793	01-338-7827	01-324-2634	5-13/16	6-31/32	9-1/2
01-338-7822	01-324-1059	01-338-7878	6-7/8	8-7/32	10-1/2
01-338-7774	01-338-7829		8-7/8	10-11/32	12-5/8

900 PSI SERVICE

CROSS SECTION B8/ F-47

CLASS A	CLASS B	CLASS C	ID	OD	OUTER RING OD
01-041-9692	01-338-7898	01-338-7914	1	1-17/32	2-3/4
01-338-7780	01-338-7818	01-338-7900	1-11/16	2-11/32	3-1/2
01-041-9697	01-322-8810		2-9/16	3-11/32	5-5/8
01-338-7782	01-338-7872	01-338-7901	2-15/16	3-27/32	6-1/2
	01-338-7779		3-3/4	4-23/32	6-5/8
	01-338-7916		4-3/4	5-27/32	8-1/8
01-338-7864	00-512-4910		5-13/16	6-31/32	9-3/4
01-338-7860			8-7/8	10-11/32	14-1/8
01-338-7861			10-13/16	12-15/32	17-1/8

1500 PSI SERVICE

CROSS SECTION B8/ F-47

CLASS A	CLASS B	CLASS C	ID	OD	OUTER RING OD
01-338-7832	01-338-7778	01-338-7870	3/4	1-7/32	2-1/2
01-338-7831	01-338-7898	01-338-7914	1	1-17/32	2-3/4
01-338-7780	01-338-7818	01-338-7900	1-11/16	2-11/32	3-1/2
01-338-7820		01-338-7922	2	2-23/32	3-7/8
01-338-7783	01-324-6749		3-3/4	4-23/32	6-7/8
01-338-7784	01-338-7869		4-3/4	5-27/32	8-1/4
01-338-7785			5-13/16	6-31/32	10
01-338-7786	01-324-1058		6-7/8	8-7/32	11-1/8
01-338-7787			8-7/8	10-11/32	13-7/8

2500 PSI SERVICE

CROSS SECTION B8/ F-47

CLASS A	CLASS B	CLASS C	ID	OD	OUTER RING OD
01-338-7799	01-324-1053	—	3/4	1-7/32	2-3/4
01-338-7840	—	—	1	1-17/32	3
01-338-7800	—	—	2-3/4	3-27/32	6-5/8

CLASS 5330

COMMERCIAL USE— GASKETS, SPIRAL WOUND

With outer metal ring. Flexitallic Gasket or equal. Part numbers indicated below.

150 PSI SERVICE

CROSS SECTION B8/F-47 NSN	ID	OD	OUTER RING OD	FLEXITALLIC PART NO.
01-338-7824	1	1-9/16	2-1/4	CG-1C
01-338-7836	1-1/4	1-27/32	2-5/8	CG-1D
01-326-4348	3-1/4	3-7/8	4-7/8	CG-1H
01-388-2135	5-1/2	6-1/2	7	CG-1M
00-290-9558	7-3/16	8-1/4	8-3/4	CG-1P
01-338-7873	13-3/8	14-3/4	16-1/8	CG-1S
01-380-9500	18-11/16	20-3/4	21-5/8	CG-1V

300 PSI SERVICE

CROSS SECTION B8/F-47 NSN	ID	OD	OUTER RING OD	FLEXITALLIC PART NO.
01-338-7896	1/2	7/8	1-3/4	CG-3A
01-338-7849	3/4	1-1/4	2-1/8	CG-3B
00-077-1458	1-1/4	1-7/8	2-7/8	CG-3D
01-338-7810	4-1/2	5-1/4	6-1/2	CG-3K
01-338-7794	5	5-7/8	7-1/8	CG-3L
01-045-6635	5-1/2	6-1/2	7-3/4	CG-3M
01-338-7896	6-1/8	7	8-1/2	CG-3N
01-338-7809	7-3/16	8-1/4	9-7/8	CG-3P

400 PSI SERVICE

CROSS SECTION B8/F-47 NSN	ID	OD	OUTER RING OD	FLEXITALLIC PART NO.
01-045-6640	3/4	1-1/4	2-1/8	CG-4B
01-053-2919	2-3/4	3-3/8	4-3/8	CG-4G

600 PSI SERVICE

CROSS SECTION B8/F-47 NSN	ID	OD	OUTER RING OD	FLEXITALLIC PART NO.
01-338-7833	1-1/4	1-7/8	2-7/8	CG-6D
00-286-9855	2-3/4	3-3/8	4-3/8	CG-6G
01-338-7888	3-1/4	3-7/8	5-1/8	CG-6H
01-338-7819	4	4-3/4	5-7/8	CG-6J
01-338-7825	4-3/4	5-7/8	7-5/8	CG-6L

900 PSI SERVICE

CROSS SECTION B8/F-47 NSN	ID	OD	OUTER RING OD	FLEXITALLIC PART NO.
01-338-7830	1-1/4	1-7/8	3-1/8	CG-9D

1500 PSI SERVICE

CROSS SECTION B8/F-47 NSN	ID	OD	OUTER RING OD	FLEXITALLIC PART NO.
01-048-6122	1	1-9/16	2-3/4	CG-15C
01-048-6123	2-3/4	3-7/8	6-1/2	CG-15H
01-338-7783	3-5/8	4-3/4	6-7/8	CG-15J
00-239-3768	4-5/8	5-7/8	8-1/4	CG-15L
01-048-6162	5-5/16	6-1/2	9-1/8	CG-15M
00-097-6510	18-1/4	20-3/4	27-3/4	CG-15V

2500 PSI SERVICE

CROSS SECTION B8/F-47 NSN	ID	OD	OUTER RING OD	FLEXITALLIC PART NO.
01-046-3934	1-1/4	1-7/8	3-3/8	CG-25D
01-338-7800	2-3/4	3-7/8	6-5/8	CG-25H
00-064-8804	3-5/8	4-3/4	7-3/4	CG-25J

GRAPHITE and STEEL (B4A / F-45).

Corrosion Resisting Steel with soft spiral wound filler. Style B4A Diamond, Shape F-45. Nominal pressure rating of 1500 PSI.

CROSS SECTION

STYLE B4A

SHAPE F-45



	Aperture		X-sect Thk/In.
	W/In.	L/In.	
00-306-1128	3.375	3.750	.125
01-392-5158	3.375	4.250	.175
00-599-5782	3.781	4.656	.175

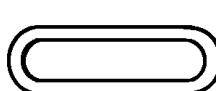
GRAPHITE and STEEL (B5A / F-45).

Corrosion Resisting Steel with soft Chlorite spiral wound filler. Style B5A Oval, Shape F-45. Nominal pressure and temperature rating as indicated.

CROSS SECTION

STYLE B5A

SHAPE F-45



Nominal pressure rating 1500 PSI. Temperature rating 950 degrees Fahrenheit.

	Aperture		X-sect Thk/In.
	W/In.	L/In.	
01-394-9926	2.781	3.406	.175

GRAPHITE and STEEL (B1 / F-45).

Corrosion resisting Steel with soft spiral wound filler. Style B1 Circular, Shape F-45. Nominal pressure rating of 1500 PSI.

CROSS SECTION

STYLE B1

SHAPE F-45



	Aperture		X-sect Thk/In.
	ID/In.	OD/In.	
00-862-9391	3.641	4.173	.175

ASBESTOS and STEEL (B1 / F-45).

For service in other than flange joints, such as valve bonnets, pumps and

other related applications, where conditions do not exceed 2500 PSI at 1050 degrees Fahrenheit. Style B1 Circular, Shape F-45.

	Aperture		X-sect Thk/In.
	ID/In.	OD/In.	
01-434-1473*	.406	.781	.175
00-926-1923*	.938	1.438	.175
01-388-2419*	1.000	1.625	.175
00-641-1698*	1.219	1.750	.175
00-841-2282*	1.500	2.000	.125
00-087-0172	1.531	2.078	.125
01-438-0519*	1.562	2.125	.175
01-387-1973	1.875	2.375	.125
01-308-7462	2.062	2.688	.175
01-416-9490*	2.062	2.938	.175
01-383-0100	2.125	2.625	.125
00-551-9786	2.250	3.125	.175
00-989-6914	2.375	2.875	.125
01-375-2169	2.688	3.062	.125
00-989-6913	2.750	3.250	.125
01-382-7075*	3.062	3.923	.175
01-363-0621*	3.312	4.062	.175
01-380-0797	4.125	3.375	.125
00-171-7274	3.938	4.430	.125
00-996-7712*	12.312	12.750	.175

* Non Spec item

ASBESTOS and NICKEL-CHROMIUM IRON (B1 / F-45).

	Aperture		X-sect Thk/In.
	ID/In.	OD/In.	
01-387-0504	.500	1.000	.125
01-026-0637	1.000	1.375	.125
01-283-1776	1.328	1.671	.175
01-023-8161	7.513	8.090	.125

ASBESTOS and STEEL, CORROSION RESISTING (B1 / F-45).

Type 1.

	Aperture		X-sect Thk/In.
	ID/In.	OD/In.	
00-857-5861*	.437	.750	.125
01-431-7627	1.000	1.375	.125
01-394-3480*	1.094	1.625	.125
00-892-4050	1.312	1.688	.125
01-395-9580	1.406	1.812	.175
01-381-0036	1.515	2.015	.125
00-782-9441	1.687	2.437	.175
00-720-3395	1.812	2.156	.062
01-410-7171	1.812	2.562	.175
01-478-3395	2.140	2.890	.140
00-958-0245	2.312	2.875	.175
00-809-1997	2.375	2.875	.125
01-040-8666	3.130	3.970	.062
00-752-8654	3.375	4.125	.125
00-585-1309	4.250	4.750	.125
01-388-3070	9.687	10.250	.125

* Non Spec Item

RUBBER and STEEL (B1 / F-45).

Corrosion Resisting Steel with soft Asbestos spiral wound filler. Style B1 Circular, Shape F-45.

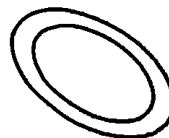
	Aperture		X-sect Thk/In.
	ID/In.	OD/In.	
00-585-1310	.688	1.062	.133

ASBESTOS and STEEL (B1 / F-46).


Corrosion Resisting Steel with soft Asbestos spiral wound filler. Style B1 Circular, Shape F-46.

CROSS SECTION

STYLE B1



SHAPE F-46



	Aperture		X-sect Thk/In.
	ID/In.	OD/In.	
00-369-7741	0.625	1.000	.125
00-890-1471*	1.250	1.620	.125
00-291-4082	2.812	3.344	.175
00-641-2346*	2.812	3.750	.172

* Non Spec Item

GRAPHITE OVERALL (B8 / F-47).

Metal winding with soft filler and outer ring. Style B8 circular, Shape F-47. Maximum pressure rating 150 PSI. Gage ring thickness .125 inch nominal.

	Aperture		X-sect Thk/In.
	ID/In.	OD/In.	
01-394-9346	3.375	3.969	.175

GRAPHITE and NICKEL ALLOY (B8 / F-47).

Steel outer ring with spiral wound filler. Style B8 circular, Shape F-47. Temperature rating 900 degrees Fahrenheit.

	Aperture		X-sect Thk/In.
	ID/In.	OD/In.	
01-324-0143	1.250	1.844	.175
01-323-5583	2.562	3.344	.175
01-324-2633	4.000	4.719	.175

GRAPHITE and STEEL (B8 / F-47).

Metal winding with soft filler or spiral wound filler. Style B8 circular, Shape F-47. Maximum pressure rating 150 PSI.

	Aperture		X-sect Thk/In.
	ID/In.	OD/In.	
01-338-4223	.750	1.094	.175
01-338-7824	1.000	1.531	.175

ASBESTOS and STEEL (B11/F-44).


Corrosion Resisting Steel Composition 304 or 347 with metal winding soft Asbestos filler and inner ring. Style B11 Circular, Shape F-44. Maximum pressure rating to 1260 PSI. Gage ring thickness .100 inch nominal. Gage ring outside diameter 3.688 inches nominal. Bearing surface width .438 inch nominal.

CROSS SECTION

STYLE B11



SHAPE F-44



	Aperture		X-sect Thk/In.
	ID/In.	OD/In.	
00-297-5169	3.312	4.562	.175

CLASS 5330

LEATHER, CATTLEHIDE

Chrome-tanned, wax impregnated, hydraulic packing. furnished in belting butt ends. Used with hydraulic pistons at temperatures to 155 degrees Fahrenheit, and pressures to 3,000 PSI. Full grain, whole skin, mineral tanning with natural finish.

	Thk	Grade
00-276-9512	1/8-5/32	Medium

OAKUM

Spun and tarred hemp. For caulking boats and ships. Approximately 45-55 feet per pound.

00-191-5679	5 lb. ball
-------------	------------

O-RING

Rubber or Rubber compound material. Used in various applications according to specific size.

	ID/In.	Thk/In.
00-240-3392	.101	.070
00-689-6489	.424	.103
00-914-1118	1.171	.139
00-608-6432	3.359	.139

PACKING ASSEMBLY

Asbestos, Copper Alloy and Graphite material. D2 square/rectangular cross-sectional shape style.

	OD/In.	ID/In.	Ht/In.
00-559-2537	.875	.375	2.125

Asbestos, Nickel Alloy and Synthetic Resin material. D2 square/rectangular cross sectional shape style.

	OD/In.	ID/In.	Ht/In.
01-424-7039	1.910	1.250	.312

Plastic Polyamide and Rubber Chloroprene material. D2 square/rectangular cross sectional shape style.

	OD/In.	ID/In.	Ht/In.
00-202-2599	1.052	.777	.938
00-202-2594	1.052	.609	.938
00-202-2587*	.771	.387	.938
00-202-2588	.750	.390	1.000

* D3 cross sectional shape style. V top, bottom and intermediate rings.

Asbestos and Copper Alloy material. D7 special cross sectional shape style.

	OD/In.	ID/In.	Ht/In.
01-391-9230	1.375	.875	1.500

Graphite and Plastic Polytetrafluoroethylene material. D35 cup and D2 square/rectangular cross sectional shape style.

	OD/In.	ID/In.	Ht/In.
01-376-0812	1.000	.610	1.425
01-376-0811	.875	.480	1.375

Rubber Chloroprene or Plastic Polyamide material. D53 angle and D2 square/rectangular cross sectional shape style.

	OD/In.	ID/In.	Ht/In.
00-202-2603	1.687	.937	1.375
00-202-2602	1.687	.889	1.375
00-788-8713	1.687	.812	1.375

	OD/In.	ID/In.	Ht/In.
00-202-2589	.750	.425	1.000
00-202-2586	.750	.325	1.000
00-202-2585	.687	.296	.937
00-202-2584	.687	.278	.937
00-202-2583	.687	.234	.937

Rubber Chloroprene or Plastic Polyamide material. D79 Special and D2 square/rectangular cross sectional shape style.

	OD/In.	ID/In.	Ht/In.
00-202-2593	1.515	.584	.938
00-202-2590	.750	.472	.938

Rubber Polybutadiene packing, Plastic Polytetrafluoroethylene retainer.

	OD/In.	ID/In.	Ht/In.
00-126-0434	0.360	0.298	0.036

Plastic Polytetrafluoroethylene with Rubber Fluorocarbon Class FPM Intermediate Ring. D2 square/rectangular bottom ring, D1 O-Ring intermediate ring and D2 square/rectangular top ring cross-sectional shape style. 1 intermediate ring. Temperature rating, minus 65.0 degrees Fahrenheit to 275.0 degrees Fahrenheit.

	OD/In.	ID/In.	Ht/In.
01-096-9181	0.721	0.549	0.223

Plastic Polyamide and Rubber Butadiene-Acrylonitrile material. D7 special bottom ring style.

	OD/In.	ID/In.	Ht/In.
00-178-1647	1.633	1.355	0.297

Plastic Polyamide and Rubber Butadiene-Acrylonitrile material. D79 special and D2 square/rectangular cross sectional shape style.

	OD/In.	ID/In.	Ht/In.
00-178-1652	1.678	1.518	0.227
00-178-1654	1.116	0.956	0.297

PACKING MATERIALS

Yarn, Carbon and Wire, Nickel-Copper Alloy and Braind, Plastic style. Solid, Braided fabrication.

	X-Sec Ht/In.	X-Sec W/In.	Lg/In.
00-197-8492	0.250	0.250	A/A

Rubber impregnated Asbestos metallic cloth. Boiler access opening gaskets for temperatures to 500 degrees Fahrenheit, and pressures to 300 PSI. Cross sectional shape style 3 rectangular.

Cross sectional height 40 inches. Any acceptable length.

	Thk
00-268-9879	1/16
00-268-9880	1/8

Cross sectional height as indicated. Approximate length, 48 feet.

	Thk	H
00-222-2576	1/8	1
01-392-3352	3/16	1

Cross sectional height and width as indicated. Length 51 inches nominal. Contains non-asbestos material.

	W	H
01-415-7775	0.625	0.625

BOILER CASING TWISTED ROPE

Asbestos rope. For sealing between steam sectional boiler headers, uptake dampers, boiler bolt grommets, and boiler casing gasketing at temperatures to 500 degrees Fahrenheit. 25-50 pound coils.



	OD
00-190-9978	1/2

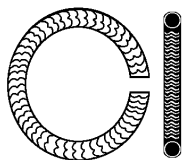
Fiberglass material. Twisted rope type, circular cross-sectional shape style. Any acceptable length. Temperature rating 500 degrees Fahrenheit.

	Dia
01-344-1046	.375
01-343-8540	.625
01-343-8543	1.000

ELECTRIC CABLE STUFFING-TUBE PACKING


Circular packing. For electric cable seals in decks, bulkheads, and equipment stuffing tubes. Issued in Reel or spool form.

Retainer packing. Braided Asbestos yarn, waterproofed, Non spec.



	OD
01-410-7157	3/16

Sealing packing. Cork particles, Graphite, lubricant and Plastic binder enclosed in a woven Cotton lattice jacket.



	OD
00-264-8460	3/16
00-264-8461	1/4
00-264-8463	3/8

OIL RESISTANT SYNTHETIC RUBBER

For gasketing where resistance to oil and serviceability at temperatures above minus 20 degrees Fahrenheit. are required. Low temperature tested. Yellow marking identifies oil resistance. 1000 PSI tensile strength.

	OD/In.
00-222-2590	1/8
00-222-2591	3/16
00-222-2592	1/4
00-222-2593	5/16
00-222-2594	3/8
00-222-2595	1/2

ROD AND VALVE STEM PACKING

Square braided Asbestos yarn, lubricated and Graphite. 36 square shape style. Any acceptable length. Type as shown.

Type 1 - Plain Type. For rotary rods, reciprocating rods, and valve stems at temperatures to 250 degrees Fahrenheit, and pressures to 600 PSI.

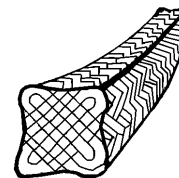
	OD/In.
00-197-8535	1/8

Type 2 - Wire Inserted. For valve stems and expansion joints where steam temperatures are to 500 degrees Fahrenheit and pressures to 600 PSI.

	OD/In.
00-197-8524*	1/8
00-197-8527†	5/16

* May contain Brass, Nickel or Copper
† Circular shape style

Square braided asbestos yarn, TFE impregnated and coated with a petroleum lubricant. For stern tubes, rudder posts, rotary shafts, reciprocating rods, and valve stems where pressures do not exceed 2500 PSI, and rod or shaft speeds to 5000 RPM. Temperature limit to 500 degrees Fahrenheit. Furnished in reels or spools.



	Size
00-038-2922	1/4
00-618-3223	5/16
00-005-0521	1

Square braided Asbestos and Lead, lubricated with mineral oil. For general rod and valve stem use at temperatures to 450 degrees Fahrenheit. Furnished in reels or spools.

	Size
01-388-8456*	1/2

* Temperature not rated.

Square braided yarn. Lubricated with Graphite. 1000 degrees Fahrenheit temperature rating. Tensile strength, not rated. Any acceptable length. Non-Spec Item.

	Size
01-307-3780	1/4

Square braided flax, For rods and valve stems in hot or cold water or brine at 300 PSI and fuel oil service at 500 PSI, and temperatures to 200 degrees Fahrenheit.

Graphite Lubrication.

	Size
00-530-0680	1/8
00-530-0681	3/16
00-202-3427	1/4
01-390-5251	7/16
00-530-0683	3/8
00-530-0685	1/2

Any acceptable lubrication.

	Size
00-527-7498*	3/16
00-527-7495*	1/4
00-527-7502	5/16
00-527-7503	3/8

CLASS 5330

	Size
00-527-7505*	1/2
00-527-7499	7/8
00-527-7496	1
00-527-7493	1-1/4

* Oil Lubricated

Square braided metal foil over a nonmetallic core, graphite lubricated. For reciprocating and rotary rods, valve stems, and outside packed plungers at temperatures to 550 degrees Fahrenheit. Furnished in coil form.

	Size
00-186-1745	1/4
00-186-1747	3/8
00-186-1749	1/2

For rotary and reciprocating pumps servicing steam, water, gas or oil. Temperatures 550 degrees Fahrenheit. Square cross section accept where indicated.

TYPE B. SYMBOL 1433

	Size
00-197-9650	1/8 Sq
01-399-8492*	1/4 Cir
01-359-1535	1/2 Sq
01-388-1003	5/8 Sq

* Circular cross section

Square nonmetallic Plastic core with corrosion inhibitor. Wire, Asbestos braided jacket. For valve stems, rods, expansion joints using superheated steam and hot gases. Class 2, Type shown below.



TYPE C. SYMBOL 1108. Wire inserted for temperatures to 850 degrees Fahrenheit.

	Size
00-197-8490	1/8
00-197-8493	5/16
00-197-8494	3/8
00-197-8495	7/16
00-197-8497	9/16
00-197-8498	5/8
00-197-8505*	1 1/8

* Circular Plastic composition

TYPE E. SYMBOL 1111. Inconel wire inserted, for line temperatures to 1200 degrees Fahrenheit. Square braided Asbestos and Nickel-Chromium-Iron Alloy. Tensile strength not rated.

	Size
00-599-9550	1/2
00-599-9552	5/8

Any acceptable lubrication method. For packing dogs and operating the handwheel spindles of watertight doors and closures.

TYPE 1. Solid, circular. Plastic. Approximately 1-1/4 diameter and 1-1/4 long

00-262-9439

TYPE 2. 1/8 diameter. Any acceptable length latticed and solid, circular. Plastic and Cotton.

00-262-9437

TYPE 3. Loose fibrous material. Plastic. Shipped in 5 pound carton.

00-262-9436

GRAPHITE. Corrugated ribbon form. For use in steam systems, conventionally powered ships. 1250 PSI.

	H	W	Lg/Ft
01-011-5048	3/4	.013	100
01-011-5049	1/2	.013	50
01-011-5050	1/4	.013	50
01-004-6639	1/64	1.000	100

PACKING, PREFORMED

A circular shaped item with an aperture manufactured to predetermined dimensions and designed for use as a seal in stuffing boxes, packing nuts, and the like. It may be any nonmetallic molded or formed ring or any shredded metal or metal foil type metallic or semi-metallic ring. Excludes felt items, but includes multi material items in which one of the materials is felt. For Rubber items specifically designed for weatherproofing doors, windows, chests, and etc., see Seal.

Rubber Synthetic overall. Cross-sectional height, 1.000 inches nominal. Center hole diameter, 4.000 inches nominal.

00-168-5966

Rubber overall. D103 special cross-sectional shape style. Cross-sectional height, 0.135 inches minimum and 0.143 inches maximum. Center hole diameter, 2.844 inches minimum and 2.874 inches maximum. Peripheral diameter, 3.130 inches minimum and 3.144 inches maximum.

00-152-2736

Rubber Ethylene-Propylene Class EPM overall. D61U cross-sectional shape style. Cross-sectional height, 0.375 inches nominal. Center hole diameter, 1.000 inches nominal. Peripheral diameter, 1.5000 inches nominal.

00-301-6183

Rubber Synthetic overall. 70.0 Rockwell C nominal overall hardness rating. Center hole diameter, 0.444 inches minimum and 0.456 inches maximum. Peripheral diameter, 0.602 inches nominal.

00-432-0722

35-55 durometer

Rubber Butadiene-Acrylonitrile Class NBR overall material. D53 Angle cross-sectional shape style. Cross-sectional height, 0.192 inches minimum and 0.202 inches maximum. Center hole diameter, 1.969 inches nominal. Peripheral diameter, 2.359 inches nominal. 15.0 degree angle.

00-291-9762

60-70 durometer

Cross-sectional height, 0.100 inches minimum and 0.106 inches maximum. Center hole diameter, 8.707 inches minimum and 8.767 inches maximum.

00-404-8230

85-95 durometer

Cross-sectional height, 0.197 inches nominal. Center hole diameter, 5.750 inches nominal. Peripheral diameter, 6.750 inches nominal. 90 degree angle.

00-202-4571

Rubber Chloroprene Class CR overall material.

80-90 durometer

D3V Cross-sectional shape style. Cross-sectional height, 0.480 inches minimum and 0.500 inches maximum. Center hole diameter, 1.280 inches minimum and 1.300 inches maximum. Peripheral diameter, 2.230 inches minimum and 2.250 inches maximum.

00-235-6228

STYLE D1 / O-RING



Rubber Butadiene-Styrene Class SBR overall. 40-50 durometer. 0.062 inch cross section, D19 flange style. Cross section height, 0.312 inches nominal. Rim surface width, 0.062 inches nominal. Center hole diameter, 3.875 inches nominal. Peripheral diameter, 4.562 inches nominal.

00-049-8014

D61 Flange style. Cross sectional height, 0.312 inches nominal. Flanged body outside diameter, 5.562 inches nominal. Center hole diameter, 5.438 inches nominal. Peripheral diameter, 6.312 inches nominal.

00-039-4826

Rubber Butadiene-Acrylonitrile Class NBR overall. D61-U cross sectional shape style. Cross section height, 0.125 inches nominal. Center hole diameter, 0.750 inches nominal. Peripheral diameter, 1.000 inches nominal.

01-286-3516

Rubber, hot oil and Ethylene Glycol type coolant resistant. Low swell, 55-65 durometer.

1/18 inch X-Sect.

	Tube ID
00-599-0458	1-1/16
00-171-6411	3-1/2

AM3238. Rubber, Phosphate esters resistant. Low permeability to gases. 65-75 durometer.

1/16 inch X-Sect.

	Tube ID
00-559-8586	11/64
00-582-2522	15/64

70-80 durometer.

1/16 inch X-Sect.

	Tube ID
00-222-1680	23/64

65-75 durometer.

1/16 inch X-Sect.

Tube ID

00-079-4578	1/8
00-990-7749	5/32
00-052-7533	3/16
00-052-9730	7/32
00-225-9054	1/4
00-071-2204	5/16
00-066-2413	3/8
00-003-9193	3/8
00-724-7902	27/64
00-995-5382	1/2
00-901-7196	9/16
00-044-5726	5/8
00-724-5541	3/4
00-995-5381	13/16
00-760-5719	7/8
00-939-9095	15/16
00-900-7399	1
00-182-3115	1-1/16
00-942-5120	1-1/8
00-934-9794	1-3/16
00-472-6954	1-3/8
00-135-7227	1-1/2
00-052-5267	1-5/8
00-460-8310	1-7/8
00-067-6408	2-1/4
00-941-9444	3

3/32 inch X-Sect.

Tube ID

00-891-1759	3/8
00-965-0719	7/16
00-579-8108	7/16
00-915-3630	1/2
00-981-3736	9/16
00-965-0749	5/8
00-138-4440	11/16
00-829-2608	3/4
00-075-3221	13/16
00-143-7932	7/8
00-143-8695	15/16
00-143-6875	1
00-437-5261	1-1/16
00-180-9098	1-3/16
00-981-3733	1-1/4
00-853-9191	1-5/16
00-469-3917	1-7/16
00-849-8352	1-11/16
00-068-4358	2
00-990-4129	2-1/2
00-975-2037	3
01-053-1009	3-1/2
00-930-3041	3-3/4
00-021-3625	4
00-143-6823	4-1/4
00-941-5767	5-1/2
00-118-9090	5-3/4

1/8 inch X-Sect.

Tube ID

00-001-4811	3/4
00-901-4407	13/16
00-829-2607	7/8
00-968-1864	15/16
00-997-7230	1
00-463-0327	1-1/16
00-965-0750	1-1/8
00-881-1234	1-1/4
00-068-2500	1-3/8
00-197-8981	1-7/16
00-194-6970	1-1/2

CLASS 5330

	Tube ID
00-599-6406	1-7/8
00-463-0225	2-3/4
00-990-4149	2-3/4
00-829-2606	2-7/8
00-902-0401	3
00-849-6720	3-1/8
00-482-7963	3-1/4
00-901-6194	3-3/8
00-440-4948	3-1/2
00-180-9090	3-5/8
00-072-3665	3-7/8
00-939-9097	4-1/8
00-926-9331	4-1/4
00-146-2670	4-3/4
00-223-1073	4-7/8
00-849-6726	5-1/8
00-989-6002	5-5/8
00-853-4272	6-1/4
00-891-1760	6-1/2
00-497-1247	6-3/4
00-849-6735	7-1/2
00-905-3653	7-3/4
00-054-8546	8-1/2
00-926-4075	9
00-935-9260	14

3/16 inch X-Sect.

	Tube ID
01-006-5479	1-7/8
01-103-1785	2
00-420-5918	2-3/4
01-165-7581	2-7/8
00-321-9962	3-3/8
00-121-2466	3-5/8
00-121-2475	3-3/4

1/4 inch X-Sect.

	Tube ID
01-164-8556	5-1/2
01-058-5413	15-1/2

Rubber, Synthetic lubricant resistant. BUNA-N type. 65-75 durometer.

1/16 inch X-Sect.

	Tube ID
00-059-8753	5/32
00-846-0502	1/4
00-882-6874	5/16
00-068-4382	7/16
00-852-4230	9/16
00-715-1364	11/16
00-924-7760	7/8
00-882-8051	15/16
00-924-7757	1-1/18
00-009-0534	1-1/4
00-269-4495	2-7/8

3/32 inch X-Sect.

	Tube ID
00-910-6629	3/8
00-081-6910	7/16
00-959-0982	1/2
00-846-0503	9/16
00-846-0499	5/8
00-857-7175	3/4
00-846-0501	7/8
00-846-0500	15/16
00-701-1768	1-7/16

	Tube ID
00-882-8045	1-9/16
00-842-3203	1-5/8
00-846-0504	1-21/32
00-007-0180	1-3/4
00-701-1880	1-7/8
00-115-1357	2
00-883-6572	2-3/8
00-686-1314	5-1/4
00-882-8056	5-3/4
00-701-1819	6

1/8 inch X-Sect.

	Tube ID
00-857-6664	3/4
00-059-7503	1-1/4
00-059-6515	2-1/4
00-851-1826	2-3/8
00-846-1592	2-5/8
00-045-4559	2-7/8
00-882-8058	3-1/8
00-425-2080	3-7/8

AMS7274. Rubber, hot petroleum base lubricating oil, and low temperature to minus 65 degrees Fahrenheit. 65 to 75 durometer.

1/8 inch X-Sect.

	Tube ID
00-290-9384	1-1/16

Rubber, oil and low temperature resistant. For temperatures above minus 20 degrees Fahrenheit. 35-55 durometer.

3/16 inch X-Sect.

	Tube ID
00-171-8069	8-9/16

1/4 inch X-Sect.

	Tube ID
00-171-7429	3/4

9/32 inch X-Sect.

	Tube ID
00-171-7426	10-7/8

5/16 inch X-Sect.

	Tube ID
00-291-9218	6-13/16

7/16 inch X-Sect.

	Tube ID
00-291-3368	7-9/16

11/16 inch X-Sect.

	Tube ID
00-291-5960	3-1/16

These O-rings are usually made of Ethylene Propylene Rubber. Grade 1 O-rings have a hardness of 65 durometer and are suitable for temperatures to 230 degrees Fahrenheit. Grade 2 O-rings have a hardness of 80 durometer and are suitable for temperatures up to 280 degrees Fahrenheit. These O-rings are compatible with hot air, hot water, steam, aryl phosphate ester hydraulic fluids and Aqueous Monoethanolamine (MEA). These seals are also used in water-glycol hydraulic systems, CO2 scrubbers, and coolant discharge systems.

GRADE 1. (65 shore durometer)

	ID		ID
1/8 inch X-Sect.		00-166-1030	1-3/8
		00-166-1036	1-1/2
	ID	00-166-8390	1-5/8
00-582-7144	1-1/2	00-166-8391	1-3/4
00-245-5211	7	00-166-8392	1-7/8
		00-194-1670	2
9/32 inch X-Sect.		00-166-8394	2-1/8
		00-166-8395	2-1/4
	ID	00-172-7187	2-3/8
00-136-5673	8-1/2	00-166-8396	2-1/2
		00-166-8397	2-5/8

GRADE 2. (80 shore durometer)

Boss/tube fitting O-ring, intended for use with internal straight thread connection bosses and tube fittings.

3/32 inch X-Sect.		00-166-8398	2-3/4
		00-166-1041	3
		00-166-1046	3-1/4
		00-166-1049	3-1/2
		00-245-5611	3-3/4
		01-013-3718	4
		00-166-1055	4-1/4
	ID	00-303-0091	4-1/2
00-580-6326	3/4	01-010-3369	4-3/4
		01-010-3370	5
		01-009-6735	5-1/4

Fluorocarbon O-rings for temperatures up to 500 degrees Fahrenheit. Class 1 has a Shore durometer hardness of 75 and Class 2 a hardness of 90. Type 1. Rubber, oil and fuel resistant. For use where resistance to fuel and lubricating oil is required.

3/32 inch X-Sect.			
		01-005-0502	1/16
01-007-1599	1-3/4	01-005-0505	5/32
		01-005-0506	3/16
		01-005-0507	7/32
		00-762-9964	1/4

Fluorocarbon O-rings intended for use when resistance to jet fuel, Synthetic engine lubricants and petroleum hydraulic fluids is required. Also suitable for Phosphate Ester base fluids and sea water. Generally suitable over a temperature range from minus 30 to 500 degrees Fahrenheit.

CLASS 1 seals with a Shore durometer hardness of 75 are the preferred O-ring material for shipboard petroleum base and Triaryl Phosphate Ester base hydraulic systems, lube oil and refrigeration systems.

CLASS 2 seals with a shore durometer hardness of 90 are the preferred O-ring gaskets for bosses.

CLASS 1

1/16 inch X-Sect.		00-166-1062	9/16
		00-166-1063	5/8
		00-166-1066	11/16
		00-166-1068	3/4
		00-166-1071	13/16
		00-166-1072	7/8
		00-166-1074	15/16
		00-166-1076	1
	ID	00-167-5110	1-1/16
01-006-3930	1/16	00-167-5111	1-1/8
00-166-0959	5/64	00-167-5112	1-3/16
00-166-0963	1/8	00-167-5113	1-1/4
00-166-0966	5/32	00-322-6397	1-5/16
00-166-0967	3/16	00-167-5114	1-3/8
00-166-0968	7/32	00-167-5115	1-7/16
00-166-0969	1/4	00-167-5116	1-1/2
01-062-4465	5/16	00-167-5117	1-9/16
00-166-0975	5/16	00-167-5118	1-5/8
00-166-0980	3/8	00-167-5119	1-11/16
00-166-0988	7/16	00-167-5120	1-3/4
00-166-0990	1/2	00-167-5121	1-13/16
00-166-0991	9/16	00-167-5122	1-7/8
00-166-0992	5/8	01-005-0508	1-15/16
00-166-0993	11/16	00-167-5123	2
00-166-0994	3/4	01-005-0509	2-1/16
00-166-0996	13/16	00-537-3929	2-1/8
00-166-1001	7/8	00-167-5124	2-3/16
00-166-1010	15/16	01-010-3371	2-1/4
00-166-1011	1	00-330-3307	2-5/16
00-166-1017	1-1/16	00-537-3888	2-3/8
00-166-1020	1-1/8	00-167-5125	2-7/16
00-166-1022	1-3/16	00-167-5126	2-1/2
00-166-1025	1-1/4	00-167-5127	2-9/16
01-166-1026	1-5/16	00-172-7188	2-5/8
		00-167-5128	2-11/16
		00-167-5129	2-3/4
		00-167-5135	2-13/16

CLASS 5330

	ID
00-167-5136	2-7/8
00-167-5137	3
00-167-5138	3-1/4
00-167-5139	3-1/2
00-166-8399	3-3/4
00-166-8400	4
00-166-8401	4-1/4
00-530-6990	4-1/2
00-165-1935	4-3/4
00-165-1936	5
00-005-0482	5-1/4
00-165-1937	5-1/2
00-165-1938	5-3/4
00-537-3944	6
01-005-0515	6-1/2
01-106-7289	6-3/4
00-549-3628	7
00-173-3022	7-1/4
00-364-8103	7-1/2
01-019-2452	7-3/4
01-106-0943	8
01-007-4888	8-3/4
01-005-0513	9
01-005-0512	9-1/4
01-005-0511	9-1/2
01-005-0516	9-3/4

1/8 inch X-Sect.

	ID
01-005-0517	3/16
01-005-3200	1/4
01-004-9552	5/16
01-006-9034	3/8
01-005-0518	7/16
01-005-0521	1/2
01-005-3701	9/16
01-005-0519	5/8
01-005-0520	11/16
00-166-8402	3/4
00-166-8428	13/16
00-166-8403	7/8
00-165-1940	15/16
00-165-1941	1
00-166-8404	1-1/16
00-165-1942	1-1/8
00-165-1943	1-3/16
00-166-8405	1-1/4
00-166-8406	1-5/16
00-166-8411	1-3/8
00-166-8412	1-7/16
00-194-1675	1-1/2
00-166-8415	1-5/8
00-166-8422	1-3/4
00-165-1944	1-7/8
00-421-9387	2
00-173-3023	2-1/8
01-021-6285	2-1/8
00-165-1946	2-1/4
00-165-1947	2-3/8
00-165-1948	2-1/2
00-165-1949	2-5/8
00-165-1950	2-3/4
00-165-1951	2-7/8
00-165-1952	3
00-165-1953	3-1/8
00-165-1954	3-1/4
00-165-1955	3-3/8
00-165-1956	3-1/2
00-165-1957	3-5/8
00-165-1958	3-3/4
00-165-1959	3-7/8

	ID
00-165-1960	4
00-165-1961	4-1/8
00-165-1962	4-1/4
00-165-1963	4-3/8
00-165-1964	4-1/2
01-005-3201	4-5/8
00-165-1965	4-3/4
00-537-3940	4-7/8
00-404-1473	5
00-165-1966	5-1/8
00-165-1967	5-1/4
00-165-1968	5-3/8
00-165-1969	5-1/2
00-554-0990	5-5/8
00-165-1970	5-3/4
00-167-5140	5-7/8
00-167-5141	6
00-167-5142	6-1/4
00-167-5143	6-1/2
00-167-5144	6-3/4
00-167-5145	7
01-005-3702	7-1/4
00-167-5146	7-1/2
00-167-5147	7-3/4
00-167-5148	8
01-005-3202	8-1/4
00-167-5149	8-1/2
00-167-5150	8-3/4
00-167-5151	9
00-167-5152	9-1/4
00-167-5153	9-1/2
01-005-0522	9-3/4
01-005-0523	10-1/2
00-159-9152	11
01-005-0524	11-1/2
01-005-0525	12
00-167-5154	13
00-167-5155	14
01-006-2103	15
00-537-3923	16
00-537-3927	17
00-539-6313	18

3/16 inch X-Sect.

	ID
01-006-0302	7/16
01-005-3703	1/2
01-005-3705	9/16
01-005-3706	5/8
01-005-4042	11/16
01-005-4043	3/4
01-005-4044	13/16
01-005-4046	7/8
01-006-0304	15/16
01-006-0305	1
01-006-0307	1-1/16
01-006-0308	1-1/8
01-006-0306	1-3/16
01-006-0303	1-1/4
01-005-4045	1-5/16
01-005-3704	1-3/8
00-167-5156	1-1/2
01-005-3212	1-5/8
01-005-3213	1-3/4
01-007-5144	1-7/8
01-005-4057	2
01-005-4058	2-1/8
01-026-1706	2-1/8
00-167-5157	2-1/4
01-005-4409	2-3/8
00-167-5158	2-1/2

	ID
01-005-4055	2-5/8
01-005-4056	2-3/4
01-009-7216	2-7/8
01-005-4059	3
00-367-4374	3-1/8
00-167-5159	3-1/4
01-005-4062	3-3/8
00-167-5160	3-1/2
01-005-4060	3-5/8
01-005-3214	3-3/4
01-005-4061	3-7/8
00-184-3472	4
01-005-3215	4-1/8
01-005-3216	4-1/4
01-005-3205	4-3/8
01-005-3206	4-1/2
01-005-3207	4-5/8
01-005-3208	4-3/4
01-005-3209	4-7/8
01-006-0310	5
01-006-0311	5-1/8
01-006-0312	5-1/4
01-006-0313	5-3/8
01-006-0315	5-5/8
01-009-6732	5-3/4
01-006-0316	5-7/8
01-006-0309	6
01-006-0317	6-1/4
01-006-0322	6-1/2
01-006-2105	6-3/4
01-006-0323	7
01-006-0324	7-1/4
01-006-0325	7-1/2
01-006-2121	7-3/4
01-006-0326	8
01-006-0328	8-1/4
01-006-0329	8-1/2
01-006-2122	8-3/4
01-006-0327	9
01-006-0330	9-1/4
01-006-2123	9-1/2
01-006-3932	9-3/4
01-005-2305	10
01-004-9551	10-1/2
01-005-0526	11
01-005-0527	11-1/2
01-005-0528	12
01-005-0529	13
01-005-0530	14
01-005-0531	15
01-005-0532	16
01-005-0533	17
01-005-0537	21
01-005-0538	23
01-005-0539	24
01-005-3211	25

1/4 inch X-Sect.

	ID
01-005-0541	4-1/2
01-005-0542	4-5/8
01-005-0543	4-3/4
01-007-4891	4-7/8
01-006-9035	5
01-005-0544	5-1/8
01-005-3204	5-1/4
01-006-2104	5-3/8
01-005-4047	5-1/2
01-005-4048	5-5/8
01-005-4049	5-3/4
01-005-4050	5-7/8

	ID
01-005-4051	6
01-005-4052	6-1/4
00-167-5162	6-1/2
01-007-4892	6-3/4
01-007-4893	7
01-007-4894	7-1/4
01-005-2307	7-1/2
01-005-4408	7-3/4
01-005-2308	8
01-005-2309	8-1/2
01-007-4895	9
01-008-6808	9-1/2
01-005-4053	10
01-205-3173	10
00-167-5163	10-1/2
00-167-5164	11
01-005-4054	11-1/2
01-005-2310	12
01-005-2311	12-1/2
01-005-2312	13
01-005-2313	13-1/2
01-005-2314	14
01-005-2315	14-1/2
01-006-0318	15
01-006-0319	15-1/2
01-006-0320	16
01-006-0321	16-1/2
01-006-2106	17
01-006-2107	17-1/2
01-006-2108	18
01-006-2109	18-1/2
01-006-2111	19-1/2
01-006-2112	20
01-006-2113	21
01-006-2114	22
01-006-2116	24
01-006-2117	25

Boss/tube fitting O-ring, intended for use with internal straight thread connection bosses and tube fittings.

1/16 inch X-Sect.

	ID
00-167-5165	1/16
00-165-1971	1/4
00-165-1972	5/16
00-020-0203	3/8
00-167-5166	7/16

5/64 inch X-Sect.

	ID
00-020-0186	1/2
00-173-3025	9/16
00-020-0105	5/8

3/32 inch X-Sect.

	ID
00-165-1974	11/16
00-020-0067	3/4

1/8 inch X-Sect.

	ID
00-165-1975	7/8
00-020-0064	11/16
01-006-2119	1
00-211-8213	1-1/16
00-165-4565	1-3/16
00-165-1976	1-3/8

CLASS 5330

	ID
00-165-1977	1-1/2
00-165-1978	1-3/4
00-165-1979	2-1/16
01-006-2120	2-3/8

CLASS 2.

1/16 inch X-Sect.

	ID
00-166-1077	5/64
01-132-1925	1/8
01-103-2596	1/8
00-425-0649	5/32
00-166-1078	3/16
00-133-9791	7/32
00-166-1079	1/4
00-166-1081	5/16
00-166-1084	3/8
00-166-1085	7/16
00-166-1086	1/2
00-166-1087	9/16
00-528-5236	5/8
00-166-1088	11/16
00-166-1089	3/4
01-058-4008	13/16
01-127-0849	7/8
00-166-1090	15/16
00-166-1091	1
01-137-9007	1-3/64
00-556-7513	1-1/8
00-166-1092	1-3/16
01-203-6549	1-1/4
00-166-1094	1-5/16
00-166-1095	1-3/8
00-166-1097	1-1/2
01-112-1765	1-7/8
01-148-2691	2-5/8

3/32 inch X-Sect.

	ID
00-166-1098	3/8
00-166-1099	1/2
01-121-8092	9/16
01-133-9790	5/8
01-105-9153	11/16
00-211-9143	3/4
01-106-0936	11/16
01-106-0942	1
00-166-1100	1-1/16
01-182-8670	1-1/8
00-166-1101	1-3/16
01-184-7576	1-5/16
00-166-1104	1-7/16
01-104-4906	1-1/2
01-105-9154	1-9/16
01-176-4014	1-5/8
01-058-4009	1-11/16
01-049-6595	1-13/16
01-188-7636	2-3/16
01-180-5229	2-5/16
01-104-5943	2-3/8
01-104-4411	2-7/16
00-556-7506	3
00-001-6681	3-1/2

1/8 inch X-Sect.

	ID
01-047-2908	7/16
01-127-0971	3/4

	ID
01-175-9164	13/16
00-166-1109	7/8
01-120-9550	1-15/16
01-017-6535	1
01-125-1731	1-1/16
00-166-1110	1-1/8
01-027-4703	1-3/16
01-106-7288	1-1/4
01-106-7290	1-5/16
00-166-1111	1-3/8
00-338-1382	1-7/16
01-006-2129	1-1/2
01-187-7680	1-3/4
00-338-1440	1-7/8
00-166-1112	2
01-106-0940	2-1/8
01-119-3220	2-1/4
00-338-1441	2-3/8
01-180-5228	2-1/2
01-113-9871	2-5/8
01-174-7868	2-3/4
01-189-3822	2-7/8
01-194-8964	3
01-127-0972	3-1/8
01-006-2130	3-1/4
01-167-9770	3-3/8
00-167-5167	3-1/2
01-050-1537	3-5/8
01-129-2730	3-3/4
01-144-1661	4-1/8
01-043-1904	4-1/4
01-203-2327	4-3/8
01-105-9152	4-7/8
00-167-5168	5-1/8
01-106-0938	5-3/8

3/16 inch X-Sect.

	ID
01-028-8289	1-1/2
01-137-8392	1-7/8
00-167-5170	2
01-183-9169	2-1/8
01-028-6511	2-1/2
01-243-9299	2-7/8
00-338-1302	3
01-199-5375	3-1/8
01-212-4624	3-3/4

Boss/tube fitting O-ring, intended for use with internal straight thread connection bosses and tube fittings.

1/16 inch X-Sect.

	ID
00-167-5171	1/4
01-011-4057	5/16
00-167-5172	3/8
00-165-1980	7/16

5/64 inch X-Sect.

	ID
00-165-1981	1/2
00-167-5173	5/8

3/32 inch X-Sect.

	ID
00-167-5174	3/4

1/8 inch X-Sect.

	ID
01-018-5663	7/8
00-167-5175	1
01-088-6106	1-1/16
00-167-5176	1-3/16
01-024-2512	1-1/2
00-172-7189	1-3/4
01-088-6871	2-5/16

Synthetic Rubber. Shore durometer hardness of 75 nominal. Temperature rating between minus 65 degrees Fahrenheit and plus 275 degrees Fahrenheit.

1/16 inch X-Sect.

	ID
01-107-4962	1/16
01-088-5363	1/4
01-047-0435	5/16
01-046-3300	3/8
01-088-6108	7/16
01-046-0628	9/16
01-043-1419	5/8
01-050-1538	11/16
01-046-3299	3/4
01-050-1539	13/16
01-107-4950	7/8
01-107-4961	1
01-107-4963	1-1/16
01-107-9249	1-1/8
01-123-3298	1-1/4
01-107-4949	1-5/16

3/32 inch X-Sect.

	ID
01-160-2508	3/8
01-107-4955	1/2
01-107-4954	5/8
01-110-1412	3/4
01-123-3299	1
01-117-1076	1-3/16
01-097-6619	1-5/16
01-123-3300	1-3/8
01-118-7701	1-7/16
01-097-8957	1-9/16
01-113-2083	1-5/8
01-146-4563	1-3/4
01-112-4060	1-7/8
01-089-1583	2-3/16
01-115-2216	2-5/16
01-112-4059	2-5/8
01-105-6662	2-3/4

1/8 inch X-Sect.

	ID
01-182-7410	3/4
01-133-4718	7/8
01-213-6128	15/16
01-113-5624	2-3/4

3/16 inch X-Sect.

	ID
01-160-4343	1-1/2
01-160-4344	1-3/4
01-160-4345	1-7/8
01-129-9438	2
01-160-4346	2-1/8
01-123-3303	2-1/4
01-160-4347	2-1/2
01-160-4348	2-3/4

	ID
01-160-4349	2-7/8
01-160-4342	3
01-162-4705	3-1/8
01-162-4706	3-7/32
01-172-2432	3-3/8
01-175-0311	3-1/2
01-174-3283	3-3/4
01-160-4326	3-7/8
01-179-0252	4
01-160-4327	4-1/8
01-160-4328	4-1/4
01-160-4324	4-1/2

1.4 inch X-Sect.

	ID
01-183-0983	4-1/2
01-183-0984	4-5/8
01-183-0985	4-3/4
01-107-4960	4-7/8
01-160-4329	5
01-160-4330	5-1/8
01-160-4331	5-1/4
01-160-4332	5-1/2
01-160-4333	5-5/8
01-160-4334	5-3/4
01-160-4335	5-7/8
01-160-4336	6
01-160-4337	6-1/4
01-160-4338	6-1/2
01-160-4339	6-3/4
01-160-4340	7
01-183-0987	7-1/4
01-160-4341	7-1/2
01-211-9788	7-3/4
01-183-0979	8
01-186-8336	8-1/2
01-174-0214	9
01-183-0986	9-1/2
01-169-0657	10-1/2
01-185-1927	12
01-195-8733	12-1/2
01-161-4498	13
01-199-5370	14
01-162-4704	14-1/2
01-199-5374	15

RUBBER

Shore durometer hardness rating of 70 nominal.

1/16 inch X-Sect.

	ID
00-343-1035	1/4
00-498-5733	5/16
00-759-1687	3/8
00-759-2022	7/16
00-759-2113	1/2
00-765-1948	9/16
00-759-2121	11/16
00-702-7217	1-1/8
01-007-8798	1-3/16
00-377-0921	1-1/4
00-279-9305	1-3/8
01-018-6498	2-1/2

3/32 inch X-Sect.

	ID
00-763-0074	1/2
00-498-5755	1-3/16

CLASS 5330

ID	
00-759-1692	1-5/8
01-010-2419	2-9/16
00-498-5806	3-1/4

1/8 inch X-Sect.

ID	
01-007-1608	1
01-010-2420	1-29/64
00-288-2036	1-1/2
00-279-4342	2-1/2
00-279-4344	2-3/4
01-007-4898	3
01-007-4899	3-1/8

3/32 inch X-Sect.

ID	
01-005-4064	1/4
00-288-1976	3/8
00-279-9323	1/2
00-279-9322	5/8
01-006-9048	1-3/16

7/32 inch X-Sect.

ID	
01-129-6962	1/2
00-279-9391	1-7/8
00-279-9317	2-1/8

Shore durometer hardness rating of 75 nominal.

1/16 inch X-Sect.

ID	
01-130-9665	1-5/16

Shore durometer hardness rating of 70 nominal.


1/16 inch X-Sect.

ID	
01-129-2018	1-3/4

SQUARE or RECTANGULAR PREFORMED PACKING MATERIALS

A circular shaped item with an aperture manufactured to predetermined dimensions and designed for use as a seal in stuffing boxes, packing nuts, and the like. It may be any nonmetallic molded or formed ring or any shredded metal or metal foil type metallic or semi-metallic ring. Excludes felt items, but includes multi material items in which one of the materials is felt. For rubber items specifically designed for weatherproofing doors, windows, chests, and etc., see Seal.

STYLE D2 / SQUARE-RECTANGULAR



Military Specification single material response overall classification Plastic, Tetrafluoroethylene Resin material Scarf-Peripheral packing joints.

3/64 inch X-Sect.

ID		Peripheral Dia
00-894-1954	9/32	11/64
00-163-6566	7/16	5/8

5/64 inch X-Sect.

ID		Peripheral Dia
00-582-7481	3-7/64	3-41/64

Rubber Chloroprene Class CR overall. D2 square/rectangular cross-sectional shape style. Cross-sectional height, 0.219 inches minimum and 0.281 inches maximum. Center hole diameter, 3.844 inches minimum and 3.906 inches maximum. Peripheral diameter, 4.432 inches minimum and 4.406 inches maximum.

00-486-2397

PACKING WITH RETAINER

ONE PIECE CONSTRUCTION

Aluminum Alloy 7075 with Anodized surface treatment. One piece construction. Outside diameter, 0.463 inches minimum and 0.473 inches maximum. Packing inside diameter, 0.176 inches minimum and 0.196 inches maximum. Retainer thickness, 0.045 inches minimum and 0.055 inches maximum. Packing ring cross-sectional diameter, 0.067 inches minimum and 0.077 inches maximum. SPECIAL FEATURES: Retainer Material Temper T6

00-297-6466

Rubber Fluorocarbon Class FPM. Packing, Steel Composition 301 or Steel Composition 302 retainer. Passivated retainer surface treatment. On piece construction. Outside diameter, 0.433 inches minimum and 0.458 inches maximum. Packing inside diameter, 0.170 inches minimum and 0.190 inches maximum. Retainer thickness, 0.045 inches minimum and 0.055 inches maximum. Packing ring cross-sectional diameter, 0.067 inches minimum and 0.077 inches maximum.

00-279-9023

Rubber Synthetic packing. Steel retainer with Cadmium surface treatment. One piece construction. Outside diameter, 0.875 inches nominal. Packing inside diameter, 0.492 inches nominal. Retainer thickness, 0.050 inches nominal.

00-397-4588

Rubber, Yellow color, .050 inch nominal retainer thickness and .072 inch nominal cross sectional diameter.

ALUMINUM, Anodized retainer.

	ID	OD	Thk
01-165-4518	.240	.500	.050

CRES STEEL, Passivated or Annealed.

	ID	OD	Thk
01-029-8185	.240	.500	.050

Rubber.

STEEL, Cadmium Plated.

	ID	OD	Thk
01-145-5162	.301	.600	.050
01-145-5160	.490	.882	.050

Rubber .050 inch nominal, retainer thickness and .072 inch nominal cross sectional diameter.

	ID	OD	Thk
01-101-9492	.180	.445	.050
01-128-6071	.427	.757	.050

SYNTHETIC RUBBER inner ring with an integral metallic outer retaining ring as indicated.

ALUMINUM Alloy retaining rings.

	ID	OD	Thk
00-171-8363	.242	.500	.050
00-413-4734	.245	.531	.072

STEEL, Cadmium Plated retaining ring.

	ID	OD	Thk
00-580-5329*	.184	.364	.041
00-808-1805	.281	.377	.054
00-580-5327*	.280	.516	.054
01-019-2616	.740	1.322	.060

* Triangular shaped Rubber ring.

RUBBER EPICHLOROHYDRIN-ETHYLENE OXIDE CLASS ECO PACKING WITH STEEL COMP 302 RETAINER. One-piece. Outside diameter, 5.492 inches nominal. Packing inside diameter, 4.6845 inches nominal. Retainer thickness, 0.425 inches nominal. End Item: Rotary Wing Aircraft Tail Drive Shaft Disconnect Coupling Type DF Static Seal Assembly.

01-177-4927

RUBBER SYNTHETIC PACKING ALUMINUM ALLOY RETAINER ANODIZE RETAINER. One-piece. Outside diameter, 1.312 inches nominal. Packing inside diameter, 0.737 inches nominal. Retainer thickness, 0.064 inches nominal. Packing ring cross sectional diameter, 0.096 inches nominal.

00-043-3964

RUBBER SYNTHETIC PACKING STEEL RETAINER CADMIUM RETAINER. One-Piece. Outside diameter, 1.000 inches nominal. Packing inside diameter, 0.541 inches nominal. Retainer thickness, 0.075 inches nominal.

00-133-4576

PAPER, GASKET

Paper material with an animal or plant fiber. Gas, oil and water resistant 36 inches wide and 36 to 48 inches long.

	Thk/In.
00-270-8465	.003
00-270-8466	.007
00-270-8467	.011
00-270-8468	.016
00-467-3615	.031
00-634-8265	.031
00-270-8470	.063
00-270-8471	.094
00-270-8473	.125
00-270-8475	.250

P3415-A. 36 inches wide.

	Thk/In.	Lg/In.
00-530-2253	.010	3600
00-530-2259	.016	1800
00-530-2254	.031	1800
00-530-2762	.062	900

RETAINER, PACKING

Leather Cattlehide overall. D2 square/rectangular cross-sectional shape. Cross-sectional height, 0.084 inches minimum and 0.104 inches maximum. Center hole diameter, 0.3355 inches minimum and 0.3505 inches maximum. Peripheral diameter, 0.577 inches nominal.

00-186-4947

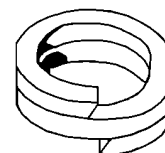
Rubber Chloroprene Class CR overall. D6 square with aperture. Cross-sectional height, 0.340 inches minimum and 0.355 inches maximum. Center hole diameter, 15.375 inches nominal. Peripheral diameter, 16.125 inches nominal. Joint type, Scarf-Peripheral Retainer.

00-167-8173

Steel Composition 321 overall. Cross-sectional shape D2 square/rectangular. Cross-sectional height, 0.017 inches minimum and 0.023 inches maximum. Center hole diameter, 4.294 inches minimum and 4.304 inches maximum. Peripheral diameter, 4.430 inches minimum and 4.440 inches maximum. Joint type, Butt Retainer.

00-418-2381

Plastic. Teflon back up rings. Intended for use in air, Nitrogen and hydraulic systems. Temperature range of minus 65 degrees to 275 degrees Fahrenheit, at pressures from 0-3000 PSI continuous, and 0-45000 PSI intermittent.



General Service Application. Boss/Tube fittings packing.

	ID	OD
00-935-9268	.309	.533
00-246-6403	.360	.594
00-487-4687	.423	.655
00-246-6404	.478	.720
00-550-6742	.656	.906
00-809-2587	.941	1.279
00-487-4676	1.191	1.529



.050 inch X-Sect.

	ID	OD
00-585-6937	.109	.215
01-020-9510	.126	.232
00-057-5709	.140	.246
00-088-8719	.202	.308
00-582-1551	.234	.340
00-842-5505	.265	.370
00-582-1548	.327	.431
00-543-7090	.390	.496
01-020-9511	.376	.482
00-843-9726	.455	.561
00-580-5055	.518	.624
00-684-2572	.580	.686
00-064-2570	.643	.751
01-020-9518	.632	.738
00-833-4210	.695	.801

CLASS 5330

	ID	OD
00-839-1846	.768	.874
00-720-3652	.830	.936
00-838-9773	.892	1.004
00-413-4520	.951	1.058
00-419-2969	1.015	1.121
00-841-9959	1.023	1.129
00-855-3430	1.085	1.191
00-618-8899	1.148	1.254
00-800-9720	1.210	1.316
00-834-6676	1.273	1.377
00-003-9271	1.329	1.435
00-814-2372	1.398	1.500

.050 inch X-Sect.

	ID	OD
00-582-1538	.390	.562
01-020-9521	.444	.616
00-582-2113	.452	.624
00-543-7085	.577	.749
01-020-9519	.633	.805
00-801-3440	.702	.874
00-582-2111	.765	.937
00-835-7712	.832	.919
01-020-9516	.825	.997
00-821-8849	.895	1.067
00-820-4142	.957	1.129
00-814-2371	1.014	1.000
00-821-8848	1.082	1.254
00-808-2335	1.145	1.317
01-020-9514	1.141	1.313
00-808-2340	1.207	1.379
00-822-0991	1.270	1.442
00-819-4641	1.332	1.514
00-800-9721	1.397	1.569
01-041-3399	1.397	1.569
00-820-9846	1.455	1.627
00-892-1608	1.522	1.694
00-808-2337	1.584	1.756
01-020-9517	1.581	1.753
00-725-4369	1.647	1.819
00-821-1508	1.709	1.881
00-848-9128	1.771	1.943
00-850-7490	1.834	2.000
00-734-1843	1.897	2.066
00-850-7491	1.960	2.130
00-842-8342	2.002	2.194
00-808-2339	2.084	2.256
00-702-2534	2.147	2.319
00-998-3140	2.209	2.381
00-205-3465	2.508	2.680
00-853-4152	2.754	2.930

.050 inch X-Sect.

	ID	OD
00-543-7087	766	1.004
01-031-8611	766	1.004
00-582-2116	828	1.066
00-571-9008	.884	1.122
00-543-7088	.891	1.129
00-582-2146	.953	1.192
00-543-7089	1.016	1.254
00-618-6845	1.073	1.311
00-582-2142	1.141	1.379
00-582-2141	1.203	1.441
00-582-2150	1.266	1.504
00-582-2118	1.334	2.572
00-582-1539	1.397	1.635
00-684-2164	1.459	1.697
00-582-1536	1.522	1.760
00-582-1544	1.647	1.885

	ID	OD
00-582-1537	1.772	2.010
00-582-1550	1.897	2.134
00-582-1547	2.022	2.260
00-582-7526	2.147	2.285
00-582-1542	2.272	2.510
00-582-1541	2.397	2.634
00-582-2143	2.522	2.760
00-820-4019	2.755	2.993
00-582-1549	2.880	3.118
00-567-4905	3.004	3.243
00-543-7093	3.130	3.368
00-582-1543	3.254	3.493
00-729-5142	3.504	3.743
00-582-1540	3.630	3.868
00-729-5141	3.880	4.118
00-684-2735	4.130	4.369
00-582-2149	4.255	4.493
00-543-7083	4.629	4.867

.070 inch X-Sect.

	ID	OD
00-582-1545	1.513	1.879
00-582-2119	1.638	2.004
00-582-2144	1.763	2.129
00-618-6282	1.888	2.254
00-582-2107	2.013	2.379
00-582-2145	2.138	2.504
00-582-2115	2.268	2.634
00-542-0920	2.393	2.759
00-543-7092	2.516	2.882
00-582-2108	2.643	3.009
00-836-6092	2.893	3.259
00-684-2168	3.018	3.384
00-582-1546	3.143	3.509
00-582-1533	3.398	3.764
00-582-1534	3.523	3.889
00-582-2148	4.028	4.394
00-834-6679	4.280	4.642
00-843-9719	4.528	4.894

105 inch X-Sect.

	ID	OD
00-904-4129	4.551	5.021
00-729-5143	4.801	5.272
00-845-5016	5.176	5.647
00-834-6675	5.300	5.775
00-899-6728	5.529	6.001
00-078-8381	6.752	7.225

PLASTIC OVERALL

Cross-sectional height, 0.149 inches minimum and 0.159 inches maximum. Center hole diameter, 0.562 inches minimum and 0.563 inches maximum.

00-433-9153

Cross-sectional height, 0.166 inches nominal. Center hole diameter, 1.187 inches nominal. Peripheral diameter, 1.287 inches nominal.

00-349-1117

PLASTIC TETRAFLUOROETHYLENE

.020 inch X-Sect.

	ID	OD
00-397-4484	1.180	1.422

.050 inch X-Sect.

	ID	OD
00-376-8653	1.000	1.178
00-892-4096	2.254	2.430
00-839-7795	2.317	2.493
00-878-4784	2.379	2.555
00-061-2359	2.442	2.618
00-061-2360	2.567	2.743
00-950-1303	2.692	2.868
00-957-1120	2.817	2.993

.050 inch X-Sect.

	ID	OD
01-066-3936	1.124	1.366
00-061-2361	2.630	2.867
00-061-2379	2.755	2.994
00-808-4467	3.380	3.618
00-083-0678	3.505	3.743
00-275-3371	3.630	3.868
00-038-8931	3.755	3.993
01-208-8050	4.005	4.242

.073 inch X-Sect.

	ID	OD
00-329-9668	0.769	1.031

.088 inch X-Sect.

	ID	OD
00-158-0640	1.120	1.307

.105 inch X-Sect.

	ID	OD
00-883-0233	7.002	7.474
00-889-2128	7.502	7.974

0.125 inch X-Sect.

	ID	OD
00-180-9934	1.232	1.312

0.167 inch X-Sect.

	ID	OD
00-346-3594	0.937	1.029

0.183 Inch X-Sect.

	ID	OD
00-345-2263	—	1.431
00-364-9728	0.815	—
00-345-2265	—	1.118

TEFLON back-up rings. Intended for same use as indicated above. .050 inches wide.

General service application.

.030 inch X-Sect.

	ID	OD
00-171-5052	.125	.235
00-171-6748	.156	.266
00-171-5074	.188	.298
00-171-5063	.219	.329
00-171-5044	.250	.360
00-641-0103	.312	.422
00-171-5042	.375	.485
00-171-5885	.375	.551
00-641-1571	.438	.614
00-171-5047	.500	.676

	ID	OD
00-171-5889	.562	.738
00-171-5048	.625	.801
00-171-6768	.688	.864
01-043-3468	.688	.864
00-171-6754	.750	.926
00-171-5897	.750	.992
00-171-5075	.812	1.054
00-171-5069	.875	1.117
00-171-6746	.938	1.180
00-171-6749	1.000	1.242
00-171-9225	1.062	1.304
00-171-6767	1.125	1.367
00-171-6757	1.188	1.430
00-171-6758	1.250	1.492
00-171-6760	1.312	1.554
00-171-6755	1.375	1.617

.030 inch X-Sect.

	ID	OD
00-171-7346	1.438	1.680
00-171-6695	1.500	1.742
00-171-5102	1.500	1.870
00-171-5073	1.625	1.995
00-171-5071	1.750	2.120
00-171-5908	1.875	2.245
00-663-7151	2.000	2.370
00-171-6770	2.125	2.495
00-171-5098	2.250	2.620
00-171-5097	2.375	2.745
00-171-5070	2.500	2.870
00-171-5902	2.625	2.995
00-640-9717	2.750	3.120
00-171-6764	2.875	3.245
00-171-5067	3.000	3.370
00-171-5898	3.125	3.495
00-171-5778	3.250	3.620
00-663-7152	3.375	3.745
00-171-5890	3.500	3.870
00-171-5901	3.625	3.995
00-171-5065	3.750	4.120
00-171-5894	3.875	4.245
00-171-5062	4.000	4.370
00-171-5053	4.125	4.495
00-171-5752	4.250	4.620
00-171-5066	4.375	4.745
00-171-5050	4.500	4.870

.050 inch X-Sect.

	ID	OD
00-663-7035	4.500	4.976
00-171-6751	4.875	5.351
00-171-5904	5.000	5.476
00-171-5905	5.125	5.601
00-171-5903	5.250	5.726
00-171-6747	5.500	5.976
00-171-6763	5.625	6.011
00-171-5064	5.750	6.226
00-171-6762	6.000	6.476
00-171-6765	6.250	6.726
00-171-5779	6.500	6.976
00-171-6756	6.750	7.226
00-171-6694	7.000	7.476
00-171-5068	7.500	7.976
00-171-5899	7.750	8.226
00-171-5913	8.000	8.476
00-171-5886	8.500	8.976
00-171-5887	9.000	9.476
00-171-9223	10.500	10.976
00-641-0225	12.000	12.476
00-171-6753	12.500	12.976

CLASS 5330

	ID	OD
00-171-6759	13.000	13.476

TEFLON back up packing retainers. .120 inches wide.

.030 inch X-Sect.

	ID	OD
00-171-6693	1.625	1.865
00-171-5893	1.750	1.990
00-641-1573	1.875	2.115
00-171-5100	2.000	2.240
00-171-5049	2.125	2.365
00-171-5099	2.250	2.490
00-171-5891	2.375	2.615
00-171-5051	2.500	2.740
00-171-5095	2.625	2.865
00-171-9222	2.750	2.990
00-171-9220	2.875	3.115
00-641-0101	3.000	3.240
00-171-5043	3.125	3.365
00-171-5072	3.250	3.490
00-171-5914	3.375	3.615
00-171-5910	3.500	3.740
00-171-5911	3.625	3.865
00-171-6761	3.750	3.990
00-171-5909	3.875	4.115
00-171-5046	4.000	4.240
00-171-5892	4.250	4.490
00-944-9577	4.750	4.990

COPPER ALLOY 642 OVERALL. Cross-sectional height, 0.724 inches minimum and 0.728 inches maximum. Center hole diameter, 1.067 inches minimum and 1.068 inches maximum. Peripheral diameter, 1.660 inches nominal.

00-077-2380

STEEL OVERALL. D35 Cup cross-sectional shape style. Cross-sectional height, 0.125 inches nominal. Center hole diameter, 0.656 inches nominal. Peripheral diameter, 0.938 inches nominal. 15.0 degree nominal angle

00-039-7087

STEEL CORROSION RESISTING OVERALL. D55 special cross-sectional shape style. Cross-sectional height, 0.086 inches nominal. Rim surface width, 0.062 inches nominal. Inner groove depth, 0.031 inches nominal. inner groove width, 0.047 inches nominal. Center hole diameter, 1.376 inches minimum and 1.500 inches maximum

00-030-0205

RING, WIPER

PLASTIC POLYTETRAFLUOROETHYLENE OVERALL. B6 outside grooved, straight face cross-sectional shape style. Ring style, 7 concentric. Inside diameter, 0.618 inches nominal. Outside diameter, 0.863 inches nominal. Material thickness, 0.156 inches nominal. Outer edge thickness, 0.043 inches minimum and 0.049 inches maximum.

00-019-2640

STEEL CORROSION RESISTING OVERALL. B4 outside grooved, straight face cross-sectional shape style. Ring style, 7 concentric. Inside diameter, 0.558 inches minimum and 0.560 inches maximum. Outside diameter, 0.835 inches nominal. Material thickness, 0.235 inches nominal. Outer edge thickness, 0.109 inches minimum and 0.114 inches maximum.

00-140-9585

RING, WIPER

Rubber Synthetic overall. B4 outside grooved, straight faced cross-sectional shape style. Ring style, 7 concentric. Inside diameter, 0.746 inches minimum and 0.748 inches maximum. Outside diameter, 1.000 inches nominal. Material thickness, 0.195 inches nominal. Outer edge thickness, 0.065 inches nominal.

00-168-5609

RUBBER ROUND SECTION

Synthetic Rubber, Black. Having a circular cross section. Shore durometer of 55 to 65. 1500 PSI tensile strength cellular structure may be tubular or nontubular. Any acceptable length.

	OD
00-542-4466*	.105
00-641-3718	.188
00-641-3719	.250

* Non Spec Item .1300 PSI, any acceptable color.

Synthetic Rubber material. Circular cross section. Shore Durometer (Sh Dm) and outside diameter as indicated.

	Sh Dm	OD
00-641-6366*	25-35	.125
00-607-0617	65-75	.275
00-486-2365†	65-75	.045

* 100 pounds tensile strength

† 600 pounds tensile strength

RUBBER SHEET, CELLULAR

Medium condition Rubber. Smooth surface exploded cellular fabrication. 120 inches long, 24 inches wide, and .500 inch thick. Any acceptable color. Tensile strength and hardness not rated.

00-232-2447

Rubber, Cellular, Grade A, condition soft. Hardness and tensile strength not rated. Fabrication method, cellular, exploded. Oil resistant. Smooth surface condition. Any color. Length, 24.000 inches nominal. Width, 120.000 inches nominal. Thickness, 0.125 inches nominal.

00-232-2415

RUBBER SHEET, SOLID

AIRTIGHT/WATERTIGHT SERVICE

Synthetic Rubber material; light and water resistant. 40-50 durometer. For gasketing in airtight and/or watertight closures. 1000 PSI tensile strength. Smooth surface. Thickness shown in inches. Any acceptable length except where noted.

24 inch wide coils.

	Thk
00-244-0191	1/16
00-244-0192*	1/8

* 27 feet long.

36 inch wide rolls.

	Thk
00-244-0193	1/4
00-244-0195	3/8
00-244-0197	1/2

FUEL/PETROLEUM OIL SERVICE

Synthetic Rubber material. For low temperature, aviation fuels, petroleum base oils, and weather resistant applications. Petroleum oil, weather, and ozone resistant. Class 2.

Shore durometer 35 to 45. 1200 PSI.

	Thk/In.	Lg x W/In.
00-261-5423	1/16	36 x 36
00-261-5433	1/8	24 x 36

Shore durometer 55 to 65. 1500 PSI.

	Thk/In.	Lg x W/In.
00-261-5424	1/16	36 x 36
00-261-5440	1/8	36 x 36

GENERAL PURPOSE SERVICE

Synthetic Rubber, cured. 45-55 durometer. 1000 PSI tensile strength. Smooth surface. Any acceptable color. Thickness displayed in inches.

CLASS 1. Oil resistant.

	Thk/In.	Lg x W/Ft
00-292-0880	1/32	9 x 3
00-641-3051	1/16	3 x 3
00-729-5103*	1/8	3 x 3

* Non Spec Item. 1200 PSI tensile

CLASS 2. Non-oil resistant.

	Thk/In.	Lg x W/Ft
00-244-9276	1/16	120 x 3
00-244-9277	1/8	60 x 3
00-244-9278	3/16	A/A x 3
00-244-9279	1/4	A/A x 3
00-244-9280	5/16	A/A x 3
00-244-9281	3/8	A/A x 3
00-261-5455*	1/2	A/A x 3

* Non Spec Item. 1200 PSI tensile.

Synthetic Rubber material with 70-80 durometer hardness. Smooth surface, both sides. Compression, high temperature and fluid resistant. 1600 PSI tensile strength.

	Thk/In.	Lg x W/Ft
00-395-3529	1/16 in.	15 x 3
01-064-8065	1/8 in.	3 x 2

OIL/LOW TEMPERATURE SERVICE

Cured Synthetic Rubber material. 35-55 durometer hardness. For use where resistance to oil and serviceability to temperatures above minus 20 degrees Fahrenheit are required. 35-42 inch wide rolls. 1000 PSI tensile. smooth surface.

	Thk	Lg/Ft
00-222-2565	1/32	A/A
00-222-2566	1/16	3
00-222-2568	1/8	33
00-222-2569	1/4	18

Synthetic Rubber material, 50 shore durometer hardness. Smooth, both sides. 1500 PSI tensile strength.

Oil Resistant.

	Thk/In.	Lg x W/Ft
00-527-9087	1/4	3 x 3

Fuel Resistant.

	Thk/In.	Lg x W/Ft
01-003-7690	1/8	2 x 2
00-180-4833	1/8	3 x 3

Synthetic Rubber, 80-90 shore durometer hardness. For use in distilling plants and other applications. 1600 PSI tensile strength.

Acid and water resistant.

	Thk/In.	Lg x W/Ft
00-850-3501	1/16	A/A x 3
00-850-3502	1/8	25 x 3

RUBBER SHEET, SOLID, CLOTH INSERT

Synthetic Rubber, and one ply of fractioned Cotton fabric for each 1/16 inch of thickness. Strengthening feature insert. For flanged joints using water or brine, to 250 degrees and for ventilating systems. 1000 PSI tensile strength. Water resistant, smooth surface. 35-44 inch wide rolls.

	Thk/In.
00-179-0050	1/16
00-179-0051	3/32
00-179-0052	1/8
00-179-0053	3/16
00-179-0054	1/4

RUBBER STRIP

Cloth, Coated, Synthetic Rubber. No rating for hardness, tensile strength or temperature. Cross-sectional shape style, 3 rectangular. Cross-sectional height, 4.500 inches nominal. Cross-sectional width, 0.040 inches nominal. Length, 51.200 inches nominal.

00-179-5901

Rubber, Synthetic, 40-50 durometer. For use in watertight and airtight closures. Solid strip form.

NOTE: This material is not intended for food equipment use.

	H/In.	W/In.	Lg/Ft
01-031-1135*	1/16	3/8	1.6
01-032-0886*	1/8	1	15.3
00-290-5853	1/8	1/8	100
00-290-5854	3/16	3/16	100
00-290-5855	1/4	1/4	100
00-892-4258*	5/16	1/8	1.5
00-804-6813*	3/8	1/4	11
00-290-5863	3/8	5/16	100
00-290-5865	3/8	3/8	100
00-290-5869	1/2	1/2	100
00-598-6966*	9/16	25/64	22
00-026-7926	9/16	1/2	4
00-290-5883	3/4	3/8	100
00-290-5871	3/4	1/2	100
00-290-5879	3/4	3/4	100
00-290-5872	1	1/2	100
01-014-6318	1-1/8	1/2	100
00-290-5873	1-3/16	1/2	100
00-290-5858	1-1/4	1/4	100
00-171-9368	1-1/4	1/2	100
00-542-1984†	1-1/4	1/2	100
00-290-5878	1-1/2	5/8	100
00-290-5859	2	1/4	100

* Non Spec Item. Tensile strength not rated.

† 1/8 inch by 45 degree bevel on all edges.

CLASS 5330

SEAL, NONMETALLIC ROUND SECTION

RUBBER CHLOROPRENE Class CR overall. Solid construction. Cross-sectional shape style, G1 circular. Cross-section outside diameter, 0.245 inches minimum and 0.265 inches maximum. Solid fabrication method. Style designator A1 circular. Aperture diameter, 2.875 inches nominal.

00-143-7046

SEAL, NONMETALLIC SPECIAL SHAPED SECTION

RESIN SILICONE OVERALL. One-piece construction. Cross-sectional height, 0.550 inches nominal. Cross-sectional width, 1.060 inches nominal. Overall length, 108.000 inches nominal.

00-027-9371

RUBBER BUTADIENE-ACRYLONITRILE CLASS NBR OVERALL. Solid construction. Cross-sectional height, 0.358 inches minimum and 0.422 inches maximum. Cross-sectional width, 0.403 inches minimum and 0.467 inches maximum. Solid fabrication method. Overall length, 109.000 inches nominal.

00-050-8800

RUBBER BUTADIENE-STYRENE Class SBR overall. Solid construction. Cross-sectional shape style, H113 U shape. Minor width, 1.250 inches minimum and 1.266 inches maximum. Cross-sectional height, 0.500 inches minimum and 0.516 inches maximum. Cross-sectional width, 1.250 inches minimum and 1.266 inches maximum. Minor height, 0.312 inches nominal. Solid fabrication method. Style designator, A8 strip. overall length, 300.00 inches nominal. End cut angle, 45.0 degrees. Cemented attachment method.

00-377-6524

RUBBER CHLOROPRENE CLASS CR overall. Solid construction. Cross-sectional shape style, H120 special. Minor width, 0.062 inches nominal. Cross-sectional height, 0.312 inches nominal. Cross-sectional width, 0.500 inches nominal. Minor height, 0.125 inches nominal. Solid fabrication method. Style designator, A2 oval. Aperture width, 1.265 inches minimum and 1.290 inches maximum. Aperture length, 5.930 inches minimum and 5.950 inches maximum.

00-235-6265

RUBBER SILICONE CLASS Q overall. Solid construction. Cross-sectional height, 0.139 inches minimum and 0.154 inches maximum. Cross-sectional width, 0.187 inches minimum and 0.202 inches maximum. Solid fabrication method. Style designator, A4E non-circular. Inside corner radius, 3.100 inches nominal. Outside corner radius, 3.287 inches minimum and 3.302 inches maximum. Aperture width, 12.326 inches minimum and 12.356 inches maximum. Aperture length, 32.716 inches minimum and 32.746 inches maximum.

00-245-2741

Solid construction. Cross-sectional height, 0.139 inches nominal and 0.154 inches maximum. Cross-sectional width, 0.187 inches minimum and 0.202 inches maximum. Solid fabrication method. Style designator, A4E non-circular. Inside corner radius, 3.100 inches nominal. Outside corner radius, 3.287 inches minimum and 3.302 inches maximum. Aperture width, 12.326 inches minimum and 12.356 inches maximum. Aperture length, 16.556 inches minimum and 16.586 inches maximum.

00-245-2739

RUBBER SYNTHETIC overall. Solid construction. Cross-sectional shape style, H38 special. Cross-sectional height, 0.250 inches nominal. Cross-sectional width, 0.375 inches nominal. Solid fabrication method. Style designator, A1 circular. Aperture diameter, 32.149 inches nominal.

00-414-4009

SEAL, PLAIN

Steel Spreader material. Solid construction. Cross-sectional shape style, L16 single lip. Seal width, 0.250 inches nominal. Accommodated shaft diameter, 1.500 inches nominal. Housing bore diameter, 2.000 inches nominal.

00-337-0064

Rubber Synthetic sealing element. Steel, Corrosion Resisting spring. Solid construction. Cross-sectional shape style, L9 single lip. Seal width, 0.250 inches nominal. Accommodated shaft diameter, 1.062 inches nominal. Housing bore diameter, 1.937 inches nominal. Temperature rating, minus 20.0 degrees Fahrenheit to 250.0 degrees Fahrenheit.

00-420-0722

Rubber Synthetic sealing element. Steel spring. Split construction. Cross-sectional shape style, L9 single lip. Seal width, 0.995 inches minimum and 1.005 inches maximum. Accommodated shaft diameter, 19.000 inches nominal. Housing bore diameter, 21.020 inches minimum and 21.030 inches maximum.

00-480-4165

Rubber Synthetic overall. Solid construction. Cross-sectional shape style, L2 single lip. Seal width, 0.328 inches nominal. Accommodated shaft diameter, 1.436 inches nominal. Housing bore diameter, 2.600 inches nominal.

00-179-0277

SEAL, PLAIN ENCASED

Rubber Synthetic jacket, Rubber Synthetic sealing element A. Case style, 1 square. Sealing element style, 5 vertical-angular. Seal width, 0.125 inches nominal. Accommodated shaft maximum rated speed, 1000 feet per minute. Accommodated shaft diameter, 0.375 inches nominal. Housing bore diameter, 0.631 inches nominal.

00-346-8232

Steel case, Rubber Synthetic sealing element. Case style, 1 square. Sealing element style, 4 angular. Seal width, 0.250 inches nominal. Accommodated shaft maximum rated speed, 1000 feet per minute. Accommodated shaft diameter, 1.250 inches nominal. Housing bore diameter, 1.750 inches nominal.

00-413-5263

Steel Case, Rubber sealing element. Phosphate case, surface treatment. Case style, 1 square. Sealing element style 4 angular. Seal width, 0.485 inches minimum and 0.515 inches maximum. Accommodated shaft diameter, 1.875 inches nominal. Housing bore diameter, 2.623 inches nominal. Temperature rating, minus 80.0 degrees Fahrenheit to 300.0 degrees Fahrenheit.

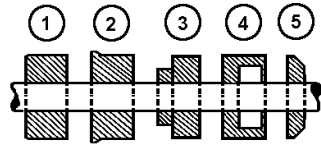
00-449-5605

Steel case. Rubber Synthetic sealing element A. Rubber Synthetic sealing element B. Case style, 4 recessed. Sealing element style, 14 angular-opposed. Seal width, 0.235 inches minimum and 0.265 inches maximum. Accommodated shaft maximum rated speed, 3600 feet per minute. Accommodated shaft diameter, 0.750 inches nominal. Housing bore diameter, 1.249 inches minimum and 1.251 inches maximum. SPECIAL FEATURES: Seal periphery coated with an elastomeric or resinous bore sealing compound. Temperature rating, minus 65.0 degrees Fahrenheit to 225.0 degrees Fahrenheit.

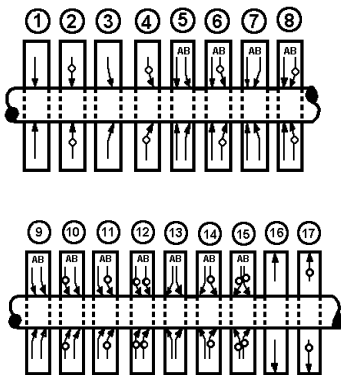
00-450-7396

A pliable Rubber, felt, leather or composition ring shaped element, split or solid, with or without spring or spreader, having a metal shell on all or a portion of at least two of the outer surfaces. It may be designed to be either bolt mounted or press mounted between fixed or movable parts to form a tight and effective seal by the pressure of the spring or spreader or the resiliency inherent in the element material.

SEAL STYLES



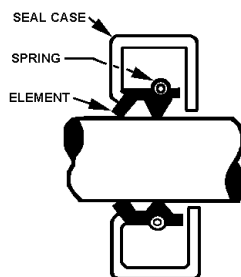
ELEMENT STYLES



SEAL, PLAIN ENCASED dimensions, including Shaft Size, Housing Bore (HB), and Seal Width (W), are displayed in inches.

Size-Shaft Size
HB-Housing Bore
W-Seal Width

SQUARE CASE SEAL STYLES



SQUARE CASES

SINGLE #2-VERTICAL SEALING ELEMENT. Steel case with a Cadmium-Chromate surface treatment. Synthetic Rubber sealing element.

	Size/In.	HB/In.	W/In.
00-735-6235	1.000	1.500	.312

SINGLE #3-ANGULAR SEALING ELEMENT. Steel case and a Synthetic Rubber sealing element without springs. Shaft speed ratings between 2000 and 3000 fpm.

	Size/In.	HB/In.	W/In.
00-292-0808	.750	1.579	.250
00-781-4524	.750	1.250	.250

	Size/In.	HB/In.	W/In.
00-961-9801	1.250	1.750	.375
00-922-3497	3.250	4.500	.468

SINGLE #4-ANGULAR SEALING ELEMENT. Steel case and Synthetic Rubber sealing element with springs.

Synthetic Rubber Sealing Elements

Shaft speed ratings to 2000 fpm except where noted.

	Size/In.	HB/In.	W/In.
00-262-4953*	.562	1.125	.375
00-077-0606	.875	1.250	.188
00-292-0816	1.370	2.000	.343
00-599-5062	1.875	2.623	.500
00-584-2060	2.312	3.251	.500
00-179-0952	2.875	4.303	.470

* Shaft speed 1000 fpm, Cadmium treated Steel case.

Shaft speed ratings to 3000 fpm.

	Size/In.	HB/In.	W/In.
00-154-3110	.500	1.000	.312
00-178-3782	.562	1.125	.312
00-285-9495	.750	1.250	.312
00-297-9853	1.000	1.500	.312
00-576-8337*	1.062	1.562	.375
00-178-3879	1.062	1.625	.375
00-033-7080	1.250	2.000	.375
00-549-8050	1.469	2.250	.375
00-291-9049	1.500	2.250	.375
00-286-6868	1.625	2.374	.500
00-179-1430	2.500	3.500	.500
00-726-3126	2.863	4.730	.500
00-596-7738	4.188	5.500	.500
00-282-5906	4.688	5.750	.562

* Cadmium treated Steel case.

Shaft speed ratings to 3600 fpm.

	Size/In.	HB/In.	W/In.
00-808-7595	.625	1.124	.375
00-752-9032	2.125	3.061	.500

Shaft speed not rated.

	Size/In.	HB/In.	W/In.
00-097-9838	1.188	1.812	.250
01-047-6088	1.250	1.687	.250
00-792-9841	1.875	unk	.312
00-212-0166	2.000	2.875	.375
00-246-6380*	2.273	2.657	.250
00-818-7478	4.000	5.000	.500
00-923-0880†	3.000	unk	.313

* Copper Alloy case.

† Rubber coated Steel case.

SINGLE #4-ANGULAR SEALING ELEMENT. Steel case and all leather sealing elements with springs. Shaft speed ratings up to 2000 feet per minute (fpm).

Leather Sealing Elements

	Size/In.	HB/In.	W/In.
00-292-0492*	.750	1.375	.400
00-178-4679	1.000	1.828	.438
00-154-9075	1.500	2.250	.500
00-250-5743	2.500	3.189	.438
00-154-8358*	2.875	3.751	.500
00-527-7322†	3.125	4.125	.562

* Leather or Rubber sealing elements.

CLASS 5330

Size/In. HB/In. W/In.
 † Cadmium treated Steel case.

DOUBLE #14-ANGULAR/OPPOSED SEALING ELEMENTS. Steel case and two Synthetic Rubber sealing elements with springs. Shaft speed (Spd) as shown in thousands of feet per minute.

	Size/In.	HB/In.	W/In.	SPD
00-963-6886	2.000	3.000	.625	3
01-004-5031	2.187	2.875	.375	3

DOUBLE #15-ANGULAR/OPPOSED SEALING ELEMENTS. Steel case and two Synthetic Rubber sealing elements with springs. Shaft speed (Spd) as shown in thousands of feet per minute.

	Size/In.	HB/In.	W/In.	SPD
00-364-9798	3.000	4.000	.688	1
00-012-9521	4.687	5.750	.812	—

DOUBLE #16-VERTICAL/EXTERNAL SEALING ELEMENTS. Steel case with two Synthetic Rubber sealing elements. Temperature rated minus 65 to 225 degrees Fahrenheit. Shaft speed not rated.

	Size/In.	HB/In.	W/In.	SPD
00-891-7826	3.307	4.375	.662	—

SHOULDERED CASE SEAL STYLES

SHOULDERED CASES

SINGLE #1-VERTICAL SEALING ELEMENT. Corrosion Resistant Steel case (CRES) and a Synthetic Rubber sealing element with spring. Shaft speed not rated. Temperature rated minus 40 to plus 400 degrees Fahrenheit.

	Size/In.	HB/In.	W/In.	SPD
01-026-0579	1.125	2.062	.438	—

RECESSED CASE SEAL STYLES

SINGLE #4-ANGULAR SEALING ELEMENT. Steel case except where noted. Synthetic Rubber (except where noted) sealing element with spring.

Shaft speed (Spd) as indicated in thousands of feet per minute.

	Size/In.	HB/In.	W/In.	SPD
01-077-3910	.625	1.575	.312	—
00-549-8049	1.812	3.132	.380	3
00-045-4027*	9.000	10.750	.750	—

* Aluminum Alloy 5052 recessed case. Sealing element material unknown.

DOUBLE #14-ANGULAR/OPPOSED SEALING ELEMENTS. Steel case and two Synthetic Rubber sealing elements with springs. Shaft speed to 2000 fpm. Temperature rated from minus 65 to 225 degrees Fahrenheit.

	Size/In.	HB/In.	W/In.	SPD
01-052-0043	3.500	4.626	.437	2

SEAL RING, METAL

STEEL overall. Metallic hardness not rated. Cross-sectional shape style A11 plain keystone, straight face. 1 vertical joint. Ring style, 3 contracting concentric. Inside diameter, 1.236 inches nominal. Radial wall thickness, 0.1420 inches nominal. Overall width, 0.0645 inches nominal.

00-111-5729

SHEET, NONMETALLIC, PROTECTIVE

Fiber, nonasbestos.

	Lg/In.	W/In.
01-386-5379	50.0	50.0

SLEEVE, SEAL, COUPLER

GLASS AND RUBBER SYNTHETIC OVERALL. Cross-sectional shape style, 1 spherical. Cross-sectional Inside diameter, 3.000 inches minimum and 3.060 inches maximum. Cross-sectional outside diameter, 3.080 inches minimum and 3.110 inches maximum. Cross-sectional length, 3.500 inches minimum and 3.620 inches maximum.

00-119-6291

CLASS 5340 HARDWARE, COMMERCIAL

NOTE: As non-plastic alternatives to plastic items currently in use are identified, information will be provided through shopping advisory messages and the Afloat Shopping Guide. To help you shop more "wisely", items recommended for shipboard use will be annotated with "NP" by the National Item Identification Number.

ANODE, CORROSION PREVENTIVE

Zinc, Galvanic protectors primarily for corrosion prevention in seawater of ship hulls, Steel and Aluminum equipment and structures, and seawater side of condensers and other heat exchangers.

CAST-IN-CORES

Segmented disc machine formed interlocking core. 1.157 inches long, suspended by number 12-28 UNF threaded end.

	Dia/In.
00-725-3998	.625
00-725-3999	.825

Square slab 1 inch thick with pipe core, for heat exchanger or fair water disc.

	Lg/In.
00-543-3032	6

Circular slab 1 inch thick with pipe core.

	Lg/In.
00-527-2368	2
00-582-2012	3
00-582-2011*	4
00-527-2366	5
00-702-1371	6
00-702-1372	9
00-702-1664	11

* With heat exchanger slab pipe core.

Circular slab 1.120 inches thick with pipe core.

	Lg/In.
00-536-4473	6

Semi-Circular slab 1 inch thick with pipe.

	Lg/In.
00-702-1665	15

Hull slab. 6 inches wide, 12 inches long with strap core.

	Thk
00-813-6058	1.250
00-486-0957	2.500

Hull slab. 1.250 inches thick, 6 inches wide, 12 inches long. Suspended with two Zinc Plated Steel straps.

00-277-7559

Slab type, with strap core, strap mounted. 1.250 inches thick, 3.000 inches wide, 12 inches long.

00-290-8243

Segmented disc machined formed interlocking core. 1.157 inches long, mounted by number 12-28 UNF threaded end.

	Dia
00-682-2174	1.050

PLAIN NO CORES

Rod type, extruded, drawn or cast, without thread, 72 inches long.

	Dia
00-813-6053	.405
00-813-6054	.675
00-813-6055	.840
00-813-6056	1.050

Rod type threaded end with 3/8-18 NPT solid construction.

	Dia
01-068-1252	5.380

Rod type, threaded end, .840 inch diameter, with 1/2-14 NPT threads.

	Lg
00-796-4354	3.000
00-222-0717	4.000
00-576-1750	4.500
00-576-1749	6.500

.625 inch diameter with 9/16-18. NPT threads.

	Lg
00-390-0727	2.000

.750 inch diameter with 9/16-11 UNC-2A threads.

	Lg/In.
00-278-1224*	3.938

* Furnished with a neoprene washer.

.750 inch diameter with 3/4-14 NPT, with square drive.

	Lg
00-278-1226	2.750

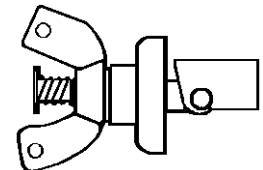
Slab type, 48 inches long.

	Thk/In.	W/In.
00-290-3793	.500	24

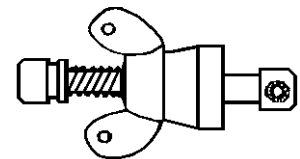
BOLT ASSEMBLY, CLAMP

CRES Steel bolt, clevis, collar, and Cadmium Plated nut. Designed for material thickness 1

inch minimum. Plate mounted.



00-654-2948 5/16-24 UNF-2A



00-019-6299* 1/4-28 UNF-2A
 * Hole mounted

BAND, RETAINING

Hole diameter 0.379 inches nominal first end, 0.813 inches nominal second end. Material aluminum alloy.

	W/In.	Thk/In.	Lg/In.
00-076-0493	1.375	0.100	18.218

BOLT, MORTISE

Stainless steel, 0.500 inches thick, 2.000 inch length, 1.750 inches wide 0.375 inch diameter hole drilled to accommodate rod. 0.375-24 hole thread 0.625 inches from bottom. 0.875 inches from end.

00-075-2738

BOOT, DUST AND MOISTURE SEAL

Rubber Silicone body with a compound sealing method. Through hole expandable style. 1.625 inches high 1 inch outside diameter and .215 inch inside diameter. Base outside diameter .938 inch and .750 inch base inside diameter.

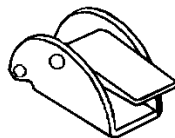


00-979-3518

Rubber Silicone, compression mounting

CLASS 5340

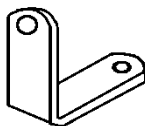
method. Through hole expandable style. 1.469 inches high 2 inches outside diameter and .875 inch inside diameter. Base outside diameter 2.875 inches and 1.875 inch base inside diameter.



00-615-6762

BRACKET, ANGLE

Aluminum Alloy 90 degree angle bracket. First leg: .625 inches long by .500 inches wide by .063 inches thick, .204 inch diameter hole. Second leg: .690 inches long by .500 inches wide. .063 inch thick, .204 inch diameter hole. .250 inch radius, both ends.



00-598-8251

Steel Composition, Passivated.

First leg: .750 inches long by .620 inches wide by .063 inches thick, with .219 inch diameter hole. Second leg: .730 inches long by .620 inches wide by .063 inches thick, with .344 inch diameter hole. .435 inch radius, both ends. Used on aircraft engines.

00-807-4335

BRACKET, DOUBLE ANGLE

Steel. First leg length .771, second leg length 1.094. First leg thickness 0.063, second leg thickness .045. First leg width 2.266, second leg width 1.748.

00-801-0454

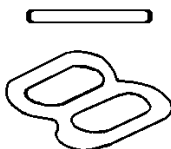
BRACKET, MOUNTING

Aluminum alloy.

	O/A Lg In.	O/A H In.	O/A W In.
01-476-5534	0.850	0.960	0.800

BUCKLE

Steel, Black enameled. .750 inches long by 1.266 inches wide. Strap accommodation width 1 inch.



00-664-6395

Anodized Aluminum Alloy. 1.625 inches long by any acceptable width. Strap accommodation width 1 inch.

00-914-9315

BUMPER, NONMETALLIC

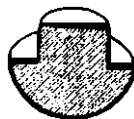
White Plastic, .266 inches shank length by .250 inch shank diameter by .531 inch overall height. Flange outside diameter .500 inches.

00-948-0091

Flat top, .485 inch height, with a flange outside diameter of .625 inches.


00-728-0949

Black natural Rubber, round top, flanged.



	Shank			
	Lg	Dia	H	OD
00-499-0073	.187	.187	.312	.312
00-286-4079	.188	.188	.406	.500

Black natural Rubber, flat top, counter bored.



	ID	H	OD	Bored Depth
00-550-8485	.138	.313	.625	.250

Double flange style. Buna Rubber Groove .250 inch diameter, .337 inches high, Top flange .062 inches wide by .440 inch diameter. Bottom flange .150 inches wide by .340 inch diameter.



01-062-3628

Oblong.

Rubber bumper 1.080 inches long by 1.400 inches wide and .640 inches high. Bumper has a hole .580 inches in diameter centered .700 inches from edge along length and .500 inches from edge along width.



01-225-1324

BUTTON, PLUG



Copper Alloy.

	ID/In.	Thk/In.	Prong Qty
00-935-3886	.500	.120	6

Steel.

	ID/In.	Thk/In.	Prong Qty
00-680-2940	.500	.062	8
00-290-4532	.875	.062	12

Steel, Cadmium or Zinc Plated.

	ID/In.	Thk/In.	Prong Qty
00-281-9892	.250	.054	6
00-290-4545	.750	.065	12
00-286-4158	.875	.148	12
00-663-2428	1.000	.070	12
00-270-8544	1.125	.064	12
00-282-7409	1.250	.078	12

Steel, Nickel Plated.

	ID/In.	Thk/In.	Prong Qty
00-466-3936	.500	.049	8
00-868-0384	.750	.078	12
00-816-3424	1.000	.070	12

Steel, Nickel Plated. Prong quantity 8.

	Head H/In.	O/A H/In.	Head OD/In.	Prong OD/In.
00-205-5244	.078	.266	.656	

Steel material, nickel plated. Prong quantity 12.

	Head H/In.	O/A H/In.	Head OD/In.	Prong OD/In.
00-596-2698	0.094	.297	1.312	1.062

CAP, PROTECTIVE, DUST AND MOISTURE SEAL

Designed to fit over openings. For protecting threads, flares, tapered and straight surfaces from intrusion of dirt, moisture and foreign matter during storage. NOT DESIGNED TO RETAIN FLUID UNDER PRESSURE.

Aluminum, threaded type. Dimensions shown are given in the following order: thread size or outside diameter of tube for which designed, length of inside diameter, and outside diameter.

CLASS 5340

CASTER, SWIVEL

Single wheel with ball, roller, or plain, self lubricating bearing. Steel body and plate or stem. Rubber wheel, unless noted. Without lock brake.

Flat mounting plate



	Wheel Dia	Eff Ht	Load Lbs
00-598-6368	2	2.625	—
00-985-6736	3.5	4.625	250
00-205-5628	4	5.062	175
00-810-4188	4	5.250	400
00-720-7896*	4	5.250	400
00-804-2244	6	7.375	340
01-079-1758*	8	10.250	560
00-812-3874	8	10.250	1200
00-848-6017†	12.6	12.500	390

* With wheel lock
† With pneumatic tire

Grip neck stem mounting.



	Wheel Dia	Eff Ht	Load Lbs
00-576-9986	2	3	—

Rubber, composition tread iron, malleable body steel, forged plate. Body and plate surface is lacquer. Caster plate length 6.000, caster plate width 4.500, caster plate mounting hole diameter 0.500. Swivel bearing ball, two level. 1 solid wheel. Swivel lubrication fitting.

	Wheel Dia	Eff Ht	Load Lbs
00-205-5631	6	7.750	650

6 swivel offset, 14 plain round stem style. Stem length 6.750 inches, stem diameter 0.750 inches nominal.

00-670-9799

CATCH, CLAMPING

Steel body and hook, Bronze cam. Cadmium Plated. 1.781 inches long by 1.500 inches wide by .625 inches high. With two .125 inch diameter mounting holes. Claw engaging, lever operating.

	Thd	ID Lg	OD
00-804-0790	3/8-24 NF	.380	.875
01-081-8282	7/16-20 UNF	.380	—
01-016-8180*	9/16-18 UNF	.380	—
00-682-2116	3/4-16 NPT	.750	.875
00-804-0768	7/8-14 UNF	A/A	1.438
00-682-2118†	1-1/16-12 UNF	.750	1.250

* Outside surface knurled
† Outside surface serrated

Brass, threaded type.

	Thd	ID	OD
00-218-5907*	1-8 UNC	.615	1.395

* Outside surface serrated

Plastic, friction type, Non Spec.

	Thd	ID	OD
00-395-2969	.240	.183	.420
00-855-0805	.516	.440	.720
00-720-5946	.531	.625	.596

Plastic, friction type.

	Tube	ID Lg	OD
00-837-9408	.853	.500	1.125
00-660-5248	1.236	.531	1.469

R - Red

Plastic, friction type.

	Tube	ID Lg	OD
00-324-9158	.413	.575	.685
00-211-8188	.605	.500	.840
00-213-8881	.720	.500	.970
00-493-5835	.850	.500	1.125
00-481-8934	.785	.625	1.031
00-496-5832	.893	.625	1.125
00-200-5904	.973	.500	1.220
00-193-0783	1.093	.562	1.330
00-051-0029	1.150	.625	1.405
00-494-7597	1.270	.625	1.500
00-437-6461	1.340	.562	1.590
00-889-8677	1.463	.562	1.700
01-046-5888	1.715	.562	1.949
01-041-9514	1.648	.625	1.875
00-687-1148	1.965	.562	2.229
00-682-2473	2.215	.599	2.435

Y - Yellow, R - Red

Plastic, friction type.

	Tube	ID Lg	OD
00-052-3033	1.222	.560	1.460

Plastic, threaded style. Thread size, inside diameter length, and overall diameter listed in inches.

	Thd	ID Lg	OD
00-515-0525*	3/8-24 UNF	.438	.500
01-112-2822	7/16-20 UNF	—	.250
00-111-2211*	1/2-20 UNF	.156	.562
00-727-4774	1/2-20 UNF	.500	.563

* Outside surface smooth

Molded synthetic rubber threaded design.

	O/A Dia In.	ID/Lg In
00-794-2674	1.460	0.576
00-727-4774	1/2-20 UNF	.500

CAP-PLUG, PROTECTIVE, DUST AND MOISTURE SEAL

Designed to fit into and over openings. For protecting threads, flares, tapered and straight surfaces from intrusion of dirt, moisture and foreign matter during storage. NOT DESIGNED TO RETAIN FLUID UNDER PRESSURE.

Plastic.

	ID	OD	Lg
00-515-0525	.438	.500	—
01-065-9917	.235	.365	.380
00-727-4774	.500	.563	—
00-664-0671	.500	.625	—
01-063-1192	.356	.485	.380
01-085-4234	.485	.471	.440
01-043-7077	.487	.631	.500
01-105-9613	.518	.667	.500
00-726-2214	.726	.690	.562
01-039-0334	.687	.848	.560
01-043-7078	.740	.911	.620
01-183-0978	.803	.975	.620
00-171-2436	1.028	1.094	.446
01-238-3768	1.030	1.215	.750
01-194-3200	1.161	1.355	.750
01-194-3201	1.384	1.600	.880
01-213-9668	1.498	1.682	.750
00-290-7263	2.688	2.457	1.000

Plastic, Non Spec Items.

	ID	OD	Lg
01-013-3904	.250	.500	.500
00-291-3642	.960	.915	.687
00-770-9180	1.217	1.150	.656
00-290-7249	1.402	1.312	.875
00-914-5748	1.528	1.452	.625
00-815-0890	1.649	1.580	.625
00-685-0707	1.807	1.730	.625
00-078-0046	1.903	2.198	.500
00-637-0880	2.750	3.125	.375
00-655-8157	3.080	2.995	.750
00-837-3116	3.517	3.225	1.125

CASTOR, RIGID

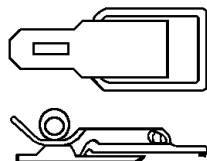
Single wheel with ball bearing, solid Rubber wheel, steel body, and rectangular plate with countersunk ends. Wheel diameter and effective height in inches and safe operating load capacity listed in pounds.

	Wheel Dia	Eff Ht	Load Lbs
00-985-6735	4	7	400

Roller wheel bearing. 2 rectangular plates. 1 solid wheel. Caster plate length 6.500, caster plate width 4.625 caster plate mounting hole diameter 0.562.

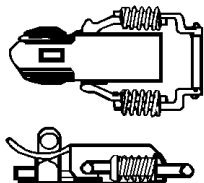
	Wheel Dia	Eff Ht	Load Lbs
00-598-2786	6	7.750	700

CLASS 5340



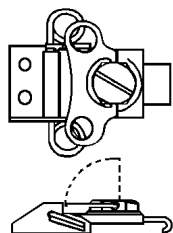
00-809-2189

Chromium Steel Alloy. 3.625 inches long by 1.875 inches with by .625 inches high. Three .218 inch diameter mounting holes. Loop engaging, lever operated.



00-205-5223

Steel with Chromate and Cadmium surface treatment. 1.906 inches long by 1.500 inches wide by .625 inches high. with two .130 inch mounting holes. Catch .937 inches with Wing nut 1.937 inches. With claw engaging, wing nut operated.

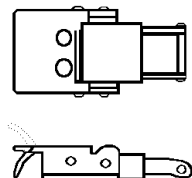


00-821-0304

Steel, Cadmium Plated. 2.031 inches long by .625 inches high. With three .130 mounting holes. Catch size 1.437 inches long by .500 inches. With .193 inches high Claw engaging type, wing nut operated.

00-680-4375

Steel, Cadmium Plated. 2.063 inches long by .406 inches high by 1.125 inches wide. With two .131 inch diameter holes. Loop engaging, lever operated.



00-975-2126

Steel, Zinc and Chromate surface treatment. 2.500 inches long by .531 inches high by 1.438 inches wide. Loop engaging, lever with spring.

00-760-9241

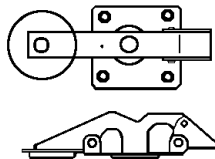
Steel overall. Hole diameter 0.194 inches, engaging surface width 0.260 inches, overall length 4.050 inches, overall width 0.920 inches, overall height 0.910. 6 Holes, claw engaging design.

00-939-8789

CATCH, FLUSH

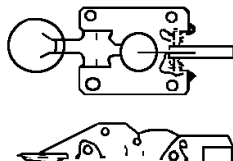
BUTTON ACTUATOR STYLE

Steel, CRES body, anodized Aluminum button. Mounting base 1.380 inches, square. Mounting hole .128 inches diameter center to center distance between mounting holes along the width and length 1.060 inches.



	Lever Offset	Bolt Offset
00-872-7937	.063	.123
00-232-0681	.063	.279
00-333-6426	.140	.577
01-137-9792	.180	.380

Steel, CRES, Aluminum button and floor plate. Mounting base 1.770 inches long by 1.460 inches wide, mounting hole .128 inch diameter, center to center distance along the length 1.394 inches by 1.020 inches along the width.



	Lever Offset	Bolt Offset
00-074-1576	.032	.312
00-075-3690	.050	.190

Steel, CRES, Aluminum button. Mounting base 1.380 inches square. Mounting hole diameter .128 inches. Center to center distance along length 1.060 inches.

	Lever Offset	Bolt Offset
01-022-3301	.080	.261

Steel, CRES, Passivated. Mounting base 1.770 inches long by 1.460 inches wide. Mounting hole .128 inch diameter center to center distance between mounting holes along the length 1.390 inches by 1.020 inches along the width.

	Lever Offset	Bolt Offset
00-063-9627	.090	.312

Steel, Cadmium Plated. Mounting base 2.154

inches long by 1.438 inches wide. Mounting hole .098 inch diameter. Center to center distance between mounting holes along the length 1.125 inches by 1.062 inches along the width.

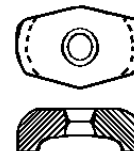
	Lever Offset	Bolt Offset
00-025-2160	.040	.156

Aluminum floor plate, steel corrosion resisting and aluminum overall. 1.020 center to center distance between mounting holes along width. 0.063 center to center distance between mounting holes along length. Bolt offset distance 0.190.

	Lever Offset	Bolt Offset
00-023-2190	.063	0.190

CLAMP, BRIDGE

Iron material, flat style with a .437 inch diameter hole in the center. 1.687 inches long by .875 inches wide. Inside length 1.375 inches with a .468 inch height.



00-066-1457

CLAMP, INSTRUMENT MOUNTING

Aluminum Alloy, anodized. 1.500 inch size for .125 inch thick panel mounting. Nonstandard size instrument case. 1 inch band width by .020 inches thick. Overall 2.047 inches wide, with 10-32 adjusting screw, and 6-32 NC-2B thread size mounting hole.

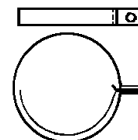
00-937-1348

Aluminum Alloy, anodized. 2.000 inch size for .250 inch thick panel mounting. Nonstandard size instrument case. 1 inch band width by .065 inches thick. 2.750 inches wide, with 10-32 adjusting screw and 8-32 UNC-2B thread size mounting hole.

00-014-5970

CLAMP, LOOP

Center mount. Tongue hole type, round, unthreaded.



Aluminum Alloy, .375 inches wide by .031 inches thick.

CLASS 5340

ID	
00-194-4265	1.000
00-193-0095	2.000
00-193-0120	3.000

Steel Composition, painted, .187 inches wide.

ID	
00-382-1710	1.750

SINGLE LOOP

Plain Plastic band without cushion. .375 inches wide except as indicated.



ID	
00-619-7754	.190
00-782-8737	.250
00-969-6502	.312
00-964-2555	.375
00-964-2557	.500

WEDGE TYPE

Aluminum Alloy with Chloroprene rubber cushion, .500 inches wide except as indicated.

ID	
01-046-5903	.563

Steel, with rubber cushion.

ID	
01-044-7973	.313
01-048-0795*	.438
* .375 inches wide	

CRES, with Plastic cushion.

ID	
01-013-7424*	.188
00-103-2945*	.250
* .375 inches wide	

Steel Composition, .500 inches wide.

ID	
00-597-0055	.250
00-597-9385	.438
00-881-5026*	.500
00-584-6563	.562
01-019-2658	1.375
* Plastic cushion	

Plastic with ribbed inside diameter. Natural color .500 inches wide.

ID	
00-543-3931	.188
00-988-3210	.250
00-543-3934	.500
00-530-6833	.562
00-964-3664	.688

OFFSET MOUNT

Rubber wedge type cushion. Intended for use in

general aircraft applications including electrical systems.



Aluminum Alloy band, Chloroprene cushion (Black color with Blue identifier). For general purpose use, .500 inches wide. Resistant to petroleum based and hydraulic fluids and ozone. Do not use on Titanium tubing.

ID	
00-291-5353	.123
00-291-5322	.188
00-291-5323	.250
00-200-8560	.313
00-598-0146	.375
00-200-8559	.438
00-291-5347	.500
00-584-6556	.625
00-664-8163	.688
00-286-9427	.750
00-286-9421	.813
00-286-9424	.875
00-664-8164	.938
00-286-9418	1.000
00-200-7451	1.063
00-200-7449	1.125
01-061-2296	1.188
00-664-8188	1.250
00-200-3045	1.500
00-200-3041	1.625
00-598-0529	1.750
00-579-9678	2.000
00-515-0595	2.250

Aluminum band, Nitrite cushion. Fuel and heat resistant. .500 inches wide.

ID	
00-845-2072	.125
00-286-9416	1.500

Steel, low carbon band, Chloroprene cushion (Black color with Blue identifier). For general purpose use .500 inches wide. Resistant to petroleum based and hydraulic fluids and ozone. Do not use on titanium tubing.

ID	
00-664-9056*	.375
00-291-5348	.500
* .375 inches wide	

Steel Composition band, Silicone cushion. (Natural White color). .500 inches wide. For elevated temperature usage in phosphate ester based fluid areas. Unaffected by ozone.

ID	
00-988-0388*	.563
00-052-4020*	.938
01-163-5499	1.250
* Non Spec item	

Steel Composition, Cadmium treated band, plastic cushion .375 inches wide. For elevated temperature usage in phosphate ester based fluid areas. Unaffected by ozone.

ID	
00-579-1531	.125

Steel, CRES band, Rubber Fluorosilicone cushion .500 inches wide. For elevated temperature usage in petroleum based fluid areas. Unaffected by ozone.

ID	
00-104-5060*	.313
00-103-2976*	.375
01-161-6234*	.438
01-160-0398*	.500
01-156-5482	.625
01-156-5481	.688
00-254-5025	.750
00-165-7671	.813
01-156-5483	1.000
00-254-5017	1.313
00-223-1286	2.000
* .375 inches wide	

Aluminum band, .500 inches wide. Weather resistant Chloroprene cushion.

ID	
00-598-4201	.688

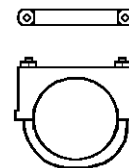
Aluminum band, 0.031 material thickness. Round, unthreaded tongue hole.

O/A W	Dia
00-188-3132	0.375 0.204

Steel corrosion resisting band, plastic polytetrafluoroethylene cushion. Round unthreaded tongue hole. Material thickness 0.032 inches.

O/A W	Dia
00-191-8152	0.500 0.204

Steel, two piece.



ID	W
00-061-2839	1.750 .687
00-358-5711	2.625 .750
00-152-0457*	3.000 .750
* Cadmium and Chromate Treated	

Plastic plyamide. Round, unthreaded tongue hole.

O/A W	Matl Thk
00-172-8382	0.375 0.050

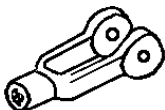
Aluminum band, 0.031 material thickness. Round, unthreaded tongue hole.

O/A W	Dia
00-188-3132	0.375 0.204

CLASS 5340

CLEVIS, ROD END

Steel. Shank diameter .375 inches. End radius .250 inch Fork span .141 inches wide. Overall .312 inches wide. Pivot pinhole center to rod end 1.875 inches. Fork arm .085 inches thick by 1 inch long. Rod connection thread 1/4-28 UNF-3B, .875 inches long. Pivot pin hole .188 inch diameter.




00-838-1591

Steel. Shank .500 inch diameter, end radius .375 inches, fork span .569 inches wide. Overall 1.062 inches wide, rod connection thread 5/16-24 UNF-3B by .602 inches long. Pivot pin hole .438 inch diameter.

00-662-9735

Steel, Cadmium Plated. Shank .136 inch diameter by 1.622 inches long. End radius .250 inches. Fork span .161 inches wide. Width .322 inches, Rod connection thread number. 10-32-UNF-3A by .500 inches long. Pivot pin hole diameter .191 inches.

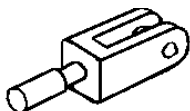


00-068-0529

Steel, Cadmium Plated. Shank .677 inch diameter by 1.590 inches long. End radius .500 inch, fork span .280 inches and overall width .750 inches. Rod connection thread 3/4-16 UNF-2A by .750 inches long. Pivot pin hole diameter .375 inches. and rod comes with 1 set screw.

00-895-9345

Steel, CRES, Passivated. Shank .625 inch diameter by 1.810 inches long. End radius .500 inches, fork span .939 inches and overall width 1.439 inches. Rod connection thread 5/8-24 UNJEFO-3A by 1.690 inches long. Pivot hole diameter .312 inches.



00-372-8629

Right-hand rod connection, 1 clevis.

	O/A W	Shank Dia	Hole Dia
00-257-3766	0.500	0.375	0.249
00-285-7918	0.312	0.429	0.188

Right-hand rod connection, 36 clevis.

	O/A W	Shank Dia	Hole Dia
00-285-7918	0.313	0.218	0.190

1 Clevis, UNF rod connection. Right Hand rod connection.

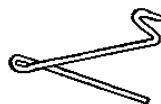
	O/A W	Shank Dia	Hole Dia
00-257-3766	0.500	0.375	0.249

36 Clevis, UNF rod connection. Right Hand rod connection.

	O/A W	Shank Dia	Hole Dia
00-530-5353	0.313	0.281	0.190

CLIP, RETAINING

Steel Composition, Passivated.



	H	Dia
00-619-7031	1.223	.029
00-010-3090	2.105	.029

Steel, Cadmium with Chromate.

	H	Dia
01-303-7765	1.750	.059

Steel. Cadmium and nickel plated surface. Quantity 10 to a package.

	W	Stock Dia
00-056-3026	0.340	.059



	H	W	Dia
00-014-2583	.625	.188	.048

CLIP, SPRING TENSION

Flat concave style. Steel, .562 inches wide by .594 inches high by 1 inches long, and .062 inches thick.

00-112-1382

Steel, Nickel surface treatment.




	Hole Size/In.	Loop Hold/In.
00-725-6033*	.103	.375
00-835-3638	.125	.187
00-854-6701	.125	.500
00-329-2136	.147	.625
00-584-9400	.156	.750
00-801-7545	.188	1.250
00-847-0102	.188	1.500

* Cadmium and Chromate Plated.

Steel, Unplated.

	Hole Size/In.	Loop Hold/In.
01-005-3118	.188	1.063

U-Shaped style. Brass, .375 inches wide by .500 inches high by .572 inches long, and .031 inches thick.



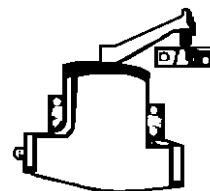
00-695-3922

CLOSER, DOOR

Air controlled type. Steel, CRES, passivated. Surface mounting, 90 degree holding angle, 10.330 inches long, .875 inch tube diameter. Features press to release mechanism in rod or release ring at end of rod.

00-014-9479

Liquid controlled closing action. Aluminum Alloy, cast Iron or Steel case, without mounting bracket. For left or right hand doors. Size and application listed.



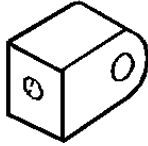
00-000-0057 Size 2. Exterior doors (light screen/combination storm doors) 36 inch width maximum, Interior doors 32 inch width maximum.

00-000-0059 Size 4. Exterior doors 36 inch width maximum, Interior doors 48 inch width maximum.

00-000-0060 Size 5. Exterior doors 1-3/4 inches by 42 inches by 7 feet, and interior doors subject to strong drafts.

CONNECTOR, ROD END

Steel, overall. 1.500 inch height by .990 inch width, end radius .750 inch, rod connection thread 1/2-13 UNC-2B by .625 inch length, securing pin hole .113 inch diameter.



00-398-9396

Thread length 0.500, right-hand thread direction. Overall width 0.500, tongue width 0.500, tongue thickness 0.125, overall height 0.500.

00-947-2154

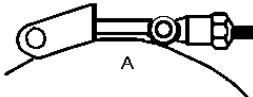
COUPLING, CLAMP, GROOVED

CRES. Single V grooved metal loop. For creating a fluid tight joint with ducts, pipe, tank covers, etc.

TWO SEGMENT



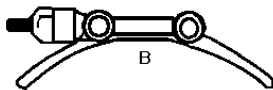
Style A latch. Inside diameter and retainer thickness in inches, and included angle 40 degrees except where noted.



	ID	Ret Thk
00-607-6225	4.620	.050
00-826-6181*	4.620	.080

* 20 degree included angle

Style B latch.



	ID	Ret Thk
00-066-9611	2.812	.050
01-032-3895	3.960	.032
01-032-3896	4.180	.040
01-013-4160	4.340	.040
00-846-8966	4.620	.050
00-062-1847*	8.120	.050

* Iron Alloy

THREE SEGMENT



Iron Alloy. Style A latch.

	ID	Ret Thk
00-118-6659	3.340	.063

FOUR SEGMENT

Steel Style A latch.

	ID	Ret Thk
00-307-0778	6.750	.040
01-032-6083	7.680	.050

CUP, COMPRESSION

Rubber, synthetic. 80 nominal durometer hardness rating. Base outside diameter 8.234 inches by .054 inches thick. Center hole diameter 7.516 inches wide and .375 inches overall length.

01-057-1356

COVER, ACCESS

Bolt circle diameter 2.625, outside diameter 8.250. 4 bolt circle holes. Copper alloy, 1 unthreaded hole, 0.406 diameter.

00-465-6384

DISK, SOLID, PLAIN

Polyamide Nylon.

	ID	Thk
00-788-1380	.069	.060
00-788-1377	.120	.093

Steel.

	ID	Thk
00-838-9696	.415	.025
00-197-4180	.562	.016
01-121-0176	1.000	.375
00-792-9020	1.608	.016
00-551-6146	1.693	.018

Synthetic Rubber.

	ID	Thk
01-219-9943	.275	.080

CLOSER, DOOR

Liquid control. Surface mounting type. Left-hand or right-hand single action.

00-000-0058

Liquid control. Surface mounting type. Single action.

00-116-2375

00-116-2376

DOORSTOP

Nickel Plated Brass. Baseboard mounted. Screw

shank attachment method. Hook/keeper included. Left or right hand. 1.750 inch diameter by 3.750 inches long.

00-369-5013

ESCUTCHEON PLATE

Aluminum plate 1.220 inches wide. Length 2.280 inches, height 0.218, 100.0 degree countersink angle.

00-437-8949

FASTENER, PAWL

Adjustable offset pawl.

Steel, Cadmium Plated, Grip handle actuating. 2 mounting holes .257 inch diameter, spaced 1.875 inches apart. Mounting plate 1.250 inches wide by 2.500 inches high, 90 degree pawl swing, right hand operation.

00-919-8173

Steel, Zinc Plated. T-handle actuating. Right or left-hand operation. .875 inches long, mounting plate 1.344 inches high.

00-780-4078

Grip handle actuating. Right or left-hand operation. 1.812 inches long, Grip handle length from mounting hole 1.437 inches by .625 inches wide.

00-113-6247

FERRULE, GROOVED CLAMP COUPLING

Brass. Flanged, .750 inch overall length, flange .125 inches long by .500 inch outside diameter: .312 inch inside diameter. Wall .047 inches thick.

00-352-8292

GLIDE, FURNITURE

Steel base, Rubber cushion. Grip plate attachment device. 1.292 inch base diameter.

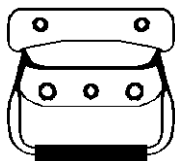


	Leg OD
00-825-6503	1.000
00-825-6504	1.125

HANDLE, BAIL

Steel, Cadmium Plated. 90 degree bail swing, furnished with mounting plate and screws. Dimensions for inside bail length and width of plate are listed in inches.

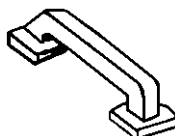
CLASS 5340



	Lg	W
00-251-7971	3.620	2.940
00-682-1502	4.500	4.190

HANDLE, BOW

Brass, Nickel Plated. 3.688 inch overall length. Handle clearance .844 inches attached by 1/4-20 UNC threaded studs, 3.000 inches on center. Nuts furnished.



00-371-8105

Bronze. 4 inch overall length. Furnished with two Steel washer head machine screws.



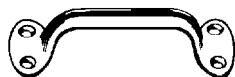
00-310-2147 2 Hole

Bronze. 4.750 inch overall length. Screws furnished.



00-310-2142 2 Hole

Bronze, 6.000 inch overall length. Screws furnished.



00-310-2143 4 Hole

Steel, Black Japan finish. 4.750 inch overall length. Screws furnished.

00-622-9651 2 Hole

Steel, Zinc surface. 6.500 inch overall length.

01-177-9614 4 Hole

HANDLE, DOOR

Steel corrosion resisting overall, UNF thread series designator, 2B thread class. V1 Round shaft accommodation style.

	O/A Lg	O/A W
00-078-2951	0.750	0.656

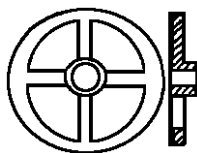
HANDLE, MANUAL CONTROL

Tubular. Mounting facility diameter 0.330 inches minimum to 0.333 inches maximum.

	O/A Lg	O/D
00-464-9293	4.180	0.760


HANDWHEEL

Aluminum Alloy spoke type. 4 spokes at 90 degree angles, with tapered square drive facility.



	OD/In.	Drive/In.	H/In.
00-285-1872	5.000	.375	.625
00-285-1870	6.000	.437	.688
00-285-1871	7.000	.500	.750

Steel, CRES spoke type. 3 spokes at 120 degree angles. Square drive facility with diagonal corners. Reference marking Open/Arrow/CCW.



	OD/In.	Drive/In.	H/In.
00-802-1835	10.000	.624	2.125

Iron, cast, malleable. Grip type with 4 spokes at 90 degree angles. Square drive with diagonal corner tapered 3/4 inches per feet.



	OD	Drive	H
00-285-1838*	3.062	.281	.760
00-285-1839	4.062	.312	.900
00-285-1836	4.750	.375	1.030

* 3 spokes at 120 degree angles.

HASP, HINGED

Single safety hinge. Closed hasp conceals screws, preventing removal. Screws furnished. Sizes shown for closed position.




Adjustable staple. Steel strap and pin.



	Lg/In.
00-664-1707	3.500
00-664-1667	4.500
00-664-1705	6.000

Fixed staple. Steel strap/Brass pin, Zinc Plated overall.



	Lg/In.
00-291-6521	3.500
00-234-8430	4.500
00-234-8431	6.000

Swivel staple. Steel strap, Brass pin, Zinc Plated overall.

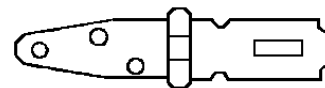


	Lg/In.
00-234-8424	2.375
00-234-8425	4.500
00-234-8426	6.000

Swivel staple. Brass strap/pin, Nickel Plated. Non Spec Item.

	Lg/In.
00-264-7582	1.500

Single non-safety hinge. Screws furnished. Sizes shown for closed position.



Fixed staple. Steel strap/Brass pin, Zinc Plated overall.



	Lg/In.
00-234-8421	3.000
00-234-8427	6.000

HINGE, ACCESS DOOR

Aluminum alloy.

00-757-4846

00-757-4847

Bronze overall. UH-1 Series Helicopter.

00-893-3441

HINGE, BUTT

Aluminum body, Steel pin, anodized. Full surface type, single action. Removable pin, without mounting holes.



	Lg	W
00-051-9133	72	1.250
00-069-5124	72	2.000

Aluminum body and pin.

	Lg	W
01-053-7128	72	2.000

Aluminum body, CRES pin. Cadmium Plated pin.

	Lg	W
00-664-8121	72	1.062
00-664-8141	72	1.500
00-551-6903*	72	3.718

* Heavy duty

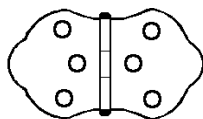
Steel body and pin.

	Lg	W
01-053-7130	72	1.500

Steel, Passivated.

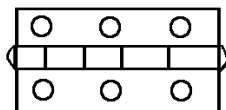
	Lg	W
00-282-3753	48	1.500
00-839-3749	72	2.000

Brass body and pin, lacquered. Full surface type, single action. Nonremovable pin. 1 inch long by 3.062 inches wide.



00-369-4943 6 mtg holes

Brass body and pin. Full surface type. Nonremovable pins.



	Size	Mtg Hole
00-229-4224	1.500 x .875	4
00-223-4175	2.000 x 1.375	6
00-223-4174	3.000 x 2.125	6

Brass body, Steel pin. Nickel Plated body. Swaged, with a full mortise mounting.

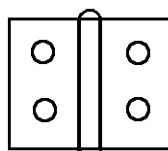
	Size	Mtg Hole
00-229-4292*	2.000 x 2.000	4
00-229-4321	2.500 x 2.500	6
00-229-4323	3.000 x 2.500	6
00-229-4326	3.500 x 3.000	6

* Full surface mounting

CRES body, Brass pin, Zinc pin, Full mortise type. with screws.

	Size	Mtg Hole
00-664-6974	2.000 x 2.000	6

Brass body and button tip, CRES pin. Nickel Plated overall. Full mortise mounting, with removable pin. Regular duty.



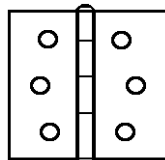
	Size	Mtg Hole
00-229-4343*	2.000 x 1.500	4
00-229-4344	2.000 x 2.000	4
00-229-4345	2.000 x 2.500	4

* Half mortise mounting

Steel body, CRES pin, Zinc Coated, Friction type. Non removable pin.

	Size	Mtg Hole
00-598-6371	1.500 x 1.500	4

Brass body and button tip, Steel pin. Nickel Plated. Full mortise mounting, Removable pin. Regular duty.



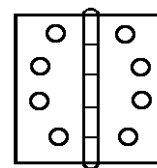
	Size	Mtg Hole
00-229-4353	3.500 x 3.500	6

Steel body, Brass/Steel pin, Zinc Coated. Removable pin.

	Size	Mtg Hole
00-229-4246	3.000 x 3.000	6
00-229-4248	3.500 x 3.000	6

Brass body, CRES pin, Nickel Plated. Full

mortise mounting, with removable pin. Regular duty.

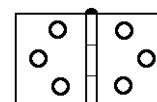


	Size	Mtg Hole
00-229-4354	4.000 x 4.000	8

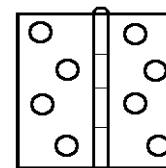
Steel body, Brass/Steel pin. Zinc Coated.

	Size	Mtg Hole
00-229-4250	4.000 x 4.000	8

Steel body and pin, Primed for paint. Full mortise mounting, removable pin. Extra heavy duty.

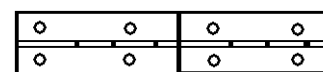


	Size	Mtg Hole
00-664-1328	3.000 x 3.000	6



	Size	Mtg Hole
00-664-1326	4.000 x 4.000	8

Brass. Dull Bronze surface treatment. Full surface type mounting 72 inches long, Nonremovable pins.



	Size	Mtg Hole
00-229-4370*	1.063	68
00-229-4372	1.500	68
00-229-4373	2.000	68

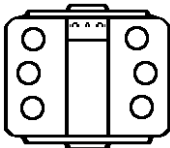
* Light Duty

Aluminum body, Steel pin. Cadmium Plated pin. 22.750 inches long by 1.500 inches wide. 8 holes.

00-471-0886

Steel, Bright Brass Single action and adjustable enclosed spring, Full surface mount.

CLASS 5340



	Size	Mtg Hole
00-252-3326	3.000 x 3.000	6

HINGE, HOOK, SUPPORT

Steel, 2 mounting holes. Mounting hole diameter 0.264 inches nominal.

	O/A H	Matl W
00-828-4219	1.340	0.560

HINGE, STRAP

Steel hinge, Zinc Plated. Brass or CRES pin. Screws furnished. Width at pin, and closed length shown.



	Size	Mtg Hole
00-240-2584	1.562	6

HOOK, COAT AND HAT

Two prong, wall type. Screws furnished.



00-264-0919	3.000 in. Zinc Alloy
00-754-1678*	1.625 in. Zinc Alloy and Aluminum

* Chromium Plated

Three prong, wall type. Screws furnished.



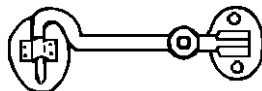
00-240-5309	3.063 in. Aluminum
-------------	--------------------

Two prong, wall type, with separate screw attachment.

00-244-2728	3 in. Bronze
-------------	--------------

HOOK, DOOR

Bronze, lacquered finish. Double jointed with shoulder stop.



	Lg
00-290-0957	2.500
00-251-7974	3.500
00-251-7975	5.000
00-251-7976	6.000

HOOK, SCREW

Copper Alloy, cup style with wood screw thread.



	Lg/In.	Dia/In.	Proj Lg/In.
00-290-4138	.813	.072	.500
00-290-4140	1.188	.092	.750
00-290-4141	1.563	.121	1.000
00-290-4143*	2.313	.162	1.500

* Gimlet point

INSERT, SCREW THREAD

HELICAL COIL TYPE

All helical-coil wire inserts listed here are Corrosion Resistant Stainless Steel. Selection is made based upon internal screw thread size and insert length. Dimensions and part numbers for coarse and fine (UNC and UNF) thread series with free running internal threads are per Military Standards. Refer to Class 5180 for helical coil insert repair kits.

UNIFIED COARSE, FREE RUNNING



	Thd Size	Lg
00-834-8372	No. 2-56	.172
00-842-5920	No. 4-40	.168
00-843-0003	No. 6-32	.138
00-734-5525	No. 6-32	.207
00-825-4826	No. 6-32	.276
00-479-9197	No. 8-32	.246
00-597-3304	No.10-24	.285
00-290-4478	No.10-24	.380
00-200-7224	1/4-20	.250
01-030-6854	1/4-20	.375
00-286-2458	1/4-20	.500
00-290-4489	1/4-20	.750
00-290-4521	5/16-18	.469
00-290-4520	5/16-18	.625
00-331-4774	3/8-16	.375
00-290-4518	3/8-16	.562
00-990-7157	3/8-16	.750
00-290-4506	7/16-14	.656
00-290-4505	1/2-13	.500
00-290-4504	1/2-13	.750
00-990-7158	1/2-13	1.000
00-290-4494	5/8-11	.938

UNIFIED FINE, FREE RUNNING

	Thd Size	Lg
00-986-2929	No. 10-32	.190
00-597-3302	No. 10-32	.285
00-290-4480	No. 10-32	.380
00-286-6600	1/4-28	.250
00-291-3484	1/4-28	.375
00-290-4497	1/4-28	.500
00-291-3495	5/16-24	.469
00-291-3492	3/8-24	.562
00-634-7860	7/16-20	.656
00-290-4511	7/16-20	.875
00-598-5634	1/2-20	.500
00-291-3488	1/2-20	.750

UNIFIED COARSE - SCREW LOCK

	Thd Size	Lg
00-631-7894	No. 4-40	.168
00-827-4024	No. 4-40	.224
00-815-4930	No. 6-32	.207
00-558-8826	No. 6-32	.276
00-631-7891	No. 8-32	.164
00-815-4929	No. 8-32	.246
00-721-6936	No. 8-32	.328
00-754-0847	1/4-20	.375
00-721-8352	1/4-20	.500
00-803-5574	5/16-18	.469
00-210-3935	3/8-16	.375
00-754-1976	3/8-16	.562
00-812-1894	3/8-16	.750
00-814-9865	1/2-13	.750
00-772-4849	5/8-11	.625

UNIFIED - SCREW LOCK

	Thd Size	Lg
00-684-9501	No. 10-32	.190
00-800-7874	No. 10-32	.285
00-721-7653	No. 10-32	.380
00-210-3920	1/4-28	.250
00-829-2141	1/4-28	.375
00-721-7498	1/4-28	.500
00-218-1518	5/16-24	.312
01-073-2809	5/16-24	.469
00-847-0734	5/16-24	.469
00-754-1817	3/8-24	.375
00-680-8768	3/8-24	.562
00-678-3310	7/16-20	.656
00-678-3309	1/2-20	.750
00-723-6780	3/4-16	1.125

INSERT, SELF-LOCKING

NyloIn, 0.068 inches minimum, 0.069 inches maximum diameter. 0.090 inches minimum, 0.095 inches maximum length.

00-716-8826

KEY CHAIN AND REEL

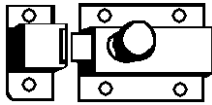
Chrome-Plated metal, or CRES. Key ring with belt clip. 2 inch reel, 21.750 inch chain length.



00-787-0148

LATCH, RIM

Brass or Bronze with Nickel finish. Pull knob operated. 1.500 inch case width. Screws furnished.



Ht/In.

00-240-2365 1.250
00-240-2364 2.000

Brass, Chromium Plated. Lever handle operated. 3 inch case width by 3 inches in height. Furnished with screws for mounting and a hole for a padlock.

00-285-7979

Steel case, spring action, thumb piece latch bolt. 2 mounting holes. Hole diameter 0.140 inches minimum, 0.148 inches maximum. Rectangular case shape. Hole spacing 0.562 inches center to center.

00-470-5925

LATCH SET, RIM

Aluminum alloy. Length 4.250 inches, width 0.920 inches.

00-942-1636

LEAF, BUTT HINGE

Aluminum Alloy, 1.445 pin center to body edge distance. 5.68 overall length. Material .194 inches thick. Knuckles .374 inches long. Knuckle inside diameter .109 inches.

01-317-3915

Aluminum Alloy. Overall length 3.020, Knuckle length 0.250 inches nominal. Hinge pin not included, friction knuckle type. 4 knuckles. For light duty performance.

00-847-4207

Aluminum Alloy. Hinge pin not included, friction knuckle type. 2 knuckles. For light duty performance.

00-837-4211

LEVER HANDLE, LOCK

Brass, Nickel Plated. 3.687 inches long. Threaded end 3/8-16 NC-2A.

00-369-4940

LEVER, LOCK-RELEASE

Stress relive at 1050 degrees fahrenheit for 1 hour. Heat at 1500 to 1550 degrees fahrenheit. Quench in salt at 700 degrees fahrenheit. Hold 45 minutes, air cool. Center hole 0.375 inch diameter located 4.340 inches from 1st end. Material steel.

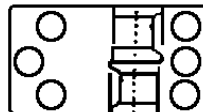
00-556-4278

LOCK, EXTERIOR

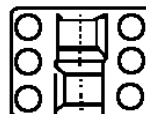
Corrosion Resistant Steel assembly except for hardened Steel bolts and back plates. All parts, Cadmium or Nickel Chrome Plated are coated and will maintain lubricity from -200 degrees to 500 degrees Fahrenheit. Designed for use on almost any type closure where padlocks or shackle locks are required for high security purposes.

Lock assembly consists of two interlocking sections flush mounted directly to closures and a pick-resistant locking cylinder. Lock can be welded with stainless steel rods or fastened with 3/8-16 NC carriage bolts and hexagon nuts.

Furnished with two keys for each lock, six standard length (1, 1-1/2 and 2 inch) mounting bolts, and two matching back plates. Overall dimensions as shown.



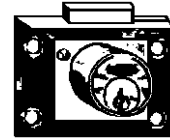
00-144-7310 4.500 in. x 3.500 in.



00-144-7311 6.437 in. x 3.500 in.

LOCK, FLUSH

Brass case drawer locks. Dead bolt style, with lever tumbler locking mechanism operated from outside by key. Plate is 2 inches long by 1.625 inches wide. Thickness of member for which designed shown below. Bolts furnished.

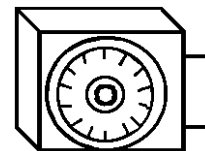


Thk

00-264-7586 .625
00-264-7587 .750
00-264-7588 .875

LOCK, RIM

Brass case. Dead bolt style, with lever tumbler locking mechanism operated from outside by a combination dial. Case is 2.250 inches high by 3.250 inches wide. Screws furnished. For shipboard safes and safe lockers.

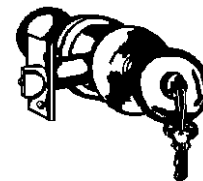


00-264-7592

LOCK SET, MORTISE

Pin tumbler locking mechanism. Latch bolt style with regular bevel latch. Tubular case 2.125 inch diameter. Screws furnished. Door minimum thickness 1.375 inches.

Brass case, knobs, roses, strike, and spindle. With stop. 2.375 inch backset, 2.250 inch by 1 inch front dimension.



00-685-1202

CRES case and front. Aluminum knobs, roses and strike. With stop 2.750 inches backset, 2.250 inches. by 1.125 inches front dimension.

00-847-2605

Steel case, Brass or Bronze front, knobs, roses, strike and thumb piece. With stop 2.437 minimum backset, 2.250 inches by 1 inches front dimension.

00-281-2194

Steel case. Bronze front, knobs, roses and strike. With stop. 2.375 inch backset. 2.250 inches. by 1 inch front dimension.

00-281-2193

CLASS 5340

LOCK SET, RIM

Pin tumbler locking mechanism. Bronze keeper, rose and strike. Case 2.312 inches high, 3.500 inches wide. Screws furnished. For 1.375 inch to 2 inch doors.



00-264-7598 Bronze case
00-664-7014 Cast Iron case

Turn handle locking mechanism. Zinc Alloy case Chrome Treated. 4.625 inches high by 2 inches wide.

00-911-2443

Dead bolt, spring bolt warded locking mechanism. 1.750 inches minimum, 2.125 inches maximum door thickness.

00-433-8963

LOCKING PLATE, NUT AND BOLT

Steel. Width 0.750 inches nominal

00-148-6468

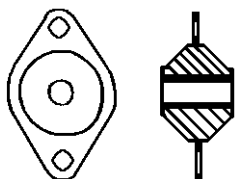
MAGNETIC STRIP

100 foot roll, .500 inches wide by .060 inches thick.

00-761-7471

MOUNT, RESILIENT

Round type with flanged bushing two-hole flange. Steel resilient member, Steel rigid member. Inside diameter .437 inches, mounting hole diameter .213 inches, diameter by 2.800 inches center to center, flange 2.240 inches wide, 1.130 inches high.



00-788-0416 Flange 3.300 in. lg

Steel resilient member, Steel rigid member. Inside diameter .750 inches, mounting hole diameter .656 inches by 5.374 inches center to center. Flange length 6.500 inches by 4 inches wide by .500 inches thick with overall height 3.125 inches.

00-664-4473

Rubber resilient member, Steel rigid member. Inside diameter .641 inches, flange 5.875 inches long by 3.375 inches wide by .438 inches thick. Mounting hole .516 inches in diameter by 4.750 inches center to center 2.500 inches high. Frequency range 7.65 to 8.65 Hz. Load range 50 to 100 pounds.

00-543-3574

Inside diameter .641 inches, flange 6.625 inches long by 3.500 inches wide by .500 inches thick, mounting hole .641 inch diameter by 5.375 inch. Center to center 2.688 inches high. Maximum frequency 7.45 Hz. Load rating 100 to 150 pounds.

00-543-3575

Flange 6.500 inches long by 4 inches wide by .875 inches thick, Mounting hole .656 inch diameter by 5.375 inches center to center, 3.875 inches high. Load rating 100 to 450 pounds.

01-020-5589

Rubber resilient member, Steel rigid member. Inside diameter .391 inches, flange 4.250 inches long by 2.375 inches wide by .500 inches thick, mounting hole .391 inch diameter by 3.500 inches center to center. 2.375 inches high. Load rating 50 pounds.

00-687-5684

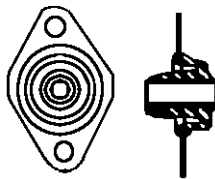
Rubber resilient member, Steel rigid member. Inside diameter .281 inches, flange 2.750 inches long by 1.750 inches wide by .125 inches thick. Mounting hole .281 inch diameter by 2 inches center to center, .813 inches high.

01-063-8188

Resilient member not rated, Steel rigid member. Inside diameter .375 inch, flange 4.250 inches long by 2.375 inches wide by .333 inches thick, mounting hole .328 inches in diameter by 3.500 inches center to center. Frequency range 13.2 to 16.2 Hz. Maximum load 25 pounds.

00-530-8810

Rubber resilient member. Anodized Aluminum rigid member. Inside diameter .166 inches. Flange 1.654 inches long by 1.240 inches wide by .034 inches thick. 1.414 inch mounting hole centers. .141 inch diameter mounting holes. Overall height .844. Static load rated 4 pounds at .188 inch deflection.

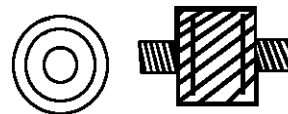


00-633-8295

ROUND WITH FLANGE THREADED STUD.

Rubber resilient member, Steel rigid member.

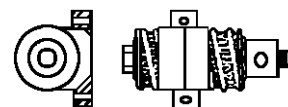
Stud thread size 5/16-18 UNC-2A by .500 inches long one end, 5/16-18 UNC-2A by .750 inches other end.



00-753-3609

ROUND VERTICAL TYPE TWO-HOLE FLANGE

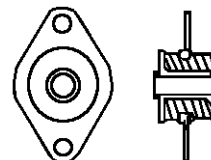
Rubber resilient member, Steel rigid member. Thread size 1/4-28, stud .062 inches long, 1 inch outside diameter, bushing .250 inches long, flange 2.750 inches long by 1.375 inches wide. Mounting hole 2 center to center, 1.250 inches high. Static load 8 pounds at .020 inch deflection.



00-473-3199

ROUND WITH FLANGED BUSHING, TWO HOLE FLANGE

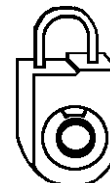
Rubber resilient member, Steel rigid member. Inside diameter .635 inches, flange 6.625 inches long by 3.500 inches wide by .438 inches thick. Mounting hole .641 inch diameter by 5.365 inches center to center, 3.266 inches in height. Load rating 220 pounds.



00-531-9170

PADLOCK

Combination dial. Exposed regular shackle. With combination key.



Steel shackle.

	Case W	Case Ht	Dial Qty
00-292-0896	1.750	1.500	4
00-285-6523	2.750	4.000	1
00-514-2782*	1.750	1.750	—

* Round face style

Brass or Bronze shackle and case, general use, keyed. Pin tumbler mechanism. Furnished with

two keys. Clevis and chain provided as indicated by an asterisk (*).



	Case W	Shackle Size	Case Ht
00-682-1508*	1.500	.750	1.250
01-004-5180*	1.500	2.500	1.344
00-682-1645	1.500	2.500	1.250

* With clevis and chain.

Steel shackle and case, Cadmium or Chrome Plated.

	Case W	Shackle Size	Case Ht
00-158-3807*	1.750	A/A	1.594
00-158-3805	1.750	A/A	1.594

* With clevis and chain.

Steel shackle, high security, keyed. Case equipped with clevis and retaining chain. For use with hasp assemblies, high security, listed below.

Shrouded Shackle. With raised shoulders protecting front and sides of shackle.



01-217-5068

Key operated, low security use. Shackle diameter may range from 1/4 to 3/8 inches, shackle clearance from 3/4 to 1-1/2 inches. Solid or laminated case. Pin tumbler or disk tumbler.

Steel.

01-346-4611

Brass or Bronze.

01-346-7462

PADLOCK SET

Brass or Bronze case with regular shackle, unless noted. Clevis, 9 inch long chain furnished with each padlock. For general purpose use. Grandmaster keyed sets. Three different master keyed groups of individually keyed locks. Furnished with 2 keys per lock, 2 master keys per group, 2 grandmaster keys per set.

.688 inch Case.

Sets	
00-406-6496	55 locks, 35/10/10

1.500 inch Case.

Sets	
00-292-0904	30 locks, 15/10/5
00-409-3246	30 locks, 15/10*/5
00-421-9382	40 locks, 20*/15/5
00-292-0906	50 locks, 20/20/10
00-421-9382	50 locks, 20*/20/10

* Long shackles only.

1.750 inch Case.

Sets	
00-409-3247	80 locks, 45/20*/15

* Long shackles only

Keyed alike sets.

1.500 inch Case.

	Locks	Keys/set
00-682-1505	5	7
00-838-5266	10	2
00-838-5267	20	2

Master keyed sets. Individually keyed locks. Furnished with 2 keys per lock, 2 master keys per set.

1.500 inch Case.

	Locks
00-291-4213	5
00-291-4214	10
00-291-4211	20
00-291-4212	30
00-291-4209	40
00-291-4210	50
00-291-4204	100

PKG VEE-RING

Rubber synthetic. 6.940 inch length, 2.290 inch width.

00-236-1502

PLATE, MOUNTING

Steel, 3 hole mounting, .312 diameter hole, thread size .312-24. 12 inches long by 12 inches wide by .875 inches thick.

01-340-6221

PLUG, ANODE RETAINING

Copper-Nickel Alloy. Hex head wrenching facility, with internal thread through bottom of plug. For use in corrosion protection of heat exchangers and other equipment using sea water.



For ZDM type anodes. Copper Alloy, Inverted flare. 3/4-12 NPT exterior threads, number 12-28 UNF interior threads.

00-753-3920

Aluminum and Copper overall. Plain end. 1-1/16-12 UN exterior threads, 3/8-18 NPT interior threads.

00-688-0004*
* Non spec item.

Copper Alloy overall. Hexagon drive end. Plain end 1-1/16-32 UNEF exterior thread, number 12-28 UNF internal thread.

00-873-2557*
* Non spec item.

PLUG, EXPANSION

Steel, cup style.



	OD	H	Thk
00-939-1192	.775	.312	.037
00-728-3491*	2.014	.360	060

* CRES

PLUG, FUSIBLE

Steel. Core material indium. Core diameter 0.156 inches nominal. Inside usage location. 600.0 pounds per square inch maximum operating pressure.

00-079-1240

PLUG, PROTECTIVE DUST AND MOISTURE SEAL

FOR PROTECTING: Threads, flares, tapered and straight surfaces, from intrusion of dirt, moisture and foreign matter during storage. Also used to seal in anti-corrosion fluid in hydraulic units in storage and shipment. Serrated drive type, without gasket.

FRICITION TYPE

Plastic.

	ID	OD
00-945-4419*	.125	.125
01-281-5116	1.500	1.600

* Non Spec Item

THREADED TYPE, FLARED TUBE END

Aluminum Alloy.

	Thd	Dia
00-804-1229	5/16-24 NF	.530
00-804-1224	3/8-24 NF	.595
00-292-3292	9/16-18 UNF	.750
00-828-8802*	3/4-16 UNF	1.065
00-804-1230	7/8-14 UNF	1.438
00-008-7123	1-1/16-12 UN	1.750

CLASS 5340

	Thd	Dia
00-804-1245	1-5/16-12 UN	2.063
* Shoulder included		

Plastic.

	Thd	Dia
00-597-9433*	7/16-20 UNF	.875
01-167-9321	1/2-20UNF	.810
00-917-9763	1/2-20 UNF	.700
00-682-1857*	9/16-18 UNF	.890
00-804-1236	3/4-16 NF	1.250
* Shoulder included		

Steel and Plastic.

	Thd	Dia
00-957-0834*	5/8-11 UNC	.770
* Non Spec Item		

THREADED TYPE, FLARELESS TUBE END

Aluminum Alloy.

	Thd	Dia
00-804-1238	7/16-20 NF	.660

PLUG, VENT

Steel, Cadmium with Chromate material. Round shape, end connection threaded 1-14 UNS-2A. Outside diameter 1.250 inches. Inside diameter .688 inches and 1.525 inches long. Non Spec Item.

00-334-5817

RECEPTACLE, FRICTION CATCH STUD

Steel overall. Overall width 0.440 inches, material thickness 0.012 inches.Center to center distance between mounting holes 0.685 inches.

00-433-1453

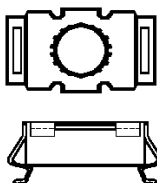
Steel overall. Overall width 0.437 inches, material thickness 0.022 inches.Center to center distance between mounting holes 0.687inches.

00-634-7350

RETAINER, NUT AND BOLT

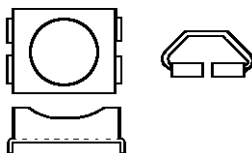
Material type and overall dimensions indicated.

Steel, Clip type.



	Lg	W	Ht	Thk
00-966-9587	.540	.520	.410	.020

Steel, Cadmium Plated. Grip height .125 inches



	Lg	W	Ht	Thk
00-788-8385	.706	.578	.354	.009

Steel material, cadmium surface treatment.

	O/A Lg	O/A W	O/A Ht	Matl Thk
00-064-6088	1.1375	1.031	0.663	0.015
00-276-5011	1.518	1.182	0.780	-
00-505-3241	1.760	2.657	0.982	-
00-534-0296	0.570	0.474	0.399	0.012

Steel, Cadmium and Chromate Plated. Grip height .125 inches.

	Lg	W	Ht	Thk
00-809-4390	.720	.578	.359	.012

RING, DOOR, FLUSH

Aluminum alloy. Overall width 1.380 inches, overall length 1.690 inches, ring inside diameter 0.380 inches.

00-679-0052

ROD, STRAIGHT, HEADLESS

Steel. Overall length 72.000 inches nominal. Overall diameter 0.089 inches nominal. Chamfer length 0.015 inches nominal.

00-043-3723

Steel. Overall length 72.000 inches nominal. Overall diameter 0.117 inches minimum and 0.118 inches maximum. Chamfer length 0.015 inches nominal.

00-182-9898

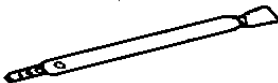
SEAL, ANTI-PILFERAGE

BALL TYPE. Embossed U.S. Navy and with serial numbers. Primarily used as a railroad car seal.



FLAT TYPE. Embossed with U.S. and serial numbered.

00-081-3381



Lead. Circular shape with attaching wire. With 2 holes.

00-662-9817



Lead. Circular shape with attaching wire, wire length 24.0 inches nominal. With 2 holes.

00-491-7632

Aluminum alloy. Rectangular with 2 holes. Thickness 0.150 inches nominal. Length 0.430 inches nominal, width 0.430 inches nominal. Wire/cord included.

00-522-2514

Lead. Circular shape with 2 holes. Diameter 0.375 inches nominal, thickness 0.156 inches nominal Wire/cord included.

00-598-3427

SEAL, STRAPPING

Steel, CRES. With ears, and to be used with Band-it Tool. Any acceptable length.

OPEN DESIGN

	W/l.n.
00-244-7324	.375
00-244-7325	.500
00-244-7326	.625
00-244-7327	.750

CLOSED DESIGN

	Strap W	Lg	W
00-664-3250	.500	.813	.625
00-664-3249	.625	.750	.813

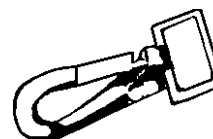
SLIDE, DRAWER, EXTENSION

SOLID ROLLER TYPE. Aluminum Alloy, anodized. Bolt hole mounted. Left side except where noted.

	Clo Lg	Ext Lg	H	W
00-760-2683*	15.130	30.250	3.500	.500
01-031-0677	16.500	37.500	3.500	.437
01-028-7721*	16.500	37.500	3.500	.437
* Right side				

SNAP, HOOK

Brass.



	Lg	Loop ID
00-291-3551	2.094	1.125 x .281

Steel.

CLASS 5340

Lg Loop ID
 01-187-9402* 1.984 1.093 x .281
 * Connection end in same plane as hook end.

Swivel. End connection style 12 swivel.

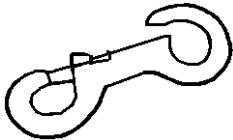
O/A Lg Ins Lg
 00-275-4584 3.500 0.750

Brass. 3.625 inches long .750 inch inside diameter of eye. Furnished with sliding bolt and unattached ring.



00-275-4583


Aluminum, Bronze or Steel. 6.500 inches long 1.125 inch inside diameter of eye. Sliding bolt with an open eye on one side.



00-200-8823

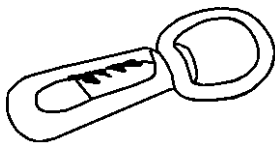
Iron malleable. Cadmium Plated. 5.000 inches long overall, .500 inches inside diameter of eye.

Steel. Cadmium Plated. 3.562 inches long, 1.750 inches long by .375 inches, with attaching loop.



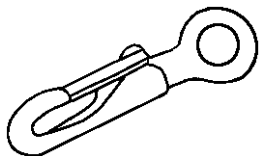
00-205-5573

Steel. Galvanized eye.



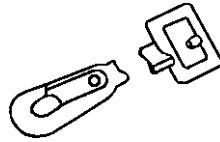
Lg Eye ID
 00-682-1686 5.625 1.000
 00-291-3543 5.000 .750

Steel, Cadmium plate.



Lg Eye ID
 01-034-6798 1.875 .406

Steel, Cadmium Plated.



Lg Eye ID
 01-016-8473 3.560 .375 x 1.000

STANDOFF, THREADED, SPACING

Copper alloy overall. Round cross-sectional shape. Diameter 0.436 inches nominal, length 6.547 inches nominal, thread length 0.880 inches nominal left internal and 1.000 inches nominal right internal.

00-110-2421

STAY, FOLDING

Steel, countersunk mounting hole, left hand operational direction.

00-230-3256

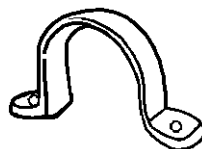
STRAP, LINE SUPPORTING

Nylon strap and buckle material. Self clinching style. Black color.

	Lg/In.	W/In.	Thk/In.
01-228-6118	3.750	.094	.045
01-234-7725	7.500	.188	.055
01-235-1359	11.500	.188	.055

STRAP, RETAINING

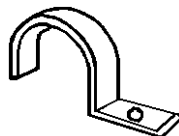
Curved arch style.



Nickel Alloy.

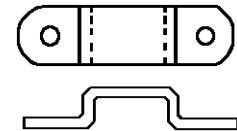
	Inside Ht/In.	Lg/In.	W/In.	Thk/In.
00-629-9907	.970	4.020	.580	.063

Curved arch style. Steel, Cadmium Plated.



	Inside Ht/In.	Lg/In.	W/In.	Thk/In.
00-836-3941	.625	1.813	.688	.078

Straight arch style. Aluminum Alloy, anodized.

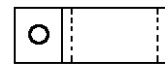


	Inside Ht/In.	Lg/In.	W/In.	Thk/In.
01-213-7101*	.900	2.000	2.250	.500

* Threaded mounting holes with 2 captive screws and washers.

HALF ARCH STYLE


Steel, galvanized.



	W	Hole Size
01-015-9807	1.000	.375

SADDLE ARCH

Steel.



	Inside Ht/In.	Lg/In.	W/In.	Thk/In.
00-494-7430	.380	1.500	.500	.060

STRAP, WEBBING

COTTON

Olive drab and fungus resistant, Steel buckle.

	Lg/In.	W/In.
00-769-8489	15	1.500

Black color, fungus resistant, adjustable Steel buckle and end clips.

	Lg/In.	W/In.
00-772-7512	24	.750

Any acceptable color, moveable buckle and end clip.

	Lg/In.	W/In.
00-286-6894	35.875	.688

Black color, fire, flame, and abrasion resistant.

	Lg/In.	W/In.
01-156-5313	50	.625

NYLON

Olive drab color with 4 buckle tongue holes in each end. Used on fire control binoculars.

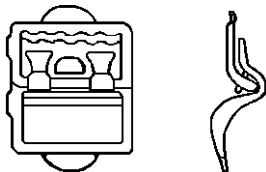
CLASS 5340

	Lg/In.	W/In.
00-764-6236	20	.750

Fungus resistant. Dark Green color, plain end. Includes Anodized Aluminum buckle.

	Lg/In.	W/In.
00-490-1678	80	1

Mildew resistant, Gray color, Adjustable Steel, Zinc Coated buckle.



	Lg/In.	W/In.
01-072-9846	62	1

STRAPPING

Steel, CRES. Nailless type. 100 feet long.

	W	Thk	Breaking Str/Lb
00-245-9437	.375	.025	900
00-245-9438	.500	.030	1500
00-245-9440	.750	.032	24000

STRIKE, CATCH

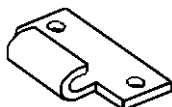
MORTISE STYLE

Steel. 1.438 inches overall length by .500 inches wide by .188 inches high: .090 inches thick 2 holes .133 inch diameter, Tongue .188 inches long by .281 inches wide.



00-685-5899

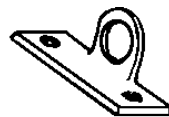
Steel, Cadmium Plated. 1.031 inches long by 1 inch wide by .422 inches high, .078 inches thick, tongue length .563 by .813 inches. Includes 2 mounting holes .203 inches in diameter.



00-582-3934

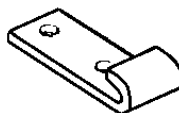
SURFACE STYLE

Brass 1.500 inches long by 1 inch wide by .187 inches thick opening length .437 inches, tongue width .843 inches, 2 countersunk mounting holes .204 inches in diameter.



00-369-4952

Steel, Chrome Treated.



	Lg/In.	W/In.	H/In.	Thk/In.
00-804-0995	1.500	1.016	2	.250

TRACK, SLIDING DOOR

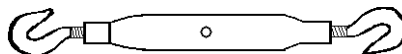
Aluminum alloy overall. Straight section shape. Overall length 6y.42 feet. Surface treatment zinc, chromate, oxide film.

00-191-9406

TURNBUCKLE

ALUMINUM

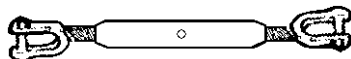
Round closed body with hook and hook end styles. Serrated wedge wire rope retention method. 8.500 inch long body. Furnished with 1 cotter pin, 2 nuts, 1 ring and pin, and 2 sister hooks.



01-267-6232


BRONZE

Hexagon, closed body, clevis and clevis end styles. With lock nuts, 4.562 inches take-up distance with 6 inch long body. 11.625 inches long overall with .562 inch fork span. 1/2-20 UNF body threads.



00-292-5531

Round closed body, wire rope socket and clevis end styles. With lock nuts and sister hook. Solid wedge wire rope retention. 6 inch take-up distance. 7.625 inch long body. 3/8-8 ACME body threads, .875 inch fork span. .438 inch wire rope accommodation. 19.562 inches long overall.




00-243-6704

1.062 inch fork span. .562 inch wire rope accommodation. 21.094 inches long overall.

00-243-6705

Steel, Zinc Plated

ROUND open body, clevis and clevis end styles. With lock nuts. 4 inch take-up distance. 4.750 inch long body, .375 inch fork span. .250 inch diameter pinhole. 8.250 inches long overall. 1/4-20 UNC body threads.



00-188-0328

6 inch take-up distance, 7.125 inch long body, .500 inch fork span, .328 inch diameter pinhole, 11.875 inches long overall. 3/8-16 UNC body threads.

00-188-0330

6 inch take-up distance, 7.500 inch long body. .625 inch fork span, .390 inch diameter pinhole, 13.313 inches long overall. 1/2-13 UNC body threads.

00-188-0331

9 inch take-up distance, 10.500 inch long body, .625 inch fork span. .390 inch diameter pinhole. 16.313 inches long overall. 1/2-13 UNC body threads.

00-188-0332

12 inch take-up distance. 13.500 inches long body, .625 inch fork span, .390 inch diameter pinhole. 19.313 inches long overall, 1/2-13 UNC body threads.

00-188-0333

12 inch take-up distance. 13.875 inch long body, .750 inch fork span, .515 inch diameter pinhole. 21.500 inches long overall. 5/8-11 UNC body threads.

00-188-0336

TURNBUCKLE BODY

Round body with locking device.

Brass

	Lg/In.	UNF Thd
00-067-9875	2.250	No. 10-32
00-067-9878	2.250	1/4-28
00-067-9880	4.000	1/4-28

Steel, 1B body thread class, 253 hex closed body style. Body length 2.037 inches nominal. Nominal thread size 0.190 inches.

00-912-2067

Steel, 3A body thread class, 252 round closed body style. Body length 3.800 inches nominal. Nominal thread size 0.313 inches.

00-925-9787

WEDGE, DOOR

Molded rubber door stop. Brown smooth finish.
1.750 inch width, 5.000 inch length, tapers from
1.500 inch to 0.125 inch thickness.

00-907-8277

CLASS 5345 DISKS AND STONES, ABRASIVE

NOTE: As non-plastic alternatives to plastic items currently in use are identified, information will be provided through shopping advisory messages and the Afloat Shopping Guide. To help you shop more "wisely", items recommended for shipboard use will be annotated with "NP" by the National Item Identification Number.

BELT, ABRASIVE

COATED ABRASIVE CLOTH BELTS used with power machines for sanding and finishing wood, metal and other materials.




ALUMINUM OXIDE ABRASIVE, closed coat. Glue bonded Cotton Drill cloth backing. (Metal and woodworking).

	Size
Grit 36	
00-753-5278	2 x 38-3/8
Grit 40	
00-192-9341	3 x 24
Grit 50	
00-838-1087	3 x 23-3/4
Grit 60	
00-838-1086	3 x 23-3/4
00-192-9339	3 x 24
Grit 80	
00-838-1085	3 x 23-3/4
00-240-4683	6 x 48-5/16
Grit 100	
00-838-1084	3 x 23-3/4
00-262-9455	3 x 24
Grit 120	
00-192-9345	3 x 23-3/4
Grit 280	
00-185-7261	3 x 23-3/4
ALUMINUM OXIDE ABRASIVE. Closed Coat. Resin bonded Cotton Drill cloth backing. (Metal working).	
Grit 50	
	Size
00-240-4685	6 x 48-5/16

DISK, ABRASIVE

COATED ABRASIVE DISKS. Metal working. Commonly used in portable sanding machines for polishing, grinding of materials, and cleanup of surfaces in maintenance and repair work.



ALUMINUM OXIDE ABRASIVE, closed coat. Glue bonded vulcanized fiber and cloth combination backing.

	Size
Grit 16	
00-558-5929	7/8 x 7
00-881-7863	7/8 x 7 W/4 slots
00-881-7582	7/8 x 9-1/8
Grit 24	
01-013-9040	5/8 x 4 W/4 slots
00-558-5928	7/8 x 7
00-881-7862	7/8 x 7 W/4 slots
00-881-7581	7/8 x 9-1/8
00-881-7597	7/8 x 9-1/8 W/4 slots
Grit 36	
00-881-8377	1/2 x 7
01-013-9041	5/8 x 4 W/4 slots
00-196-1692	7/8 x 7
00-238-5685	7/8 x 7 W/4 slots
00-881-7580	7/8 x 9-1/8
Grit 50	
01-117-4284*	3 in. dia
00-196-1693	1/2 x 7
00-881-8380	7/8 x 7
00-196-1674	7/8 x 9-1/8
Grit 60	
00-196-1696	7/8 x 7
00-881-7859	7/8 x 7 W/4 slots
Grit 80	
00-196-1698	7/8 x 7
00-196-1678	7/8 x 9-1/8
Grit 100	

	Size
00-196-1700	7/8 x 7
Grit 120	
01-117-4285*	3 in. dia
00-576-5387	7/8 x 7
Grit 150	
00-187-3433	7/8 x 7
* Mounted on a Rubber holder pad.	

DRESSER, CONTACT POINT

FLEXIBLE PLASTIC SHEET, with Aluminum Oxide abrasive grit embedded on both sides.



	Lg./In.	W./In.	Thk./In.
Grit 120			
00-250-1345	4.500	.375	.025

STONE ASSEMBLY, SHARPENING

Complete with cover, center section with handles and nonskid base and one pint lubricating oil. Has a lift out triangular spindle fitted with 3 grit selections - coarse, medium and fine. Each stone is 11-1/2 by 2-1/2 by 1/2 inches. Used for sharpening cutlery of all types.

00-215-1881

STONE, COMMUTATOR SURFACING

PENCIL TYPE. Aluminum Oxide abrasive.



Medium Cutting. Grit 90. Suitable for use where the MICA is slightly high or where the commutator or Copper Alloy slip ring is slightly rough or grooved and only a light cut need be made.

	Lg./In.	W./In.	Thk./In.
00-597-9598	6.000	.625	.375

Fine Finishing. Grit 120. Suitable for use as a fine

CLASS 5345

finishing stone for imparting the final polished surface to a commutator or Copper Alloy slip ring.

	Lg/In.	W/In.	Thk/In.
00-678-1893	5.000	1.000	.625
00-366-1393	5.000	2.000	1.000

Extra Fine Finishing Grit 220. Suitable for use as an extra-fine finishing stone where it is essential that commutators operate with a minimum of audio and radio noise.

	Lg/In.	W/In.	Thk/In.
00-174-0446	.625	.375	6.000

STONE, ELECTRICAL CONTACT BRUSH SEATER

ALUMINUM OXIDE MILD ABRASIVE. Intended for finish-fitting of brushes to commutators and collector rings.

EXTRA-FINE

	Lg/In.	W/In.	Thk/In.
00-237-8701	.750	.500	4.750

MEDIUM

	Lg/In.	W/In.	Thk/In.
00-262-6623	.500	.500	4.750
00-262-6622	1.125	.625	4.750

STONE, SHARPENING

ABRASIVE STONES For sharpening edged tools and instruments.

ALUMINUM OXIDE ABRASIVE, OIL IMPREGNATED.

FINE, Unmounted, Flat.

	Lg/In.	W/In.	Thk/In.
00-242-2555*	4.000	.312	.156

* Half-round

FINE/COARSE, Unmounted.

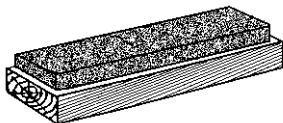
	Lg/In.	W/In.	Thk/In.
00-584-4580	6.000	2.000	1.000

MEDIUM. Round-edge slip. Unmounted.

	Lg/In.	W/In.	Thk/In.	Edge
00-198-8056	4-500	1.750	.375	.125
00-584-4520*	4-500	1.750	.375	.125

* Fine

SILICON-CARBIDE STONES, NON-OIL IMPREGNATED.



MEDIUM. Rectangular, mounted in box.

	Lg/In.	W/In.	Thk/In.
00-198-8040	8.000	2.000	1.000

Rectangular, Unmounted.

	Lg/In.	W/In.	Thk/In.
00-198-8057*	8.000	2.000	1.000
00-292-2314†	3.000	.750	.375
00-198-8046	6.000	.625	.312
00-116-9230‡	6.000	1.000	.375
01-017-1495†	6.000	1.000	.375
01-023-2225§	6.000	1.000	.375
00-198-8048†	6.000	2.000	1.000
00-198-8058†	8.000	2.000	1.000
00-161-9695**	8.000	2.000	1.000
00-198-8050‡	8.000	2.000	1.000

* Coarse
† Fine
‡ Ex-Fine/Cr
§ Medium
** Fine/Coarse

FINE. Round-edge slip, unmounted.

	Lg/In.	W/In.	Thk/In.	Edge
00-183-8179	4.500	2.125	.625	.312

NATURAL ABRASIVE (NO VACULITE) HARD (SLOW CUTTING) STONES. NON-OIL IMPREGNATED.

Rectangular, Mounted.

	Lg/In.	W/In.	Thk/In.
00-265-3126	8.000	2.000	1.000

Rectangular, Unmounted.

	Lg/In.	W/In.	Thk/In.
00-584-4486	3.000	1.000	.312

Knife-blade, Unmounted.

	Lg/In.	W/In.	Thk/In.
00-184-1374	3.500	.750	.187

Triangular, Unmounted.

	Lg/In.	W/In.	Thk/In.
00-184-1372	3.250	.250	.250

Round, Unmounted.

	Lg/In.	Dia/In.
00-198-8060	3.250	.250
01-352-4254	6.000	.375
01-023-2224*	6.000	.500
01-016-9973†	6.000	.500

* Medium grit
† Coarse grit

WHEEL, ABRASIVE

REINFORCED ABRASIVE WHEELS consisting of abrasive particles, nonwoven Nylon fibers and a resin binder.

ALUMINUM OXIDE STRAIGHT ABRASIVE WHEELS. For removing corrosion from metal and for use where fine finish plus stock removal is required.

Grit 100, FINE, 8000 RPM Maximum.

	O/D	Thk	Hole Dia
00-732-9978	3.000	.750	.250

Grit 280, Spec grade A, VERY FINE.

	O/D	Thk	Hole Dia
00-935-7869	2.000	.500	.250

CLASS 5350 ABRASIVE MATERIALS

NOTE: As non-plastic alternatives to plastic items currently in use are identified, information will be provided through shopping advisory messages and the Afloat Shopping Guide. To help you shop more "wisely", items recommended for shipboard use will be annotated with "NP" by the National Item Identification Number.

ABRASIVE CLOTH ASSORTMENT

72 sheets of cloth abrasive. 4.5 by 5.5 inches. 12 each of: numbers 120, 100, 80, 60, 40, and 30.

00-271-5950	Grit
00-187-6279	240
00-187-6281	150
00-187-6283	100
00-187-6284	80

CLOTH, ABRASIVE

ALUMINUM OXIDE glue bond abrasive cloth, titanium toughened closed coating. Generally intended for use in abrading metal of high tensile strength.

9 by 11 inches.

Drill cloth backing

	Grit
00-253-4393	60
00-246-0334*	36
* 25 sheets	

Jean cloth backing

	Grit
00-597-5798	320
00-246-0330	320
00-161-9715	240
00-192-9316*	220
00-192-5051	180
00-192-5050	150
00-192-5049	120
00-161-9066	100
00-192-5047	80
00-246-0333	50
00-246-0331*	40
* 50 sheets	

Drill cloth backing

1 inch wide by 150 feet long.

	Grit
00-187-6275	50

Jean cloth backing rolls

1 inch wide by 150 feet long.

	Grit
00-187-6268	240
00-187-6269	180
00-187-6270	150
00-187-6271	120
00-187-6272	100

1-1/2 inches wide by 150 feet long.

	Grit
00-187-6278	320

2 inches wide by 150 feet long.

	Grit
00-187-6289	320
00-187-6290	240
00-274-6209	220
00-187-6291	180
00-187-6292	150
00-187-6293	120
00-187-6294	100
00-187-6295	80

3 inches wide by 150 feet long.

	Grit
00-229-3092	320
00-229-3080	240
00-229-3095	180
00-229-3094	150
00-229-3097	120

CROCUS CLOTH. (Ferric Oxide and Quartz type). Not waterproof. Used to produce a high polish on metal surfaces.

Jean cloth backing sheets, closed coating.

9 by 11 inches.

00-221-0872 50 sheet pkg

2 inches wide by 150 feet long.

00-268-3116

EMERY CLOTH. Jean cloth backing sheets, closed coating, Not recommended for use with wood. General purpose abrasive for cleaning and polishing.

00-638-2756*	Extra Coarse
00-584-4660	Coarse
00-584-4654	Fine
00-584-4653	Medium
* 25 sheets per bundle	

SILICON CARBIDE, open mesh cloth with Rayon backing. Closed coating both sides with waterproof resin and lattices and abrasive grain. Used for abrading and smoothing wood, metal, cork, fiberglass, prime paint coats and most any other application where loading and filling presents a problem.

Sheets, 9 by 11 inches. Packed 25 sheets per bundle.

	Grit
00-174-0995	400
00-174-0997	320
00-174-1000	220
00-174-1001	180
00-865-5689	100

Sheets, 9 by 3-21/32. Packed 100 sheets per bundle.

	Grit
00-174-0986	400

GRAIN, ABRASIVE

SOFT ABRASIVE GRAINS. For use as an abrasive blasting material to clean carbon deposits from the air passages and turbine blades of operating turbojet engines.

Aluminum Oxide

		Grit
00-230-3251	—	120
00-619-8973	100 lb bag	36

Black Walnut Shell

	Grit
00-050-1094	50 lb bag

SPHERICAL GLASS BEADS to be used dry in pressure/suction type blasting equipment. Cleans, peens, finishes and polishes ferrous and nonferrous materials. 95 percent round. 50 pound bag.

Size

00-576-9634	13
00-110-2981	10
00-012-1869	8
00-950-9766	6
00-935-7698	3

LAPPING AND GRINDING COMPOUND

SILICON CARBIDE AND/OR ALUMINUM OXIDE. Grease mixed. Grit numbers 600, 500, 400 and 320 intended for finish lapping, polishing and fitting of parts. Grit numbers 220, 150 and 120 intended for valve grinding. 1 pound can.

Extra Fine

	Grit
00-193-1356	600

CLASS 5350

	Grit
00-193-1349	500
00-193-1348	400
00-193-1341	220
00-193-1340	150
00-193-7227	120

ARTIFICIAL SILICON CARBIDE AND/OR ALUMINUM OXIDE. Lapping and grinding compound. For Chromium-Cobalt hard faced valve seats and disks used in steam systems. Oil or greased-mixed. Packed 1 pound can.

Fine Grit

	Grit
00-576-1687	240

Coarse Grit

	Grit
00-576-1689	100

MAT, ABRASIVE

Nylon fiber, nonwoven, nonmetallic mats bonded together with waterproof Aluminum Oxide abrasives. For use by hand or with an oscillating sander for cleaning, scouring, development or new surface finishes, and preparing surfaces for painting or enameling. 9 by 11 by 1/4 inches thick.

	Size
00-967-5089	280 to 600
00-967-5093	180 to 140
00-967-5092	Medium

PAPER, ABRASIVE

ALUMINUM OXIDE

Paper, rope or wood fiber backing. Paper backing weight 90 pounds per ream. Metal working 9 by 3.667 inches.

	Grit
00-543-3600	80

EMERY

Used for metal working. 9 by 13-3/4 inches.

00-186-8854	4/0	Extra Fine
00-186-8855	3/0	Extra Fine
00-186-8856	2/0	Extra Fine

GARNET

Rope or wood fiber paper backing. 100 sheets per package.

Open Coating Sheets, 9 by 11 inches. Used chiefly for sanding by hand on finishing materials.

	Grade	Grit
00-193-7211	8/0	280
00-186-8818	7/0	240
00-186-8819	6/0	220
00-271-7930	5/0	180
00-221-0881	4/0	150
00-221-0882	3/0	120
00-186-8820	2/0	100
00-221-0883	1/0	80
00-221-0886	1G	50
00-221-0864	—	36

Closed Coating Sheets. 9 by 11 inches. Less Flexible. Used chiefly for hand and machine sanding on wood or other surfaces where greater pressures are used for stock removal.

	Grade	Grit
00-186-8821	4/0	150
00-161-9043	3/0	120
00-161-9044	2/0	100
00-221-0884	1/0	80
00-221-0885	1/2	60

SILICON-CARBIDE ABRASIVE SHEETS, coated on one surface. Waterproof paper backing. Used for sanding or finishing wood, metal, Plastic, paint, enamel, lacquer and other similar material. Water, oils, or special waxes may be used as a lubricant, 9 by 11 inches. Closed coating, 50 sheets per package.

48 pound backing

	Grade	Grit
00-224-7215	—	600
00-224-7216	—	500
00-224-7201	10/0	400
00-224-7202	—	360
00-224-7203	9/0	320
00-224-7205	8/0	280
00-224-7207	—	240
00-224-7209	—	220

80 pound backing

	Grade	Grit
00-721-8117	—	180
00-721-8116	—	150
00-721-8115	—	120
00-619-9166	2/0	100
00-619-9167	—	80
00-619-9168	—	60

PUMICE, TECHNICAL

Intended for polishing metal, Plastic hard Rubber parts, finishing glass, mirrors and furniture. Powder form, in 5 pound can.

00-195-2565 Grade FFF

ROUGE, ABRASIVE

WHITE ROUGE, STICK FORM. Natural or Synthetic Iron Oxides. For dental and general

use. Gives high polish to Gold and other precious metals. 2-1/2 inches long.

00-552-8000 2 oz

SAND, SANDBLAST

Siliceous grain sand containing a minimum of 95% Silicon Dioxide. Intended for use in the blast cleaning of castings and metal surfaces in the shop.

00-276-6126 100 lb bag

00-223-4365 100 lb bag

STEEL GRIT

Angular particles produced by crushing heat-treated Steel shot. Suitable for most stationary blast cleaning purposes. 100 pound carton.

Cast Steel

	Size
00-271-5986*	25
00-271-5988	50
* 50 pound box	

WOOL, METALLIC

CARBON STEEL fibers having uniform sharp cutting edges. Used as an abrasive for cleaning and polishing.

Class 00. Used for rubbing down final coat for cabinet work and smoothing automobile bodies for paint spraying.

00-240-2920	FINE	1 lb roll
00-242-4403	—	1 lb roll

Polishing and cleaning metal, finishing and receiving old painted surfaces and removing discoloration stain.

00-242-4405 1 lb roll

Preparation of surfaces for first coats, polishing sheet metals and machinery parts, and smoothing woodwork.

00-242-4404 1 lb roll

Floor maintenance, cleaning linoleum, scrubbing floors, cleaning machinery and tools, removing rust, preparing surfaces before painting or varnishing first coats and finished coats.

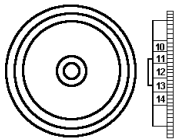
00-242-4406 1 lb roll

CLASS 5355 KNOBS AND POINTERS

NOTE: As non-plastic alternatives to plastic items currently in use are identified, information will be provided through shopping advisory messages and the Afloat Shopping Guide. To help you shop more "wisely", items recommended for shipboard use will be annotated with "NP" by the National Item Identification Number.

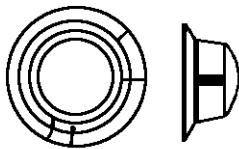
DIAL, CONTROL

DRUM SHAPE. Plastic knob, 1.750 inch outside diameter by .620 drum height. Press fit. Key style shaft accommodates .301 inch inside diameter nominal, by .550 inches deep. Nonlinear single scale marked 2 to 0 to 1 clockwise. 12 division quantity.



00-727-0557

ROUND WITH KNOB SHAPE. Aluminum Alloy 6061 knob, Plastic Acrylic dial, 1.250 inch outside diameter, knob portion diameter .750 inches, .830 inches high. With 2 cross recess set screws, 8-32 UNC threads. Accommodated round shaft .250 inch diameter nominal by .643 inches deep.



SPECIAL FEATURES; Marked EMERGENCY, NORMAL LOW, STANDBY, OFF, additional screw hole diameter .486 inches.

00-925-8249

ROUND WITH KNOB. PLASTIC. 1.015 inch outside diameter by .890 inch height. With 2 Hexagon socket setscrews. Counter bored shaft .250 inch diameter by .812 inch deep. Linear scale 90 to 10 CW direction with 10 divisions.

00-351-4581

ROUND WITH KNOB. Linear scale range 400 to 200 CW direction, with 21 divisions.

00-838-1766

SETSCREW MOUNTING. 2 hexagon socket screws. Accommodated RD shaft .250 inch inside diameter. Linear scale 11 to 1 CW direction, with 12 divisions.

00-721-8879_{NP}

DIAL-KNOB LOCK, ELECTRONIC COMPONENT


Plastic, with friction adjustment locking. Attached with threaded holes. Item accommodated maximum 1 inch diameter by 3/8 inch thick.



00-503-4264

KNOB

BAR SHAPE, straight pin type mounting (without pin). Pin hole diameter .203 inch. Copper 1.500 inches long by .562 inches wide by .500 inches thick. Smooth surface, natural color, without skirt or pointer. Fits round shaft of .270 inch diameter .375 inches deep.



00-219-7314_{NP}

CRES, Cadmium Plated, .562 inches wide by 1.624 inches by .562 inches thick. Smooth gripping surface. Accommodated square shaft .250 inches wide by .343 inches deep.

00-928-9325_{NP}

BALL SHAPE, setscrew mounting.



Plastic material without skirt, without pointer, smooth surface round shaft accommodated.

Gray. Thread size 10-32 UNF, 1.000 outside diameter.

00-838-2830

Plastic with smooth gripping surface. Accommodation Rectangular shaft, .627 inches inside length by .127 inches inside width. Secured with cross recess machine screw, 10-32 UNF threads. Black Knob.

	Dia
00-667-9155	1.000

BAR WITH SINGLE POINTER SHAPE. Setscrew mounting.



Plastic with Aluminum Alloy insert.

Aluminum Alloy material, painted Black. With smooth gripping surface. Has White line reference marking .251 inch inside diameter, Counter bored shaft accommodated.

	Lg	W	Thk
00-676-5008 _{NP}	1.313	.813	.782

Black with matte finish, single line marking. without skirt. With grip aid and two cross-recess setscrews. Accommodated shaft .250 inch diameter by .445 inch deep. Nondetachable pointer. Setscrews 4-40 UNC threads.

	Lg	W	Thk
00-842-3111	1.504	.716	.649

With grip aid. Integrally molded skirt 1.520 inch diameter. Black with White arrow 1.520 inches long. RD shaft accommodated. .252 inch diameter by .590 inches deep. Setscrew with 8-32 UNC.

	Lg	W	Thk
00-751-7597	1.515	.700	.800

With grip aid. Integrally flared skirt 1.520 inch diameter, nondetachable. Accommodated .250 inch diameter shaft flatted (1) side, and secured with 2 hexagon socket setscrews with 8-32 UNC threads. Opaque lusterless Black with White arrow and line.

	Lg	W	Thk
00-839-9448	1.720	.710	.815

Accommodated RD shaft .253 inch inside diameter by .500 inches deep. Secured by 2 hexagon socket setscrews with 6-32 UNC threads. Nondetachable ring skirt .609 inch diameter. Nondetachable pointer 1.469 inches overall length. Black lusterless knob with White reference line.

	Lg	W	Thk
00-160-5910	1.469	.750	.656

CLASS 5355

Accommodated RD counterbore shaft with .253 inch inside diameter and .470 inch counterbore by .266 inches deep. With .590 inch overall deepness. Secured with 2 hexagon socket setscrews 8-32 UNC threads. Nondetachable flared skirt with 1.520 inches outside diameter. Nondetachable pointer with 1.870 inches overall length. Black lusterless knob with line reference mark.

	Lg	W	Thk
00-985-6888	1.870	.710	.815

Accommodated RD shaft with .251 inch diameter, 8 .656 inch overall depth. Nondetachable skirt with 1.125 inch outside diameter. Nondetachable pointer with 1.812 inch overall length. Black color with White single line reference marking.

	Lg	W	Thk
00-667-9183	1.812	.530	.843

Plastic Black knob with White reference line. Round shaft: .250 inch inside diameter, overall depth .500. Non detachable skirt, non detachable pointer 1.250 inches long. 2- 8-32 UNC set screw holes. Slot screw drive.

	Lg	W	Thk
00-341-2477	1.250	.750	.625

BAR WITH DOUBLE POINTER SHAPE

Aluminum, with smooth gripping surface, without skirt or pointer. Natural color shaft accommodation.

.221 inch diameter by .375 inches deep. Set screw size 4-40 UNC.

	Lg	W	Thk
00-219-7321 _{NP}	1.500	.562	.500

Plastic with Copper insert and grip aid. With out skirt. Black matte with indicator line. With 2 hexagon socket 4-40 UNC setscrews, accommodated a counterbore shaft .250 inch inside diameter, .380 counterbore diameter by .160 inches deep .620 overall depth.

	Lg	W
01-010-2224	.750	.750

Plastic with Copper insert. Without skirt or pointer. Gray with White line, RD shaft accommodated .126 inch diameter by .380 inches deep. 1 setscrew 4-40 UNC, Grip aid circle with bar marking.

	Lg	W
00-237-8192	.500	.440

CROWN SHAPE



PLASTIC with Copper insert and smooth surface. Without skirt or pointer. With 2 hexagon socket setscrew.

4-40 UNC thread. Accommodated RD counterbore shaft with .128 inch inside diameter 8.620 inches overall depth and .310 inch counterbore diameter by .100 inches deep. Gray lusterless color.

	Lg	W
01-119-5955	.660	.750

FLUTED FOILS



6 FLUTES. Aluminum Alloy material with a hole attachment method. Grip aid included.

	Lg	W
01-297-3878	3.187	3.000

6 FLUTES. Cast Iron overall. Glossy Yellow enamel color. Smooth gripping surface attached with .312 inch diameter pin. Accommodating .750 inch diameter by .812 inch deep shank .719 inches long by 1.250 inches in diameter.

	Lg	W
00-073-2629 _{NP}	2.750	1.219

8 FLUTES. Plastic with Copper insert, with flared nondetachable skirt 1.500 inch outside diameter. Grip aid surface. Accommodating .251-.255 inch diameter by .562 inch deep shaft. Attached with 2 hexagon socket 8-32 UNC setscrews. Black overall with reference line marking.

	Lg	W
00-584-5884	1.438	.875

12 FLUTES. Material unknown with grip aid. Shaft accommodated counterbore .190 inch inside diameter, counterbore .270 inch diameter by .062 inches deep. .375 inches overall depth attached with 2 setscrews.

	Lg	W
00-528-5129	.500	.440

12 FLUTES. Plastic with Copper insert with grip aid. Accommodated shaft, flatted (1) side. .253 inch diameter by .562 inches deep. Straight shank, .938 inch length by .094 inch diameter. Attached with (1) 8-32 UNC threaded hexagon socket setscrew. Gray matte finish.

	Lg	W
00-836-9268	.844	1.000

12 FLUTES. Plastic with Copper insert with grip aid. Accommodated RD, flatted shaft (1) side. .253 inch inside diameter by .468 inch depth. Nondetachable flared skirt. Straight shank, .094 inch long by .562 inch diameter. Attached with setscrew 8-32 UNC thread. Black matte luster, with single line reference marking.

	Lg	W
00-883-4609	.625	.719

18 FLUTES. Plastic with grip aid, and flared nondetachable skirt .706 inch outside.

Accommodated .1910 inch diameter shaft. Attached with (2) 5-40 UNC setscrews. Shaft counterbore. Pointer .796 inches long overall. Gray knob with reference line.

	Lg	W
00-508-2208	.706	.790

Plastic with Copper or Aluminum insert, without skirt. Matte finish with grip aid. RD shaft accommodated .127 inch diameter by .405 inches deep. Requires 2 No. 4-40 UNC setscrews.

	Lg	W	Thk
00-990-3173	.750	.510	.510

Plastic with Aluminum insert, without skirt. With grip aid and shaft .253 inch inside diameter and .640 inch diameter by .114 inch deep counterbore, overall .520 inches deep. Nondetachable pointer. Opaque Black lusterless finish. Requires 2 No. 8-32 UNC threaded hexagon socket set screws.

	Lg	W	Thk
00-582-3804	1.350	.910	.790

Plastic with Copper insert, with detachable skirt .900 inch diameter. Black with smooth surface. Reference mark slot in skirt, without pointer. RD shaft accommodated .127 inch diameter by .560 inches deep. Requires (2) No. 4-40 UNC setscrews.

	Lg	W	Thk
00-013-8646	.750	.505	.655

STEPPED SKIRT

Plastic with Aluminum Alloy insert. Grip aid. Black color with matte surface luster. Accommodated RD counterbore shaft .252 inch diameter. Nondetachable pointer.

	Lg	W	Thk
00-556-0145	1.045	.715	.782
00-559-8943	1.355	.910	1.110

Plastic with Aluminum Alloy insert. Grip aid. Black color with matte surface luster. Accommodated RD counterbore shaft .300 inch diameter.

	Lg	W	Thk
00-917-7957	.755	.510	.655
00-959-3161	.755	.510	.655
00-616-9604	1.050	.710	.610

Plastic, with Aluminum Alloy insert, grip aid surface. Gray lusterless color with Dot reference marking. Accommodated RD, counterbore hole shaft .485 inch minimum diameter by .026 inches deep. Shaft inside diameter: .253 by overall depth .405.

	Lg	W	Thk
00-020-3511	1.045	.710	.610

Plastic with Aluminum insert and grip aid. Accommodated RD, flatted (1) side .253 inch inside diameter by .568 inches deep. Nondetachable stepped skirt 1.000 inch in diameter. Nondetachable pointer 1.045 inch overall length. Requires (2) No. 4-40 UNC

threaded hexagon socket setscrews. Black lusterless knob. SPECIAL FEATURES CB shaft .485 inch diameter by .188 inches deep.

	Lg	W	Thk
00-881-0722	1.045	.710	.777

ROUND SHAPE



PRESS-FIT MOUNTING. Black Rubber, without pointer or skirt. Shaft accommodation .096 inch diameter by .180 deep smooth gripping surface.

	OD	Thk
00-793-0003	.219	.236

PUSH-ON MOUNTING

Plastic overall, with Gray matte finish. With smooth grip. Accommodation RD shaft .075 inch diameter by .260 inches deep.

	OD	Thk
00-438-9479	.227	.300

PIN MOUNTING

Steel composition 1020 material having a Phosphate Manganese surface treatment with matte luster. Accommodated RD shaft .250 inch diameter by .375 inches deep. Attached with straight pin, .063 inch pin hole diameter. Knob comes without pin. Has grip aid surface.

	OD	Thk
01-031-8197 _{NP}	.375	.500

Aluminum Alloy material with smooth gripping surface. Accommodated RD shaft .087 inch diameter by .204 inches deep. Attachment is straight pin. Item does not have pin, pin hole diameter .079 inches.

	OD	Thk
00-005-1027 _{NP}	.236	.236

SCREW-ON MOUNTING

Plastic with Black matte finish and Copper insert. with grip aid. Accommodated RD shaft .138 inch diameter by .250 inch depth. With No. 6-32 UNC receptacle threads.

	OD	Thk
00-519-3120	.750	.625

Black, Anodized Aluminum Alloy. Straight shank style. Diameter .500 by long .343. With grip aid, without skirt or pointer. Round shaft accommodated .352 diameter by .562 deep. 6-40 UNC thread size.

	OD	Thk
00-043-0302 _{NP}	.750	.750

Aluminum Alloy, Chromate finish. Grip aid. Accommodated .128 inch inside diameter by .625 inch depth RD shaft. Requires 2 hexagon sockets No. 2-56 UNC threaded setscrews.

	OD	Thk
00-771-4271 _{NP}	.515	.750

Aluminum Alloy, anodized, with Black matte finish. Grip aid. Accommodated .251 inch inside diameter by .500 inch depth RD shaft. Requires setscrew.

	OD	Thk
00-833-3608 _{NP}	1.500	.625

Plastic, with Copper insert. Black matte finish, slotted on top. Grip aid. RD shaft accommodated .125 inches by .187 inches deep. Attached with (2) hexagon sockets No. 4-40 UNC threaded setscrews.

	OD	Thk
00-067-3659	.750	.750

Plastic, with Copper insert. Grip aid. Accommodated .253 inch inside diameter by .500 inch depth RD shaft. Requires (2) hexagon heads No. 8-32 UNC threaded setscrews.

	OD	Thk
00-140-8122	.620	.660

Plastic, with Gray matte finish. Grip aid. Accommodated .253 inch inside diameter by .531 inch depth RD shaft. Requires (2) hexagon sockets No. 4-40 UNC threaded setscrews.

	OD	Thk
01-027-6495	.718	.531

SCREW MOUNTING WITH NONDETACHABLE SKIRT

Ring Style Skirt (SD=Skirt Diameter)

Plastic, with Aluminum insert, and Gray matte finish. Grip aid. Accommodated .127 inch inside diameter by .560 inch depth RD shaft. Requires (2) hexagon sockets No. 4-40 UNC threaded setscrews.

	OD	Thk	SD
00-082-8231	.630	.630	.380

Plastic, with Copper insert. Lusterless Black color with White reference line market. Accommodated .131 inch inside diameter by .380 inch depth RD shaft. Requires (2) cross recess No. 4-40 UNC threaded setscrews. Grip aid.

	OD	Thk	SD
00-432-4836	.500	.500	.750

Plastic material with grip aid surface. Gray color with detail reference marking. SPECIAL FEATURES are knob face measurements 1.28 to 5.12 MHZ AND 5 TO 640 KHZ. Nondetachable flared skirt. Nondetachable pointer .437 inches long. Attached with (2) hexagon socket setscrews.

	OD	Thk	SD
01-075-4629	.500	.593	1.562

Plastic material with Copper Alloy insert, grip aid surface. Black color knob with matte luster. Dot

and line reference marking. Accommodated RD shaft .250 inch diameter by .562 inch depth. Attached with (1) hexagon socket 8-32 UNC threaded setscrew.

	OD	Thk	SD
00-518-1850	1.000	.750	1.500

SETSCREW MOUNTING. NONDETACHABLE SKIRT, WITH COUNTERBORE, WITH GRIP AID, WITHOUT SHANK.

Plastic, Gray matte with dot reference mark. CB .375 inch diameter by .146 inch depth. Overall .279 inch diameter by .531 inch depth. Requires (1) hexagon socket No. 5-40 UNC threaded setscrew.

	OD	Thk	SD
00-419-4045	.385	.531	.500

Plastic, with Aluminum Alloy insert. Gray matte finish with arrow reference mark, illuminated. CB .300 inch diameter by .060 inch depth. Overall .129 inch inside diameter by .560 inch depth. Requires (2) hexagon socket No. 4-40 UNC threaded setscrews.

	OD	Thk	SD
01-018-0749*	.510	.640	.900

* Smooth grip

Plastic, with Aluminum Alloy insert. Black lusterless finish, with slot reference mark. CB .300 inch diameter by .177 inch depth. Overall .129 inch inside diameter by .560 inch depth. Requires (2) hexagon socket No. 4-40 UNC threaded setscrews.

	OD	Thk	SD
00-853-9693	.510	.655	.900

Plastic, with Aluminum Alloy insert. Black lusterless finish, with arrow reference mark. CB .300 inch diameter by .177 inch depth. Overall .254 inch diameter by .560 inch depth. Requires (2) hexagon socket No. 4-40 UNC threaded setscrews.

	OD	Thk	SD
00-838-6978	.510	.655	.900

Plastic, with Aluminum Alloy insert. Black lusterless with White arrow reference mark. CB .485 inch diameter by .188 inch depth. Overall .254 inch diameter by .665 inch depth. Requires (2) hexagon socket No. 4-40 UNC threaded setscrews.

	OD	Thk	SD
00-762-1493	.710	.690	1.150

Plastic, with Aluminum Alloy insert. Black lusterless finish with White arrow reference mark. CB .485 inch diameter by .188 inch depth. Overall .254 inch diameter by .568 inch depth setscrews. Requires (2) hexagon socket No. 4-40 UNC threaded setscrews. Skirt diameter 1.150.

	OD	Thk
00-989-4269	.710	.782
00-680-1357	.710	.782

CLASS 5355

Plastic, with Aluminum Alloy insert. Black lusterless finish with White arrow reference mark. CB .640 inch diameter by .320 inch depth. Overall .254 inch diameter by .730 inch depth. Requires (2) hexagon socket No. 8-32 UNC threaded setscrews.

	OD	Thk	SD
00-619-3835	.910	1.010	1.525
00-579-6390	.910	1.010	1.525

Plastic, with aluminum Alloy insert. Black lusterless finish with White arrow reference mark. CB .750 inch diameter by .250 inch depth. Overall .254 inch diameter by .605 inch depth. Requires (2) hexagon socket No. 8-32 UNC threaded setscrews.

	OD	Thk
00-579-1210	1.260	.850

Plastic, with Aluminum Alloy insert. Black lusterless finish. CB .300 inch diameter by .177 inch depth. Overall .129 inch diameter by .560 inch depth. Requires (2) hexagon socket No. 4-40 UNC threaded setscrews.

	OD	Thk	SD
00-813-2078*	.510	.655	.460
00-762-1489†	.510	.655	.460

* Without dot reference mark
† With White dot reference mark

Plastic, with Aluminum Alloy insert. Black lusterless finish. CB .485 inch diameter by .188 inch depth. Overall .129 inch diameter by .568 inch depth. Requires (2) hexagon socket No. 4-40 UNC threaded setscrews.

	OD	Thk
00-685-4688	.710	.782

Plastic, with Aluminum Alloy insert. Black lusterless finish. CB .485 inch diameter by .188 inch depth. Overall .254 inch diameter by .568 inch depth. Requires (2) hexagon socket No. 4-40 UNC threaded setscrews.

	OD	Thk	SD
00-556-0151	.710	.782	.680

With White Dot Reference Mark.

	OD	Thk	SD
00-994-3435	.710	.782	.680

Plastic, with Aluminum Alloy insert. Black lusterless finish. CB .640 inch diameter by .320 inch depth. Overall .254 inch diameter by .730 inch depth. Requires (2) hexagon socket No. 8-32 UNC threaded setscrews.

	OD	Thk	SD
00-616-7669	.910	1.010	.845

Plastic, with Aluminum Alloy insert. Black lusterless finish. CB .750 inch diameter by .250 inch depth. Overall .254 inch diameter by .605 inch depth. Requires (2) hexagon socket No. 8-32 UNC threaded setscrews.

	OD	Thk	SD
00-687-2917	1.260	.850	1.185

Plastic with Copper Alloy insert, grip aid surface.

Nondetachable flared skirt. Gray color knob with lusterless finish. Arrow reference marking. Accommodated RD shaft. CB .485 inch diameter by .188 inch depth. Overall diameter .128 inches by .568 inches deep. Attached with (2) hexagon socket 4-40 UNC threaded setscrews.

	OD	Thk	SD
01-050-5043	.710	.782	1.150

Plastic with Aluminum Alloy insert, grip aid surface. Nondetachable flared skirt. Black lusterless color with White lusterless arrow reference marking. Opaque material transparency. Accommodated RD, flatted, (1) side shaft with a counterbore shaft hole .485 inches in diameter by .188 inches deep. Overall .128 inch diameter by .568 inch depth by .110 inches wide. Attached with (2) hexagon socket No. 4-40 UNC threaded setscrews.

	OD	Thk	SD
00-482-4498	.710	.782	1.150

Plastic with Aluminum Alloy insert, grip aid surface. Nondetachable flared skirt. Black lusterless color with White lusterless arrow reference marking. Opaque transparency material. Accommodated RD, flatted (1) side shaft with a counterbore hole .485 inch diameter by .188 inch depth. Overall .253 inch diameter by .568 inch depth by .225 inches wide. Attached with (2) hexagon socket No. 4-40 UNC threaded setscrews.

	OD	Thk	SD
00-059-5438	.710	.782	1.150

SETSCREW MOUNTING. WITH COUNTERBORE, WITH GRIP AID, WITHOUT SKIRT, WITHOUT SHANK.

Plastic, with Aluminum Alloy insert. Colors shown below. (lusterless finish). CB .435 inch diameter by .026 inch depth. Overall .129 inch diameter by .405 inch depth. Outside diameter .510, Overall thickness .510.

	Color
00-850-9799	Black
00-057-7794	Black W/White Dot
00-945-4534	Gray W/Dot

Plastic, with Aluminum Alloy insert. Gray, with line reference mark. CB .485 inch diameter by .026 inch depth. Overall .269 inch diameter by .275 inch depth. With (2) hexagon socket No. 4-40 UNC threaded setscrews. SPECIAL FEATURE: Top counterbore .600 inch diameter by .105 inch depth.

	OD	Thk	SD
01-053-8958	.700	.380	—

Plastic, with Aluminum Alloy insert. CB .485 inch diameter by .026 inch depth. Overall .129 inch diameter by .405 inch depth. With (2) hexagon socket No. 4-40 UNC threaded setscrews. Outside diameter .710, overall thickness .510.

00-958-9986 Black W/Dot

Plastic, with Aluminum Alloy insert. CB .485 inch diameter by .026 inch depth. Overall .254 inch diameter by .405 inch depth. With (2) hexagon socket No. 4-40 UNC threaded setscrews.

Outside diameter .710, overall thickness .610.

00-543-0789	Black
00-965-4891	Black W/Dot

Plastic, with Aluminum insert. Black lusterless finish CB .640 inch diameter by .114 inch depth. Overall .254 inch diameter by .520 inch depth. With (2) hexagon socket No. 8-32 UNC threaded setscrews. Outside diameter .910, overall thickness .790.

00-619-4668

Plastic, with Aluminum Alloy insert. Black lusterless finish, with Red lusterless tactile part of knob. CB .640 inch diameter by .114 inch depth. Overall .254 inch diameter by .520 inch depth with (2) hexagon socket No. 8-32 UNC thread setscrews. SPECIAL FEATURE: Tactile form 4-GAIN.

	OD	Thk
00-667-9826	.910	1.156

SETSCREW MOUNTING. WITH COUNTERBORE AND GRIP AID. WITHOUT SKIRT OR SHANK.

Plastic, with Copper Alloy insert, grip aid surface. Black and Gray lusterless color with White illuminated reference index line. Accommodated RD, flatted (1) side counterbore shaft hole .380 inch diameter by .030 inches deep. Overall .253 inch diameter by .440 inches deep by .223 inches wide. Attached with (2) hexagon socket No. 8-32 UNC threaded setscrews.

	OD	Thk
01-104-4957	1.000	.440

Plastic, with Aluminum Alloy insert, grip aid surface. Gray lusterless color. Accommodated RD, counterbore hole shaft: .640 inch diameter by .114 inches deep. Attached with (2) hexagon socket No. 8-32 UNC threaded setscrews.

	OD	Thk
01-073-7408	.910	.655

Plastic, with Aluminum Alloy insert, grip aid surface. Black lusterless color, opaque material transparency. Accommodated RD, counterbore hole shaft .750 inch diameter by .114 inches deep. Overall .253 inch diameter by .520 inches deep. Attached with (2) hexagon socket No. 8-32 UNC threaded setscrews.

	OD	Thk
00-685-3799	1.760	.850

SETSCREW MOUNTING, WITH NONDETACHABLE SKIRT, WITH SHANK, WITH GRIP AID, WITHOUT COUNTERBORE. (SD = Shank Diameter Inches).

Plastic, with Aluminum Alloy insert. Black lusterless finish. With White tactile part of knob. Accommodated .254 inch diameter by .730 inches long shaft. With straight shank .235 inches long by .845 inch diameter with (2) hexagon socket No. 8-32 UNC threaded setscrews. SPECIAL FEATURE: With Tactile Form-Dimmer.

CLASS 5355

	OD	Thk	SD
00-667-5522	.910	1.375	.64

SETSCREW MOUNTING, WITHOUT COUNTERBORE, WITHOUT SKIRT, WITH SHANK.

Copper Alloy material, Black with lacquer finish. Straight shank .002 inches long by .007 inches in diameter grip aid surface. Accommodated RD shaft .002 inch diameter by .006 inches deep. Attached with (2) cross recess No. 2-56 UNC threaded setscrews.

	OD	Thk
00-817-7593 _{NP}	.011	.013

THREADED STUD MOUNTING

Enamelized CRES, Black color, without skirt or pointer, with grip aid. Reference marking CW Arrow lock, CCW Arrow release. Stud size thread 9/16 by 18UNF, 3/4 inches long.

	OD	Thk
00-921-3845 _{NP}	2.500	1.469

Opaque transparency material. Black color. Grip aid surface. Accommodated concave shank. Attached with 3/8-16 UNC threaded stud.

	OD	Thk
01-139-1268	1.750	.750

UNTHREADED STUD

UNTHREADED COUNTERBORE HOLE, WITH SKIRT AND SHANK.

Steel, with Phosphate surface treatment and matte luster finish. Arrow reference marking. Nondetachable stepped skirt. Attached with unthreaded counterbore and stepped hole. Nondetachable pointer .275 inches long. Accommodated flattened (1) side shaft .164 inch diameter by .749 inches deep by .139 inches wide. Has grip aid surface. Shank dimension .308 inch diameter.

	OD	Thk	Skirt/D
00-731-2737 _{NP}	.792	.749	.725

ROUND WITH BAR LEVER SHAPE



Plastic, with Copper insert. Black, with White reference mark. Smooth grip, without pointer, with skirt .625 inch diameter RD shaft accommodated .252 inch diameter by .422 inches deep. Requires (2) No. 4-40 UNC setscrew.

	OD	Thk
00-644-1485	.687	.852

Plastic Polycarbonate material with Copper Alloy insert. Grip aid surface condition. Black lusterless color with White arrow reference

marking. Opaque transparency material. Accommodated flattened, (1) side shaft, .250 inch, diameter by .640 inches deep by .223 inches wide. Counterbore shaft hole .650 inch diameter by .140 inches deep. Attached with (1) hexagon socket No. 6-32 UNC threaded setscrew.

	OD	Thk
01-162-5765	1.250	.719

ROUND WITH BAR LEVER SHAPE. Setscrew type mounting.



Plastic, with Copper insert. Grip aid. RD shaft accommodated .250 inch diameter by .500 inches deep. Without pointer or skirt. With (2) hexagon socket No. 4-40 UNC threaded setscrews.

	W	Lg	Thk
01-067-7086	.625	1.000	.625

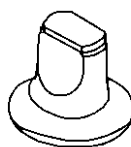
Plastic, with Aluminum Alloy insert. Black lusterless color with White single line reference marking.

Smooth gripping surface. Accommodated a flattened, (1) side shaft .253 inch diameter by .500 inches deep by .223 inches wide. A straight shank .813 inch diameter by .094 inches long. Attached with 1 cross recess type 1, 8-32 UNC threaded setscrew.

	W	Lg	Thk
00-995-6357	.875	1.062	.688

ROUND WITH CONCAVE TOP SHAPE

Setscrew type mounting.



Plastic, with Aluminum Alloy insert. Gray matte finish. Grip aid. RD shaft accommodated .253 inch diameter by .405 inches deep. With (2) hexagon socket No. 4-40 UNC threaded setscrews.

	OD	Thk
00-044-4190	.730	.956

ROUND WITH CRANK SHAPE. Setscrew mounting.



Plastic material with Aluminum Alloy insert, grip aid and integrally molded skirt. Without pointer.

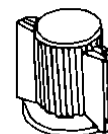
Black color .250 inch RD counterbore shaft accommodated.

	OD	Thk
00-584-4247	1.840	1.350

Plastic, with Aluminum Alloy inset. With grip aid and skirt. Black with Gray spinner. Counterbore shaft accommodated .685 inch diameter by .320 inches deep overall .253 inch diameter by .740 inches deep without pointer. Requires (2) No. 8-32 UNC setscrews.

	W	O/A Thk
00-275-2950	2.563	1.940

ROUND WITH DOUBLE FIN LEVER SHAPE



Plastic, with Aluminum Alloy insert. Color lusterless Black, with White line reference mark. Grip aid. CB .485 inch diameter by .026 inches deep. Overall .253 inch diameter by .405 inches deep with (2) hexagon socket No. 4-40 UNC threaded setscrews. Without skirt.

	W	Thk
00-324-6971	1.150	.610

Plastic, with Aluminum Alloy insert. Black lusterless finish, with White line reference mark. Grip aid. CB .485 inch diameter by .188 inches deep. Overall .253 inch diameter by .568 inches deep. With nondetachable flared skirt 1.150 inch diameter with (2) hexagon socket No. 4-40 UNC threaded setscrews.

	W	Thk
00-211-8469	1.150	.782

Plastic, with Aluminum Alloy insert. Black color, line reference marking. Grip aid. Counterbore .485 inch diameter by .026 inches deep. RD shaft, flattened, (1) side .253 inch diameter by .405 inches deep by .224 inches wide. Attached with (2) hexagon socket No. 4-40 UNC threaded setscrews.

	W	Thk
01-056-3267	1.150	.610

16 FLUTES. Plastic, with Copper insert. Black lusterless finish, with line reference mark. Grip aid. RD shaft accommodated .128 inch diameter by .620 inches deep. CB .380 inch diameter by .150 inches deep. With (2) hexagon socket No. 4-40 UNC threaded setscrews.

	OD	Thk
00-562-3113	.750	.750

ROUND WITH SINGLE POINTED BAR FACE SHAPE. Setscrew type mounting (unless noted otherwise).

CLASS 5355



Aluminum Alloy, anodized, with painted groove. Smooth grip. RD shaft accommodated .193 inch diameter by .356 inches deep. With nondetachable pointer 1.060 inches long. Distance to pointer end .700 inches.

	OD	Thk
00-889-3424 _{NP} *	.720	.470

* Press fit

Plastic, with Copper insert. Black matte finish with line reference mark. Smooth grip. RD flattened (1) side shaft accommodated .253 inch diameter by .500 inches deep. Nondetachable Gray matte finish, flared skirt 1.250 inch diameter. Nondetachable pointer .875 inches long. Distance to pointer end .625 inches wide (1) hexagon socket No. 8-32 UNC threaded setscrew.

	OD	Thk
00-833-9185	.875	.687

Plastic, with Copper insert. Natural color with matte finish. Smooth grip. RD shaft, accommodated .250 inch diameter by .500 inches long. Nondetachable stepped type skirt 1.250 inch diameter. Non detachable pointer 1.280 inches long. Distance to end of pointer .630 inches. With (1) slot type No. 8-32 UNC threaded setscrew.

	OD	Thk
00-814-4342	1.250	.562

Plastic, with Copper insert. Gray lusterless finish with White arrow reference mark. Smooth grip. RD flattened (1) side shaft accommodated .253 inch diameter by .531 inches deep. on detachable pointer 1.250 inches long. Distance to pointer end .750 inches wide (1) hexagon socket No. 8-32 UNC threaded setscrew.

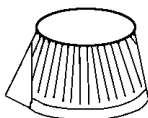
	W	Thk
00-579-2896	1.266	.719

ROUND WITH SINGLE POINTED BAR FACE SHAPE

Plastic, with Copper insert. Gray lusterless finish with White arrow reference mark. Smooth grip. Accommodated RD shaft, flattened (1) side .253 inch diameter by .594 inches deep. Nondetachable ring type skirt .719 inch diameter. Nondetachable pointer 1.500 inches long. Attached with (1) hexagon socket No. 8-32 UNC threaded setscrew.

	OD	Thk
00-538-7331	1.500	.844

ROUND WITH SINGLE POINTER SHAPE. Setscrew type mounting. Width, outside diameter and length shown.



Plastic, with Copper insert. Color unknown. Grip aid. RD shaft accommodated .125 inch diameter by .500 inches long. With nondetachable pointer. With (2) hexagon socket No. 4-40 UNC threaded setscrews.

	W	OD	Lg
01-061-7482	.620	—	.640

Plastic, with Copper insert. Black top, clear sides and pointer, matte finish. Smooth grip. Nondetachable pointer. RD shaft accommodated .253 inch diameter by .480 inches long. With (2) hexagon socket No. 4-40 UNC threaded setscrews.

	W	OD	Lg
00-113-6274	1.250	1.150	.670

Plastic, with Copper insert. Gray color knob with line reference marking. Lusterless finish. Grip aid. Nondetachable ring skirt. Attached with (2) cross recess type. 1 setscrew.



	W	OD	Thk
00-240-1186	.630	.560	.620

RD Plastic with clear color having a .037 inch long by 45 degree angle machine tool beveled edge. Any acceptable attachment method.

	Dia	Thk
01-122-6138	3.500	.090

POINTER, DIAL

1 HOLE MOUNTING

TEAR DROP SHAPE



Plastic, with clear material transparency.

	W	Lg	Hole Dia
00-846-8978	1.500	4.750	.516

WINDOW DIAL

ROUND SHAPE. Transparent glass. Designed to be placed directly over a dial or scale to protect it from foreign matter furnished without frame.



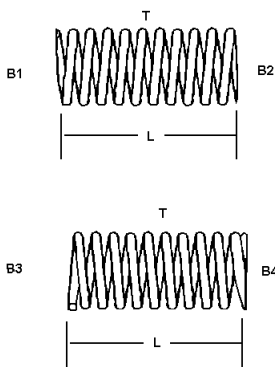
	Dia	Thk
00-667-9365 _{NP}	5.796	.094
00-667-9366 _{NP}	8.312	.094

CLASS 5360 COIL, FLAT, LEAF AND WIRE SPRINGS

NOTE: As non-plastic alternatives to plastic items currently in use are identified, information will be provided through shopping advisory messages and the Afloat Shopping Guide. To help you shop more "wisely", items recommended for shipboard use will be annotated with "NP" by the National Item Identification Number.

SPRING, HELICAL, COMPRESSION

CYLINDRICAL COMPRESSION SPRINGS. Open-coiled round stock wound in left-hand, right-hand, AND left-hand OR RA (any acceptable) helixes. Both ends identical, except as noted.



BRASS

.250 inch inside diameter, .500 inches long, .018 inches thick, B2 style ends, 10 right-hand coils, .448 pounds at .395 inch compression.

00-527-2436

.390 inch inside diameter, 1.00 inches long, .032 inches thick, B2 style ends, 6 right-hand coils, 1 pound at .656 inch compression.

00-292-1123

COPPER ALLOY

.750 inch inside diameter, 2.250 inches long, .094 inches thick, B1 style ends, 10 right-hand coils, 14 pounds at 1.625 inch compression.

00-292-1129

.181 inch inside diameter, .240 inches long, .040 inches thick, B4 style ends, 4 any acceptable coils, 11 pounds at .172 inch compression.

00-314-7079

NICKEL COPPER ALLOY

.156 inch inside diameter, .563 inches long, .035 inches thick, B4 style ends, 8 right-hand coils, 2.5 to 4.0 pounds at .454 inch compression.

00-919-8177

NICKEL-COPPER-ALUMINUM ALLOY

.428 inch inside diameter, .973 inches long, .072 inches thick, B4 style ends, 8 left-hand coils, 15 pounds at .062 inch compression.

00-759-0562

1.526 inch inside diameter, 5.015 inches long, .184 inches thick, B4 style ends, 12 left-hand coils, 57 pounds at 3.07 inch compression.

00-759-0564

PHOSPHOR BRONZE

.589 inch inside diameter, 2.00 inches long, .036 inches thick, B4 style ends, 11 any acceptable coils, .6 pounds at 1 inch compression.

00-470-1956

1.313 inch inside diameter, 3.813 inches long, .220 inches thick, B4 style ends, 9.5 any acceptable coils, 60 pounds at 3.00 inch compression.

00-551-7507

STEEL

.065 inch inside diameter, .593 inches long, .018 inches thick, B4 style ends, 14.5 left-hand coils, 2.5 pounds at .400 inch compression.

00-501-3194

.068 inch inside diameter, 1.200 inches long, .032 inches thick, B1 style ends, 25 any acceptable coils, 18 pounds at .900 inch compression.

00-608-5060

.088 inch inside diameter, .560 inches long, .016 inches thick, B4 style ends, 12 right-hand coils, 1.837 pounds at .333 inch compression.

00-899-9721

.088 inch inside diameter, .718 inches long, .031 inches thick, B1 style ends, 12 any acceptable coils, 13 pounds at .470 inch compression.

00-501-3516

.091 inch inside diameter, .268 inches long, .032 inches thick, B4 style ends, 6.5 any acceptable coils, 5.25 pounds at .240 inch compression.

00-597-1197

.091 inch inside diameter, .740 inches long, .026 inches thick, B1 style ends, 13 right-hand coils, 5.7 pounds at .550 inch compression.

00-501-3217

.124 inch inside diameter, .840 inches long, .028 inches thick, B1 style ends, 11 any acceptable coils, Support load rating 3.4 to 4.8 pounds at .672 inch compression.

00-209-9691

.125 inch inside diameter, .281 inches long, .078 inches thick, B2 style ends, 11 left-hand coils, 6 pounds at .406 inch compression.

00-291-5129

.126 inch inside diameter, .588 inches long, .062 inches thick, B4 style ends, 7.25 left-hand coils.

01-061-2939

.136 inch inside diameter, .500 inches long, .012 inches thick, B2 style ends, 12 any acceptable coils, 4 ounces at .312 inch compression.

00-308-8909

.138 inch inside diameter, .420 inches long, .016 inches thick, B2 style ends, 8 coils.

00-252-8446

.140 inch inside diameter, .294 inches long, .024 inches thick, B4 style ends, 7 any acceptable coils, 24 ounces at .219 inch compression.

00-308-8897

.143 inch inside diameter, .295 inches long, .020 inches thick, B2 style ends, 7.5 coils, 10 to 12 ounces at .218 inch compression.

00-308-8913

.150 inch inside diameter, 1.700 inches long, .026 inches thick, B4 style ends, 40 coils, 1 pound at 1.36 inch compression.

00-501-3204

.167 inch inside diameter, .263 inches long, .018 inches thick, B4 style ends, 5 coils, .581 pounds at .141 inch compression.

00-200-4445

CLASS 5360

.173 inch inside diameter, 1.010 inches long, .035 inches thick, B4 style ends, 14 any acceptable coils, 3.5 pounds at .810 inch compression.

00-933-0753

.175 inch inside diameter, .560 inches long, .033 inches thick, B1 style ends. 6.5 coils, 8.1 to 11.3 pounds at .256 inch compression.

00-209-8720

.176 inch inside diameter, 2.156 inches long, .045 inches thick, B4 style ends, 21.5 left-hand coils, 22 pounds at 1.312 inch compression.

00-501-3208

.178 inch inside diameter, 1.063 inches long, .020 inches thick, B1 style ends, 23 coils, 765 pounds at .50 inch compression.

00-209-9533

.184 inch inside diameter, .480 inches long, .078 inches thick, B4 style ends, 5.25 right-hand coils, 40 pounds at .436 inch compression.

00-986-7304

.184 inch inside diameter, 3.470 inches long, .063 inches thick, B2 style ends, 22 right-hand coils, 6 pounds at 2.390 inch compression.

00-608-5061

.190 inch inside diameter, .500 inches long, .030 inches thick, B1 style ends, 6.5 any acceptable coils, 6.5 pounds at .230 inch compression.

00-420-5980

.194 inch inside diameter, .500 inches long, .020 inches thick, B4 style ends, 6 right-hand coils, 6 ounces at .406 inch compression.

00-376-1137

.200 inch inside diameter, 1.226 inches long, .050 inches thick, B4 style ends, 13 any acceptable coils, 1.5 pounds at .900 inch compression.

01-103-7575

.206 inch inside diameter, 1.00 inches long, .022 inches thick, B4 style ends. any acceptable coils, 2 pounds at .459 inch compression.

00-699-9925

.222 inch inside diameter, 1.00 inches long, .045 inches thick, B2 style ends. 8 right-hand coils, 11 to 15 pounds at .562 inch compression.

00-291-4278

.238 inch inside diameter, 1.378 inches long, .035 inches thick, B4 style ends, 19.5 right-hand coils, 3 pounds at .809 inch compression.

00-201-1684

.254 inch inside diameter, .830 inches long, .043 inches thick, B4 style ends, 9 coils.

00-818-0282

.272 inch inside diameter, .490 inches long, .042 inches thick B4 style ends. 6 any acceptable coils. Support load rating 3.5 pounds at .375 inch compression.

00-572-0817

.285 inch inside diameter, .575 inches long, .045 inches thick, B4 style ends, 7.5 any acceptable coils, 4.1 pounds at .438 inch compression.

00-291-1144

.291 inch inside diameter, 1.140 inches long, .140 inches thick, B4 style ends. 6.75 any acceptable coils, 152 to 170 pounds at 1.048 inch compression.

00-343-7835

.315 inch inside diameter, .600 inches long, .053 inches thick, B4 style ends, 6.5 coils, 11 pounds at .406 inch compression.

00-366-3386

.316 inch inside diameter, 1.00 inches long, .060 inches thick, 12.75 coils, 14.36 pounds at .844 inch compression.

00-200-9596

.338 inch inside diameter, 6.55 inches long, .043 inches thick, B3 style ends, 30 left-hand coils, 8 pounds at 3.72 inch compression.

00-501-3200

.342 inch inside diameter, 2.423 inches long, .063 inches thick B4 style ends. 20.5 any acceptable coils, 13.8 pounds at 1.656 inch compression.

00-527-2322

.375 inch inside diameter, .734 inches long, .055 inches thick, B4 style ends, 3.7 right-hand coils, 15 pounds at .375 inch compression.

00-292-4407

.381 inch inside diameter, .442 inches long, .020 inches thick, B2 style ends, 5 coils, .3 pounds at .20 inch compression.

00-316-3573

.399 inch inside diameter, 2.00 inches long, .081 inches thick, B4 style ends. 10 right-hand coils, 22 pounds at 1.531 inch compression.

00-291-7587

.400 inch inside diameter, 1.125 inches long, .055 inches thick, B4 style ends. 8 left-hand coils,

2.6 pounds at 1.015 inch compression.

00-292-4139

.409 inch inside diameter, 1.125 inches long, .092 inches thick, B4 style ends. 7 right-hand coils, 30 pounds at 1 inch compression.

00-597-1914

.418 inch inside diameter, 1.250 inches long, .042 inches thick, B1 style ends, 7.5 right-hand coils, 3 pounds at .767 inch compression.

00-200-2355

.428 inch inside diameter, 1.656 inches long, .067 inches thick, B4 style ends. 11 any acceptable coils, Support load rating 16.5 pounds at .938 inch compression.

00-829-5543

.437 inch inside diameter, 1.250 inches long, .89 inches thick, B4 style ends, 8 left-hand coils, 43.75 pounds at .75 inch compression.

00-687-3454

.445 inch inside diameter, .840 inches long, .035 inches thick, B4 style ends, 5.5 any acceptable coils, .75 pounds at .660 inch compression.

00-833-6516

.480 inch inside diameter, 2.125 inches long, .135 inches thick, B4 style ends, 11 coils, 65 pounds at 1.84 inch compression.

00-432-3846

.510 inch inside diameter, .880 inches long, .082 inches thick, B4 style ends, any acceptable coils 18 pounds at .594 inch compression.

00-291-4281

.517 inch inside diameter, 2.500 inches long, .054 inches thick, B4 style ends, 14 right-hand coils, 40 pounds at 1.75 inch compression.

00-253-7245

.532 inch inside diameter, 1.875 inches long, .093 inches thick, B4 style ends, 9 coils, 36.8 pounds at 1.330 inch compression.

00-316-4242

.533 inch inside diameter, 2.090 inches long, .135 inches thick, B4 style ends. 10.25 right-hand coils.

00-236-3149

.550 inch inside diameter, 2.620 inches long, .192 inches thick, B4 style ends, 10.5 right-hand coils, 12 pounds at 2.140 inch compression.

00-689-8264

.599 inch inside diameter, 2.00 inches long, .047

CLASS 5360

inches thick, B4 style ends, 11.5 coils, 3.85 pounds at .60 inch compression.	01-183-4373	.283 inches thick, B4 style ends, 6.2 right-hand coils.
00-366-3375	.840 inch inside diameter, 3.5 inches long, .115 inches thick, B4 style ends. 13 any acceptable coils, Spring deflection rate 32 pounds/inch.	01-045-9992
.590 inch inside diameter, 2.656 inches long, .162 inches thick, B4 style ends, 11.5 right-hand coils, 60 pounds at 2.44 inch compression.	00-680-3381	1.216 inch inside diameter, 3.750 inches long, .343 inches thick, B4 style ends, 8 right-hand coils. Spring deflection rate 806 pounds/inch.
00-252-8444	.905 inch inside diameter, 2.457 inches long, .168 inches thick, Spring has 1.268 inch bore diameter to work over .900 inch outside diameter. Ground end. 7 right-hand coils.	00-664-3287
.593 inch inside diameter, 1.00 inches long, .062 inches thick, B4 style ends. 6 right-hand coils, 19 to 21 pounds at .812 inch compression.	00-781-4861	1.268 inch inside diameter, 11.812 inches long, .125 inches thick, B4 style ends. 25.5 left-hand coils, 40 pounds at 4.750 inch compression.
00-217-9600	.906 inch inside diameter 2.266 inches long, .225 inches thick, B4 style ends. 6.5 any acceptable coils, Spring deflection rate 495 pounds/inch.	00-291-5126
.594 inch inside diameter, .812 inches long, .175 inches thick, B4 style ends. 4 left-hand coils, Square stock. 320 pounds at .718 inch compression.	00-627-5666	1.375 inch inside diameter, 1.750 inches long, .187 inches thick, B4 style ends. 5 right-hand coils, 30 pounds at 2.125 inch compression.
00-292-1126	.910 inch inside diameter, 2.687 inches long, .170 inches thick, B4 style ends. 9 any acceptable coils, Spring deflection rate 130 pounds/inch.	00-290-9102
.640 inch inside IL diameter, 1.812 inches long, .085 inches thick, B4 style ends, 7.5 right-hand coils, 12.6 pounds at .734 inch compression.	00-854-9868	1.890 inch inside diameter, 3.596 inches long, .283 inches thick, B4 style ends, 5 coils, 215 to 245 pounds at 2.281 inch compression.
00-200-4635	.938 inch inside diameter, .781 inches long, .121 inches thick, B4 style ends, 3.5 coils.	00-761-4134
.652 inch inside diameter, 1.950 inches long, .148 inches thick, B4 style ends, 8.8 right-hand coils, 5 pounds at 1.397 inch compression.	01-147-6778	2.375 to 2.437 inch inside diameter, 5.625 to 5.875 inches long, .468 inches thick, B4 style ends. 7 any acceptable coils, 1460 pounds compressed Spring deflection rate 545 pounds/inch.
00-878-8214	.980 inch inside diameter, 2.250 inches long, .162 inches thick, B4 style ends. 7 any acceptable coils, 140 pounds at 1.312 inch compression.	00-764-2865
.684 inch inside diameter, .875 inches long, .041 inches thick, B2 style ends, 5 coils, 1.5 pounds at .375 inch compression.	00-218-6374	2.531 inch inside diameter, 1.500 inches long, .156 inch thick, B4 style ends, 4 left-hand coils, 12.2 pounds at .953 inch compression.
01-147-9889	1.020 inch inside diameter, 4.063 inches long, .190 inches thick, B4 style ends. Springs deflection rate 52 pounds/inch.	01-091-1004
.734 inch inside diameter, 5.00 inches long, .148 inches thick, B4 style ends, 21.5 coils, 125 pounds at 3.5 inch compression.	00-503-5894	STEEL, BLACK JAPANNED
00-664-2992	1.09 inch inside diameter, 2.375 inches long, .135 inches thick, B4 style ends. 5.5 left-hand coils, Spring deflection rate 38 pounds/inch.	1.500 inch inside diameter, .906 inches long, .156 inches thick, B4 style ends. 4 left-hand coils, Support load rating 35 pounds at .688 inch compression.
.744 inch inside IL diameter, 1.504 inches long, .14 2 inches thick, B4 style ends, 7 any acceptable coils, 80 pounds at 1.028 inch compression.	00-291-1229	00-292-4140
00-792-9771	1.100 inch inside diameter, 6.824 inches long, .207 inches thick, B4 style ends. 19 coils, 170 pounds at 4.25 inch compression.	STEEL, CADMIUM PLATED
.777 inch inside diameter, 2.375 inches long, .177 inches thick, B4 style ends, 8.75 right-hand coils, 44 pounds at 2.187 inch compression.	00-366-3367	.122 inch inside diameter, .812 inches long, .029 inches thick, B4 style ends, any acceptable coils, 9.5 pounds at .375 inch compression.
00-664-4216	1.109 inch inside diameter, 1.411 inches long, .244 inches thick, B4 style ends, 6.5 coils.	01-132-8924
.792 inch inside diameter, 7.625 inches long, .135 inches thick, B4 style ends. 28 left-hand coils, 68 to 78 pounds at 4.344 inch compression.	00-408-3231	.156 inch inside diameter, 1.00 inches long, .032 inches thick, B4 style ends, any acceptable coils, 23 pounds at 1.00 inch compression.
00-417-1683	1.120-1.135 inch inside diameter, 1.780 inches long, .156 inches thick, B4 style ends. 7.5 left-hand coils, 98.3-105.3 pounds at 1.322 inches.	00-198-8198
.813 inch inside IL diameter, 3.240 inches long, .063 inches thick, B4 style ends, 11 coils, 9.1 pounds at .694 inch compression.	00-906-6279	.161 inch inside diameter, .690 inches long, .051 inches thick, B4 style ends. 8.5 right-hand coils, Support load rating 27 pounds at .510 inch compression.
	1.120 inch inside diameter, 2.620 inches long,	00-584-2359

CLASS 5360

.228 inch inside diameter, 0.281 inches long, .050 inches thick, B4 style ends. 2.5 any acceptable coils.

00-201-0272

.293 inch inside diameter, .641 inches long, .041 inches thick, B4 style ends, 7 left-hand coils, 5.7 pounds at .375 inch compression.

00-200-4767

.311 inch inside diameter, 2.625 inches long, .032 inches thick, B4 style ends. 27 left-hand coils, Spring deflection rate 1.5 pounds/inch.

00-936-5989

.317 inch inside diameter, 1.102 inches long, .125 inches thick, B4 style ends. 7 any acceptable coils, Support load rating 56.5 to 60.5 pounds at 1.030 inch compression.

00-297-6698

.369 to .398 inch inside diameter, 1.375 inches long, . to .032 inches thick, B3 style ends. 10 any acceptable coils, 1.9 pounds at .575 inch compression.

01-057-9175

.442 inch inside diameter, 1.185 inches long, .162 inches thick, B4 style ends. 6.5 any acceptable coils, Support load rating 127.5 pounds at 1.062 inch compression.

00-200-9642

.528 inch inside diameter, 1.767 inches long, .047 inches thick, B4 style ends, 13 coils, 2 pounds at 1.187 inch compression.

00-568-9620

.562 inch inside diameter, 2.063 inches long, .283 inches thick, B1 style ends. 6-1/8 any acceptable coils.

00-446-3377

.687 inch inside diameter, 1.688 inches long, .125 inches thick, B4 style ends, 8.25 right-hand coils, 25 pounds at 1.438 inch compression.

00-291-7607

.906 inch inside diameter, 2.125 inches long, .130 inches thick, B4 style ends. 8 left-hand coils, Spring deflection rate 38.7 pounds/inch.

00-291-1231

1.251 inch inside diameter, 4.00 inches long, .312 inches thick, B4 style ends, 9.25 right-hand coils, 129 pounds at 3.75 inch compression.

00-291-7582

1.631 inch inside diameter, 5.188 inches long, .307 inches thick, B4 style ends, 8 right-hand coils.

00-343-8376

1.750 inch inside diameter, 8.000 inches long, .281 inches thick, B1 style ends. 12 right-hand coils. Support load rating 111 pounds/inch.

00-291-2503

2.500 inch inside diameter, .703 inches long, .500 inches thick, B4 style ends. 8.5 any acceptable coils, Spring deflection rate 532 pounds/inch.

00-505-3923

STEEL, CHROMATE FINISH

.791 to .805 inch inside diameter, 1.530 inches long, .110 inches thick, B4 style ends. 8.5 right-hand coils, 52.5 pounds at 1.072 inch compression.

00-906-6261

STEEL, CORROSION-RESISTING

.156 inch inside diameter, .313 inches long, .014 inches thick, B4 style ends. 9 any acceptable active coils, .50 pounds at .3 inch compression.

00-576-2823

.199 inch inside diameter, .437 inches long, .025 inches thick, B3 style ends any acceptable right-hand coils, 4.50 ounces at 26/64 inch compression.

00-308-9091

.220 inch inside diameter, .512 inches long, .072 inches thick, B4 style ends, 5.5 right-hand coils, 63.5 pounds at .378 inch compression.

00-446-6292

.250 inch inside diameter, .875 inches long, .062 inches thick, B4 style ends. any acceptable coils, 1.6 pounds at .806 inch compression.

00-972-9894

.371 inch inside diameter, .719 inches long, .057 inches thick, B4 style ends. 7 right-hand coils, support load rating 2.6 pounds at .625 inches and 70 pounds at .5 inch compression.

00-209-7720

.399 inch inside diameter, .954 inches long, .035 inches thick, B4 style ends. 8.80 any acceptable coils, 1.39 pounds at .563 inch compression.

00-894-4489

.400 inch inside IL diameter, 1.188 inches long, .080 inches thick, B4 style ends. 7 left-hand coils, 40 pounds at .043 inch compression.

00-874-7171

.465 inch inside diameter, 1.765 inches long, .090 inches thick, B4 style ends. 11 any

acceptable coils, 26.2 to 31.2 pounds at 1.228 inch compression.

00-788-1378

.562 inch inside IL diameter, 2.063 inches long, .078 inches thick, B4 style ends. 11 coils, 30 pounds at 1.063 inch compression.

01-080-8978

.592 inch inside diameter, 1.188 inches long, .060 inches thick, B4 style ends. 6.75 any acceptable coils, Support load rating 6 pounds at .688 inch compression.

01-080-8977

2.313 inch inside diameter, 4.375 inches long, .188 inches thick, B4 style ends. 10 any acceptable coils, 22 pounds at 2.875 inch compression.

00-619-3664

2.750 inch inside diameter, 10.250 inches long, .162 inches thick, B4 style ends. 11 any acceptable coils, 26 pounds at 4 inch compression.

00-619-0150

4.188 inch inside diameter, 6.375 inches long, .313 inches thick, B4 style ends. 9.75 any acceptable coils, 116 pounds at 3.312 inch compression.

00-616-5432

STEEL, NICKEL PLATED

.240 inch inside diameter, .581 inches long, .085 inches thick, B4 style ends. 3.750 left-hand coils, Spring deflection rate 520 pounds/inch.

00-291-7114

.281 inch inside diameter, .688 inches long, .061 inches thick, B4 style ends. 4.75 left-hand coils, Spring deflection rate 70 pounds/inch.

00-291-1225

.640 inch inside diameter, 2.063 inches long, .207 inches thick, B4 style ends. 5.5 left-hand coils, spring deflection rate 858 pounds/inch.

00-291-1227

.796 inch inside diameter, 1.750 inches long, .100 inches thick, B4 style ends. 6.5 left-hand coils, Spring deflection rate 21.2 pounds/inch.

00-291-1226

.884 inch inside diameter, 2.875 inches long, .1205 inches thick, B4 style ends. 10.5 right-hand coils, Spring deflection rate 33.4 pounds/inch.

00-527-2199

.9375 inch inside diameter, 1.875 inches long, .100 inches thick, B4 style ends. 6.5 right-hand coils, spring deflection rate 23.2 pounds/inch.

00-291-7113

1.188 to 1.250 inch inside diameter, 3.875 inches long, .307 inches thick, B1 style ends. 7 right-hand coils, Spring deflection rate 540 pounds/inch.

00-664-3619

STEEL, PASSIVATED, CORROSION RESISTANT

.050 inch inside diameter, .394 inches long, .020 inches thick, B4 style ends, 13.5 left-hand coils, 4 pounds at .322 inch compression.

00-794-0506

.076 inch inside diameter, .810 inches long, .022 inches thick, B4 style ends, 20 right-hand coils, 3.73 pounds at .475 inch compression.

00-943-8154

.088 inch inside diameter, .250 inches long, .016 inches thick, B4 style ends, 4.5 right-hand coils, 1.53 pounds at .155 inch compression.

00-946-4683

.091 inch inside diameter, .230 inches long, .008 inches thick, B4 style ends, 10 coils, .025 pounds at .178 inch compression.

00-948-5034

.156 inch inside diameter, .880 inches long, .042 inches thick, B4 style ends. 10 any acceptable coils, 11.99 pounds at .504 inch compression.

00-455-6922

.190 inch inside diameter, .515 inches long, .020 inches thick, B1 style ends. 12 any acceptable coils, Support load rating .305 pounds at .372 inch compressed length. Spring deflection rate 2.150 pounds/inch.

00-619-0285

.210 inch inside diameter, 1.500 inches long, .045 inches thick, B4 style ends, any acceptable coils, 11.8 pounds at 2.00 inch compression.

00-575-5423

.217 to .257 inch inside diameter, 1.171 inches long, .062 inches thick, B4 style ends. 11 any acceptable coils, 18 to 22 pounds at .937 inch compression.

00-841-9014

.250 inch inside diameter, 1.250 inches long, .025 inches thick, B4 style ends. 15-1/2 any acceptable coils, 1.210 pounds at .540 inch compressed length. Spring deflection rate 1.710 pounds/inch.

00-690-5474

.276 inch inside diameter, 1.00 inches long, .042 inches thick, B4 style ends. 6-3/4 right-hand coils, 8.33 pounds at .534 inch compressed length. Spring deflection rate 17.9 pounds/inch.

00-974-6632

.284 inch inside diameter, 1.250 inches long, .038 inches thick, B4 style ends. 8 right-hand active coils, 7.631 pounds at .598 inch compression.

00-770-4949

.399 to .409 inch inside diameter, 1.175 inches long, .033 inches thick, B4 style ends. 6.30 any acceptable coils, 3.26 pounds at .454 inch compression.

00-817-6295

.405 inch inside diameter, 1.01 inches long, .102 inch thick, B4 style ends, 6 coils, 92.5 pounds at .785 inch compression.

01-017-7014

.456 inch inside diameter, 2.250 inches long, .072 inches thick, B4 style ends, any acceptable coils, 25 pounds at 1.256 inch compression.

01-110-8136

.515 inch inside diameter, .750 inches long, .052 inches thick, B4 style ends, 5 pounds at .330 inch compression.

00-759-0563

.516 inch inside diameter, 1.940 inches long, .062 inches thick, B4 style ends. 14 coils, 3 pounds at 1.562 inch compression.

00-899-7050

2.750 inch inside diameter, 5.750 inches long, .250 inches thick, B4 style ends, 9 coils, 77.5 pounds at 2.750 inch compression.

00-827-4095

STEEL, PLASTIC COATED

1.122 inch inside diameter, 3.824 inches long, .201 inch thick, B4 style ends. 9 any acceptable coils, 164.5 pounds at 1.933 inch compression.

00-598-7148

1.312 inch inside diameter, 5.172 inches long, .192 inches thick, B4 style ends. 11 any acceptable coils, 166 pounds at 2.570 inch compression.

00-962-2728

1.476 inch inside diameter, 3.955 inches long, .250 inches thick, B4 style ends, 7.5 coils, 325 pounds at 2.3 inch compression.

00-598-7147

STEEL, STAINLESS

.1934 inch inside diameter, .813 inches long, .0253 inches thick, B2 style ends. 11 any acceptable coils, 1.5 pounds at .500 inch compression.

00-265-3667

.199 inch inside diameter, .500 inches long, .020 inches thick, B2 style ends, 7 coils, 15.4 ounces at .25 inch compression.

00-265-3671

1.554 inch inside diameter, 3.210 inches long, .192 inches thick, B4 style ends. 7 right-hand coils, 120 pounds at 1.420 inch compression.

00-216-9015

TAPERED COMPRESSION SPRINGS

Open-coils lengthened round stock wound in left-hand, right-hand, and left-hand or right-hand (any acceptable) helixes. Both ends identical except as noted.



STEEL

.245 inch inside diameter, .762 inches long, .035 inches thick, B4 style ends, 7 coils, 2.3 pounds at .435 inch compression.

00-532-1898

.875 inch inside diameter, 2.438 inches long, .085 inches thick, B4 style ends. 16 any acceptable coils, Spring deflection rate 2 pounds/inch.

00-527-1405

1.125 inch inside diameter, 2.221 inches long, .135 inches thick, B4 style ends. 8 any acceptable coils.

00-314-7089

STEEL, CORROSION RESISTING

.188 inch inside diameter, .406 inches long, .183 inches thick, B4 style ends. 5 left-hand rectangular shaped coils, Support load rating. 1.322 pounds at 9/32 inch compression.

00-307-8538

.580 inch inside diameter, .615 inches long, .045 inches thick, B2 style ends. 3 right-hand coils, 2 pounds at .340 inch compression.

00-584-2358

STEEL, PLASTIC COATED

CLASS 5360

1.820 inch inside diameter, 7.550 inches long, .387 inches thick, B4 style ends. 10 any acceptable coils, Support load rating 643 pounds at 4.13 inch compression.

00-598-7151

2.250 inch inside diameter, 7.875 inches long .313 inches thick, B4 style ends. 12 any acceptable coils, .381 pounds at 3.875 inch compression.

00-598-7149

2.580 inch inside diameter, 11.060 inches long, .437 inches thick, B4 style ends. 10 any acceptable coils, 880 pounds at 4.87 inch compressed length. Spring deflection rate 142 pounds/inch.

00-664-3629

2.226 inch inside diameter, 5.780 inches long, .375 inches thick, B4 style ends, 8 coils, 950 pounds at 3.28 inch compression.

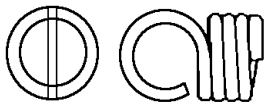
00-598-7150

3.062 inch inside diameter, 14.69 inches long, .437 inches thick, B4 style ends, 11 coils, 780 pounds at 5.06 inch compression.

00-803-5536

SPRING, HELICAL, EXTENSION

CYLINDRICAL EXTENSION SPRINGS. Close-coils lengthened round stock wound in left-hand, right-hand and left-hand or right-hand (any acceptable) helixes. Dimensions, relative position of hooks and other data noted below. IL length-hook to hook free IL length.



NI-CH-IR ALLOY

.172 inch outside diameter, 8.854 inch inside length. Hooks at 180 degree and centered. any acceptable coils, 8.922 inches long.

00-343-8378

STEEL

.094 inch outside diameter, .562 inch inside length, .009 inches thick, Hooks centered and parallel. 45 right-hand coils, .406 inches long.

00-664-2149

.094 inch outside diameter, .601 inch inside length, .012 inches thick, Hooks centered and parallel. 32 right-hand coils, .437 inches long.

00-664-2145

.125 inch outside diameter, .563 inch inside length, .018 inches thick, Loops centered and parallel, 17 right-hand coils, .313 inches long.

00-664-2139

.234 inch outside diameter, 112.50 inch inside length, .041 inches thick, Loops at 90 degree and centered, 294 coils, 5 pounds at 2.60 inches extended.

00-318-9298

STEEL, CADMIUM PLATED

.250 inch outside diameter, 11.250 inch inside length, .037 inches thick, D17 style ends centered an parallel, any acceptable coils, 12.7 pounds per inch.

01-144-9036

STEEL, CORROSION-RESISTING

0380 inch outside diameter, 1.065 inch inside length, .031 inches thick, Hooks at 90 degrees and centered any acceptable coils, .542 inches

long. Closed coils initial tension rating .800 pounds. Support load rating 2 pounds 5 ounces at 1.875 inch extended length.

00-801-3001

STEEL, PASSIVATED

.350 inch outside diameter, 3.000 inch inside length, .035 inches thick, Full loops both ends centered. 70 any acceptable coils, 2.450 inches long. Closed coils length initial tension rating 2.9 pounds. Support load rating 3.5 pounds at 3.450 inches extended length. Spring deflection rate 1.010 pounds/inch.

00-894-1035

.485 inch outside diameter, 2.250 inch inside length, .063 inches thick, D17 style ends, loops centered and parallel, 35 coils, 6 pounds at 3.80 inches extended.

01-017-1436

.750 inch outside diameter, 1.500 inch inside length, .097 inches thick, Hooks at 180 degrees and centered. 10-1/2 any acceptable coils, support load rating 35 pounds at 2.375 inches extended length. Spring deflection rate 40 pounds/inch.

00-972-8816

STEEL, ZINC COATED

.750 inch outside diameter, 1.375 inch inside length, .625 inches thick, Loops centered and parallel. 11 right-hand coils, .750 inches long. Spring deflection rate 7.5 pounds/inch.

00-298-6134

.250 inch outside diameter, 5.061 inch inside length, .032 inches thick, Loops centered and parallel, 160 right-hand coils, 5.135 inches.

00-515-0662

CLASS 5365 BUSHINGS, RINGS, SHIMS, AND SPACERS

NOTE: As non-plastic alternatives to plastic items currently in use are identified, information will be provided through shopping advisory messages and the Afloat Shopping Guide. To help you shop more "wisely", items recommended for shipboard use will be annotated with "NP" by the National Item Identification Number.

BUSHING BLANK

Copper Alloy. Overall length .312 inch. Body outside diameter 2.500 inches. Outside flange diameter 3.000 inches with a .125 inch flange width. Square corners.

	Body Dia	O/A Lg	Hole Dia	Flange Dia
00-663-2125	.615	2.375	.562	.869
00-598-5416	.740	2.250	.625	1.084
00-141-6943	.927	2.125	.750	1.314

00-246-3092

Non Spec Item

BUSHING, MACHINE THREAD

HEXAGON WRENCHING SURFACE

Brass

	Body Dia	O/A Lg	Hole Dia	Flange Dia
00-903-7123	.375	.406	.125	.500
00-910-5288	.590	.500	.375	1.062
00-598-5323	.750	1.063	.375	1.250
00-598-6605	.750	1.125	.375	1.250
00-851-3066	1.125	1.062	.750	1.250

5/8-27 UNS-3A

Round

	O/A Lg	Thd Lg	Hole Dia
00-293-7971	.531	.344	.391



1-1/4-12 UNF-3A

	O/A Lg	Thd Lg	Hole Dia
00-618-8579	.813	.563	.750

KNURLED WRENCHING SURFACE

Steel

	Body Dia	O/A Lg	Hole Dia
00-828-8526	.427	2.000	.312
00-598-5394	.531	2.000	.438
00-598-5287	.740	2.000	.541
00-927-2972	.927	2.000	.750
00-644-0392	1.240	2.000	.938

1-9/16-18 UNEF-2A

	O/A Lg	Thd Lg	Hole Dia
00-073-4109	1.000	.420	1.150

Non Spec Item

SLOTTED WRENCHING SURFACE

Steel, Passivated

	Body Dia	O/A Lg	Hole Dia
00-543-4470*	.270	.938	.080
00-768-7737†	.281	1.000	.083
00-342-4330	.391	.150	.257
00-598-5389	.453	.531	.320
00-685-0030	.750	.656	.406
01-023-9467	.812	.375	.562
00-598-5365	1.000	.500	.672
00-010-8423	1.115	.375	.740
00-655-8141	2.625	1.260	1.938

1/4-20 UNF-3A

	O/A Lg	Thd Lg	Hole Dia
01-180-8853	.562	.225	.188

* Split design
 † White

BUSHING, NONMETALLIC

RUBBER, SYNTHETIC

Round Beveled

Round Flanged

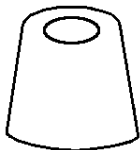


	Body Dia	O/A Lg	Hole Dia	Flange Dia
00-598-5282	.302	2.750	.220	.505
00-820-4535	.427	2.625	.312	.619
00-141-6944	.552	2.500	.437	.744

	Body Dia	O/A Lg	Hole Dia
00-598-5322	.344	.688	.125

Round Tapered

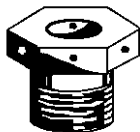
CLASS 5365



	Body Dia Max	Body Dia Min	O/A Lg	Hole Dia
00-445-8617	2.500	2.375	.500	2.000

PLUG, MACHINE THREAD

Anodized Aluminum Alloy plug. With 45 degree seat angle and a .062 inch diameter bleeder hole.



Lockwire holes.

	Thd Size	O/A Lg
00-006-8202	3/8-24 UNF-3A	.594
00-287-0093	7/16-20 UNF-3A	.625
00-124-3042	1/2-20 UNF-3A	.656
00-845-3502	9/16-18 UNF-3A	.719
00-080-1846	3/4-16 UNF-3A	.844

Without lockwire holes.

	Thd Size	O/A Lg
00-287-0094	7/16-20 UNF-3A	.625
00-287-0092	1/2-20 UNF-3A	.625
00-287-0101	3/4-16 UNF-3A	.781

Steel, Cadmium Plated.

With bleeder hole and 6 lockwire holes.

	Thd Size	O/A Lg
00-684-7471	7/16-20 UNF-3A	.625

With bleeder hole.

	Thd Size	O/A Lg
01-020-5369*	9/16-18 UNF-3A	.719
00-287-0103†	9/16-18 UNF-3A	.719

* Steel Passivated

† Without lockwire holes

Without bleeder hole.

	Thd Size	O/A Lg
00-289-3019	7/16-20 UNF-3A	.640
00-289-3070*	3/4-16 UNF-3A	.730

* Anodized Aluminum Alloy

With bleeder hole.

	Thd Size	O/A Lg
00-805-1403	7/16-20 UNF-3A	.656
01-146-0564*	7/16-20 UNF-3A	.656
00-050-5661	1/2-20 UNF-3A	.656

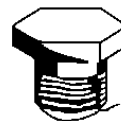
* Steel Passivated

Steel CRES, Passivated.

With lockwire holes.

	Thd Size	O/A Lg
00-805-6646	7/8-14 UNF-3A	.781

Steel, Cadmium Plated, Flared Tube.

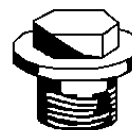


45 Deg Seat

	Thd Size	O/A Lg
01-041-4367*	7/16-20 UNF-3A	.719
00-289-0431	9/16-18 UNF-3A	.812

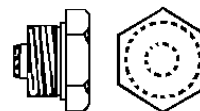
* With lockwire holes.

Copper Alloy, Hexagon Head Extended Washer.



	Thd Size	O/A Lg
00-203-0292	7/8-16 UN-3A	1.450

Steel, Hexagon Head.



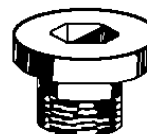
	Thd Size	O/A Lg
00-142-2684	5/8-18 UNF-3A	1.094

Aluminum Alloy, Round Head Square Drive.



	Thd Size	O/A Lg
00-289-1820	1-5/8-12 UN-2A	.875

Steel, Round Head Hexagon Drive.



	Thd Size	O/A Lg
00-609-6771	1/4-28 UNF-3A	.375

Steel, Passivated.

	Thd Size	O/A Lg
00-349-1908	10-32 UNF-3A	.343
00-607-8537	5/16-24 UNF-3A	.375

Steel, Zinc and Chromate

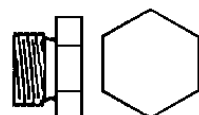
	Thd Size	O/A Lg
00-816-1145	5/16-24 UNF-2A	.375
00-816-1146	3/8-24 UNF-2A	.375
00-816-1148	7/16-20 UNF-2A	.453
00-816-1149	1/2-20 UNF-2A	.453
00-816-1155	3/4-16-UNF-2A	.344
00-816-1152	3/4-16 UNF-2A	.484
00-816-1156	7/8-14 UNF-2A	.625
00-816-1158	1-3/16-12 UN-2A	.750

Steel, Round Slotted



	Thd Size	O/A Lg
00-142-1775	3/8-16 UNC-3A	.375
00-336-5557	1-1/8-12 UNF-2A	.711

Copper Alloy, Hexagon Head



	Thd Size	O/A Lg
00-177-3754	1/2-14 UNS-1A	.609
00-119-4750	3/4-16 UNF-2A	.938

Nickel, Chromium Plated

	Thd Size	O/A Lg
01-098-4490*	1/2-13 UNC-2A	.469

* SPCC HX Quality Control Item

Nickel Alloy

	Thd Size	O/A Lg
00-994-1630*	9/16-18 UNF-2B	.687

* With bleeder hole and lockwire hole.

Steel

	Thd Size	O/A Lg
01-046-1135	5/16-24 UNF-2A	.531
00-908-6541	7/16-20 UNF-2A	.670
01-026-5236	1/2-20 UNF-2A	.670
01-018-9064	3/4-16 NPT-2A	1.015

Steel, Passivated

	Thd Size	O/A Lg
00-965-1158*	7/16-20 UNF-3A	.660
00-611-0906*	9/16-24 UNEF-2A	.666

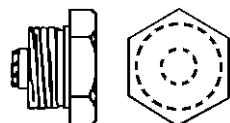
* With 6 lockwire holes.

Steel, Silver Plated

	Thd Size	O/A Lg
00-913-1265*	1/2-20 UNF-3A	.540

* With 1 lockwire hole.

Aluminum, Round Slotted Head



	Thd Size	O/A Lg
00-898-0146	1-1/4-18 UNEF-2A	.641

Steel, CRES

	Thd Size	O/A Lg
00-843-1523*	No. 10-32 UNF-3A	.364
01-096-5143†	3/4-10 UNC-2A	.641

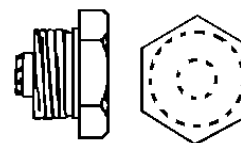
* Silver Plated, with lockwire holes.

† SPCC HX Quality Control Item

Copper Alloy

	Thd Size	O/A Lg
00-336-5565	1/2-20 UNF-2A	1.688

Steel, Phosphate Treated

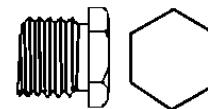


	Thd Size	O/A Lg
01-209-3590*	3/8-24 UNF-3A	.610

* With 1 lockwire hole.

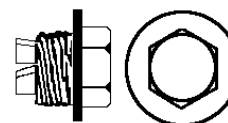
PLUG, MACHINE THREAD, MAGNETIC

Aluminum Alloy, Anodized, Hexagon Head



	Thd Size	O/A Lg
00-835-2504	1/2-20 UNF-3A	.670

Steel, CRES. Hexagon Head Extended Washer



	Thd Size	O/A Lg
00-857-6658	1-18 UNS-3A	.830

RING, DEE

Brass, Black Chemical Surface Treatment

Used with textile, webbing and leather items where the corrosion properties of ferrous metals may affect these items.

	Stock Dia	Ins W	Ins H
00-260-1415	.156	1.000	.844

Steel Cadmium and Chromate Treated

	Stock Dia	Ins W	Ins H
00-990-3186	.188	1.090	.780

RING, EXTERNALLY THREADED

Slotted face drive with a straight bore shape. Accommodates 22 slots. Right hand thread size listed, plus the dimensions shown are listed in inches.

CLASS 5365

Aluminum, Anodized Black

	Bore Dia	W	Dp	Thd Size	ID	OD	Thk	Style No.	Type	
00-364-9676	1.420	.047	.031	1-5/8-32 UNS-3A	00-733-9030	.730	.948	.109	1	I or E
00-364-9807	4.724	.062	.047	5-32UNS	00-282-7207	1.164	1.323	.080	3	I or E

Copper Alloy

	Bore Dia	W	Dp	Thd Size	ID	OD	Thk	Style No.	Type	
01-047-6710	2.562	.188	.078	2-13/16-16 Special 3A	00-281-5403	1.234	1.547	.087	2	E
					00-200-2595	1.267	1.455	.094	3	E
					00-579-6481	1.298	2.432	.067	1	I
					00-590-1739	1.750	2.055	.090	1	E
					00-282-7392	1.797	2.186	.093	2	E
					00-263-2710	1.938	2.250	.065	3	E
					00-263-5981	2.250	2.500	.183	2	E
					00-200-5453	3.515	3.781	.188	3	E
					00-200-2639	3.688	4.063	.125	3	E
					00-355-2033	4.062	4.438	.125	2	E
					00-597-4351	5.500	5.750	.125	1	I
					00-200-3548	5.750	6.125	.125	3	E
					00-263-5938	8.943	9.568	.092	3	I

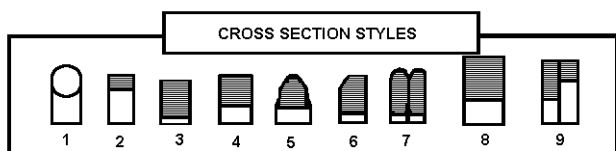
Steel, Black Oxide Threaded

	Bore Dia	W	Dp	Thd Size
01-147-4307	.656	.030	.040	7/8-18 UNS-2A
01-171-8936	5.000	.062	.046	5-3/16-32 UNS-3A

Steel, Passivated

	Bore Dia	W	Dp	Thd Size
00-866-8263	.049	.050	.030	10-32 UNF-3A

RING, RETAINING



Inside and outside diameters and thickness are shown in inches. Application type listed: E = external or I = internal.

STRAIGHT GAP



Beryllium Copper

	ID	OD	Thk	Style No.	Type
00-695-2558	.161	.185	.156	2	E

Bronze

	ID	OD	Thk	Style No.	Type
00-200-7244	.906	1.096	.095	1	I

Nickel Copper Alloy

	ID	OD	Thk	Style No.	Type
01-113-1146	1.664	1.790	.063	1	I

Steel

	ID	OD	Thk	Style No.	Type
00-775-5071	.250	.508	.093	9	I
00-598-6610	.285	.359	.037	1	E
00-523-8813	.312	.437	.093	5	I
01-017-8570	.321	.486	.039	2	E
00-331-2365	.412	.482	.035	1	E
00-598-1112	.579	.735	.078	2	E

Steel, Cadmium Plated

	ID	OD	Thk	Style No.	Type
00-634-7045	.114	.154	.020	2	E
00-882-1435	.172	.216	.022	1	I
00-115-6848	.192	.284	.031	2	E
00-838-0422	.270	.437	.020	2	E
00-598-1474	.429	.432	.039	2	E
00-680-2375	3.625	3.812	.094	1	I
00-597-8475	4.062	4.312	.250	1	I

Steel, CRES

	ID	OD	Thk	Style No.	Type
00-550-8599	.172	.297	.030	2	I or E
00-159-3901	.173	.223	.025	2	E
00-543-3388	.429	.468	.042	1	E
00-159-3904	.579	.735	.078	2	E
00-168-6593	.691	.815	.062	1	E

Steel, Passivated

	ID	OD	Thk	Style No.	Type
00-938-9841	.170	.220	.025	2	E
01-015-2600	.255	.384	.031	2	E
01-017-8571	.386	.582	.045	2	E
01-020-6298	.453	.677	.053	2	E
01-015-2601	.515	.775	.061	2	E
01-025-6082	.646	.968	.076	2	E
00-402-5852	.710	.828	.059	1	I
01-017-8573	.905	1.339	.107	2	E

Steel, Stainless

	ID	OD	Thk	Style No.	Type
00-434-7510	.202	.246	.022	1	E

Steel, Zinc Plated

	ID	OD	Thk	Style No.	Type
00-180-4896	.194	.321	.031	2	E
00-982-2559	.260	.390	.031	2	E

HOOKE WIRE



Steel

ID	OD	Thk	Style No.	Type
00-266-1963	.905	1.031	.063	1 I
00-282-5031	1.099	1.219	.060	1 I
00-597-8513	1.688	1.875	.047	4 I

Steel, Passivated

ID	OD	Thk	Style No.	Type
00-988-7982	.470	.578	.054	1 I

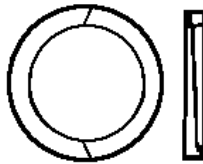
HOOKED



Steel

ID	OD	Thk	Style No.	Type
00-530-4934	.792	.978	.093	1 I
00-292-4089	.815	.878	.063	1 E

SPIRAL FLAT



Steel, Stainless

ID	OD	Thk	Style No.	Type
00-110-8813	.280	.390	A/A	2 E

INTERNAL



Copper Alloy

ID	OD	Thk	Style No.	
01-130-1344	—	.563	.035	2

Steel

ID	OD	Thk	Style No.	
00-890-6291	—	2.062	.064	2

Steel, Cadmium Treated

OD	Thk	Style Thk	
00-804-9735	.415	.025	2

OD	Thk	Style Thk	
00-804-9743	.550	.035	2
00-687-3379	.697	.037	2
00-807-7968	.763	.035	2
00-754-1082	.831	.035	2
00-804-4997	.859	.042	2
00-804-9739	.974	.042	2
00-833-7454	1.041	.042	2
00-807-2636	1.114	.042	2
00-721-4828	1.136	.042	2
00-811-4073*	1.180	.050	2
00-801-2500	1.252	.050	2
00-530-6777	1.283	.052	2
00-780-9640	1.323	.050	2
00-804-2786	1.390	.050	2
00-804-3892	1.459	.050	2
00-754-1083	1.529	.050	2
00-804-3891	1.663	.050	2
00-804-2769	1.744	.062	2
00-804-2782	1.809	.062	2
00-804-5827	1.947	.062	2
00-804-2781	2.017	.062	2
00-754-1896	2.059	.062	2
00-804-2784	2.164	.063	2
00-804-9738	2.285	.078	2
00-804-2773	2.415	.078	2
00-805-1398	2.565	.078	2
00-804-2770	2.635	.078	2
00-804-2772	2.707	.078	2
00-804-2771	2.780	.078	2
00-804-2777	3.055	.093	2
00-822-2136	3.126	.093	2
00-811-4102*	4.157	.109	2
00-059-6363	4.558	.109	2
00-754-2190	4.691	.109	2

* Cadmium and Chromate Treated

Steel, CRES, Passivated

OD	Thk	Style Thk	
00-804-6860	1.111	.042	2
00-598-1774	1.250	.050	2
00-804-2276	1.283	.050	2
01-026-3244	1.390	.050	2
00-806-0202	2.702	.078	2
01-201-4778	3.415	.110	2
00-455-2588	3.488	.109	2

Steel, Passivated

OD	Thk	Style Thk	
00-597-8487	.349	.015	2
00-804-6855	.415	.025	2
00-807-5331	.623	.035	2
00-807-5333	.766	.035	2
00-804-2275	1.400	.050	2
00-530-7953	1.665	.050	2
01-214-3955	5.755	.095	2

Steel, Phosphate Treated

OD	Thk	Style Thk	
00-282-2431	.419	.025	2

EXTERNAL



CLASS 5365

Beryllium Copper

ID	Thk	Style No.	ID	Thk	Style No.		
00-200-2637	.111	.010	2	00-804-7645	.460	.035	2
00-263-5877	.141	.010	2	00-753-3699	.577	.035	2
00-102-9621	.167	.015	2	00-597-4314	.619	.035	2
00-282-7109	.365	.025	3	00-808-7913	.691	.042	2
				00-598-1500	1.041	.050	2

Beryllium Copper, Cadmium Plated

ID	Thk	Style No.	
00-432-3584	.167	.015	2
00-445-3244*	.178	.015	2
00-900-1803	.224	.025	2
00-282-7102	.459	.035	3

* Phosphate Treated

Steel

ID	Thk	Style No.	
00-339-3348	1.000	.050	2
00-107-9068	1.085	.093	2

Steel, Cadmium Plated

ID	Thk	Style No.	
00-880-2666	.181	.035	2
00-947-0159	.352	.020	2

Steel, Cadmium Plated

ID	Thk	Style No.	
00-720-8064	.224	.025	2
00-803-7313	.280	.025	2
00-715-1152	.337	.025	2
00-252-4721	.365	.025	2
00-803-7315	.395	.025	2
00-803-7301	.460	.035	2
00-803-7306	.519	.035	2
00-803-7305	.579	.035	2
00-282-1830	.619	.035	2
00-810-8932	.633	.042	2
00-803-7303	.691	.042	2
00-804-7653	.720	.042	2
00-804-2025	.808	.042	2
00-804-2026	.908	.042	2
00-530-7968	.923	.042	2
00-803-7319	1.039	.050	2
00-281-6623	1.154	.050	2
00-803-7316	1.270	.050	2
00-803-7299	1.385	.050	2
00-803-7304	1.443	.061	2
00-818-8087	1.500	.062	2
00-721-6476	1.615	.062	2
00-721-6877	1.634	.062	2
00-252-4758	1.756	.062	2
00-282-1831	1.928	.078	2
00-200-7234	2.538	.093	2
00-809-0007	7.019	.187	2

Steel, CRES, Passivated

ID	Thk	Style No.	
00-923-1326	.181	.035	2
00-827-3262	.238	.035	2
00-598-1785	.925	.042	2

Steel, Passivated

ID	Thk	Style No.	
00-298-6564	.224	.025	2
00-263-5915	.279	.025	2
00-282-7120	.337	.025	2
00-263-5907	.427	.025	2

Steel, Phosphate Coated

ID	Thk	Style No.	
00-174-9885	.691	.042	2
01-071-9006	.904	.078	2

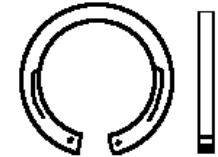
INTERNAL INVERTED LUGS



Steel

ID	Thk	Style No.	
00-418-2893	1.056	.078	2
00-655-8113*	1.150	.050	2

* Cadmium and Chromate Treated.



Steel, Passivated

ID	Thk	Style No.	
01-232-5265	.864	.042	2



Copper Alloy

ID	Thk	Style No.	
01-093-0987	.204	.025	2

Steel

ID	Thk	Style No.	
00-263-3831	.207	.025	4

Steel, Cadmium with Chromate

ID	Thk	Style No.	
00-619-7229	.051	.010	2
00-205-4731	.073	.015	2
00-816-4239	.094	.015	2
00-634-7465	.102	.025	2
00-200-7377	.114	.025	2
00-882-5959	.121	.025	2
00-282-1633*	.144	.025	2
00-900-0982	.185	.025	2

CLASS 5365

	ID	Thk	Style No.
00-721-7680	.206	.025	2
00-682-1762	.243	.027	2
00-256-2465	.299	.037	2
00-442-5845*	.391	.042	2
01-006-9567*	1.066	.062	2

* Cadmium Surface Treatment

Steel, CRES, Passivated

	ID	Thk	Style No.
00-543-3981	.073	.015	2
00-598-1138	.094	.015	2
00-598-1840	.114	.025	2
00-817-1327	.125	.025	2
00-725-0969	.145	.025	2
00-205-6552	.206	.025	2
00-878-1908	.243	.025	2
00-286-8718	.300	.035	2

Steel, Nickel Plated

	ID	Thk	Style No.
00-370-0359	.300	.035	2

E BOWED



Steel, Nickel Plated Finish

	ID	Thk	Style No.
00-712-6251	.532	.031	2



Steel, Cadmium and Chromate Plated

	ID	Thk	Style No.
00-064-2652	.102	.015	2
00-634-7444	.161	.015	2
00-200-5234	.210	.025	2
00-584-6620	.328	.025	2

SPECIAL



Steel

	ID	Thk	Style No.
01-287-9031	.414	.033	2
00-246-6392	.569	.035	2
01-047-6712	.863	.050	2

	ID	Thk	Style No.
01-287-9035	1.250	.050	2
01-287-9030	1.412	.062	2
00-473-1076	1.068	.052	2
00-958-1073	1.809	.081	2
00-003-0688	2.180	.078	2

INTERNALLY NOTCHED



Steel, Passivated

	OD	Thk	Style No.
00-824-3279	.375	.020	2

SPECIAL FLAT



Steel

	ID	OD	Thk	Style No.	Type
00-357-2086	1.100	1.268	.050	7	I
00-205-6566	1.377	1.575	.043	7	I
00-792-8362	1.445	1.669	.062	7	I
00-877-5324	1.859	2.135	.062	7	I
00-958-1075	3.894	4.518	.111	7	I

Steel, Cadmium Plated

	ID	OD	Thk	Style No.	Type
00-252-7769	1.709	1.945	.048	7	I
00-205-6716	1.961	2.217	.048	7	I
00-582-3115	2.895	3.251	.063	7	I
00-943-8149*	5.066	5.566	.074	7	I

* With Chromate

Steel, CRES

	ID	OD	Thk	Style No.	Type
00-063-9099	.575	.672	.035	7	I
00-432-3152	1.524	1.740	.049	7	I
00-255-4386	1.908	2.190	.078	7	I
00-942-5371*	2.612	3.068	.049	7	I

* Passivated

SPIRAL FLAT



Steel

CLASS 5365

	ID	OD	Thk	Style No.	Type
00-357-2086	1.090	1.267	.050	7	—
01-067-3768	1.416	1.622	.050	7	E
00-621-3192	1.421	1.623	.043	7	1136A
00-531-6487	1.503	1.719	.049	7	—
01-095-8228	1.779	2.035	.049	7	1144A
00-200-2550	1.971	2.227	.049	7	1148A

Steel, Cadmium Plated

	ID	OD	Thk	Style No.	Type
00-281-3634	.930	1.080	.036	7	E

Steel, CRES

	ID	OD	Thk	Style No.	Type
00-526-1833	3.724	4.140	.059	7	E



Steel, Passivated

	OD	Thk	Style No.	Type
00-758-1034	.450	.040	2	E

CLOVER



Cobalt Alloy, Passivated

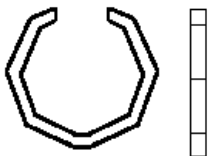
	ID	OD	Thk	Style No.	Type
00-070-0385	.187	.350	.020	1	E
00-089-9303	.187	.360	.022	1	E

Steel

	ID	OD	Thk	Style No.	Type
00-471-5606	.218	.406	.024	1	E
00-249-3270*	.219	.406	.024	1	E

* Eligiloy Steel Alloy

OFFSET

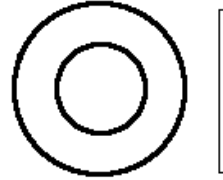


	ID	OD	Thk	Style No.	Type
00-757-3234	.232	.132	.050	1	E

SHIM

LAMINATED METAL, RECTANGULAR CROSS SECTION

A1 CIRCULAR STYLE



Aluminum Alloy

	Aperture Dia	OD	Thk
00-067-9743	.250	.875	.138
00-811-7105*	.460	.690	.010
00-912-2913	.562	2.250	.014
01-237-2144	.765	1.312	.030

* Anodized Surface Treatment

Copper

	Aperture Dia	OD	Thk
00-879-9934	.255	.423	.010
00-252-3888	.625	.796	.005
00-194-0920	.625	.813	.016
00-599-4679	.688	1.188	.005
00-599-4881	.937	1.140	.005
00-599-5912	1.160	1.350	.015
00-256-3439	1.375	1.562	.005
00-188-9654*	3.375	3.743	.015
00-599-4754	3.757	3.969	.011

* Lead Surface Treatment

Copper Alloy

	Aperture Dia	OD	Thk
00-842-0669	.536	.844	.033
00-201-1984	.641	.781	.003
00-782-8511	.911	1.094	.032
00-201-1982	1.140	1.500	.030
00-703-1693	1.344	1.750	.093
00-055-5055	1.500	2.125	.125
01-145-5766	1.781	2.250	.156
00-726-7939	4.250	4.781	.125

Nickel Alloy

	Aperture Dia	OD	Thk
01-026-1270	.758	1.015	—

Plastic Composition

	Aperture Dia	OD	Thk
00-493-9619	.319	.870	.012
00-493-9617	.421	.870	.010

Steel

	Aperture Dia	OD	Thk
00-412-7558	.156	.312	.007
00-274-8837	.199	.392	.008
00-205-9924	.252	.551	.004
00-205-9926	.252	.551	.008

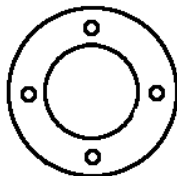
	Aperture Dia	OD	Thk
00-416-8520	.260	.558	.002
00-901-0877	.265	.500	.048
00-597-7383	.266	.500	.007
00-763-0595	.399	1.188	.005
00-763-0596	.399	1.188	.010
00-763-0597	.399	1.188	.015
01-057-9288	.400	.750	.010
01-063-2033*	.403	.530	.003
00-177-3940	.625	.746	.005
00-838-4774	.625	.875	.062
00-687-5659	.757	1.250	.062
00-051-1327	.765	.930	.002
00-827-4562	.765	1.562	.020
00-165-7806	.800	1.200	.060
00-597-5142	.875	1.250	.004
00-597-5141	.875	1.250	.016
00-597-7422	1.000	1.375	.002
00-597-7423	1.000	1.375	.005
00-597-7424	1.000	1.375	.010
01-044-7084	1.005	1.250	.063
00-597-9219	2.000	2.434	.008
00-597-7409	2.531	2.875	.007
00-597-7408	2.531	2.875	.016
00-458-0264	4.633	4.775	.003

* Passivated Surface Treatment

Steel, CRES

	Aperture Dia	OD	Thk
01-379-5133	.752	1.000	.015
00-856-4682	.906	1.812	.062
00-924-5850	1.015	1.875	.076

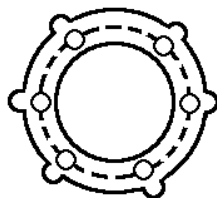
A21 CIRCULAR



Copper Alloy

	Aperture Dia	OD	Bolt Holes	Thk
00-597-5153	3.313	4.250	6	.005
00-200-5711	4.000	6.500	4	.005
00-597-5015	4.000	6.500	4	.010
00-933-0955	4.938	6.125	14	.094

NON-CIRCULAR

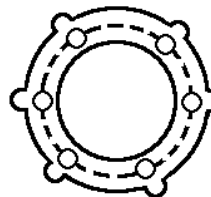


Steel

	Aperture Dia	O/A W	Bolt Holes	Thk
00-662-9722	1.813	4.375	2	.007

SPACER, PLATE

NON-CIRCULAR



Aluminum Alloy, Chromate Treated

	Hole Dia	O/A Lg	Bolt Holes	Thk
01-103-5142	.094	.520	2	.010

Steel

	Aperture Dia	O/A W	Bolt Holes	Thk
01-366-9976	1.125	—	2	—
00-792-9028	1.700	4.425	2	.208
00-662-9721	1.812	4.375	2	.030

SPACER, RING

Aluminum Alloy

	ID	OD	Thk
00-596-7647	.656	.790	.025
00-873-5015	.750	1.499	.187
00-810-6752	.813	1.000	.064
00-038-0737*	1.078	1.375	.032
00-585-8176	1.125	1.250	.025
00-980-3825	1.187	1.500	.062
00-276-2767	2.500	3.250	.091
01-108-0843	2.750	3.165	—

* Anodized Surface Treatment

Brass

	ID	OD	Thk
01-105-7473	.910	1.620	.190
00-656-0397	2.156	2.563	.025
01-035-6624	2.312	2.625	.062

Bronze

	ID	OD	Thk
00-398-9458	1.126	1.860	.438
01-193-3331	1.188	1.394	.050

Copper

	ID	OD	Thk
00-255-0296	.632	.750	.062
00-193-9791*	.750	.968	.025
00-197-5309*	.906	1.125	.062
00-197-5296*	.938	1.188	.031
00-942-2571†	.970	1.156	.062
00-430-7321	1.000	1.250	.031
00-205-8489	1.010	1.312	.025
00-835-2124	1.090	1.380	.032
00-199-5937*	1.125	1.250	.062
00-187-7489*	1.140	1.359	.031
00-199-5955*	1.140	1.437	.062
00-199-6001*	1.281	1.500	.062
00-641-0017*	1.281	1.656	.047
00-641-1988	1.344	1.688	.025
00-199-6027*	1.375	1.625	.125
00-806-1806	1.375	1.718	.020

CLASS 5365

	ID	OD	Thk
00-187-1477*	1.390	1.593	.062
00-187-1506*	1.500	1.750	.067
00-247-1720	1.500	2.000	.031
00-599-5946*	1.641	1.938	.025
00-187-7508*	1.968	2.281	.062
00-193-9882*	2.031	2.312	.062
00-514-9171	2.812	3.500	.062
00-197-8426*	3.500	3.844	.031
00-599-4853*	3.875	4.125	.062
00-230-6949*	4.750	5.250	.062
00-656-7020	5.164	5.710	.149
00-641-9725	6.000	6.469	.125
00-188-8343*	6.500	7.688	.032

* Cold rolled, soft annealed

† Silver Plated

Copper Alloy

	ID	OD	Thk
00-193-9812	.781	.937	.031
00-297-7803	.945	1.185	.050
01-076-3509	1.186	1.394	.050
01-032-6028	1.188	1.394	.050
01-128-5065	1.778	2.000	.403
00-656-0397	2.156	2.563	.025
01-078-3829	2.375	2.790	—
00-187-7535	8.250	9.437	.062

Iron

	ID	OD	Thk
00-171-6886	1.312	1.625	.031

Lead Alloy

	ID	OD	Thk
00-171-9898	.656	.812	.062
00-188-3291	2.437	3.000	.031
00-188-3300	8.250	9.250	.062

Nickel Copper Alloy

	ID	OD	Thk
00-731-9165	.870	.900	.025
00-250-2049	1.250	1.500	.025
00-242-3688	1.375	1.730	.025
00-250-1261	1.500	1.750	.025
00-596-7783	1.687	1.980	.025
01-121-2623	2.410	2.750	.030

Plastic

	ID	OD	Thk
00-945-4414	.437	.585	.010
00-948-0092	.517	.606	.050
00-952-5350	.578	.719	.030
00-200-9054	.580	.700	.045
00-580-2259	.618	.812	.143
01-121-8809	.760	1.000	—
00-736-7720	.781	.969	—
00-905-2448	.882	1.175	.060
00-753-2359	1.031	1.343	—
00-810-9423	1.114	1.226	.062
00-111-3660	1.122	1.495	.124
00-558-0541	1.125	1.300	.046
00-731-9092	1.127	1.498	.125
00-914-0429	1.138	1.406	—
00-476-2052	1.250	1.500	.016
00-980-3507	1.890	1.250	.062
00-860-5084	1.469	1.719	.124
00-814-0666	1.501	1.872	.124
00-890-8067	1.508	1.865	—

	ID	OD	Thk
00-892-4189	2.062	2.625	.031
01-057-2856	2.100	2.238	.032
01-130-7114	2.321	2.498	.033
01-057-2857	2.438	2.625	.034
00-753-1886	2.636	3.020	.063
00-810-0599	3.996	4.362	.070
01-079-6678	4.980	5.875	.218

Steel

	ID	OD	Thk
00-248-1336	.765	1.000	.025
00-262-4701	.812	1.075	.062
00-106-3151	.890	1.180	.060
01-124-5218	1.000	1.440	.061
00-837-8352	1.188	1.595	.640
00-595-6093	1.281	1.574	.140
00-597-9221	2.000	2.434	.016
01-057-2996	2.252	2.750	.500
00-522-4315	3.346	4.340	.035

Steel, Cadmium Plated

	ID	OD	Thk
00-837-3338	.277	.375	.078
00-478-9354	2.307	3.024	.026
00-466-2371	2.307	3.024	.090

Steel, CRES

	ID	OD	Thk
00-579-2048	.656	.790	.031
00-579-2047	1.062	1.187	.031
01-025-2658	1.125	1.484	1.300
00-792-9948	1.135	1.350	.060
00-606-2256	1.377	1.996	.125
00-338-4001	1.928	2.250	.025
00-835-4911	2.041	2.264	.018
00-597-7407	2.531	2.875	.060
00-684-6698*	3.165	3.491	.030
00-080-6783	3.922	4.892	.040
01-033-2157	4.063	4.497	.434

* Special clean for oxygen service

Steel, Nickel Plated

	O/A Lg	OD	ID
00-679-8493	.440	.525	.028

Steel, Zinc Coated

	O/A Lg	OD	ID
00-215-5975	5.750	6.250	.032

SPACER, SLEEVE

Aluminum Anodized

	O/A Lg	OD	ID
00-580-4454	.187	.250	.130
01-302-4478	.250	.188	.130
00-684-2093	.250	.312	.214
01-296-9818	.375	.312	.214
01-289-9753	.500	.312	.214
01-358-1594	1.078	.875	.775
00-935-5603	1.281	.880	.777
01-188-9690	1.420	3.645	3.482

Copper

	O/A Lg	OD	ID
00-938-1732	.106	.240	.100

Copper Alloy

	O/A Lg	OD	ID
00-398-7242	.250	1.562	.531
00-064-4381	.400	.187	.106
00-088-1046	.469	1.438	1.184
00-088-1047*	1.468	.250	.140

* Cadmium Plated

Iron Alloy, Passivated

	O/A Lg	OD	ID
01-005-0786	.440	.438	.260
01-007-4985	.630	.563	.319

Nickel Alloy

	O/A Lg	OD	ID
00-932-0892	1.219	1.688	1.375
00-892-2165	2.156	1.874	1.574
00-892-2166	2.281	1.874	1.545

Plastic

	O/A Lg	OD	ID
00-001-6743	.406	1.125	.750
00-838-1550	.165	.490	.415
00-171-6332	.187	.343	.250
00-585-5184	.250	.937	.764
00-834-0509	.400	.310	.174
00-469-4023	.433	.358	.251
01-057-7116	1.062	1.062	.875

Steel

	O/A Lg	OD	ID
00-761-1985	.221	1.600	1.195
00-334-7180	.250	.688	.516
00-849-2283	.354	.524	.375
00-367-7299	.421	.625	.317
00-362-7173	.433	.563	.332
00-294-0535	.531	.938	.668
00-460-4882	.531	.937	.673
00-813-3678	.621	.592	.405
00-294-0600	.681	.526	.373
00-294-4109	.827	1.248	.876
01-066-1248	.835	.625	.460
01-092-6000	.875	2.500	2.060
00-608-0486	1.062	.781	.741
00-849-7253	1.230	1.250	1.000
00-379-1727	1.625	1.370	1.155
00-092-6882	2.126	1.874	1.574
00-294-1262	5.925	.750	.523

Steel, Cadmium Plated

	O/A Lg	OD	ID
00-841-1977	.125	.312	.214

Steel, CRES

	O/A Lg	OD	ID
00-142-0384	.812	1.250	1.005
00-846-9229	.874	.592	.395
00-990-1701	8.063	.750	.523

Steel, Nickel Plated

	O/A Lg	OD	ID
00-753-2227	.055	.169	.113
00-412-5635	.094	.312	.125

GROUP 55

LUMBER, MILLWORK, PLYWOOD AND VENEER

CLASS 5510

LUMBER AND RELATED BASIC WOOD MATERIALS

NOTE: As nonplastic alternatives to plastic items currently in use are identified, information will be provided through shopping advisory messages and the Afloat Shopping Guide. To help you shop more "wisely", items recommended for shipboard use will be annotated with "NP" by the National Item Identification Number.

DOWEL, WOOD

ASH, BEECH, BIRCH, OAK OR MAPLE DOWELING. Smooth finish. 12 percent maximum moisture content. 36 inches long.

	Dia
00-237-8254	1/8
00-223-7182	3/16
00-240-0067	1/4
00-223-0952	5/16
00-240-0068	3/8
00-240-0069	1/2
00-240-0070	5/8
00-240-0071	3/4
00-223-0953	1

LUMBER, HARDWOOD

WALNUT, ROUGH FINISH. Air or kiln dried. Commercial grades under the National Hardwood Lumber Association (NHLA) rules.

SELECT GRADE. Random length 6 to 10 feet.

	Thk	Random W
00-275-2551	1	4

WHITE ASH, ROUGH FINISH. Air or kiln dried. Commercial grades under the National Hardwood Lumber Association (NHLA) rules.

SELECT GRADE. Random length 6 to 16 feet.

	Thk	Random W
00-267-2155	1	4
00-267-2158	2	4

MAHOGANY, ROUGH FINISH. Air or kiln dried. Used In fabrication and construction. Not available for miscellaneous shop uses. Random length 6 to 14 feet.

SELECT GRADE

	Thk	Random W
00-267-2416	1	6

AFRICAN, PAN-AMERICAN OR DARK RED PHILIPPINE MAHOGANY, ROUGH FINISH. Air or kiln dried. For use in ship and boat construction. 8 feet minimum length.

PLANKING AND DECKING GRADE (PD)

	Thk	Random W
00-267-2337	1	6
00-267-2340	2	6

HARD MAPLE, ROUGH FINISHED. Air or kiln dried. Commercial grades under National Hardwood Lumber Association (NHLA) rules. Random length 6 to 14 feet.

SELECT GRADE

	Thk	Random W
00-267-2296	1	4
00-267-2283	2	4

WHITE OAK, ROUGH FINISH. Air or kiln dried. Commercial grades under National Hardwood Lumber Association (NHLA) rules.

SELECT GRADE. Random length 6 to 14 feet.

	Thk	Random W
00-267-2394	1	4
00-267-2392*	1-1/4	6
00-267-2402	1-1/2	4
00-267-2403	2	4
00-267-2406	4	6
* 8 to 14 feet		

Number 1 COMMON GRADE. Random length 4 to 14 feet.

	Thk	Random W
00-267-2289	2	3

UNGRADED NATIONAL. Random length 4 to 12 feet.

	Thk	Random W
00-267-2063	12	14

LUMBER, SOFTWOOD, BOARD

BOARD LUMBER

CONSTRUCTION AND FABRICATION. Any and all species acceptable as listed In product standard 20 (PS20). Air or kiln dried. Primarily for use as a coverage where wood is not painted or

otherwise finished. Subfloors, sheathing, or concrete forms. 6 to 14 feet.

NO. 3 COMMON GRADE

For use as roof and wall, sub-flooring, boxes, crates and pallets.

Surfaced 2 sides

	Thk	Random W
00-220-6078	1	4
00-220-6080	1	6
00-220-6082	1	8
00-220-6084	1	10
00-220-6086	1	12

NO. 2 COMMON GRADE

For use as concrete forms, sub-flooring, blocking and crates.

Air or kiln dried. Pentachlorophenol treated for paintability. Primarily for use where treated lumber is required. 6 to 14 feet.

Surfaced 4 sides

	Thk	Random W
00-285-6450	1	6

GRADE D SELECT

Air or kiln dried. Primarily for re-manufacture into molding, trim, cabinet work or In service where a good finish is desired. 4 to 12 feet.

Surfaced 4 sides

	Thk	Random W
00-551-8689	1	4
00-551-8688	1	6
00-551-8705	1	12

GRADE B

Alaska Yellow Cedar or Port Oxford White Cedar, air or kiln dried. Primarily for use in planking for boats and ships. 5 to 12 feet or longer.

Rough Finish

CLASS 5510

	Thk	Random W
00-220-4711	1-1/2	6

LUMBER, SOFTWOOD, DIMENSION

CONSTRUCTION AND FABRICATION. Any and all species acceptable as listed in product standard 20 (PS29).

GRADE 3

Air or kiln dried. Primarily for low cost temporary construction, studs, boxes and crates. 6 to 14 feet.

Surface 4 sides

	Thk	Random W
00-220-6242	2	4
00-220-6274*	4	4

* 8 to 13 feet

GRADE 2

Air or kiln dried. Used for framing in ordinary construction, boxes and crates, studding, rafters, joists, blocking, 6 to 14 feet.

Surfaced 4 sides

	Thk	Random W
00-220-6194	2	4
00-220-6196	2	6
00-220-6198	2	8
00-220-6202	2	12
00-220-6226*	4	4
00-220-6228	4	6

* Surfaced 2 or 4 sides

No. 1 GRADE

Untreated. Air or kiln dried. Primarily for light framing in high quality construction. 6 to 14 feet long.

Surfaced 4 sides

	Thk	Random W
00-220-6146	2	4
00-220-6148	2	6
00-220-6154*	2	12
00-220-6178	4	4

* Rough unsanded or surfaced 4 sides

NO. 1 GRADE

Preservative treated. Above ground use. For high quality construction under moderate weathering conditions where cleanliness or paintability is required. 8 to 20 feet long, except as noted.

Surfaced 4 sides

	Thk	Random W
00-551-9872	2	4
00-551-9871*	2	6
00-551-9870	2	8
00-551-9868	2	12

* 8 to 20 feet

GRADE C, SELECT

Air or kiln dried. Primarily for high quality finish, interior trim, cabinet work, joiner work, and shipwork. 4 to 12 feet.

Surfaced 4 sides

	Thk	Random W
00-551-9672	2	10
00-551-9671	2	12

GRADE B

Expensive high quality finish lumber. Air or kiln dried. Primarily used for highest quality cabinet work and interior trim, clamps, gangways, and spars. 4 to 12 feet.

Surfaced 4 sides

	Thk	Random W
00-551-9728	2	6
00-551-9731	2	12

SELECT STRUCTURAL GRADE

High quality construction, structural light framing joints and planks. Rough Finish 8 to 14 feet or longer.

	Thk	Random W
00-551-9659	4	4
00-551-9717	4	12

SELECT STRUCTURAL

Fire retardant treated damage control shoring. Air or kiln dried. Rough unsanded Finish.

	Thk/In	W/In	Lg/Ft
00-663-4687	2	4	12
00-663-4689	2	10	14
00-663-4693	4	4	12
00-663-4695	6	6	14

LUMBER, SOFTWOOD, SCAFFOLD PLANK

Select structural grade. Used for scaffold plank for boats and ships.

	Thk/In	W/In	Lg/Ft
00-550-6866	2	12	16
00-551-9860	2	12	16

LUMBER, SOFTWOOD, TIMBER

No. 1 GRADE

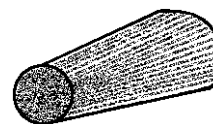
Used for beams, stringers, posts, column and struts. Rough unsanded finish. 10 to 14 feet or longer.

	Thk	Random W
00-550-6825	6	6
00-551-9879*	12	12

* Creosote Treated

PLUG, WOOD

SOFTWOOD. Used for damage control. Any specie. Conical shape. Dimensions listed in inches.



	Small Dia	Large Dia	Lg
00-260-8953	0	1	3
00-260-8958	0	2	4
00-260-8962	0	3	8
00-260-8966	1	5	10
00-260-8969	3	7	10
00-260-8973	4	8	10
00-260-8949	7	10	12

WEDGE, WOOD

PARALLEL SIDES, FEATHERED EDGE, BUTT END PERPENDICULAR TO ONE FACE. Used to raise bodies, fill a space between two pieces of material, to effect a tight joint or connection or to maintain a split or partial separation in a piece of material. NAVSHIPS Drawing S8800-461043.



Plugging type. 2 inch taper per foot.

	Thk	W	Lg
00-268-3479	2	2	8
00-268-3480	2	4	8
00-268-3481	3	3	12
00-268-3482	3	6	12

Shoring type. 1-1/2 inch taper per foot.

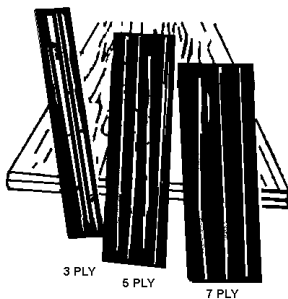
	Thk	W	Lg
00-268-3475	1-1/2	2	12
00-268-3476	1-1/2	3	12
00-268-3477	2-1/4	3	18
00-268-3478	2-1/4	4	18

CLASS 5530 PLYWOOD AND VENEER

NOTE: As non-plastic alternatives to plastic items currently in use are identified, information will be provided through shopping advisory messages and the Afloat Shopping Guide. To help you shop more "wisely", items recommended for shipboard use will be annotated with "NP" by the National Item Identification Number.

PLYWOOD

INTERIOR TYPE, COMMERCIAL GRADED. Softwood. Douglas Fir and/or Western softwood for faces, cross-bands and core. Moisture resistant. Intended for interior application as well as application where it may be temporarily exposed to the elements. Unit pack 1 sheet.



GRADE A-B, SOUND SOLID. Primarily used for cabinets, built-ins requiring one side to have a natural finish and the other side to be painted. Sanded 2 sides, 3 ply.

4 by 8 feet

	Thk	Ply
00-262-8180*	1/4	3
00-128-5475	1/2	3
00-128-5531	3/4	3
00-129-2063*	1	7

* Exterior

GRADE A-D, SOUND 1 FACE. Primarily used for paneling, built ins and other one side uses. Also for most uses in lieu of Grade A-B. Sanded 2 sides.

4 by 8 feet

	Thk
00-128-4751	1/4
00-128-4005	1/2

PLYWOOD, CONSTRUCTION

EXTERIOR TYPE, COMMERCIAL GRADED.

Softwood. Douglas Fir and/or Western softwood for faces, crossbands and core. Bonded with water proof adhesive that will retain its glue bond when repeatedly wetted and dried or otherwise subjected to weather and is, therefore, intended for permanent exterior exposure. Unit pack 1 sheet, unless specified.

GRADE A-A SOFTWOOD INTERIOR

	Thk	Ply
00-128-5419*	3/8	5

* Exterior glue

GRADE A-B, SOUND SOLID. Primarily for marine use, signs and enclosures, where high quality appearance of one side is required. Sanded 2 sides.

4 by 8 feet

	Thk	Ply
00-262-8181	3/8	3
00-262-8195	1/2	5
00-262-8182	3/4	5

GRADE A-C, EXTERIOR SOUND 1 SIDE. Primarily used for siding and soffits where appearance of one side only is important. Sanded 2 sides.

4 by 8 feet

	Thk	Ply
00-129-7721	1/4	3
00-129-7749	3/8	3
00-129-7777	1/2	5
00-262-8179	5/8	5
00-129-7833	3/4	—
00-129-7889	1	—

GRADE B-B, EXTERIOR Primarily used as a concrete form. Sanded 2 sides.

4 by 8 feet

	Thk	Ply
00-128-5134	3/4	5

GRADE B-C, EXTERIOR SOLID 1 SIDE.

Primarily used for containers, crates and as utility building panels. Sanded 2 sides. May be used In lieu of Grade A-C.

4 by 8 feet

	Thk	Ply
00-128-4475	1/4	3
00-128-5619	3/8	3
00-128-5059	1/2	3
00-128-4981	3/4	5

GRADE C-C, EXTERIOR Primarily used for sheathing, containers, crates, pallets, and under layments. Unsanded.

4 by 8 feet, untreated.

	Thk	Ply
00-128-5143	1/2	3

GRADE A-A, EXTERIOR. A marine plywood for boat and ship construction and for special applications on vital equipment for extreme environments. Not intended for general construction where commercial exterior grades can be used.

Fir, Untreated. Sanded 2 sides 4 x 8 feet.

	Thk
00-641-5843	3/4

PLYWOOD, DECORATIVE

GRADE B-C, EXTERIOR USE WHERE TWO SOLID SURFACES NECESSARY.

4 by 8 feet.

	Thk	Ply
00-128-5059	3/4	5

GROUP 56

CONSTRUCTION AND BUILDING MATERIALS

CLASS 5610

MINERAL CONSTRUCTION MATERIALS, BULK

NOTE: As nonplastic alternatives to plastic items currently in use are identified, information will be provided through shopping advisory messages and the Afloat Shopping Guide. To help you shop more "wisely", items recommended for shipboard use will be annotated with "NP" by the National Item Identification Number.

DECK AND FLOOR COVERING SURFACE COMPOUND

LIQUID SYNTHETIC RUBBER LATEX. WITH
 UNDERLAY POWDER.

Used under ceramic tile. 5 gallon kit.

	Color
01-281-9740	Gray, Navy
01-281-9741	A/A

Haze Gray, No. 36270
 00-857-4392_{NP} 1 gal kit
 00-857-4393_{NP} 5 gal kit

White, No 27886

00-857-2450_{NP} 1 gal kit

SPRAY-ON-TYPE. Intended to provide safe
 footing for both machinery and personnel under
 dry, wet or oily conditions.

General Purpose

Dull Black, No. 37038

00-516-0021_{NP} 5 gal kit

Dark Gray, No. 36076

00-519-1852_{NP} 5 gal kit

White, No 27886

00-516-0022_{NP} 5 gal kit

AIRCRAFT WING WALKS NONSLIP
 COMPOUND. Brush application.

Rough Finish

Black, No. 37038

00-641-0427 1 gal can

Dark Gull Gray, No. 36231

00-641-0426 1 gal can

Light Gull Gray, No. 36440

00-141-7842 1 gal can

Olive Drab. STD 595

00-141-7838 1 gal can

Seaplane Gray, No. 36081

00-599-9201 1 gal can

SMOOTH FINISH

Black, No. 37038

00-641-0429 1 gal can

Dark Gray, No. 36231

00-641-0428 1 gal can

FLIGHT DECK COMPOUND, NONSLIP

Aircraft Carrier Landing Areas

Dark Gray, No. 36076

00-516-0038 5 gal kit

COATING COMPOUND, NONSLIP

ROLL-ON TYPE, lightweight decking covering.

Consisting of the base material and accelerator
 or curing agent. For use on metal or wood decks.

Dark Gray, No. 36076

01-078-9283_{NP} 5 gal kit

CLASS 5640

WALLBOARD, BUILDING PAPER, AND THERMAL INSULATION MATERIALS

NOTE: As non-plastic alternatives to plastic items currently in use are identified, information will be provided through shopping advisory messages and the Afloat Shopping Guide. To help you shop more "wisely", items recommended for shipboard use will be annotated with "NP" by the National Item Identification Number.

BUILDING BOARD, HARD PRESSED, VEGETABLE FIBER

TEMPERED PLAIN HARD BOARD, Brown color, size 4 feet by 8 feet Intended for use as industrial or building construction panes for interior or exterior application. Screen mesh, indented one side.

Smooth one side

	Thk
00-275-7459 _{NP}	1/8
00-275-7451 _{NP}	3/16

Smooth both sides

00-849-9850_{NP} 1/4

CEMENT, INSULATION, HIGH TEMPERATURE

Composed of a dry mixture of refractory material or mineral fiber and a clay binder. Asbestos free. Intended for thermal control of irregular surfaces and piping operating at temperatures between 100 and 1800 degrees Fahrenheit.

00-272-2995	50 lb bag
00-142-6194	50 lb bag

MINERAL WOOL FIBER, HYDRAULIC SETTING THERMAL AND FINISHING CEMENT. Intended to provide a thermal insulation for piping systems. Temperature range of 100 to 1200 degrees Fahrenheit.

00-226-4540 50 lb bag

INSULATION BLOCK, THERMAL

CORK. Butt joints. 0.29 at 75 degrees.

	Thk	W	Lg
00-266-9706 _{NP}	1/2	12	36
00-266-9711 _{NP} *	1	12	36
00-266-9709 _{NP}	3	12	36

* One decorative side sanded.

FIBERGLASS CLOTH FACE. Butt joints. 0.23 at 75 degrees Fahrenheit. Used as hull and ventilation duct insulation. 36 inch length, 24 inch width.

	Thk	W	Lg
00-809-6312 _{NP}	1	24	36
00-809-6315 _{NP}	2	24	36

Flameproof. .029 inches. At 75 degrees Fahrenheit mean temperature.

	Thk	W	Lg
01-371-3263 _{NP}	1	24	36
01-371-3262 _{NP}	2	24	36

HEAT RESISTANT COMPOUND. BUTT joints. Used on machinery and equipment at surface temperatures up to 1500 degrees Fahrenheit. 3.36 inch length, 12 inch width. Scored across center of width to allow for separation.

	Thk	W	Lg
00-267-1586 _{NP}	1	12	36
00-267-1589 _{NP}	1-1/2	12	36
00-267-1590 _{NP}	2	12	36
00-267-1591 _{NP}	2-1/2	12	36

FACTORY FIBER. 1.49 maximum thermal conductivity at 2000 degree Fahrenheit. 2600 degrees Fahrenheit temperature rating.

	Thk	W	Lg
01-074-7875 _{NP}	1/2	24	36

INSULATION BOARD, THERMAL

Polyamide Fiber material. 0.29 rated thermal conductivity at 75 degrees Fahrenheit mean temperature. Fiber Glass cloth-coated and flameproof.

	Thk	W	Lg
01-371-3266	1	24	48
01-371-3264*	1	24	48
01-371-3265	2	24	48

* Not Fiber Glass Cloth-Coated.

INSULATION FELT, THERMAL

Fiber Glass material with no interwoven or thread bound construction. 0.42 at 300 degrees Fahrenheit.

	Thk	W	Lg
00-242-6034	2	24	48

THERMAL INSULATION. Fiberglass laminated and felted Intended for use as thermal insulation on machinery and equipment, such as turbines, boilers and piping at temperatures up to 1200 degrees Fahrenheit. Dimensions listed in inches.

	Thk	W	Lg
00-786-2229 _{NP}	1/2	60	900
00-173-6591	1	60	540

INSULATION PIPE COVERING, THERMAL

Special purpose. Intended for use on pipes operating up to 1200 degrees Fahrenheit.

surface temperature. Made of fire resistance, asbestos free, heat resisting compound. SPCC High Quality Control Item.

	IPS	Thk/in.	Lg/Ft
01-021-0191 _{NP}	1	1	3
01-021-0193 _{NP}	1	2	3

INSULATION SHEET, THERMAL

Expanded unicellular elastomeric Plastic foam sheets. 48 to 56 inches long, 36 to 42 inches wide.

	Thk
00-237-4779	1/4
00-237-4780	3/8
00-237-4781	1/2
00-237-4782	3/4
00-237-4786	1

INSULATION SLEEVING, THERMAL

ASBESTOS FREE, HEAT RESISTING COMPOUND. Suitable for temperature conditions listed below. Molded round type, rigid, 3 foot long, split in half lengthwise. Pipe size accommodated and insulation thickness are listed in inches.

338 degrees Fahrenheit temperature rating.

	Pipe Size	Thk
01-042-0971 _{NP}	3/4	1-1/2
01-042-0970 _{NP}	1	1-1/2
01-042-0968	1-1/4	1-1/2
01-042-0969 _{NP}	1-1/2	1-1/2
01-042-0966 _{NP}	1-3/4	1-1/2
01-042-0967 _{NP}	2-1/4	1-1/2
01-042-0964	2-1/2	1-1/2
01-042-0965	3	1-1/2
01-042-0962	3-1/2	1-1/2
01-042-0963	4	1-1/2
01-042-0976	5	1-1/2
01-042-0972	6	1-1/2

750 degrees Fahrenheit temperature rating.

	Pipe Size	Thk
00-551-3480	1/2	2-1/2
00-279-7716	3/4	2-1/2
00-207-8241 _{NP}	1-1/4	2-1/2
00-201-2602 _{NP}	1-1/2	2-1/2
00-201-2615 _{NP}	2	3
00-201-2587 _{NP}	2-1/2	3
00-201-2595 _{NP}	3	3-1/2
00-201-2596 _{NP}	3-1/2	3-1/2
00-201-2583 _{NP}	4	3-1/2

CLASS 5640

	Pipe Size	Thk
00-201-2611 _{NP}	5	3-1/2
00-551-3476 _{NP}	6	3-1/2

1200 degrees Fahrenheit temperature rating.

	Pipe Size	Thk
00-163-8028 _{NP}	1/2	4
00-163-8029 _{NP}	3/4	4

Expanded, flexible, unicellular elastomeric Plastic foam suitable for temperature conditions listed below. Molded round type, rigid 6 foot long split in half lengthwise. ID inches and insulation thickness are listed in inches. 180 degrees Fahrenheit to minus 20 degrees Fahrenheit temperature rating.

1/2 inch thick insulation.

	ID
00-841-5220 _{NP} *	1/2
00-237-4792	5/8
00-841-5222 _{NP} *	3/4
00-444-7680	7/8
00-237-4793	1-1/16
00-237-4797	1-3/8
00-237-4799	1-5/8
00-237-4801	1-7/8
00-237-4802	2
00-237-4803	2-1/8
00-237-4806	2-1/2
00-237-4807	2-5/8
00-237-4809	3-1/8
00-237-4808	3-1/2
00-237-4810	4
00-237-4812	5-9/16

* Glass fiber 3 foot long, 375 degrees.

3/4 inch thick insulation.

	ID
00-237-4816	5/8
00-238-6024	7/8
00-237-4817	1-1/16
00-237-4820	1-3/8
00-237-4822	1-5/8
00-237-4824	2-1/8
00-237-4827	2-5/8
00-237-4829	3-1/8
00-237-4828	3-1/2
00-237-4830	4
00-237-4833	4 1/8
00-237-4835	6-5/8
00-237-4836	8-5/8

1 inch thick insulation.

	ID
01-023-4192 _{NP}	1-1/8
01-023-4193 _{NP}	3

1/8 inch thick insulation, 450 degrees Fahrenheit to minus 65 degrees Fahrenheit temperature.

	ID
00-568-4687	1/2
01-009-0041	7/8
00-568-4640 _{NP}	1
00-421-3818	1-1/4
00-507-4104 _{NP}	A/A

SOUND CONTROLLING BOARD

WHITE FIBERGLASS PREFABRICATED BOARD WITH PERFORATED FIBERGLASS CLOTH FACING. Flameproof. Butt joint edges. Used for acoustical purpose.

00-756-5866	36 x 24 x 2
-------------	-------------

MINERAL WOOL

01-065-6769	48 x 24 x 5/8
-------------	---------------

WHITE FIBERGLASS FISSURED BOARD. Flameproof. Butt joint edges.

01-065-6769	48 x 24 x 5/8
-------------	---------------

SOUND CONTROLLING FELT

LIGHTWEIGHT FLEXIBLE FIBERGLASS FELT. used for acoustical and thermal control maximum temperature 400 degrees Fahrenheit 50 foot roll.

00-542-3449 _{NP}	72 In wide, 2 In thk
---------------------------	----------------------

TAPE, DUCT

Plastic coated cloth backed high tensile strength tape. Aluminum or Silver Gray color. Vapor proof, prevents dust, moisture and odors from entering duct. May be used to secure duct installation. 60 yards long.

00-103-2254	2 In wide
00-409-4265	2-1/2 In wide

TAPE, JOINT, WALLBOARD

Used to seal joints on wallboard. Length and width shown in inches.


	Lg	W
00-634-8891 _{NP}	250	2

CLASS 5680 MISCELLANEOUS CONSTRUCTION MATERIALS

NOTE: As non-plastic alternatives to plastic items currently in use are identified, information will be provided through shopping advisory messages and the Afloat Shopping Guide. To help you shop more "wisely", items recommended for shipboard use will be annotated with "NP" by the National Item Identification Number.

METAL, EXPANDED

EXPANDED METAL SHEETS 6 by 8 feet. Used for nonstructural partitional bulkheads, deck grating, top side storage baskets and other general shipboard use.



STEEL, UNCOATED

	Mesh W	Mesh Lg	Strand W	Strand Thk
00-222-4010	.480	1.200	.088	.048
00-222-4011	.136	2.000	.143	.090
00-222-4003*	.480	1.200	.088	.048
00-222-4004	.920	2.000	.095	.100
00-222-4005	.920	2.000	.143	.090
00-222-4006	.920	2.000	.143	.138
00-222-4007	1.330	3.000	.108	.090
00-222-4009	1.330	3.000	.136	.142
00-222-0358	1.412	4.000	A/A	.243
* Zinc Coated				

MOLDING, COVE BASE

RUBBER. Black color, 4 inches wide by 48 inches long.

00-477-6071

WEATHER STRIP

SYNTHETIC RUBBER

Flexible, 3/16 inch thick by 1/2 inch wide.

00-929-5118 50 foot coil

NIIN Cross Reference Index

<u>NIIN</u>	<u>Page No.</u>	<u>NIIN</u>	<u>Page No.</u>	<u>NIIN</u>	<u>Page No.</u>	<u>NIIN</u>	<u>Page No.</u>
00-000-0057	2-140	00-010-4665	2-74	00-019-0669	2-70	00-038-8042	2-32
00-000-0058	2-141	00-010-8423	2-169	00-019-2409	2-74	00-038-8931	2-129
00-000-0059	2-140	00-010-8456	2-59	00-019-2640	2-130	00-039-4826	2-119
00-000-0060	2-140	00-011-0141	2-74	00-019-6299	2-135	00-039-5563	2-79
00-001-4811	2-119	00-011-0143	2-74	00-019-9120	2-19	00-039-7087	2-130
00-001-6673	2-21	00-011-4646	2-69	00-020-0064	2-123	00-042-0964	2-68
00-001-6681	2-124	00-011-4649	2-69	00-020-0067	2-123	00-042-4968	2-61
00-001-6743	2-179	00-011-6549	2-11	00-020-0105	2-123	00-042-6572	2-67
00-001-9029	2-67	00-011-9120	2-75	00-020-0186	2-123	00-042-9477	2-13
00-003-0676	2-110	00-012-0123	2-75	00-020-0203	2-123	00-043-0267	2-21
00-003-0688	2-175	00-012-0493	2-48	00-020-3511	2-158	00-043-0302	2-159
00-003-4094	2-69	00-012-0809	2-76	00-021-2058	2-30	00-043-0511	2-95
00-003-4107	2-73	00-012-1869	2-155	00-021-3616	2-12	00-043-0520	2-57
00-003-9193	2-119	00-012-4553	2-74	00-021-3620	2-12	00-043-2099	2-65
00-003-9271	2-128	00-012-9521	2-134	00-021-3625	2-119	00-043-2681	2-21
00-004-1153	2-105	00-013-7214	2-75	00-021-3668	2-12	00-043-2682	2-21
00-004-1155	2-105	00-013-8646	2-158	00-021-3740	2-12	00-043-2684	2-21
00-004-1390	2-106	00-014-1195	2-80	00-021-3801	2-12	00-043-3723	2-148
00-004-4583	2-61	00-014-1198	2-80	00-021-3806	2-12	00-043-3964	2-127
00-004-5033	2-69	00-014-1346	2-80	00-021-3884	2-63	00-043-4682	2-90
00-004-7111	2-11	00-014-1359	2-80	00-021-3912	2-46	00-043-4708	2-66
00-005-0429	2-32	00-014-1766	2-19	00-021-8211	2-74	00-044-3146	2-76
00-005-0482	2-122	00-014-2583	2-140	00-023-2190	2-138	00-044-4153	2-13
00-005-0521	2-117	00-014-5855	2-62	00-023-2397	2-58	00-044-4190	2-161
00-005-0989	2-85	00-014-5970	2-138	00-024-2914	2-69	00-044-4234	2-79
00-005-1027	2-159	00-014-9211	2-33	00-025-0032	2-95	00-044-4855	2-77
00-005-6256	2-85	00-014-9247	2-33	00-025-2160	2-138	00-044-5726	2-119
00-005-6257	2-85	00-014-9262	2-33	00-026-2037	2-111	00-044-6234	2-65
00-005-6258	2-85	00-014-9289	2-33	00-026-3756	2-99	00-045-1879	2-93
00-005-8155	2-77	00-014-9301	2-33	00-026-7926	2-131	00-045-1884	2-94
00-006-0759	2-104	00-014-9304	2-33	00-027-0322	2-91	00-045-1915	2-48
00-006-0806	2-84	00-014-9307	2-33	00-027-5679	2-76	00-045-1922	2-95
00-006-2250	2-61	00-014-9349	2-33	00-027-5947	2-95	00-045-1933	2-94
00-006-4757	2-104	00-014-9352	2-33	00-027-5949	2-95	00-045-1937	2-49
00-006-8202	2-170	00-014-9355	2-33	00-027-9371	2-132	00-045-1950	2-95
00-007-0180	2-120	00-014-9367	2-33	00-030-0205	2-130	00-045-3180	2-21
00-007-3295	2-90	00-014-9394	2-33	00-031-0920	2-61	00-045-3181	2-21
00-007-5772	2-110	00-014-9400	2-33	00-031-1504	2-4	00-045-3182	2-21
00-007-9881	2-23	00-014-9412	2-33	00-033-7080	2-133	00-045-3296	2-69
00-008-3668	2-23	00-014-9427	2-33	00-034-1122	2-31	00-045-3299	2-69
00-008-3719	2-84	00-014-9479	2-140	00-034-1127	2-31	00-045-3526	2-5
00-008-7123	2-147	00-014-9926	2-34	00-034-1130	2-31	00-045-4007	2-69
00-009-0534	2-120	00-015-0859	2-34	00-034-1150	2-31	00-045-4027	2-134
00-009-0683	2-61	00-015-0919	2-34	00-034-1152	2-31	00-045-4559	2-120
00-010-1145	2-30	00-015-0995	2-34	00-034-1215	2-31	00-045-5214	2-66
00-010-2108	2-34	00-015-1001	2-34	00-034-1234	2-30	00-045-5218	2-66
00-010-3070	2-73	00-016-1615	2-33	00-034-1239	2-30	00-045-5220	2-66
	2-74	00-016-8286	2-48	00-034-3924	2-79	00-045-8338	2-26
00-010-3090	2-140	00-017-5121	2-62	00-034-3927	2-79	00-045-9025	2-105
00-010-3091	2-57	00-017-6143	2-40	00-036-9305	2-93	00-047-2391	2-64
00-010-4655	2-74	00-017-6414	2-96	00-037-6902	2-66	00-047-2394	2-64
00-010-4659	2-74	00-017-9252	2-75	00-038-0737	2-177	00-047-2965	2-64
00-010-4661	2-74	00-018-7069	2-14	00-038-2922	2-117	00-049-8014	2-119

NIIN Cross Reference Index

<u>NIIN</u>	<u>Page No.</u>	<u>NIIN</u>	<u>Page No.</u>	<u>NIIN</u>	<u>Page No.</u>	<u>NIIN</u>	<u>Page No.</u>
00-050-1076	2-13	00-052-7405	2-33	00-054-5652	2-28	00-057-4593	2-15
00-050-1094	2-155	00-052-7431	2-25	00-054-5653	2-28	00-057-5706	2-90
00-050-3277	2-62	00-052-7449	2-25	00-054-5654	2-28	00-057-5709	2-127
00-050-4212	2-13	00-052-7451	2-25	00-054-5655	2-28	00-057-6367	2-98
00-050-5118	2-1	00-052-7482	2-25	00-054-5656	2-28	00-057-7794	2-160
00-050-5661	2-170	00-052-7484	2-25	00-054-5657	2-28	00-057-9586	2-25
00-050-6646	2-62	00-052-7495	2-15	00-054-6346	2-78	00-057-9985	2-80
00-050-8800	2-132	00-052-7500	2-33	00-054-6649	2-28	00-058-1082	2-33
00-050-9227	2-28	00-052-7533	2-119	00-054-6650	2-28	00-058-1703	2-77
00-050-9229	2-28	00-052-8238	2-33	00-054-6651	2-28	00-058-1730	2-67
00-050-9230	2-28	00-052-8240	2-33	00-054-6652	2-28	00-058-1823	2-61
00-050-9231	2-28	00-052-8241	2-33	00-054-6653	2-28	00-058-1993	2-78
00-050-9233	2-28	00-052-8242	2-32	00-054-6654	2-28	00-058-2575	2-22
00-050-9234	2-28	00-052-8875	2-32	00-054-6655	2-28	00-058-3632	2-67
00-050-9235	2-28	00-052-8887	2-32	00-054-6656	2-28	00-058-4006	2-21
00-050-9238	2-28	00-052-8903	2-32	00-054-6657	2-28	00-058-4011	2-21
00-050-9401	2-45	00-052-8904	2-32	00-054-6658	2-28	00-058-5051	2-25
00-051-0029	2-137	00-052-8907	2-33	00-054-6659	2-28	00-058-5924	2-79
00-051-0227	2-26	00-052-9048	2-32	00-054-6660	2-28	00-058-6077	2-79
00-051-1327	2-177	00-052-9050	2-32	00-054-6661	2-28	00-058-6079	2-79
00-051-2352	2-26	00-052-9051	2-33	00-054-6662	2-28	00-058-6081	2-79
00-051-4484	2-35	00-052-9052	2-32	00-054-6666	2-28	00-058-6428	2-56
00-051-4502	2-35	00-052-9730	2-119	00-054-6667	2-28	00-058-6430	2-60
00-051-4887	2-93	00-052-9802	2-22	00-054-6668	2-28	00-058-9379	2-37
00-051-6066	2-103	00-053-0252	2-97	00-054-6669	2-28	00-058-9380	2-37
00-051-6521	2-26	00-053-0692	2-104	00-054-6670	2-28	00-058-9385	2-37
00-051-6751	2-15	00-053-1087	2-25	00-054-6671	2-28	00-058-9389	2-37
00-051-6891	2-79	00-053-5647	2-111	00-054-6672	2-28	00-058-9698	2-79
00-051-8308	2-26	00-054-0041	2-67	00-054-6673	2-28	00-058-9727	2-79
00-051-8499	2-33	00-054-0088	2-90	00-054-6674	2-28	00-058-9731	2-79
00-051-8606	2-15	00-054-1011	2-9	00-054-6675	2-28	00-058-9737	2-79
00-051-8608	2-16	00-054-1435	2-45	00-054-6676	2-28	00-058-9747	2-79
00-051-9133	2-143	00-054-2265	2-17	00-054-6677	2-28	00-058-9756	2-79
00-051-9867	2-81	00-054-2266	2-17	00-054-6680	2-28	00-058-9765	2-79
00-052-1457	2-12	00-054-3220	2-74	00-054-8416	2-84	00-058-9767	2-79
00-052-1972	2-84	00-054-4530	2-94	00-054-8546	2-120	00-058-9780	2-79
00-052-2266	2-90	00-054-5044	2-96	00-054-9242	2-22	00-058-9782	2-79
00-052-3033	2-137	00-054-5635	2-28	00-055-2797	2-15	00-058-9784	2-79
00-052-3540	2-80	00-054-5636	2-28	00-055-5055	2-176	00-058-9808	2-79
00-052-4020	2-139	00-054-5637	2-28	00-056-3026	2-140	00-058-9812	2-79
00-052-5267	2-119	00-054-5638	2-28	00-056-3395	2-57	00-059-0491	2-75
00-052-5915	2-25	00-054-5639	2-28	00-056-9536	2-35	00-059-0494	2-75
00-052-5923	2-25	00-054-5640	2-28	00-056-9961	2-26	00-059-2490	2-37
00-052-5925	2-25	00-054-5641	2-28	00-056-9962	2-26	00-059-3652	2-17
00-052-5926	2-25	00-054-5642	2-28	00-057-0487	2-21	00-059-3655	2-29
00-052-5935	2-25	00-054-5643	2-28	00-057-0489	2-21	00-059-3656	2-29
00-052-5937	2-25	00-054-5645	2-28	00-057-0490	2-21	00-059-3657	2-29
00-052-5941	2-25	00-054-5646	2-28	00-057-0491	2-21	00-059-3658	2-29
00-052-6362	2-70	00-054-5647	2-28	00-057-0492	2-21	00-059-3659	2-29
00-052-6456	2-15	00-054-5648	2-28	00-057-0493	2-21	00-059-3660	2-29
00-052-6754	2-61	00-054-5649	2-28	00-057-0495	2-21	00-059-3661	2-29
00-052-6866	2-32	00-054-5650	2-28	00-057-0573	2-67	00-059-3662	2-29
00-052-7056	2-77	00-054-5651	2-28	00-057-1706	2-84	00-059-3663	2-29

NIIN Cross Reference Index

<u>NIIN</u>	<u>Page No.</u>	<u>NIIN</u>	<u>Page No.</u>	<u>NIIN</u>	<u>Page No.</u>	<u>NIIN</u>	<u>Page No.</u>
00-059-3664	2-29	00-064-2470	2-78	00-068-0516	2-14	00-071-2074	2-14
00-059-3665	2-29	00-064-2570	2-127	00-068-0529	2-140	00-071-2077	2-14
00-059-3667	2-29	00-064-2652	2-175	00-068-0540	2-16	00-071-2079	2-14
00-059-3673	2-29	00-064-2699	2-80	00-068-0541	2-16	00-071-2081	2-14
00-059-3676	2-29	00-064-4381	2-179	00-068-0543	2-16	00-071-2083	2-14
00-059-4550	2-25	00-064-6088	2-148	00-068-1814	2-24	00-071-2087	2-28
00-059-4553	2-25	00-064-8384	2-31	00-068-1817	2-24	00-071-2093	2-28
00-059-4568	2-25	00-064-8388	2-31	00-068-2500	2-119	00-071-2204	2-119
00-059-4573	2-25	00-064-8389	2-31	00-068-4358	2-119	00-071-2214	2-24
00-059-5438	2-160	00-064-8390	2-31	00-068-4382	2-120	00-071-2233	2-13
00-059-6363	2-173	00-064-8391	2-31	00-068-5276	2-15	00-071-2237	2-13
00-059-6515	2-120	00-064-8577	2-106	00-068-5287	2-26	00-071-2499	2-21
00-059-7503	2-120	00-064-8804	2-114	00-068-5398	2-15	00-071-2505	2-14
00-059-7576	2-30	00-065-5187	2-68	00-068-5405	2-15	00-071-2509	2-14
00-059-8247	2-28	00-066-1286	2-111	00-068-5407	2-15	00-071-2510	2-14
00-059-8248	2-28	00-066-1457	2-138	00-068-5409	2-15	00-071-2513	2-14
00-059-8249	2-28	00-066-2196	2-55	00-068-5410	2-15	00-071-2519	2-14
00-059-8255	2-28	00-066-2413	2-119	00-068-5411	2-15	00-071-3234	2-68
00-059-8256	2-28	00-066-4289	2-64	00-068-5412	2-15	00-072-3665	2-120
00-059-8263	2-28	00-066-5014	2-67	00-068-5414	2-15	00-072-8894	2-80
00-059-8280	2-28	00-066-5799	2-106	00-068-5415	2-15	00-073-2629	2-158
00-059-8733	2-66	00-066-7322	2-22	00-068-5823	2-24	00-073-4109	2-169
00-059-8753	2-120	00-066-7323	2-22	00-068-5825	2-24	00-074-0881	2-4
00-059-9061	2-95	00-066-7325	2-26	00-068-7837	2-14	00-074-1576	2-138
00-059-9263	2-62	00-066-7326	2-26	00-068-8202	2-15	00-074-1586	2-32
00-059-9264	2-62	00-066-8691	2-97	00-068-8431	2-15	00-074-3301	2-91
00-059-9265	2-62	00-066-9611	2-141	00-068-9156	2-24	00-075-2738	2-135
00-059-9266	2-62	00-067-3461	2-31	00-068-9167	2-24	00-075-3221	2-119
00-060-2039	2-61	00-067-3659	2-159	00-068-9185	2-24	00-075-3690	2-138
00-061-2067	2-64	00-067-3871	2-75	00-069-5124	2-143	00-076-0377	2-55
00-061-2359	2-129	00-067-5672	2-68	00-069-5291	2-68	00-076-0493	2-135
00-061-2360	2-129	00-067-5716	2-96	00-070-0385	2-176	00-076-4071	2-83
00-061-2361	2-129	00-067-6408	2-119	00-070-0386	2-93	00-077-0606	2-133
00-061-2379	2-129	00-067-7775	2-60	00-071-1228	2-50	00-077-1458	2-114
00-061-2839	2-139	00-067-8511	2-50	00-071-1315	2-28	00-077-2380	2-130
00-061-7325	2-62	00-067-9232	2-66	00-071-1316	2-28	00-078-0046	2-137
00-061-7326	2-62	00-067-9491	2-67	00-071-1318	2-28	00-078-0246	2-31
00-061-9104	2-105	00-067-9743	2-176	00-071-1322	2-25	00-078-2951	2-142
00-062-1847	2-141	00-067-9875	2-150	00-071-1323	2-25	00-078-3905	2-9
00-062-2374	2-89	00-067-9878	2-150	00-071-1324	2-25	00-078-8381	2-128
00-062-4954	2-62	00-067-9880	2-150	00-071-1325	2-25	00-078-8588	2-67
00-062-9602	2-60	00-067-9989	2-56	00-071-1327	2-25	00-078-8947	2-8
00-063-3503	2-26	00-068-0252	2-76	00-071-1784	2-13	00-078-8948	2-8
00-063-3507	2-26	00-068-0405	2-86	00-071-1786	2-14	00-078-8949	2-8
00-063-4568	2-32	00-068-0500	2-13	00-071-1788	2-14	00-078-8950	2-8
00-063-6716	2-59	00-068-0501	2-13	00-071-2059	2-14	00-079-1240	2-147
00-063-7366	2-80	00-068-0502	2-13	00-071-2067	2-14	00-079-1967	2-58
00-063-7682	2-47	00-068-0504	2-13	00-071-2068	2-14	00-079-2078	2-76
00-063-7683	2-47	00-068-0508	2-14	00-071-2069	2-14	00-079-4578	2-119
00-063-9016	2-79	00-068-0509	2-14	00-071-2070	2-14	00-079-5835	2-26
00-063-9097	2-64	00-068-0510	2-15	00-071-2071	2-14	00-080-0099	2-45
00-063-9099	2-175	00-068-0511	2-14	00-071-2072	2-14	00-080-0100	2-45
00-063-9627	2-138	00-068-0515	2-14	00-071-2073	2-14	00-080-0109	2-45

NIIN Cross Reference Index

NIIN	Page No.	NIIN	Page No.	NIIN	Page No.		Page No.
00-080-0170	2-80	00-088-7647	2-67	00-111-7491	2-23	00-117-6937	2-86
00-080-1846	2-170	00-088-8719	2-127	00-112-1382	2-140	00-117-6938	2-86
00-080-1942	2-80	00-088-8996	2-26	00-112-7220	2-103	00-117-6939	2-86
00-080-1943	2-80	00-088-9044	2-29	00-112-9775	2-110	00-117-6941	2-86
00-080-6783	2-178	00-088-9665	2-21	00-113-3771	2-42	00-117-6942	2-86
00-080-8495	2-59	00-088-9666	2-26	00-113-4205	2-61	00-117-6948	2-86
00-081-3381	2-148	00-088-9667	2-26	00-113-6215	2-105	00-117-6949	2-86
00-081-4219	2-66	00-088-9671	2-21	00-113-6247	2-141	00-117-6950	2-86
00-081-4719	2-9	00-089-3000	2-73	00-113-6274	2-162	00-117-6951	2-86
00-081-6052	2-7	00-089-9303	2-176	00-114-1978	2-18	00-117-6952	2-86
00-081-6668	2-26	00-090-4136	2-61	00-115-1357	2-120	00-117-6953	2-86
00-081-6829	2-79	00-090-5394	2-84	00-115-6138	2-47	00-117-6956	2-86
00-081-6910	2-120	00-090-9621	2-106	00-115-6358	2-98	00-118-2933	2-38
00-081-7016	2-80	00-092-6882	2-179	00-115-6365	2-99	00-118-5737	2-55
00-081-7874	2-80	00-094-1830	2-81	00-115-6368	2-84	00-118-6659	2-141
00-081-8087	2-61	00-094-8341	2-70	00-115-6848	2-172	00-118-9090	2-119
00-081-8307	2-84	00-097-6510	2-114	00-115-9398	2-64	00-119-4750	2-171
00-082-6721	2-28	00-097-6527	2-89	00-115-9416	2-30	00-119-6291	2-134
00-082-6734	2-25	00-097-7306	2-42	00-115-9526	2-15	00-119-6774	2-86
00-082-6738	2-25	00-097-7307	2-42	00-115-9621	2-48	00-119-7452	2-12
00-082-6739	2-25	00-097-9838	2-133	00-116-0034	2-18	00-121-2466	2-120
00-082-6780	2-23	00-098-4757	2-37	00-116-0081	2-66	00-121-2475	2-120
00-082-6782	2-36	00-101-7811	2-70	00-116-1422	2-44	00-121-2676	2-43
00-082-6967	2-28	00-102-9621	2-174	00-116-1426	2-44	00-121-2996	2-12
00-082-8231	2-159	00-103-0727	2-83	00-116-1631	2-4	00-121-7629	2-71
00-082-8246	2-77	00-103-2254	2-188	00-116-2375	2-141	00-122-9648	2-110
00-083-0678	2-129	00-103-2945	2-139	00-116-2376	2-141	00-122-9721	2-46
00-083-6218	2-56	00-103-2976	2-139	00-116-7790	2-43	00-123-2499	2-60
00-084-3318	2-42	00-104-5060	2-139	00-116-9230	2-154	00-124-3042	2-170
00-084-4328	2-92	00-105-3236	2-107	00-117-4737	2-41	00-125-3937	2-68
00-085-4124	2-96	00-105-3297	2-52	00-117-4813	2-94	00-125-8116	2-101
00-086-4988	2-9	00-105-3945	2-66	00-117-6010	2-86	00-126-0434	2-116
00-087-0172	2-115	00-105-4168	2-104	00-117-6516	2-86	00-126-5149	2-48
00-087-0775	2-46	00-106-3151	2-178	00-117-6815	2-86	00-126-5151	2-48
00-087-0779	2-46	00-106-6321	2-42	00-117-6826	2-86	00-126-5753	2-55
00-087-0790	2-46	00-107-1600	2-55	00-117-6828	2-86	00-126-8426	2-104
00-087-1628	2-45	00-107-2229	2-62	00-117-6830	2-86	00-127-3439	2-40
00-087-1630	2-45	00-107-9068	2-174	00-117-6833	2-86	00-127-7328	2-68
00-087-4652	2-61	00-108-9988	2-50	00-117-6837	2-86	00-127-7955	2-7
00-087-8226	2-80	00-109-7436	2-30	00-117-6839	2-86	00-128-4005	2-183
00-088-0551	2-61	00-109-9007	2-64	00-117-6840	2-86	00-128-4475	2-183
00-088-0552	2-61	00-110-2421	2-149	00-117-6841	2-86	00-128-4751	2-183
00-088-0553	2-61	00-110-2981	2-155	00-117-6843	2-86	00-128-4981	2-183
00-088-1046	2-179	00-110-3600	2-111	00-117-6845	2-86	00-128-5059	2-183
00-088-1047	2-179	00-110-3604	2-106	00-117-6851	2-86		2-183
00-088-1054	2-81	00-110-6222	2-111	00-117-6853	2-86	00-128-5134	2-183
00-088-1251	2-61	00-110-8813	2-173	00-117-6856	2-86	00-128-5143	2-183
00-088-1607	2-46	00-111-2211	2-137	00-117-6880	2-86	00-128-5419	2-183
00-088-1609	2-79	00-111-3606	2-77	00-117-6881	2-86	00-128-5475	2-183
00-088-1610	2-79	00-111-3660	2-178	00-117-6883	2-86	00-128-5531	2-183
00-088-1611	2-80	00-111-3681	2-6	00-117-6884	2-86	00-128-5619	2-183
00-088-1612	2-81	00-111-3813	2-64	00-117-6885	2-86	00-129-2063	2-183
00-088-6014	2-77	00-111-5729	2-134	00-117-6888	2-86	00-129-7721	2-183

NIIN Cross Reference Index

<u>NIIN</u>	<u>Page No.</u>	<u>NIIN</u>	<u>Page No.</u>	<u>NIIN</u>	<u>Page No.</u>	<u>NIIN</u>	<u>Page No.</u>
00-129-7749	2-183	00-143-8695	2-119	00-151-0524	2-39	00-151-8817	2-66
00-129-7777	2-183	00-143-9768	2-18	00-151-0777	2-42	00-151-8930	2-66
00-129-7833	2-183	00-144-0364	2-21	00-151-0778	2-42	00-151-9074	2-60
00-129-7889	2-183	00-144-3646	2-42	00-151-0779	2-42	00-151-9653	2-76
00-132-5693	2-1	00-144-3648	2-42	00-151-0780	2-42	00-152-0457	2-139
00-132-5699	2-7	00-144-3706	2-42	00-151-0781	2-42	00-152-2736	2-118
00-132-8069	2-73	00-144-3852	2-39	00-151-0782	2-42	00-154-3110	2-133
00-132-8073	2-73	00-144-4004	2-42	00-151-0784	2-42	00-154-8358	2-133
00-133-4576	2-127	00-144-4048	2-39	00-151-0785	2-42	00-154-9075	2-133
00-133-9791	2-124	00-144-4051	2-39	00-151-1135	2-42	00-156-2327	2-43
00-135-1125	2-85	00-144-6546	2-49	00-151-1180	2-39	00-156-2336	2-43
00-135-5144	2-77	00-144-7310	2-145	00-151-1410	2-42	00-156-2337	2-43
00-135-7227	2-119	00-144-7311	2-145	00-151-1411	2-42	00-156-2338	2-43
00-136-2942	2-51	00-145-0776	2-31	00-151-1412	2-42	00-156-2339	2-43
00-136-5673	2-121	00-145-0875	2-50	00-151-1413	2-42	00-156-2341	2-43
00-137-3036	2-64	00-145-0904	2-22	00-151-1415	2-42	00-156-2347	2-43
00-138-4440	2-119	00-145-0934	2-42	00-151-1416	2-42	00-156-2348	2-43
00-138-6466	2-94	00-145-1064	2-20	00-151-1417	2-42	00-156-2699	2-39
00-139-0011	2-41	00-145-2329	2-64	00-151-1418	2-42	00-156-2703	2-39
00-139-0179	2-73	00-145-7011	2-20	00-151-1419	2-42	00-156-2753	2-39
00-139-0328	2-89	00-145-7016	2-20	00-151-1420	2-42	00-157-5632	2-34
00-140-8122	2-159	00-145-7017	2-20	00-151-1421	2-42	00-157-5667	2-94
00-140-9585	2-130	00-146-2670	2-120	00-151-1422	2-42	00-158-0640	2-129
00-141-1767	2-60	00-146-7074	2-66	00-151-1423	2-42	00-158-0754	2-16
00-141-1768	2-60	00-147-3238	2-32	00-151-1424	2-42	00-158-0758	2-16
00-141-1795	2-65	00-147-3248	2-33	00-151-1426	2-42	00-158-3805	2-147
00-141-2453	2-108	00-147-6526	2-66	00-151-1427	2-42	00-158-3807	2-147
00-141-3010	2-57	00-148-4719	2-68	00-151-1452	2-43	00-159-3901	2-172
00-141-4002	2-90	00-148-6468	2-146	00-151-1454	2-43	00-159-3904	2-172
00-141-4003	2-90	00-149-1835	2-46	00-151-1461	2-43	00-159-6339	2-58
00-141-6943	2-169	00-149-9116	2-70	00-151-1942	2-43	00-159-9152	2-122
00-141-6944	2-169	00-149-9119	2-70	00-151-1962	2-39	00-160-5910	2-157
00-141-7134	2-98	00-149-9130	2-67	00-151-1963	2-39	00-161-8830	2-74
00-141-7320	2-27	00-149-9143	2-67	00-151-1964	2-39	00-161-8831	2-74
00-141-7838	2-185	00-149-9146	2-70	00-151-1965	2-39	00-161-8832	2-74
00-141-7842	2-185	00-149-9688	2-46	00-151-1969	2-39	00-161-8834	2-74
00-141-7957	2-89	00-150-2920	2-9	00-151-1970	2-39	00-161-8835	2-74
00-141-9705	2-71	00-150-3009	2-77	00-151-1972	2-39	00-161-8837	2-74
00-142-0384	2-179	00-150-4092	2-84	00-151-2322	2-39	00-161-9043	2-156
00-142-1775	2-171	00-150-4154	2-59	00-151-2341	2-24	00-161-9044	2-156
00-142-2684	2-170	00-150-9105	2-42	00-151-2626	2-42	00-161-9066	2-155
00-142-6194	2-187	00-150-9208	2-20	00-151-2797	2-43	00-161-9695	2-154
00-143-0256	2-77	00-150-9211	2-20	00-151-3015	2-42	00-161-9715	2-155
00-143-1765	2-41	00-150-9212	2-20	00-151-5431	2-59	00-163-1930	2-35
00-143-3351	2-48	00-150-9213	2-20	00-151-5516	2-84	00-163-6566	2-126
00-143-6020	2-55	00-150-9221	2-42	00-151-5520	2-84	00-163-6641	2-108
00-143-6079	2-86	00-150-9515	2-20	00-151-5910	2-99	00-163-6805	2-47
00-143-6275	2-73	00-150-9517	2-20	00-151-5912	2-98	00-163-8028	2-188
00-143-6823	2-119	00-150-9527	2-43	00-151-5914	2-98	00-163-8029	2-188
00-143-6875	2-119	00-150-9528	2-43	00-151-5915	2-97	00-164-5121	2-74
00-143-7046	2-132	00-150-9990	2-42	00-151-6234	2-39	00-164-5126	2-74
00-143-7054	2-104	00-151-0277	2-39	00-151-7378	2-93	00-164-8319	2-18
00-143-7932	2-119	00-151-0330	2-39	00-151-7974	2-26	00-165-1935	2-122

NIIN Cross Reference Index

<u>NIIN</u>	<u>Page No.</u>	<u>NIIN</u>	<u>Page No.</u>	<u>NIIN</u>	<u>Page No.</u>	<u>NIIN</u>	<u>Page No.</u>
00-165-1936	2-122	00-166-0968	2-121	00-166-1100	2-124	00-167-0822	2-65
00-165-1937	2-122	00-166-0969	2-121	00-166-1101	2-124	00-167-0823	2-65
00-165-1938	2-122	00-166-0975	2-121	00-166-1104	2-124	00-167-0824	2-65
00-165-1940	2-122	00-166-0980	2-121	00-166-1109	2-124	00-167-0825	2-65
00-165-1941	2-122	00-166-0988	2-121	00-166-1110	2-124	00-167-0826	2-65
00-165-1942	2-122	00-166-0990	2-121	00-166-1111	2-124	00-167-0827	2-65
00-165-1943	2-122	00-166-0991	2-121	00-166-1112	2-124	00-167-0828	2-65
00-165-1944	2-122	00-166-0992	2-121	00-166-8390	2-121	00-167-0831	2-65
00-165-1946	2-122	00-166-0993	2-121	00-166-8391	2-121	00-167-0832	2-65
00-165-1947	2-122	00-166-0994	2-121	00-166-8392	2-121	00-167-0833	2-65
00-165-1948	2-122	00-166-0996	2-121	00-166-8394	2-121	00-167-0834	2-65
00-165-1949	2-122	00-166-1001	2-121	00-166-8395	2-121	00-167-0835	2-65
00-165-1950	2-122	00-166-1010	2-121	00-166-8396	2-121	00-167-0836	2-65
00-165-1951	2-122	00-166-1011	2-121	00-166-8397	2-121	00-167-0837	2-65
00-165-1952	2-122	00-166-1017	2-121	00-166-8398	2-121	00-167-0838	2-65
00-165-1953	2-122	00-166-1020	2-121	00-166-8399	2-122	00-167-0839	2-65
00-165-1954	2-122	00-166-1022	2-121	00-166-8400	2-122	00-167-0841	2-65
00-165-1955	2-122	00-166-1025	2-121	00-166-8401	2-122	00-167-0842	2-65
00-165-1956	2-122	00-166-1030	2-121	00-166-8402	2-122	00-167-1279	2-55
00-165-1957	2-122	00-166-1036	2-121	00-166-8403	2-122	00-167-1280	2-55
00-165-1958	2-122	00-166-1041	2-121	00-166-8404	2-122	00-167-1281	2-55
00-165-1959	2-122	00-166-1046	2-121	00-166-8405	2-122	00-167-1284	2-55
00-165-1960	2-122	00-166-1049	2-121	00-166-8406	2-122	00-167-1285	2-55
00-165-1961	2-122	00-166-1055	2-121	00-166-8411	2-122	00-167-1286	2-55
00-165-1962	2-122	00-166-1058	2-121	00-166-8412	2-122	00-167-1288	2-55
00-165-1963	2-122	00-166-1059	2-121	00-166-8415	2-122	00-167-1289	2-55
00-165-1964	2-122	00-166-1060	2-121	00-166-8422	2-122	00-167-1290	2-55
00-165-1965	2-122	00-166-1062	2-121	00-166-8428	2-122	00-167-1292	2-55
00-165-1966	2-122	00-166-1063	2-121	00-167-0680	2-69	00-167-1294	2-55
00-165-1967	2-122	00-166-1066	2-121	00-167-0702	2-65	00-167-1300	2-57
00-165-1968	2-122	00-166-1068	2-121	00-167-0706	2-65	00-167-1302	2-57
00-165-1969	2-122	00-166-1071	2-121	00-167-0721	2-70	00-167-1304	2-57
00-165-1970	2-122	00-166-1072	2-121	00-167-0738	2-65	00-167-1320	2-56
00-165-1971	2-123	00-166-1074	2-121	00-167-0739	2-65	00-167-1342	2-56
00-165-1972	2-123	00-166-1076	2-121	00-167-0740	2-65	00-167-1343	2-56
00-165-1974	2-123	00-166-1077	2-124	00-167-0752	2-65	00-167-1344	2-56
00-165-1975	2-123	00-166-1078	2-124	00-167-0754	2-65	00-167-1345	2-56
00-165-1976	2-123	00-166-1079	2-124	00-167-0765	2-67	00-167-1346	2-56
00-165-1977	2-124	00-166-1081	2-124	00-167-0766	2-67	00-167-1724	2-65
00-165-1978	2-124	00-166-1084	2-124	00-167-0797	2-65	00-167-1726	2-65
00-165-1979	2-124	00-166-1085	2-124	00-167-0801	2-65	00-167-3708	2-42
00-165-1980	2-124	00-166-1086	2-124	00-167-0803	2-65	00-167-4943	2-84
00-165-1981	2-124	00-166-1087	2-124	00-167-0804	2-65	00-167-5110	2-121
00-165-2083	2-84	00-166-1088	2-124	00-167-0805	2-65	00-167-5111	2-121
00-165-2084	2-84	00-166-1089	2-124	00-167-0806	2-65	00-167-5112	2-121
00-165-4565	2-123	00-166-1090	2-124	00-167-0808	2-65	00-167-5113	2-121
00-165-7671	2-139	00-166-1091	2-124	00-167-0809	2-65	00-167-5114	2-121
00-165-7806	2-177	00-166-1092	2-124	00-167-0812	2-65	00-167-5115	2-121
00-165-8074	2-14	00-166-1094	2-124	00-167-0814	2-65	00-167-5116	2-121
00-166-0959	2-121	00-166-1095	2-124	00-167-0816	2-65	00-167-5117	2-121
00-166-0963	2-121	00-166-1097	2-124	00-167-0818	2-65	00-167-5118	2-121
00-166-0966	2-121	00-166-1098	2-124	00-167-0820	2-65	00-167-5119	2-121
00-166-0967	2-121	00-166-1099	2-124	00-167-0821	2-65	00-167-5120	2-121

NIIN Cross Reference Index

<u>NIIN</u>	<u>Page No.</u>	<u>NIIN</u>	<u>Page No.</u>	<u>NIIN</u>	<u>Page No.</u>	<u>NIIN</u>	<u>Page No.</u>
00-167-5121	2-121	00-168-6593	2-172	00-171-5897	2-129	00-171-9225	2-129
00-167-5122	2-121	00-169-7988	2-77	00-171-5898	2-129	00-171-9368	2-131
00-167-5123	2-121	00-170-1606	2-18	00-171-5899	2-129	00-171-9898	2-178
00-167-5124	2-121	00-170-3039	2-86	00-171-5901	2-129	00-171-9974	2-101
00-167-5125	2-121	00-171-2436	2-137	00-171-5902	2-129	00-172-4210	2-95
00-167-5126	2-121	00-171-2651	2-62	00-171-5903	2-129	00-172-6820	2-103
00-167-5127	2-121	00-171-2693	2-85	00-171-5904	2-129	00-172-6922	2-61
00-167-5128	2-121	00-171-4238	2-91	00-171-5905	2-129	00-172-7187	2-121
00-167-5129	2-121	00-171-4365	2-93	00-171-5908	2-129	00-172-7188	2-121
00-167-5135	2-121	00-171-5042	2-129	00-171-5909	2-130	00-172-7189	2-125
00-167-5136	2-122	00-171-5043	2-130	00-171-5910	2-130	00-172-8382	2-139
00-167-5137	2-122	00-171-5044	2-129	00-171-5911	2-130	00-173-2917	2-105
00-167-5138	2-122	00-171-5046	2-130	00-171-5913	2-129	00-173-3022	2-122
00-167-5139	2-122	00-171-5047	2-129	00-171-5914	2-130	00-173-3023	2-122
00-167-5140	2-122	00-171-5048	2-129	00-171-6332	2-179	00-173-3025	2-123
00-167-5141	2-122	00-171-5049	2-130	00-171-6411	2-119	00-173-6591	2-187
00-167-5142	2-122	00-171-5050	2-129	00-171-6693	2-130	00-173-7584	2-60
00-167-5143	2-122	00-171-5051	2-130	00-171-6694	2-129	00-173-7617	2-49
00-167-5144	2-122	00-171-5052	2-129	00-171-6695	2-129	00-174-0446	2-154
00-167-5145	2-122	00-171-5053	2-129	00-171-6746	2-129	00-174-0532	2-45
00-167-5146	2-122	00-171-5062	2-129	00-171-6747	2-129	00-174-0986	2-155
00-167-5147	2-122	00-171-5063	2-129	00-171-6748	2-129	00-174-0995	2-155
00-167-5148	2-122	00-171-5064	2-129	00-171-6749	2-129	00-174-0997	2-155
00-167-5149	2-122	00-171-5065	2-129	00-171-6751	2-129	00-174-1000	2-155
00-167-5150	2-122	00-171-5066	2-129	00-171-6753	2-129	00-174-1001	2-155
00-167-5151	2-122	00-171-5067	2-129	00-171-6754	2-129	00-174-1937	2-50
00-167-5152	2-122	00-171-5068	2-129	00-171-6755	2-129	00-174-2923	2-97
00-167-5153	2-122	00-171-5069	2-129	00-171-6756	2-129	00-174-3231	2-9
00-167-5154	2-122	00-171-5070	2-129	00-171-6757	2-129	00-174-4007	2-13
00-167-5155	2-122	00-171-5071	2-129	00-171-6758	2-129	00-174-4008	2-13
00-167-5156	2-122	00-171-5072	2-130	00-171-6759	2-130	00-174-4009	2-13
00-167-5157	2-122	00-171-5073	2-129	00-171-6760	2-129	00-174-4010	2-13
00-167-5158	2-122	00-171-5074	2-129	00-171-6761	2-130	00-174-4011	2-13
00-167-5159	2-123	00-171-5075	2-129	00-171-6762	2-129	00-174-4012	2-13
00-167-5160	2-123	00-171-5095	2-130	00-171-6763	2-129	00-174-4013	2-13
00-167-5162	2-123	00-171-5097	2-129	00-171-6764	2-129	00-174-4015	2-13
00-167-5163	2-123	00-171-5098	2-129	00-171-6765	2-129	00-174-4028	2-13
00-167-5164	2-123	00-171-5099	2-130	00-171-6767	2-129	00-174-4029	2-13
00-167-5165	2-123	00-171-5100	2-130	00-171-6768	2-129	00-174-4030	2-13
00-167-5166	2-123	00-171-5102	2-129	00-171-6770	2-129	00-174-4031	2-13
00-167-5167	2-124	00-171-5752	2-129	00-171-6856	2-110	00-174-4032	2-13
00-167-5168	2-124	00-171-5778	2-129	00-171-6857	2-110	00-174-4033	2-13
00-167-5170	2-124	00-171-5779	2-129	00-171-6886	2-178	00-174-4034	2-13
00-167-5171	2-124	00-171-5789	2-95	00-171-7274	2-115	00-174-4035	2-13
00-167-5172	2-124	00-171-5885	2-129	00-171-7346	2-129	00-174-4037	2-13
00-167-5173	2-124	00-171-5886	2-129	00-171-7426	2-120	00-174-4040	2-13
00-167-5174	2-124	00-171-5887	2-129	00-171-7429	2-120	00-174-4041	2-13
00-167-5175	2-125	00-171-5889	2-129	00-171-8069	2-120	00-174-4042	2-13
00-167-5176	2-125	00-171-5890	2-129	00-171-8363	2-127	00-174-4043	2-13
00-167-8173	2-127	00-171-5891	2-130	00-171-8631	2-91	00-174-4045	2-13
00-168-2984	2-26	00-171-5892	2-130	00-171-9220	2-130	00-174-4047	2-13
00-168-5609	2-130	00-171-5893	2-130	00-171-9222	2-130	00-174-4053	2-13
00-168-5966	2-118	00-171-5894	2-129	00-171-9223	2-129	00-174-4054	2-13

NIIN Cross Reference Index

<u>NIIN</u>	<u>Page No.</u>	<u>NIIN</u>	<u>Page No.</u>	<u>NIIN</u>	<u>Page No.</u>	<u>NIIN</u>	<u>Page No.</u>
00-174-4055	2-13	00-176-8117	2-59	00-180-4833	2-131	00-184-8970	2-69
00-174-4056	2-13	00-177-1133	2-59	00-180-4896	2-172	00-184-8971	2-69
00-174-4057	2-13	00-177-3754	2-171	00-180-9090	2-120	00-184-8973	2-66
00-174-4058	2-13	00-177-3940	2-177	00-180-9098	2-119	00-184-8974	2-66
00-174-4059	2-13	00-177-4110	2-77	00-180-9934	2-129	00-184-8977	2-69
00-174-4091	2-42	00-177-4191	2-7	00-181-0855	2-33	00-184-8979	2-65
00-174-4108	2-39	00-177-5428	2-20	00-181-6086	2-41	00-184-8980	2-65
00-174-4355	2-52	00-177-5622	2-20	00-182-1368	2-23	00-184-8985	2-65
00-174-4764	2-52	00-177-5688	2-22	00-182-1853	2-43	00-184-8986	2-65
00-174-5315	2-91	00-178-1647	2-116	00-182-1854	2-43	00-184-8987	2-65
00-174-5317	2-91	00-178-1652	2-116	00-182-1857	2-43	00-184-8996	2-69
00-174-8562	2-42	00-178-1654	2-116	00-182-1913	2-42	00-184-9001	2-65
00-174-8563	2-42	00-178-3782	2-133	00-182-1950	2-43	00-184-9002	2-65
00-174-9458	2-44	00-178-3879	2-133	00-182-1951	2-43	00-184-9121	2-67
00-174-9461	2-44	00-178-4679	2-133		2-43	00-184-9858	2-91
00-174-9462	2-44	00-178-8631	2-70	00-182-1958	2-43	00-185-0001	2-91
00-174-9463	2-44	00-178-9791	2-101	00-182-2014	2-43	00-185-0017	2-91
00-174-9465	2-44	00-178-9792	2-101	00-182-2015	2-43	00-185-0018	2-91
00-174-9466	2-44	00-178-9793	2-101	00-182-2016	2-43	00-185-0037	2-75
00-174-9468	2-44	00-178-9794	2-101	00-182-2017	2-43	00-185-6343	2-58
00-174-9470	2-44	00-178-9795	2-101	00-182-2023	2-43	00-185-6345	2-58
00-174-9472	2-44	00-178-9796	2-101	00-182-2024	2-43	00-185-6346	2-58
00-174-9473	2-44	00-179-0050	2-131	00-182-2025	2-43	00-185-6389	2-58
00-174-9479	2-44	00-179-0051	2-131	00-182-2026	2-43	00-185-6425	2-58
00-174-9481	2-44	00-179-0052	2-131	00-182-2027	2-43	00-185-6426	2-58
00-174-9497	2-44	00-179-0053	2-131	00-182-2028	2-43	00-185-6460	2-58
00-174-9501	2-44	00-179-0054	2-131	00-182-2052	2-43	00-185-6461	2-58
00-174-9505	2-44	00-179-0277	2-132		2-43	00-185-6462	2-58
00-174-9526	2-44	00-179-0952	2-133	00-182-2056	2-43	00-185-6463	2-58
00-174-9530	2-44	00-179-1430	2-133	00-182-2057	2-43	00-185-6464	2-58
00-174-9532	2-44	00-179-5901	2-131	00-182-2058	2-43	00-185-6484	2-58
00-174-9533	2-44	00-180-0009	2-23	00-182-3115	2-119	00-185-7261	2-153
00-174-9535	2-44	00-180-0011	2-23	00-182-3696	2-108	00-186-0960	2-68
00-174-9731	2-44	00-180-0013	2-23	00-182-4173	2-75	00-186-0961	2-68
00-174-9732	2-44	00-180-0014	2-23	00-182-4797	2-10	00-186-0962	2-68
00-174-9743	2-44	00-180-0082	2-45	00-182-5806	2-58	00-186-0964	2-68
00-174-9744	2-44	00-180-0238	2-42	00-182-7288	2-26	00-186-0966	2-68
00-174-9761	2-44	00-180-0261	2-42	00-182-7307	2-26	00-186-0967	2-68
00-174-9766	2-44	00-180-1442	2-42	00-182-7485	2-31	00-186-0969	2-68
00-174-9885	2-174	00-180-1475	2-23	00-182-9379	2-31	00-186-0970	2-68
00-175-3230	2-19	00-180-1483	2-42	00-182-9893	2-9	00-186-0971	2-68
00-176-6281	2-84	00-180-1485	2-42	00-182-9898	2-148	00-186-0972	2-68
00-176-6333	2-62	00-180-1739	2-39	00-183-4355	2-65	00-186-0974	2-68
00-176-6341	2-62	00-180-1995	2-33	00-183-4357	2-65	00-186-1032	2-68
00-176-8108	2-59	00-180-2705	2-42	00-183-4362	2-65	00-186-1303	2-67
00-176-8109	2-59		2-42	00-183-4406	2-65	00-186-1469	2-104
00-176-8110	2-59	00-180-2711	2-43	00-183-8179	2-154	00-186-1745	2-118
00-176-8111	2-59	00-180-2750	2-42	00-184-1372	2-154	00-186-1747	2-118
00-176-8112	2-59	00-180-2751	2-42	00-184-1374	2-154	00-186-1749	2-118
00-176-8113	2-59	00-180-2752	2-42	00-184-1656	2-28	00-186-4947	2-127
00-176-8114	2-59	00-180-2778	2-43	00-184-3472	2-123	00-186-8818	2-156
00-176-8115	2-59	00-180-2779	2-43	00-184-8458	2-101	00-186-8819	2-156
00-176-8116	2-59	00-180-3322	2-23	00-184-8966	2-65	00-186-8820	2-156

NIIN Cross Reference Index

<u>NIIN</u>	<u>Page No.</u>	<u>NIIN</u>	<u>Page No.</u>	<u>NIIN</u>	<u>Page No.</u>	<u>NIIN</u>	<u>Page No.</u>
00-186-8821	2-156	00-187-9375	2-75	00-191-9406	2-150	00-195-2207	2-78
00-186-8854	2-156	00-187-9377	2-75	00-192-5047	2-155	00-195-2565	2-156
00-186-8855	2-156	00-187-9386	2-75	00-192-5049	2-155	00-195-4729	2-50
00-186-8856	2-156	00-187-9390	2-75	00-192-5050	2-155	00-195-4730	2-50
00-186-9220	2-22	00-187-9430	2-75	00-192-5051	2-155	00-195-4732	2-50
00-187-1477	2-178	00-187-9431	2-75	00-192-9316	2-155	00-195-4733	2-50
00-187-1506	2-178	00-187-9432	2-75	00-192-9339	2-153	00-195-4747	2-50
00-187-1855	2-66	00-187-9439	2-75	00-192-9341	2-153	00-196-1674	2-153
00-187-2394	2-65	00-187-9443	2-75	00-192-9345	2-153	00-196-1678	2-153
00-187-2395	2-65	00-187-9446	2-75	00-193-0095	2-139	00-196-1692	2-153
00-187-2396	2-65	00-187-9447	2-75	00-193-0120	2-139	00-196-1693	2-153
00-187-2397	2-65	00-187-9448	2-75	00-193-0783	2-137	00-196-1696	2-153
00-187-2398	2-65	00-187-9460	2-75	00-193-1340	2-156	00-196-1698	2-153
00-187-2400	2-65	00-187-9506	2-75	00-193-1341	2-156	00-196-1700	2-153
00-187-2402	2-65	00-187-9745	2-78	00-193-1348	2-156	00-196-4423	2-105
00-187-2405	2-65	00-187-9934	2-16	00-193-1349	2-156	00-196-6695	2-68
00-187-2406	2-65	00-188-0044	2-74	00-193-1356	2-155	00-196-6696	2-103
00-187-2425	2-69	00-188-0047	2-74	00-193-4280	2-50	00-197-4144	2-66
00-187-2426	2-69	00-188-0049	2-74	00-193-7211	2-156	00-197-4169	2-66
00-187-2427	2-69	00-188-0177	2-81	00-193-7227	2-156	00-197-4180	2-141
00-187-2428	2-69	00-188-0194	2-81	00-193-8868	2-36	00-197-5296	2-177
00-187-2429	2-69	00-188-0214	2-81	00-193-9695	2-65	00-197-5309	2-177
00-187-2430	2-69	00-188-0328	2-150	00-193-9706	2-66	00-197-8426	2-178
00-187-2431	2-69	00-188-0330	2-150	00-193-9753	2-66	00-197-8490	2-118
00-187-2432	2-69	00-188-0331	2-150	00-193-9791	2-177	00-197-8492	2-116
00-187-3241	2-81	00-188-0332	2-150	00-193-9807	2-103	00-197-8493	2-118
00-187-3243	2-81	00-188-0333	2-150	00-193-9812	2-178	00-197-8494	2-118
00-187-3433	2-153	00-188-0336	2-150	00-193-9882	2-178	00-197-8495	2-118
00-187-3682	2-66	00-188-1613	2-84	00-194-0636	2-66	00-197-8497	2-118
00-187-4129	2-67	00-188-3132	2-139	00-194-0637	2-66	00-197-8498	2-118
00-187-6268	2-155		2-139	00-194-0706	2-66	00-197-8505	2-118
00-187-6269	2-155	00-188-3291	2-178	00-194-0760	2-68	00-197-8524	2-117
00-187-6270	2-155	00-188-3300	2-178	00-194-0761	2-68	00-197-8527	2-117
00-187-6271	2-155	00-188-3744	2-66	00-194-0762	2-68	00-197-8535	2-117
00-187-6272	2-155	00-188-4716	2-73	00-194-0763	2-68	00-197-8981	2-119
00-187-6275	2-155	00-188-7723	2-65	00-194-0764	2-68	00-197-9650	2-118
00-187-6278	2-155	00-188-7888	2-56	00-194-0765	2-68	00-198-5085	2-73
00-187-6279	2-155	00-188-8343	2-178	00-194-0766	2-68	00-198-5336	2-73
00-187-6281	2-155	00-188-9145	2-73	00-194-0767	2-68	00-198-5602	2-74
00-187-6283	2-155	00-188-9166	2-73	00-194-0877	2-66	00-198-5606	2-74
00-187-6284	2-155	00-188-9207	2-73	00-194-0920	2-176	00-198-5616	2-74
00-187-6289	2-155	00-188-9358	2-73	00-194-0924	2-66	00-198-5617	2-74
00-187-6290	2-155	00-188-9396	2-73	00-194-0925	2-103	00-198-5618	2-74
00-187-6291	2-155	00-188-9654	2-176	00-194-1670	2-121	00-198-5974	2-81
00-187-6292	2-155	00-189-8467	2-57	00-194-1675	2-122	00-198-8040	2-154
00-187-6293	2-155	00-189-9518	2-5	00-194-2455	2-76	00-198-8046	2-154
00-187-6294	2-155	00-189-9538	2-4	00-194-2460	2-76	00-198-8048	2-154
00-187-6295	2-155	00-189-9890	2-95	00-194-4265	2-139	00-198-8050	2-154
00-187-7489	2-177	00-190-3339	2-9	00-194-6970	2-119	00-198-8056	2-154
00-187-7508	2-178	00-190-9978	2-117	00-194-7291	2-65	00-198-8057	2-154
00-187-7535	2-178	00-191-4926	2-104	00-194-7355	2-69	00-198-8058	2-154
00-187-9370	2-75	00-191-5679	2-116	00-194-8195	2-56	00-198-8060	2-154
00-187-9373	2-75	00-191-8152	2-139	00-194-9199	2-66	00-198-8198	2-165

NIIN Cross Reference Index

<u>NIIN</u>	<u>Page No.</u>	<u>NIIN</u>	<u>Page No.</u>	<u>NIIN</u>	<u>Page No.</u>	<u>NIIN</u>	<u>Page No.</u>
00-199-0014	2-102	00-201-2595	2-187	00-206-1459	2-52	00-207-8744	2-49
00-199-1028	2-58	00-201-2596	2-187	00-206-1688	2-22	00-207-9274	2-59
00-199-3114	2-57	00-201-2602	2-187	00-206-1975	2-35	00-207-9791	2-43
00-199-3118	2-58	00-201-2611	2-188	00-206-2080	2-34	00-208-1429	2-12
00-199-3119	2-57	00-201-2615	2-187	00-206-2098	2-35	00-208-1601	2-39
00-199-3120	2-57	00-202-1596	2-70	00-206-2113	2-35	00-208-3359	2-58
00-199-3144	2-57	00-202-2407	2-92	00-206-2218	2-28	00-208-3467	2-64
00-199-3155	2-56	00-202-2583	2-116	00-206-2220	2-28	00-208-3468	2-64
00-199-3405	2-73	00-202-2584	2-116	00-206-2285	2-35	00-208-3636	2-42
00-199-3473	2-73	00-202-2585	2-116	00-206-2508	2-28	00-208-3646	2-42
00-199-3476	2-73	00-202-2586	2-116	00-206-2510	2-28	00-208-3649	2-42
00-199-5937	2-177	00-202-2587	2-116	00-206-2938	2-44	00-208-3654	2-42
00-199-5955	2-177	00-202-2588	2-116	00-206-3007	2-46	00-208-3755	2-56
00-199-6001	2-177	00-202-2589	2-116	00-206-3454	2-35	00-208-3786	2-58
00-199-6027	2-177	00-202-2590	2-116	00-206-3645	2-22	00-208-3988	2-45
00-199-7639	2-55	00-202-2593	2-116	00-206-3647	2-22	00-208-4023	2-62
00-199-7643	2-55	00-202-2594	2-116	00-206-3689	2-25	00-208-4026	2-62
00-200-2355	2-164	00-202-2599	2-116	00-206-3693	2-25	00-208-4135	2-58
00-200-2550	2-176	00-202-2602	2-116	00-206-3694	2-25	00-208-4305	2-58
00-200-2595	2-172	00-202-2603	2-116	00-206-3701	2-22	00-208-4736	2-64
00-200-2637	2-174	00-202-3427	2-117	00-206-3702	2-22	00-208-5233	2-58
00-200-2639	2-172	00-202-3731	2-104	00-206-3713	2-28	00-208-5769	2-58
00-200-3041	2-139	00-202-4315	2-104	00-206-3715	2-28	00-208-5775	2-58
00-200-3045	2-139	00-202-4571	2-119	00-206-3716	2-28	00-208-6403	2-27
00-200-3183	2-79	00-203-0292	2-170	00-206-4318	2-45	00-208-6405	2-27
00-200-3548	2-172	00-203-7763	2-4	00-206-4539	2-42	00-208-6406	2-27
00-200-3586	2-75	00-203-9354	2-7	00-206-4674	2-37	00-208-6430	2-27
00-200-4445	2-163	00-204-1283	2-8	00-206-5401	2-22	00-208-6432	2-27
00-200-4635	2-165	00-205-3465	2-128	00-206-6376	2-49	00-208-6433	2-27
00-200-4767	2-166	00-205-4731	2-174	00-206-6402	2-49	00-208-6740	2-57
00-200-5234	2-175	00-205-5223	2-138	00-206-6786	2-14	00-208-6797	2-58
00-200-5453	2-172	00-205-5244	2-136	00-206-6931	2-26	00-208-7589	2-57
00-200-5711	2-177	00-205-5573	2-149	00-206-7626	2-51	00-208-8718	2-58
00-200-5904	2-137	00-205-5628	2-137	00-206-7632	2-51	00-208-9255	2-61
00-200-7224	2-144	00-205-5631	2-137	00-206-8544	2-46	00-209-0026	2-67
00-200-7234	2-174	00-205-6552	2-175	00-206-8750	2-11	00-209-0027	2-67
00-200-7244	2-172	00-205-6566	2-175	00-206-9572	2-42	00-209-0295	2-67
00-200-7377	2-174	00-205-6716	2-175	00-207-0895	2-17	00-209-0965	2-69
00-200-7449	2-139	00-205-7344	2-87	00-207-1399	2-34	00-209-1239	2-70
00-200-7451	2-139	00-205-7837	2-62	00-207-1406	2-34	00-209-1761	2-66
00-200-8559	2-139	00-205-7840	2-62	00-207-1786	2-22	00-209-2312	2-64
00-200-8560	2-139	00-205-7842	2-62	00-207-1788	2-22	00-209-3483	2-70
00-200-8823	2-149	00-205-7844	2-62	00-207-2793	2-22	00-209-3484	2-70
00-200-8834	2-75	00-205-8249	2-68	00-207-3741	2-26	00-209-3573	2-68
00-200-9054	2-178	00-205-8489	2-177	00-207-4017	2-16	00-209-3809	2-50
00-200-9596	2-164	00-205-8491	2-67	00-207-4575	2-42	00-209-3940	2-86
00-200-9642	2-166	00-205-8583	2-66	00-207-5916	2-43	00-209-5116	2-70
00-201-0272	2-166	00-205-9924	2-176	00-207-7352	2-27	00-209-6068	2-69
00-201-1684	2-164	00-205-9925	2-66	00-207-7467	2-28	00-209-7720	2-166
00-201-1982	2-176	00-205-9926	2-176	00-207-7468	2-28	00-209-7885	2-93
00-201-1984	2-176	00-206-1285	2-28	00-207-8241	2-187	00-209-7977	2-80
00-201-2583	2-187	00-206-1288	2-28	00-207-8253	2-12	00-209-8720	2-164
00-201-2587	2-187	00-206-1353	2-41	00-207-8299	2-58	00-209-9533	2-164

NIIN Cross Reference Index

<u>NIIN</u>	<u>Page No.</u>	<u>NIIN</u>	<u>Page No.</u>	<u>NIIN</u>	<u>Page No.</u>	<u>NIIN</u>	<u>Page No.</u>
00-209-9691	2-163	00-221-0882	2-156	00-221-6344	2-82	00-223-9194	2-5
00-210-2150	2-67	00-221-0883	2-156	00-221-6345	2-82	00-223-9604	2-7
00-210-2242	2-98	00-221-0884	2-156	00-221-6347	2-82	00-223-9606	2-7
00-210-3920	2-144	00-221-0885	2-156	00-221-6350	2-82	00-223-9607	2-7
00-210-3935	2-144	00-221-0886	2-156	00-221-6352	2-82	00-223-9648	2-6
00-211-8188	2-137	00-221-1842	2-4	00-221-6353	2-82	00-224-0065	2-108
00-211-8213	2-123	00-221-1848	2-10	00-221-6354	2-82	00-224-0147	2-34
00-211-8469	2-161	00-221-1850	2-10	00-221-6357	2-82	00-224-0747	2-69
00-211-9143	2-124	00-221-1882	2-9	00-221-6360	2-82	00-224-7201	2-156
00-211-9911	2-71	00-221-1885	2-10	00-222-0358	2-189	00-224-7202	2-156
00-212-0166	2-133	00-221-1886	2-10	00-222-0717	2-135	00-224-7203	2-156
00-213-0340	2-34	00-221-1887	2-10	00-222-1568	2-99	00-224-7205	2-156
00-213-0347	2-66	00-221-1888	2-9	00-222-1680	2-119	00-224-7207	2-156
00-213-8881	2-137	00-221-1893	2-6	00-222-2107	2-82	00-224-7209	2-156
00-213-9158	2-84	00-221-1894	2-6	00-222-2108	2-82	00-224-7215	2-156
00-213-9163	2-84	00-221-1899	2-3	00-222-2110	2-82	00-224-7216	2-156
00-215-1881	2-153	00-221-1902	2-3	00-222-2111	2-82	00-224-9937	2-9
00-215-5975	2-178	00-221-1918	2-1	00-222-2112	2-82	00-224-9942	2-1
00-216-5836	2-76	00-221-1919	2-2	00-222-2113	2-82	00-225-2784	2-31
00-216-8007	2-37	00-221-1921	2-2	00-222-2565	2-131	00-225-3838	2-13
00-216-8592	2-30	00-221-1932	2-3	00-222-2566	2-131	00-225-3841	2-14
00-216-9015	2-167	00-221-1934	2-2	00-222-2568	2-131	00-225-3842	2-14
00-217-0133	2-111	00-221-1945	2-2	00-222-2569	2-131	00-225-3843	2-14
00-217-9600	2-165	00-221-1948	2-2	00-222-2576	2-116	00-225-4588	2-21
00-218-1518	2-144	00-221-1991	2-4	00-222-2590	2-117	00-225-4590	2-21
00-218-5907	2-137	00-221-1992	2-4	00-222-2591	2-117	00-225-4592	2-21
00-218-6374	2-165	00-221-1999	2-5	00-222-2592	2-117	00-225-4593	2-21
00-218-8835	2-94	00-221-2047	2-5	00-222-2593	2-117	00-225-4594	2-21
00-219-7314	2-157	00-221-2051	2-9	00-222-2594	2-117	00-225-4595	2-21
00-219-7321	2-158	00-221-2072	2-3	00-222-2595	2-117	00-225-4597	2-21
00-219-7354	2-87	00-221-2076	2-5	00-222-4000	2-3	00-225-5328	2-66
00-220-4711	2-182		2-5	00-222-4003	2-189	00-225-6400	2-26
00-220-6078	2-181	00-221-2077	2-5	00-222-4004	2-189	00-225-6993	2-61
00-220-6080	2-181	00-221-2080	2-4	00-222-4005	2-189	00-225-7773	2-15
00-220-6082	2-181	00-221-2081	2-4	00-222-4006	2-189	00-225-7774	2-15
00-220-6084	2-181	00-221-2082	2-4	00-222-4007	2-189	00-225-8495	2-45
00-220-6086	2-181	00-221-2083	2-4	00-222-4009	2-189	00-225-8496	2-45
00-220-6146	2-182	00-221-2084	2-5	00-222-4010	2-189	00-225-8498	2-45
00-220-6148	2-182	00-221-2085	2-5	00-222-4011	2-189	00-225-8499	2-45
00-220-6154	2-182	00-221-2086	2-5	00-222-4246	2-60	00-225-8503	2-45
00-220-6178	2-182	00-221-2087	2-5	00-222-4565	2-2	00-225-8514	2-45
00-220-6194	2-182	00-221-2091	2-1	00-223-0952	2-181	00-225-8516	2-45
00-220-6196	2-182	00-221-2448	2-4	00-223-0953	2-181	00-225-9054	2-119
00-220-6198	2-182	00-221-3108	2-65	00-223-1073	2-120	00-225-9081	2-13
00-220-6202	2-182	00-221-4698	2-55	00-223-1123	2-49	00-225-9093	2-13
00-220-6226	2-182	00-221-5926	2-81	00-223-1286	2-139	00-226-2827	2-31
00-220-6228	2-182	00-221-6333	2-82	00-223-4174	2-143	00-226-3911	2-64
00-220-6242	2-182	00-221-6335	2-82	00-223-4175	2-143	00-226-4540	2-187
00-220-6274	2-182	00-221-6336	2-82	00-223-4365	2-156	00-226-4822	2-45
00-220-6634	2-58	00-221-6337	2-82	00-223-6113	2-77	00-226-4825	2-45
00-221-0864	2-156	00-221-6339	2-82	00-223-7182	2-181	00-226-4826	2-45
00-221-0872	2-155	00-221-6340	2-82	00-223-9158	2-2	00-226-4827	2-45
00-221-0881	2-156	00-221-6342	2-82	00-223-9191	2-5	00-226-4828	2-45

NIIN Cross Reference Index

NIIN	Page No.	NIIN	Page No.	NIIN	Page No.		Page No.
00-226-4829	2-45	00-227-0860	2-45	00-229-4345	2-143	00-234-8017	2-2
00-226-4830	2-45	00-227-0868	2-45	00-229-4353	2-143	00-234-8421	2-142
00-226-4831	2-14	00-227-0869	2-45	00-229-4354	2-143	00-234-8424	2-142
	2-45	00-227-0870	2-45	00-229-4370	2-143	00-234-8425	2-142
00-226-4833	2-45	00-227-0871	2-45	00-229-4372	2-143	00-234-8426	2-142
00-226-4835	2-45	00-227-0872	2-45	00-229-4373	2-143	00-234-8427	2-142
00-226-4837	2-45	00-227-0874	2-45	00-230-3251	2-155	00-234-8430	2-142
00-226-4839	2-45	00-227-0875	2-45	00-230-3256	2-149	00-234-8431	2-142
00-226-4841	2-45	00-227-0878	2-45	00-230-6949	2-178	00-235-1074	2-73
00-226-5978	2-68	00-227-0881	2-45	00-231-6582	2-91	00-235-6228	2-119
00-226-5980	2-68	00-227-0882	2-45	00-231-6586	2-91	00-235-6265	2-132
00-226-7238	2-15	00-227-0885	2-45	00-231-6587	2-91	00-236-1502	2-147
00-226-7582	2-98	00-227-0896	2-45	00-231-6589	2-91	00-236-3149	2-164
00-226-7605	2-17	00-227-0898	2-45	00-231-6591	2-91	00-236-8345	2-75
00-226-7609	2-15	00-227-0900	2-45	00-231-6619	2-91	00-236-8353	2-75
00-226-7767	2-13	00-227-0912	2-45	00-232-0681	2-138	00-236-8355	2-75
00-226-7768	2-13	00-227-0914	2-45	00-232-0763	2-62	00-236-8356	2-75
00-226-9196	2-13	00-227-0915	2-45	00-232-2057	2-90	00-236-8357	2-75
00-226-9198	2-13	00-227-0916	2-45	00-232-2415	2-130	00-236-8359	2-75
00-226-9201	2-13	00-227-0918	2-45	00-232-2447	2-130	00-236-8362	2-75
00-226-9202	2-13	00-227-0920	2-45	00-232-8352	2-110	00-236-8365	2-75
00-226-9203	2-13	00-227-0922	2-45	00-233-2440	2-81	00-236-8371	2-75
00-226-9204	2-13	00-227-0927	2-45	00-234-0142	2-32	00-237-4779	2-187
00-226-9205	2-13	00-227-0928	2-45	00-234-1619	2-75	00-237-4780	2-187
00-226-9206	2-13	00-227-0931	2-45	00-234-1623	2-75	00-237-4781	2-187
00-226-9207	2-13	00-227-0932	2-45	00-234-1624	2-75	00-237-4782	2-187
00-226-9208	2-13	00-227-0933	2-45	00-234-1626	2-75	00-237-4786	2-187
00-226-9209	2-13	00-227-0934	2-45	00-234-1628	2-75	00-237-4792	2-188
00-226-9210	2-13	00-227-0936	2-45	00-234-1631	2-75	00-237-4793	2-188
00-226-9211	2-13	00-227-0939	2-45	00-234-1635	2-75	00-237-4797	2-188
00-226-9213	2-13	00-227-0941	2-45	00-234-1638	2-75	00-237-4799	2-188
00-226-9216	2-13	00-227-0944	2-45	00-234-1642	2-75	00-237-4801	2-188
00-226-9217	2-13	00-227-0946	2-45	00-234-1652	2-75	00-237-4802	2-188
00-226-9218	2-13	00-227-0949	2-45	00-234-1663	2-75	00-237-4803	2-188
00-226-9219	2-13	00-228-1989	2-73	00-234-1851	2-75	00-237-4806	2-188
00-226-9220	2-13	00-229-3041	2-1	00-234-1852	2-75	00-237-4807	2-188
00-226-9221	2-13	00-229-3060	2-1	00-234-1854	2-75	00-237-4808	2-188
00-226-9222	2-13	00-229-3080	2-155	00-234-1856	2-75	00-237-4809	2-188
00-226-9223	2-13	00-229-3092	2-155	00-234-1858	2-75	00-237-4810	2-188
00-226-9224	2-13	00-229-3094	2-155		2-75	00-237-4812	2-188
00-226-9226	2-13	00-229-3095	2-155	00-234-1859	2-75	00-237-4816	2-188
00-226-9230	2-13	00-229-3097	2-155	00-234-1860	2-75	00-237-4817	2-188
00-226-9232	2-13	00-229-4047	2-102	00-234-1861	2-75	00-237-4820	2-188
00-226-9234	2-13	00-229-4224	2-143	00-234-1863	2-75	00-237-4822	2-188
00-226-9238	2-13	00-229-4246	2-143	00-234-1864	2-75	00-237-4824	2-188
00-226-9820	2-44	00-229-4248	2-143	00-234-4240	2-66	00-237-4827	2-188
00-227-0582	2-44	00-229-4250	2-143	00-234-5223	2-8	00-237-4828	2-188
00-227-0850	2-45	00-229-4292	2-143	00-234-5224	2-8	00-237-4829	2-188
00-227-0852	2-45	00-229-4321	2-143	00-234-6744	2-9	00-237-4830	2-188
00-227-0853	2-45	00-229-4323	2-143	00-234-6745	2-9	00-237-4833	2-188
00-227-0856	2-45	00-229-4326	2-143	00-234-7043	2-74	00-237-4835	2-188
00-227-0857	2-45	00-229-4343	2-143	00-234-7465	2-79	00-237-4836	2-188
00-227-0858	2-45	00-229-4344	2-143	00-234-7913	2-90	00-237-5653	2-111

NIIN Cross Reference Index

<u>NIIN</u>	<u>Page No.</u>	<u>NIIN</u>	<u>Page No.</u>	<u>NIIN</u>	<u>Page No.</u>	<u>NIIN</u>	<u>Page No.</u>
00-237-8192	2-158	00-241-3599	2-8	00-245-0301	2-9	00-248-7483	2-52
00-237-8254	2-181	00-241-6604	2-62	00-245-0376	2-68	00-248-7486	2-52
00-237-8574	2-4	00-241-6606	2-62	00-245-1254	2-75	00-248-7487	2-52
00-237-8701	2-154	00-241-6609	2-62	00-245-2739	2-132	00-248-7488	2-52
00-238-0848	2-80	00-241-6640	2-62	00-245-2741	2-132	00-248-7489	2-52
00-238-1734	2-7	00-241-6667	2-62	00-245-3419	2-61	00-248-7491	2-52
00-238-3106	2-6	00-241-7192	2-95	00-245-3424	2-61	00-248-7493	2-52
00-238-3299	2-7	00-241-7330	2-75	00-245-3504	2-61	00-248-7501	2-52
00-238-5685	2-153	00-241-7332	2-75	00-245-3505	2-61	00-248-7511	2-52
00-238-6024	2-188	00-241-7353	2-80	00-245-3615	2-57	00-248-7512	2-52
00-239-0647	2-90	00-241-7421	2-95	00-245-4621	2-30	00-248-7513	2-52
00-239-0892	2-7	00-241-7427	2-80	00-245-5211	2-121	00-248-7514	2-52
00-239-1293	2-84	00-242-0370	2-86	00-245-5611	2-121	00-248-7518	2-52
00-239-1873	2-104	00-242-2555	2-154	00-245-8256	2-109	00-248-7844	2-52
00-239-1875	2-105	00-242-3688	2-178	00-245-8815	2-61	00-248-7845	2-52
00-239-1877	2-104	00-242-3926	2-5	00-245-8825	2-62	00-248-7846	2-52
00-239-1879	2-104	00-242-4403	2-156	00-245-8826	2-62	00-248-7849	2-52
00-239-1882	2-68	00-242-4404	2-156	00-245-9437	2-150	00-248-7850	2-52
00-239-3603	2-105	00-242-4405	2-156	00-245-9438	2-150	00-248-7851	2-52
00-239-3732	2-113	00-242-4406	2-156	00-245-9440	2-150	00-248-7852	2-52
00-239-3733	2-113	00-242-6034	2-187	00-246-0233	2-106	00-248-7856	2-52
00-239-3768	2-114	00-242-7275	2-20	00-246-0330	2-155	00-248-7861	2-52
00-239-4304	2-111	00-242-9119	2-74	00-246-0331	2-155	00-248-7864	2-52
00-239-5361	2-112	00-242-9121	2-74	00-246-0333	2-155	00-248-7867	2-52
00-239-5368	2-112	00-243-1165	2-75	00-246-0334	2-155	00-248-7870	2-52
	2-113	00-243-1167	2-75	00-246-2303	2-5	00-248-7871	2-52
00-239-5373	2-113	00-243-2100	2-6	00-246-2914	2-104	00-248-7872	2-52
00-239-5377	2-113	00-243-2259	2-71	00-246-3092	2-169	00-248-7873	2-52
00-239-7682	2-78	00-243-2933	2-2	00-246-4369	2-84	00-248-7874	2-52
00-239-7985	2-106	00-243-3349	2-10	00-246-6380	2-133	00-248-7876	2-52
00-239-8019	2-75	00-243-3350	2-7	00-246-6392	2-175	00-248-7950	2-52
00-239-8022	2-75	00-243-3351	2-8	00-246-6403	2-127	00-248-7953	2-52
00-239-8023	2-75	00-243-3367	2-8	00-246-6404	2-127	00-248-7963	2-52
00-239-8024	2-75	00-243-6704	2-150	00-246-8233	2-68	00-248-7964	2-52
00-239-8027	2-75	00-243-6705	2-150	00-246-8833	2-4	00-248-7965	2-52
00-239-8031	2-75	00-243-9649	2-6	00-246-9677	2-52	00-248-7966	2-52
00-239-8032	2-75	00-244-0191	2-130	00-246-9679	2-52	00-248-7968	2-52
00-240-0067	2-181	00-244-0192	2-130	00-246-9926	2-102	00-248-7976	2-52
00-240-0068	2-181	00-244-0193	2-130	00-247-1720	2-178	00-248-7977	2-52
00-240-0069	2-181	00-244-0195	2-130	00-247-3628	2-104	00-248-8268	2-52
00-240-0070	2-181	00-244-0197	2-130	00-247-3631	2-104	00-248-8290	2-52
00-240-0071	2-181	00-244-2728	2-144	00-247-6462	2-73	00-248-8297	2-52
00-240-1186	2-162	00-244-7324	2-148	00-247-7568	2-103	00-249-3270	2-176
00-240-2364	2-145	00-244-7325	2-148	00-247-7817	2-104	00-249-7753	2-80
00-240-2365	2-145	00-244-7326	2-148	00-248-1336	2-178	00-250-0870	2-2
00-240-2584	2-144	00-244-7327	2-148	00-248-6809	2-38	00-250-1261	2-178
00-240-2920	2-156	00-244-7771	2-4	00-248-7441	2-52	00-250-1345	2-153
00-240-3392	2-116	00-244-9276	2-131	00-248-7446	2-52	00-250-2049	2-178
00-240-4683	2-153	00-244-9277	2-131	00-248-7447	2-52	00-250-4761	2-2
00-240-4685	2-153	00-244-9278	2-131	00-248-7448	2-52	00-250-5743	2-133
00-240-5309	2-144	00-244-9279	2-131	00-248-7451	2-52	00-250-5838	2-105
00-240-6487	2-43	00-244-9280	2-131	00-248-7473	2-52	00-250-5865	2-105
00-241-1075	2-64	00-244-9281	2-131	00-248-7481	2-52	00-250-6245	2-5

NIIN Cross Reference Index

<u>NIIN</u>	<u>Page No.</u>	<u>NIIN</u>	<u>Page No.</u>	<u>NIIN</u>	<u>Page No.</u>	<u>NIIN</u>	<u>Page No.</u>
00-250-6254	2-42	00-260-2937	2-51	00-263-5981	2-172	00-267-8952	2-14
00-250-6858	2-92	00-260-7515	2-50	00-263-6632	2-91	00-267-8953	2-14
00-250-9477	2-57	00-260-7924	2-56	00-263-7014	2-40	00-267-8954	2-14
00-251-4004	2-31	00-260-8949	2-182	00-263-7536	2-12	00-267-8956	2-14
00-251-4418	2-104	00-260-8953	2-182	00-264-0300	2-57	00-267-8958	2-14
00-251-7971	2-142	00-260-8958	2-182	00-264-0723	2-66	00-267-8962	2-14
00-251-7974	2-144	00-260-8962	2-182	00-264-0919	2-144	00-267-8971	2-21
00-251-7975	2-144	00-260-8966	2-182	00-264-1240	2-59	00-267-9974	2-61
00-251-7976	2-144	00-260-8969	2-182	00-264-1321	2-58	00-268-3116	2-155
00-251-9754	2-79	00-260-8973	2-182	00-264-2172	2-92	00-268-3475	2-182
00-251-9986	2-80	00-261-0828	2-81	00-264-2220	2-20	00-268-3476	2-182
00-252-1797	2-110	00-261-3185	2-81	00-264-3552	2-56	00-268-3477	2-182
00-252-3326	2-144	00-261-3194	2-81	00-264-5925	2-34	00-268-3478	2-182
00-252-3888	2-176	00-261-3918	2-93	00-264-6400	2-9	00-268-3479	2-182
00-252-4721	2-174	00-261-5423	2-131	00-264-7582	2-142	00-268-3480	2-182
00-252-4758	2-174	00-261-5424	2-131	00-264-7586	2-145	00-268-3481	2-182
00-252-5398	2-90	00-261-5433	2-131	00-264-7587	2-145	00-268-3482	2-182
00-252-5969	2-74	00-261-5440	2-131	00-264-7588	2-145	00-268-6022	2-56
00-252-5986	2-75	00-261-5455	2-131	00-264-7592	2-145	00-268-6054	2-56
00-252-7769	2-175	00-261-7156	2-70	00-264-7598	2-146	00-268-6056	2-57
00-252-8444	2-165	00-261-8278	2-69	00-264-8460	2-117	00-268-6057	2-57
00-252-8446	2-163	00-261-8483	2-102	00-264-8461	2-117	00-268-6068	2-57
00-253-3403	2-73	00-261-8493	2-102	00-264-8463	2-117	00-268-7292	2-55
00-253-3810	2-35	00-261-8496	2-102	00-265-3126	2-154	00-268-7295	2-55
00-253-4393	2-155	00-262-4701	2-178	00-265-3667	2-167	00-268-7313	2-55
00-253-4924	2-34	00-262-4953	2-133	00-265-3671	2-167	00-268-9879	2-116
00-253-5339	2-89	00-262-5429	2-66	00-265-9152	2-53	00-268-9880	2-116
00-253-5603	2-19	00-262-5516	2-56	00-266-1963	2-173	00-269-2803	2-13
00-253-5606	2-19	00-262-6622	2-154	00-266-7038	2-2	00-269-2811	2-13
00-253-5607	2-19	00-262-6623	2-154	00-266-7047	2-2	00-269-3206	2-13
00-253-5612	2-19	00-262-8162	2-75	00-266-7557	2-40	00-269-3211	2-13
00-253-5614	2-19	00-262-8179	2-183	00-266-9706	2-187	00-269-3217	2-13
00-253-5615	2-19	00-262-8180	2-183	00-266-9709	2-187	00-269-3218	2-13
00-253-5616	2-19	00-262-8181	2-183	00-266-9711	2-187	00-269-3234	2-14
00-253-5618	2-19	00-262-8182	2-183	00-267-1586	2-187	00-269-3235	2-14
00-253-5625	2-19	00-262-8195	2-183	00-267-1589	2-187	00-269-3236	2-14
00-253-7245	2-164	00-262-8197	2-73	00-267-1590	2-187	00-269-3238	2-14
00-254-0802	2-52	00-262-9436	2-118	00-267-1591	2-187	00-269-3239	2-14
00-254-5017	2-139	00-262-9437	2-118	00-267-2063	2-181	00-269-3240	2-14
00-254-5025	2-139	00-262-9439	2-118	00-267-2155	2-181	00-269-3241	2-14
00-255-0296	2-177	00-262-9455	2-153	00-267-2158	2-181	00-269-3242	2-14
00-255-2572	2-110	00-263-0376	2-2	00-267-2283	2-181	00-269-3244	2-14
00-255-4386	2-175	00-263-0378	2-2	00-267-2289	2-181	00-269-3246	2-14
00-255-6475	2-104	00-263-2710	2-172	00-267-2296	2-181	00-269-3248	2-14
00-255-7564	2-2	00-263-2862	2-62	00-267-2337	2-181	00-269-4204	2-21
00-256-2465	2-175	00-263-3585	2-38	00-267-2340	2-181	00-269-4495	2-120
00-256-3439	2-176	00-263-3586	2-38	00-267-2392	2-181	00-269-4526	2-45
00-256-4794	2-73	00-263-3831	2-174	00-267-2394	2-181	00-269-6797	2-60
00-256-6718	2-32	00-263-5098	2-35	00-267-2402	2-181	00-270-7111	2-57
00-257-3766	2-140	00-263-5877	2-174	00-267-2403	2-181	00-270-8290	2-44
	2-140	00-263-5907	2-174	00-267-2406	2-181	00-270-8465	2-127
00-257-6177	2-55	00-263-5915	2-174	00-267-2416	2-181	00-270-8466	2-127
00-260-1415	2-171	00-263-5938	2-172	00-267-3371	2-2	00-270-8467	2-127

NIIN Cross Reference Index

<u>NIIN</u>	<u>Page No.</u>	<u>NIIN</u>	<u>Page No.</u>	<u>NIIN</u>	<u>Page No.</u>	<u>NIIN</u>	<u>Page No.</u>
00-270-8468	2-127	00-273-5591	2-16	00-276-4282	2-89	00-281-3342	2-66
00-270-8470	2-127	00-273-5857	2-36	00-276-4283	2-89	00-281-3634	2-176
00-270-8471	2-127	00-273-5873	2-59	00-276-4803	2-80	00-281-4359	2-92
00-270-8473	2-127	00-273-6304	2-16	00-276-4908	2-97	00-281-4538	2-15
00-270-8475	2-127	00-273-6438	2-16	00-276-4930	2-97	00-281-4781	2-89
00-270-8544	2-136	00-273-7460	2-16	00-276-4934	2-97	00-281-4969	2-90
00-270-9381	2-45	00-273-7463	2-16	00-276-4939	2-94	00-281-5070	2-97
00-270-9417	2-46	00-273-9361	2-34	00-276-4946	2-94	00-281-5078	2-97
00-271-2279	2-45	00-273-9380	2-52	00-276-4953	2-89	00-281-5081	2-97
00-271-2289	2-44	00-273-9790	2-7	00-276-4969	2-92	00-281-5403	2-172
00-271-2290	2-44	00-273-9791	2-6	00-276-4978	2-92	00-281-6210	2-98
00-271-3233	2-65	00-273-9793	2-2	00-276-4993	2-91	00-281-6212	2-97
00-271-3707	2-80	00-273-9865	2-6	00-276-5011	2-148	00-281-6623	2-174
00-271-4958	2-26	00-273-9867	2-3	00-276-5867	2-97	00-281-7116	2-44
00-271-5230	2-20	00-274-0023	2-35	00-276-5876	2-97	00-281-7237	2-79
00-271-5950	2-155	00-274-0905	2-45	00-276-5954	2-91	00-281-7238	2-79
00-271-5986	2-156	00-274-1966	2-46	00-276-6056	2-91	00-281-7338	2-73
00-271-5988	2-156	00-274-2119	2-42	00-276-6091	2-91	00-281-7578	2-73
00-271-6191	2-27	00-274-2857	2-5	00-276-6100	2-91	00-281-7948	2-73
00-271-6819	2-40	00-274-4569	2-67	00-276-6126	2-156	00-281-8477	2-42
00-271-7454	2-69	00-274-6209	2-155	00-276-6228	2-91	00-281-8527	2-23
00-271-7746	2-21	00-274-7834	2-66	00-276-6343	2-91	00-281-8875	2-23
00-271-7930	2-156	00-274-8837	2-176	00-276-6627	2-73	00-281-9892	2-136
00-271-8253	2-26	00-274-9337	2-59	00-276-6766	2-80	00-282-0135	2-23
00-271-8447	2-46	00-275-1311	2-68	00-276-9512	2-116	00-282-1633	2-174
00-272-2135	2-40	00-275-1330	2-66	00-277-7440	2-9	00-282-1830	2-174
00-272-2136	2-40	00-275-2551	2-181	00-277-7559	2-135	00-282-1831	2-174
00-272-2138	2-40	00-275-2950	2-161	00-277-8840	2-6	00-282-1901	2-98
00-272-2995	2-187	00-275-3371	2-129	00-278-0645	2-1	00-282-1903	2-98
00-272-3533	2-36	00-275-4461	2-90	00-278-1224	2-135	00-282-2045	2-90
00-272-3683	2-36	00-275-4583	2-149	00-278-1226	2-135	00-282-2047	2-90
00-272-4123	2-36	00-275-4584	2-149	00-278-1248	2-4	00-282-2431	2-173
00-272-4250	2-46	00-275-4766	2-81	00-279-4342	2-126	00-282-2712	2-20
00-272-5368	2-25	00-275-5408	2-38	00-279-4344	2-126	00-282-3012	2-80
00-272-5696	2-56	00-275-5609	2-58	00-279-7716	2-187	00-282-3753	2-143
00-272-5697	2-56	00-275-6097	2-94	00-279-9023	2-126	00-282-4203	2-23
00-272-5698	2-56	00-275-6635	2-65	00-279-9305	2-125	00-282-4777	2-57
00-272-5700	2-56	00-275-7451	2-187	00-279-9317	2-126	00-282-4919	2-27
00-272-5701	2-56	00-275-7459	2-187	00-279-9322	2-126	00-282-5031	2-173
00-272-5702	2-56	00-275-8263	2-78	00-279-9323	2-126	00-282-5906	2-133
00-272-5703	2-56	00-275-8438	2-35	00-279-9391	2-126	00-282-6129	2-104
00-272-5704	2-56	00-275-9211	2-70	00-281-1403	2-65	00-282-6888	2-80
00-272-5705	2-56	00-275-9333	2-57	00-281-1552	2-97	00-282-6907	2-65
00-272-6423	2-60	00-275-9561	2-42	00-281-1553	2-97	00-282-7050	2-79
00-272-6478	2-69	00-275-9644	2-42		2-98	00-282-7102	2-174
00-272-6544	2-51	00-275-9787	2-45	00-281-1557	2-91	00-282-7109	2-174
00-272-6545	2-51	00-276-1299	2-86	00-281-1584	2-44	00-282-7120	2-174
00-272-7188	2-17	00-276-1396	2-40	00-281-1922	2-97	00-282-7207	2-172
00-273-1935	2-4	00-276-2767	2-177	00-281-2193	2-145	00-282-7392	2-172
00-273-1948	2-8	00-276-3015	2-64	00-281-2194	2-145	00-282-7409	2-136
00-273-1960	2-8	00-276-3018	2-64	00-281-2553	2-89	00-282-7458	2-95
00-273-1965	2-8	00-276-3280	2-38	00-281-3118	2-36	00-282-7463	2-90
00-273-5571	2-15	00-276-4050	2-81	00-281-3120	2-36	00-282-7471	2-93

NIIN Cross Reference Index

<u>NIIN</u>	<u>Page No.</u>	<u>NIIN</u>	<u>Page No.</u>	<u>NIIN</u>	<u>Page No.</u>	<u>NIIN</u>	<u>Page No.</u>
00-282-7823	2-56	00-286-9416	2-139	00-290-5869	2-131	00-291-4210	2-147
00-282-7834	2-58	00-286-9418	2-139	00-290-5871	2-131	00-291-4211	2-147
00-282-7835	2-58	00-286-9421	2-139	00-290-5872	2-131	00-291-4212	2-147
00-282-8131	2-98	00-286-9424	2-139	00-290-5873	2-131	00-291-4213	2-147
00-282-8132	2-98	00-286-9427	2-139	00-290-5878	2-131	00-291-4214	2-147
00-282-8470	2-23	00-286-9855	2-114	00-290-5879	2-131	00-291-4278	2-164
00-282-8902	2-36	00-287-0092	2-170	00-290-5883	2-131	00-291-4281	2-164
00-282-9504	2-23	00-287-0093	2-170	00-290-6163	2-91	00-291-4604	2-104
00-282-9526	2-51	00-287-0094	2-170	00-290-7156	2-13	00-291-4688	2-104
00-282-9603	2-44	00-287-0101	2-170	00-290-7249	2-137	00-291-5126	2-165
00-282-9646	2-13	00-287-0103	2-170	00-290-7263	2-137	00-291-5129	2-163
	2-44	00-287-3335	2-10	00-290-7860	2-104	00-291-5322	2-139
00-282-9648	2-13	00-287-3336	2-2	00-290-7998	2-104	00-291-5323	2-139
	2-44	00-287-3337	2-2	00-290-8231	2-95	00-291-5347	2-139
00-282-9649	2-13	00-288-1951	2-48	00-290-8232	2-95	00-291-5348	2-139
00-283-0090	2-97	00-288-1976	2-126	00-290-8233	2-95	00-291-5353	2-139
00-283-0169	2-39	00-288-2036	2-126	00-290-8235	2-95	00-291-5471	2-78
00-283-1909	2-35	00-289-0241	2-60	00-290-8243	2-135	00-291-5960	2-120
00-283-4619	2-63	00-289-0431	2-170	00-290-9102	2-165	00-291-6006	2-110
00-285-1459	2-185	00-289-1820	2-170	00-290-9384	2-120	00-291-6521	2-142
00-285-1460	2-185	00-289-3019	2-170	00-290-9558	2-114	00-291-6741	2-104
00-285-1836	2-142	00-289-3070	2-170	00-290-9884	2-105	00-291-7113	2-167
00-285-1838	2-142	00-290-0957	2-144	00-290-9933	2-104	00-291-7114	2-166
00-285-1839	2-142	00-290-1056	2-103	00-291-0195	2-94	00-291-7582	2-166
00-285-1870	2-142	00-290-2907	2-97	00-291-0197	2-94	00-291-7587	2-164
00-285-1871	2-142	00-290-3046	2-30	00-291-0289	2-91	00-291-7607	2-166
00-285-1872	2-142	00-290-3793	2-135	00-291-0293	2-91	00-291-7705	2-91
00-285-2177	2-59	00-290-3976	2-93	00-291-0302	2-91	00-291-7895	2-104
00-285-2804	2-97	00-290-4138	2-144	00-291-0320	2-98	00-291-9049	2-133
00-285-5325	2-39	00-290-4140	2-144	00-291-0365	2-97	00-291-9218	2-120
00-285-5635	2-62	00-290-4141	2-144	00-291-0932	2-86	00-291-9360	2-93
00-285-6250	2-94	00-290-4143	2-144	00-291-1144	2-164	00-291-9366	2-91
00-285-6450	2-181	00-290-4478	2-144	00-291-1225	2-166	00-291-9597	2-101
00-285-6523	2-146	00-290-4480	2-144	00-291-1226	2-166	00-291-9598	2-101
00-285-7161	2-75	00-290-4489	2-144	00-291-1227	2-166	00-291-9737	2-67
00-285-7795	2-89	00-290-4494	2-144	00-291-1229	2-165	00-291-9750	2-68
00-285-7918	2-140	00-290-4497	2-144	00-291-1231	2-166	00-291-9762	2-118
	2-140	00-290-4504	2-144	00-291-2503	2-166	00-292-0012	2-101
00-285-7967	2-93	00-290-4505	2-144	00-291-2739	2-68	00-292-0492	2-133
00-285-7979	2-145	00-290-4506	2-144	00-291-2740	2-68	00-292-0808	2-133
00-285-9495	2-133	00-290-4511	2-144	00-291-2750	2-104	00-292-0816	2-133
00-285-9635	2-68	00-290-4518	2-144	00-291-2764	2-68	00-292-0880	2-131
00-285-9656	2-104	00-290-4520	2-144	00-291-3368	2-120	00-292-0896	2-146
00-286-2458	2-144	00-290-4521	2-144	00-291-3484	2-144	00-292-0904	2-147
00-286-4079	2-136	00-290-4532	2-136	00-291-3488	2-144	00-292-0906	2-147
00-286-4158	2-136	00-290-4545	2-136	00-291-3492	2-144	00-292-1123	2-163
00-286-4631	2-83	00-290-5853	2-131	00-291-3495	2-144	00-292-1126	2-165
00-286-6047	2-91	00-290-5854	2-131	00-291-3543	2-149	00-292-1129	2-163
00-286-6600	2-144	00-290-5855	2-131	00-291-3551	2-148	00-292-2184	2-104
00-286-6868	2-133	00-290-5858	2-131	00-291-3642	2-137	00-292-2314	2-154
00-286-6894	2-149	00-290-5859	2-131	00-291-4082	2-115	00-292-2456	2-67
00-286-7578	2-87	00-290-5863	2-131	00-291-4204	2-147	00-292-3292	2-147
00-286-8718	2-175	00-290-5865	2-131	00-291-4209	2-147	00-292-4089	2-173

NIIN Cross Reference Index

<u>NIIN</u>	<u>Page No.</u>	<u>NIIN</u>	<u>Page No.</u>	<u>NIIN</u>	<u>Page No.</u>	<u>NIIN</u>	<u>Page No.</u>
00-292-4139	2-164	00-297-8920	2-57	00-301-6183	2-118	00-338-1440	2-124
00-292-4140	2-165	00-297-9853	2-133	00-303-0091	2-121	00-338-1441	2-124
00-292-4407	2-164	00-298-0122	2-104	00-303-1060	2-84	00-338-3227	2-18
00-292-5531	2-150	00-298-0125	2-68	00-304-9253	2-66	00-338-3254	2-18
00-292-6074	2-83	00-298-0126	2-68	00-304-9669	2-66	00-338-3256	2-18
00-292-8252	2-43	00-298-1481	2-75	00-306-1128	2-114	00-338-3257	2-18
00-292-8817	2-90	00-298-1498	2-75	00-306-3167	2-65	00-338-3269	2-18
00-293-0042	2-2	00-298-1499	2-75	00-307-0778	2-141	00-338-4001	2-178
00-293-0565	2-8	00-298-2472	2-27	00-307-8538	2-167	00-338-4028	2-103
00-293-1652	2-2	00-298-2747	2-62	00-308-3519	2-42	00-339-3348	2-174
00-293-1701	2-2	00-298-5555	2-105	00-308-8897	2-163	00-339-5319	2-110
00-293-1739	2-10	00-298-5594	2-105	00-308-8909	2-163	00-341-2477	2-158
00-293-1740	2-10	00-298-6134	2-168	00-308-8913	2-163	00-342-4330	2-169
00-293-1872	2-4	00-298-6164	2-83	00-308-9091	2-166	00-343-1035	2-125
00-293-2913	2-2	00-298-6550	2-97	00-310-2142	2-142	00-343-7835	2-164
00-293-3016	2-6	00-298-6564	2-174	00-310-2143	2-142	00-343-8376	2-166
00-293-3393	2-8	00-298-7003	2-96	00-310-2147	2-142	00-343-8378	2-168
00-293-3505	2-9	00-298-7007	2-96	00-311-9327	2-18	00-345-2263	2-129
00-293-3511	2-8	00-298-7022	2-96	00-314-7079	2-163	00-345-2265	2-129
00-293-3523	2-2	00-298-7026	2-93	00-314-7089	2-167	00-346-3594	2-129
00-293-7971	2-169	00-298-9255	2-56	00-316-3573	2-164	00-346-8232	2-132
00-294-0535	2-179	00-298-9267	2-56	00-316-4242	2-164	00-347-2591	2-10
00-294-0600	2-179	00-298-9856	2-78	00-316-8107	2-18	00-347-2613	2-10
00-294-1262	2-179	00-299-1191	2-77	00-316-8123	2-20	00-347-7828	2-17
00-294-4109	2-179	00-299-2364	2-44	00-316-8140	2-18	00-347-8294	2-18
00-294-9927	2-69	00-299-2365	2-44	00-317-4976	2-67	00-349-1117	2-128
00-294-9930	2-69	00-299-2366	2-44	00-318-9298	2-168	00-349-1908	2-170
00-297-0359	2-66	00-299-2367	2-44	00-318-9710	2-80	00-349-8115	2-80
00-297-1071	2-101	00-299-2368	2-44	00-320-2563	2-111	00-349-8661	2-32
00-297-1073	2-101	00-299-2369	2-44	00-321-4269	2-89	00-350-2796	2-66
00-297-1986	2-101	00-299-2370	2-13	00-321-9962	2-120	00-351-4581	2-157
00-297-3721	2-60		2-44	00-322-6397	2-121	00-352-8292	2-141
00-297-4068	2-68	00-299-2371	2-44	00-324-6971	2-161	00-354-4919	2-18
00-297-4085	2-68	00-299-2373	2-44	00-324-9158	2-137	00-354-5143	2-18
00-297-4126	2-58	00-299-2374	2-44	00-324-9249	2-18	00-354-5148	2-18
00-297-5022	2-109	00-299-2376	2-44	00-325-2461	2-23	00-354-5151	2-18
00-297-5024	2-106	00-299-2377	2-44	00-329-2136	2-140	00-354-5155	2-18
00-297-5169	2-115	00-299-2379	2-13	00-329-9668	2-129	00-354-8443	2-110
00-297-6117	2-104	00-299-2380	2-44	00-330-3307	2-121	00-355-2033	2-172
00-297-6119	2-104	00-299-2381	2-44	00-331-2365	2-172	00-355-4873	2-52
00-297-6421	2-80	00-299-2382	2-44	00-331-4774	2-144	00-355-4874	2-52
00-297-6466	2-126	00-299-2392	2-44	00-333-6426	2-138	00-355-4875	2-52
00-297-6698	2-166	00-299-2393	2-44	00-334-0447	2-69	00-357-2086	2-175
00-297-6773	2-110	00-299-2756	2-44	00-334-5817	2-148		2-176
00-297-7311	2-104	00-299-2757	2-44	00-334-6815	2-107	00-357-5951	2-3
00-297-7364	2-104	00-299-2758	2-44	00-334-7180	2-179	00-358-5711	2-139
00-297-7803	2-178	00-299-2771	2-44	00-336-2152	2-35	00-359-1250	2-52
00-297-8201	2-22	00-299-2772	2-44	00-336-5557	2-171	00-359-3654	2-76
00-297-8202	2-22	00-299-2773	2-44	00-336-5565	2-171	00-359-6844	2-89
00-297-8380	2-62	00-299-2820	2-44	00-337-0064	2-132	00-362-5100	2-8
00-297-8822	2-57	00-299-2827	2-44	00-337-8329	2-70	00-362-7173	2-179
00-297-8829	2-58	00-299-2837	2-44	00-338-1302	2-124	00-362-7498	2-73
00-297-8833	2-56	00-299-2838	2-44	00-338-1382	2-124	00-363-7573	2-5

NIIN Cross Reference Index

<u>NIIN</u>	<u>Page No.</u>	<u>NIIN</u>	<u>Page No.</u>	<u>NIIN</u>	<u>Page No.</u>	<u>NIIN</u>	<u>Page No.</u>
00-363-8051	2-38	00-390-5610	2-7	00-412-9789	2-20	00-432-4165	2-33
00-363-8059	2-51	00-391-9846	2-62	00-413-4000	2-27	00-432-4166	2-33
00-364-3550	2-109	00-392-0742	2-41	00-413-4520	2-128	00-432-4169	2-32
00-364-8103	2-122	00-392-2045	2-68	00-413-4734	2-127	00-432-4170	2-33
00-364-9676	2-172	00-394-8032	2-80	00-413-5263	2-132	00-432-4171	2-33
00-364-9728	2-129	00-395-1288	2-105	00-414-4009	2-132	00-432-4172	2-33
00-364-9798	2-134	00-395-2969	2-137	00-414-4738	2-96	00-432-4173	2-33
00-364-9807	2-172	00-395-3356	2-18	00-414-4871	2-98	00-432-4202	2-33
00-366-1393	2-154	00-395-3529	2-131	00-415-2138	2-14	00-432-4203	2-33
00-366-3254	2-80	00-395-6494	2-84	00-415-2186	2-56	00-432-4205	2-33
00-366-3367	2-165	00-397-4484	2-128	00-416-8520	2-177	00-432-4210	2-33
00-366-3375	2-165	00-397-4485	2-69	00-417-1683	2-165	00-432-4226	2-103
00-366-3386	2-164	00-397-4588	2-126	00-418-2381	2-127	00-432-4836	2-159
00-367-1456	2-55	00-398-7242	2-179	00-418-2893	2-174	00-432-7954	2-33
00-367-4374	2-123	00-398-9396	2-141	00-419-2969	2-128	00-432-7956	2-32
00-367-7299	2-179	00-398-9458	2-177	00-419-4045	2-159	00-432-9235	2-6
00-369-2714	2-96	00-399-3715	2-4	00-419-4471	2-97	00-432-9810	2-93
00-369-2716	2-96	00-400-5503	2-57	00-419-6689	2-92	00-432-9964	2-90
00-369-2721	2-90	00-402-5748	2-20	00-419-6690	2-92	00-433-1453	2-148
00-369-4940	2-145	00-402-5749	2-20	00-420-0722	2-132	00-433-3711	2-32
00-369-4943	2-143	00-402-5753	2-41	00-420-1080	2-58	00-433-8963	2-146
00-369-4952	2-150	00-402-5852	2-172	00-420-1765	2-58	00-433-9153	2-128
00-369-5013	2-141	00-402-5885	2-80	00-420-5918	2-120	00-434-7510	2-172
00-369-7741	2-115	00-404-1473	2-122	00-420-5980	2-164	00-435-9015	2-110
00-370-0359	2-175	00-404-8230	2-118	00-421-3818	2-188	00-436-3290	2-62
00-370-0635	2-101	00-405-5304	2-31	00-421-4848	2-104	00-436-4415	2-19
00-371-8105	2-142	00-405-5412	2-78	00-421-7853	2-36	00-437-5261	2-119
00-372-0871	2-79	00-406-5178	2-20	00-421-9382	2-147	00-437-6461	2-137
00-372-8344	2-19	00-406-5245	2-109		2-147	00-437-8949	2-141
00-372-8629	2-140	00-406-5478	2-90	00-421-9387	2-122	00-438-6987	2-74
00-373-0764	2-73	00-406-6496	2-147	00-422-2535	2-104	00-438-9479	2-159
00-373-4954	2-64	00-406-7240	2-62	00-422-2543	2-44	00-440-3513	2-31
00-374-3251	2-106	00-406-9219	2-20	00-423-4790	2-66	00-440-4948	2-120
00-374-3252	2-111	00-406-9224	2-20	00-423-6781	2-95	00-440-5357	2-67
00-375-6986	2-103	00-407-9566	2-69	00-424-8923	2-50	00-440-5745	2-41
00-375-6989	2-103	00-408-3231	2-165	00-425-0649	2-124	00-441-5473	2-66
00-375-7417	2-35	00-408-6073	2-84	00-425-2080	2-120	00-442-5845	2-175
00-376-1137	2-164	00-408-9928	2-84	00-425-5142	2-106	00-443-5895	2-19
00-376-8653	2-129	00-409-1763	2-66	00-426-2690	2-50	00-444-7680	2-188
00-377-0921	2-125	00-409-1865	2-94	00-426-4916	2-85	00-445-3244	2-174
00-377-2188	2-106	00-409-3246	2-147	00-427-6552	2-62	00-445-8316	2-46
00-377-6524	2-132	00-409-3247	2-147	00-428-0732	2-20	00-445-8617	2-170
00-377-6525	2-6	00-409-4265	2-188	00-430-7321	2-177	00-446-3348	2-110
00-379-1727	2-179	00-409-6841	2-84	00-431-0618	2-60	00-446-3377	2-166
00-380-0437	2-67	00-410-6607	2-7	00-431-5926	2-12	00-446-6292	2-166
00-380-0438	2-67	00-410-6648	2-77	00-431-6773	2-63	00-446-9304	2-44
00-381-3123	2-78	00-410-6675	2-78	00-431-7098	2-74	00-446-9390	2-46
00-382-1710	2-139	00-411-4385	2-62	00-432-0722	2-118	00-447-5205	2-51
00-382-7272	2-80	00-411-9439	2-85	00-432-3152	2-175	00-448-3624	2-4
00-383-8661	2-111	00-412-5635	2-179	00-432-3584	2-174	00-448-6456	2-28
00-389-9339	2-103	00-412-5685	2-30	00-432-3846	2-164	00-449-0385	2-46
00-390-0727	2-135	00-412-7558	2-176	00-432-4163	2-33	00-449-2378	2-62
00-390-5446	2-6	00-412-9787	2-20	00-432-4164	2-33	00-449-2797	2-90

NIIN Cross Reference Index

<u>NIIN</u>	<u>Page No.</u>	<u>NIIN</u>	<u>Page No.</u>	<u>NIIN</u>	<u>Page No.</u>	<u>NIIN</u>	<u>Page No.</u>
00-449-2945	2-76	00-476-7475	2-12	00-497-7311	2-37	00-510-7823	2-84
00-449-2967	2-92	00-477-6071	2-189	00-497-7401	2-32	00-512-4910	2-113
00-449-3026	2-95	00-477-6768	2-57	00-497-7419	2-44	00-512-7013	2-93
00-449-5605	2-132	00-478-0296	2-18	00-498-5733	2-125	00-514-2660	2-77
00-449-7014	2-4	00-478-9354	2-178	00-498-5755	2-125	00-514-2782	2-146
00-450-6920	2-8	00-479-9197	2-144	00-498-5806	2-126	00-514-3394	2-66
00-450-7396	2-132	00-480-4165	2-132	00-498-7013	2-11	00-514-5436	2-17
00-451-9029	2-70	00-481-8934	2-137	00-499-0073	2-136	00-514-6014	2-101
00-452-2160	2-30	00-482-4498	2-160	00-500-1575	2-70	00-514-6674	2-70
00-453-6278	2-77	00-482-7963	2-120	00-500-3523	2-59	00-514-7388	2-32
00-454-1513	2-64	00-482-8500	2-26	00-500-9394	2-29	00-514-7499	2-18
00-454-5156	2-84	00-483-1451	2-35	00-501-3194	2-163	00-514-7506	2-24
00-455-2588	2-173	00-483-2788	2-79	00-501-3199	2-80	00-514-9171	2-178
00-455-2706	2-30	00-483-8790	2-61	00-501-3200	2-164	00-515-0076	2-85
00-455-6840	2-29	00-483-8792	2-61	00-501-3203	2-80	00-515-0525	2-137
00-455-6881	2-64	00-484-5478	2-92	00-501-3204	2-163		2-137
00-455-6922	2-167	00-484-6277	2-104	00-501-3207	2-80	00-515-0595	2-139
00-456-2102	2-82	00-486-0957	2-135	00-501-3208	2-164	00-515-0662	2-168
00-456-2430	2-12	00-486-2365	2-130	00-501-3209	2-79	00-515-3192	2-21
00-456-2633	2-55	00-486-2397	2-126	00-501-3210	2-79	00-515-7205	2-26
00-458-0264	2-177	00-486-7954	2-92	00-501-3211	2-79	00-515-7449	2-65
00-458-2233	2-45	00-487-4676	2-127	00-501-3212	2-76		2-65
00-460-3042	2-27	00-487-4687	2-127	00-501-3215	2-81	00-515-7460	2-22
00-460-4882	2-179	00-489-1050	2-97	00-501-3217	2-163	00-515-8058	2-65
00-460-8310	2-119	00-490-1678	2-150	00-501-3516	2-163	00-515-8064	2-42
00-463-0225	2-120	00-490-2237	2-85	00-501-3668	2-79	00-515-8772	2-61
00-463-0327	2-119	00-491-5895	2-67	00-502-0106	2-67	00-515-9155	2-97
00-464-7132	2-79	00-491-7632	2-148	00-503-4264	2-157	00-515-9254	2-59
00-464-9293	2-142	00-491-9441	2-29	00-503-5689	2-17	00-515-9371	2-65
00-465-6384	2-141	00-492-2949	2-11	00-503-5894	2-165	00-515-9962	2-69
00-466-2371	2-178	00-493-4101	2-84	00-503-5897	2-92	00-516-0021	2-185
00-466-3936	2-136	00-493-4103	2-84	00-505-3039	2-17	00-516-0022	2-185
00-467-0871	2-42	00-493-5835	2-137	00-505-3217	2-18	00-516-0038	2-185
00-467-3615	2-127	00-493-9617	2-176	00-505-3241	2-148	00-516-3356	2-7
00-469-3917	2-119	00-493-9619	2-176	00-505-3441	2-17	00-517-6493	2-47
00-469-4023	2-179	00-494-1737	2-1	00-505-3442	2-17	00-517-8096	2-5
00-469-8334	2-104	00-494-1738	2-1	00-505-3444	2-17	00-517-8097	2-5
00-470-1956	2-163	00-494-1739	2-1	00-505-3923	2-166	00-518-1850	2-159
00-470-5311	2-89	00-494-1774	2-3	00-505-4056	2-17	00-518-6285	2-49
00-470-5925	2-145	00-494-1776	2-3	00-505-4798	2-93	00-518-6287	2-49
00-470-5954	2-66	00-494-7430	2-149	00-507-4104	2-188	00-519-1852	2-185
00-471-0886	2-143	00-494-7597	2-137	00-508-2208	2-158	00-519-3120	2-159
00-471-5606	2-176	00-496-5832	2-137	00-508-7669	2-26	00-519-6630	2-61
00-472-5163	2-66	00-496-8922	2-58	00-508-7710	2-27	00-519-7875	2-85
00-472-5252	2-33	00-497-0697	2-99	00-508-8367	2-96	00-522-2514	2-148
00-472-6954	2-119	00-497-0724	2-99	00-508-8376	2-96	00-522-4315	2-178
00-473-1076	2-175	00-497-0726	2-99	00-508-8377	2-96	00-523-2860	2-42
00-473-1090	2-35	00-497-0756	2-99	00-508-8426	2-95	00-523-8813	2-172
00-473-3199	2-146	00-497-0770	2-99	00-508-8428	2-95	00-524-7660	2-80
00-473-4011	2-34	00-497-1247	2-120	00-508-8848	2-96	00-525-2028	2-62
00-473-9350	2-5	00-497-3221	2-58	00-508-9744	2-18	00-526-1833	2-176
00-474-6400	2-4	00-497-3889	2-61	00-509-7990	2-18	00-527-0604	2-78
00-476-2052	2-178	00-497-3895	2-61	00-510-6236	2-63	00-527-1405	2-167

NIIN Cross Reference Index

<u>NIIN</u>	<u>Page No.</u>	<u>NIIN</u>	<u>Page No.</u>	<u>NIIN</u>	<u>Page No.</u>	<u>NIIN</u>	<u>Page No.</u>
00-527-2199	2-166	00-531-6487	2-176	00-543-3575	2-146	00-543-7087	2-128
00-527-2322	2-164	00-531-7263	2-80	00-543-3600	2-156	00-543-7088	2-128
00-527-2366	2-135	00-531-7881	2-78	00-543-3696	2-75	00-543-7089	2-128
00-527-2368	2-135	00-531-7885	2-74	00-543-3931	2-139	00-543-7090	2-127
00-527-2436	2-163	00-531-8502	2-81	00-543-3934	2-139	00-543-7092	2-128
00-527-3634	2-70	00-531-8979	2-42	00-543-3981	2-175	00-543-7093	2-128
00-527-4424	2-18	00-531-9108	2-12	00-543-4194	2-73	00-544-4505	2-98
00-527-4426	2-21	00-531-9170	2-146	00-543-4385	2-70	00-545-5615	2-10
00-527-4509	2-68	00-531-9514	2-65	00-543-4405	2-45	00-548-4787	2-76
00-527-4569	2-17	00-531-9515	2-65	00-543-4470	2-169	00-549-3628	2-122
00-527-5555	2-11	00-532-1898	2-167	00-543-4625	2-48	00-549-8049	2-134
00-527-7322	2-133	00-533-5446	2-34	00-543-4644	2-17	00-549-8050	2-133
00-527-7493	2-118	00-534-0296	2-148	00-543-4662	2-24	00-549-9589	2-108
00-527-7495	2-117	00-536-4473	2-135	00-543-4717	2-59	00-550-0045	2-95
00-527-7496	2-118	00-537-3888	2-121	00-543-4718	2-11	00-550-0711	2-96
00-527-7498	2-117	00-537-3923	2-122	00-543-4755	2-49	00-550-0816	2-58
00-527-7499	2-118	00-537-3927	2-122	00-543-5041	2-58	00-550-1130	2-70
00-527-7502	2-117	00-537-3929	2-121	00-543-5058	2-24	00-550-1558	2-52
00-527-7503	2-117	00-537-3940	2-122	00-543-5060	2-69	00-550-1879	2-52
00-527-7505	2-118	00-537-3944	2-122	00-543-5391	2-34	00-550-2335	2-90
00-527-9087	2-131	00-537-8198	2-46	00-543-5400	2-34	00-550-3714	2-70
00-528-5129	2-158	00-538-7331	2-162	00-543-5425	2-34	00-550-3715	2-70
00-528-5236	2-124	00-538-7797	2-44	00-543-5468	2-44	00-550-3923	2-12
00-528-5892	2-71	00-539-6313	2-122	00-543-5480	2-44	00-550-3924	2-11
00-530-0327	2-49	00-540-2560	2-9	00-543-5481	2-44	00-550-3925	2-12
00-530-0680	2-117	00-540-2973	2-2	00-543-5482	2-44	00-550-3931	2-12
00-530-0681	2-117	00-540-3513	2-9	00-543-5562	2-45	00-550-3934	2-11
00-530-0683	2-117	00-540-4155	2-58	00-543-5563	2-45	00-550-3935	2-11
00-530-0685	2-117	00-542-0920	2-128	00-543-5564	2-45	00-550-3936	2-11
00-530-2253	2-127	00-542-0926	2-107	00-543-5569	2-46	00-550-4725	2-55
00-530-2254	2-127	00-542-0927	2-107	00-543-5570	2-46	00-550-5009	2-66
00-530-2259	2-127	00-542-1984	2-131	00-543-5571	2-46	00-550-5054	2-66
00-530-2762	2-127	00-542-3449	2-188	00-543-5572	2-46	00-550-6742	2-127
00-530-3526	2-101	00-542-4466	2-130	00-543-5573	2-46	00-550-6825	2-182
00-530-4934	2-173	00-542-4602	2-3	00-543-5574	2-46	00-550-6866	2-182
00-530-5353	2-140	00-543-0789	2-160	00-543-5579	2-46	00-550-8112	2-73
00-530-6777	2-173	00-543-2023	2-24	00-543-5580	2-46	00-550-8485	2-136
00-530-6833	2-139	00-543-2024	2-24	00-543-5581	2-46	00-550-8599	2-172
00-530-6990	2-122	00-543-2245	2-44	00-543-5589	2-46	00-550-9281	2-49
00-530-7953	2-173	00-543-2410	2-69	00-543-5591	2-46	00-550-9474	2-18
00-530-7968	2-174	00-543-2418	2-97	00-543-5604	2-46	00-550-9523	2-34
00-530-8810	2-146	00-543-2419	2-14	00-543-5606	2-44	00-550-9596	2-97
00-530-9134	2-12	00-543-2426	2-68	00-543-5733	2-26	00-551-0046	2-22
00-530-9136	2-12	00-543-2500	2-67	00-543-5794	2-16	00-551-0156	2-36
00-530-9927	2-60	00-543-2732	2-24	00-543-5798	2-16	00-551-1493	2-110
00-530-9963	2-71	00-543-2739	2-70	00-543-5799	2-16	00-551-3476	2-188
00-531-0137	2-36	00-543-2740	2-70	00-543-5828	2-11	00-551-3480	2-187
00-531-0298	2-24	00-543-2752	2-24	00-543-5832	2-36	00-551-4842	2-18
00-531-1053	2-53	00-543-3032	2-135	00-543-5923	2-24	00-551-4845	2-41
00-531-1055	2-53	00-543-3033	2-79	00-543-5933	2-70	00-551-5593	2-49
00-531-1056	2-53	00-543-3388	2-172	00-543-5945	2-16	00-551-5662	2-49
00-531-1297	2-46	00-543-3410	2-94	00-543-7083	2-128	00-551-5663	2-49
00-531-1813	2-66	00-543-3574	2-146	00-543-7085	2-128	00-551-5664	2-49

NIIN Cross Reference Index

<u>NIIN</u>	<u>Page No.</u>	<u>NIIN</u>	<u>Page No.</u>	<u>NIIN</u>	<u>Page No.</u>	<u>NIIN</u>	<u>Page No.</u>
00-551-6146	2-141	00-558-8364	2-12	00-576-8337	2-133	00-582-1549	2-128
00-551-6709	2-18	00-558-8365	2-12	00-576-9634	2-155	00-582-1550	2-128
00-551-6713	2-18	00-558-8826	2-144	00-576-9877	2-80	00-582-1551	2-127
00-551-6716	2-17	00-558-9323	2-41	00-576-9986	2-137	00-582-1591	2-68
00-551-6903	2-143	00-558-9326	2-41	00-577-5434	2-32	00-582-2011	2-135
00-551-6982	2-49	00-559-0070	2-70	00-579-0079	2-70	00-582-2012	2-135
00-551-6985	2-49	00-559-0334	2-92	00-579-0093	2-36	00-582-2107	2-128
00-551-7507	2-163	00-559-2537	2-116	00-579-1210	2-160	00-582-2108	2-128
00-551-8001	2-83	00-559-8145	2-24	00-579-1531	2-139	00-582-2111	2-128
00-551-8089	2-65	00-559-8586	2-119	00-579-1871	2-65	00-582-2113	2-128
00-551-8151	2-21	00-559-8943	2-158	00-579-2047	2-178	00-582-2115	2-128
00-551-8155	2-18	00-562-3113	2-161	00-579-2048	2-178	00-582-2116	2-128
00-551-8688	2-181	00-562-3440	2-104	00-579-2071	2-67	00-582-2118	2-128
00-551-8689	2-181	00-566-4461	2-66	00-579-2072	2-67	00-582-2119	2-128
00-551-8705	2-181	00-567-4905	2-128	00-579-2073	2-67	00-582-2141	2-128
00-551-9659	2-182	00-568-4640	2-188	00-579-2074	2-67	00-582-2142	2-128
00-551-9671	2-182	00-568-4687	2-188	00-579-2136	2-24	00-582-2143	2-128
00-551-9672	2-182	00-568-9620	2-166	00-579-2139	2-24	00-582-2144	2-128
00-551-9717	2-182	00-571-2363	2-85	00-579-2896	2-162	00-582-2145	2-128
00-551-9728	2-182	00-571-9008	2-128	00-579-4576	2-24	00-582-2146	2-128
00-551-9731	2-182	00-571-9519	2-77	00-579-5054	2-110	00-582-2148	2-128
00-551-9786	2-115	00-571-9709	2-68	00-579-5238	2-12	00-582-2149	2-128
00-551-9860	2-182	00-571-9710	2-66	00-579-6390	2-160	00-582-2150	2-128
00-551-9868	2-182	00-572-0817	2-164	00-579-6481	2-172	00-582-2466	2-79
00-551-9870	2-182	00-573-7616	2-64	00-579-7645	2-95	00-582-2522	2-119
00-551-9871	2-182	00-574-1024	2-50	00-579-7825	2-93	00-582-3115	2-175
00-551-9872	2-182	00-575-5423	2-167	00-579-8108	2-119	00-582-3305	2-84
00-551-9879	2-182	00-575-5740	2-77	00-579-8152	2-94	00-582-3496	2-84
00-552-8000	2-156	00-575-6105	2-99	00-579-9678	2-139	00-582-3601	2-91
00-554-0990	2-122	00-576-1032	2-45	00-579-9881	2-80	00-582-3804	2-158
00-554-6893	2-46	00-576-1220	2-66	00-580-2259	2-178	00-582-3934	2-150
00-554-7085	2-9	00-576-1223	2-18	00-580-2293	2-113	00-582-5677	2-66
00-554-7087	2-9	00-576-1316	2-58	00-580-4454	2-178	00-582-5807	2-24
00-554-7134	2-1	00-576-1632	2-46	00-580-5055	2-127	00-582-5808	2-24
00-555-7993	2-6	00-576-1687	2-156	00-580-5327	2-127	00-582-5965	2-69
00-556-0145	2-158	00-576-1689	2-156	00-580-5329	2-127	00-582-6055	2-55
00-556-0151	2-160	00-576-1749	2-135	00-580-6326	2-121	00-582-6058	2-55
00-556-4278	2-145	00-576-1750	2-135	00-580-7224	2-18	00-582-6151	2-30
00-556-7506	2-124	00-576-2124	2-11	00-582-1533	2-128	00-582-6393	2-49
00-556-7513	2-124	00-576-2544	2-66	00-582-1534	2-128	00-582-6411	2-42
00-558-0540	2-108	00-576-2623	2-43	00-582-1536	2-128	00-582-6494	2-56
00-558-0541	2-178	00-576-2812	2-17	00-582-1537	2-128	00-582-6692	2-42
00-558-1785	2-89	00-576-2823	2-166	00-582-1538	2-128	00-582-6738	2-51
00-558-2585	2-21	00-576-5387	2-153	00-582-1539	2-128	00-582-7144	2-121
00-558-4887	2-24	00-576-5417	2-12	00-582-1540	2-128	00-582-7481	2-126
00-558-5426	2-12	00-576-5745	2-12	00-582-1541	2-128	00-582-7526	2-128
00-558-5928	2-153	00-576-5746	2-11	00-582-1542	2-128	00-582-8381	2-47
00-558-5929	2-153	00-576-5752	2-70	00-582-1543	2-128	00-582-9223	2-18
00-558-7182	2-11	00-576-5913	2-49	00-582-1544	2-128	00-584-0024	2-96
00-558-7358	2-11	00-576-6617	2-22	00-582-1545	2-128	00-584-0257	2-79
00-558-7455	2-63	00-576-7266	2-36	00-582-1546	2-128	00-584-0672	2-86
00-558-7456	2-63	00-576-7651	2-18	00-582-1547	2-128	00-584-1094	2-95
00-558-8149	2-18	00-576-7809	2-23	00-582-1548	2-127	00-584-1419	2-103

NIIN Cross Reference Index

<u>NIIN</u>	<u>Page No.</u>	<u>NIIN</u>	<u>Page No.</u>	<u>NIIN</u>	<u>Page No.</u>	<u>NIIN</u>	<u>Page No.</u>
00-584-1421	2-66	00-595-6096	2-66	00-597-9385	2-139	00-599-5616	2-66
00-584-1423	2-67	00-595-6196	2-73	00-597-9433	2-148	00-599-5782	2-114
00-584-2060	2-133	00-595-6211	2-66	00-597-9598	2-153	00-599-5912	2-176
00-584-2358	2-167	00-595-6425	2-65	00-598-0146	2-139	00-599-5946	2-178
00-584-2359	2-165	00-595-6607	2-65	00-598-0529	2-139	00-599-6406	2-120
00-584-3782	2-65	00-595-6612	2-67	00-598-1112	2-172	00-599-6919	2-67
00-584-4247	2-161	00-595-6761	2-66	00-598-1138	2-175	00-599-8182	2-104
00-584-4486	2-154	00-595-6844	2-66	00-598-1474	2-172	00-599-8249	2-101
00-584-4520	2-154	00-595-6852	2-65	00-598-1500	2-174	00-599-9201	2-185
00-584-4580	2-154	00-595-7078	2-70	00-598-1774	2-173	00-599-9550	2-118
00-584-4653	2-155	00-595-7079	2-70	00-598-1785	2-174	00-599-9552	2-118
00-584-4654	2-155	00-595-7237	2-70	00-598-1840	2-175	00-599-9728	2-68
00-584-4660	2-155	00-595-7421	2-61	00-598-2786	2-137	00-601-7292	2-98
00-584-4952	2-47	00-595-7555	2-71	00-598-2933	2-79	00-603-2259	2-103
00-584-5272	2-69	00-595-7652	2-59	00-598-3427	2-148	00-603-6798	2-103
00-584-5884	2-158	00-595-8121	2-71	00-598-4201	2-139	00-605-2146	2-60
00-584-6532	2-78	00-596-1712	2-70	00-598-5282	2-169	00-605-2172	2-35
00-584-6556	2-139	00-596-1766	2-70	00-598-5287	2-169	00-606-2256	2-178
00-584-6563	2-139	00-596-1774	2-70	00-598-5322	2-169	00-607-0617	2-130
00-584-6620	2-175	00-596-2698	2-136	00-598-5323	2-169	00-607-1326	2-36
00-584-6638	2-93	00-596-4274	2-64	00-598-5365	2-169	00-607-1328	2-62
00-584-7796	2-67	00-596-7618	2-92	00-598-5389	2-169	00-607-3873	2-101
00-584-7799	2-67	00-596-7647	2-177	00-598-5394	2-169	00-607-6225	2-141
00-584-7888	2-69	00-596-7691	2-70	00-598-5416	2-169	00-607-8537	2-170
00-584-7889	2-69	00-596-7738	2-133	00-598-5634	2-144	00-608-0486	2-179
00-584-7947	2-12	00-596-7783	2-178	00-598-5916	2-75	00-608-5060	2-163
00-584-7983	2-67	00-596-8422	2-57	00-598-6368	2-137	00-608-5061	2-164
00-584-7985	2-67	00-597-0055	2-139	00-598-6371	2-143	00-608-5178	2-75
00-584-7986	2-67	00-597-0624	2-81	00-598-6435	2-79	00-608-6432	2-116
00-584-8002	2-56	00-597-1197	2-163	00-598-6605	2-169	00-609-6771	2-170
00-584-8003	2-56	00-597-1914	2-164	00-598-6610	2-172	00-610-5283	2-68
00-584-8012	2-31	00-597-2515	2-79	00-598-6966	2-131	00-610-5323	2-68
00-584-9400	2-140	00-597-3302	2-144	00-598-7147	2-167	00-610-5324	2-68
00-585-0615	2-101	00-597-3304	2-144	00-598-7148	2-167	00-610-5325	2-104
00-585-0616	2-101	00-597-4314	2-174	00-598-7149	2-168	00-611-0906	2-171
00-585-1309	2-115	00-597-4351	2-172	00-598-7150	2-168	00-612-3890	2-71
00-585-1310	2-115	00-597-5015	2-177	00-598-7151	2-168	00-613-8066	2-76
00-585-5184	2-179	00-597-5141	2-177	00-598-8251	2-136	00-613-9038	2-40
00-585-6937	2-127	00-597-5142	2-177	00-598-9429	2-80	00-613-9396	2-39
00-585-7594	2-67	00-597-5153	2-177	00-599-0458	2-119	00-614-0245	2-24
00-585-8176	2-177	00-597-5798	2-155	00-599-1568	2-67	00-614-0246	2-24
00-587-2705	2-79	00-597-7383	2-177	00-599-1680	2-68	00-614-0247	2-24
00-588-0391	2-67	00-597-7407	2-178	00-599-3259	2-67	00-614-0260	2-24
00-588-2753	2-66	00-597-7408	2-177	00-599-4140	2-103	00-614-0261	2-24
00-590-1739	2-172	00-597-7409	2-177	00-599-4291	2-107	00-614-0270	2-24
00-591-4898	2-104	00-597-7422	2-177	00-599-4679	2-176	00-614-3423	2-24
00-591-4900	2-104	00-597-7423	2-177	00-599-4732	2-66	00-614-3500	2-62
00-591-7681	2-67	00-597-7424	2-177	00-599-4754	2-176	00-614-3505	2-67
00-593-3234	2-110	00-597-8475	2-172	00-599-4847	2-103	00-614-3506	2-66
00-595-5800	2-66	00-597-8487	2-173	00-599-4853	2-178	00-614-3586	2-79
00-595-5992	2-66	00-597-8513	2-173	00-599-4881	2-176	00-615-6762	2-136
00-595-6057	2-66	00-597-9219	2-177	00-599-5062	2-133	00-616-1224	2-42
00-595-6093	2-178	00-597-9221	2-178	00-599-5353	2-103	00-616-1532	2-22

NIIN Cross Reference Index

<u>NIIN</u>	<u>Page No.</u>	<u>NIIN</u>	<u>Page No.</u>	<u>NIIN</u>	<u>Page No.</u>	<u>NIIN</u>	<u>Page No.</u>
00-616-1534	2-41	00-619-2020	2-29	00-637-0880	2-137	00-637-6503	2-51
00-616-1586	2-62	00-619-2322	2-24	00-637-1103	2-28	00-637-6504	2-51
00-616-2201	2-49	00-619-2985	2-76	00-637-1119	2-28	00-637-6505	2-51
00-616-2424	2-22	00-619-3277	2-79	00-637-1123	2-28	00-637-6507	2-51
00-616-2470	2-12	00-619-3392	2-80	00-637-1124	2-28	00-637-6510	2-51
00-616-2471	2-12	00-619-3664	2-166	00-637-1125	2-28	00-637-6512	2-51
00-616-2618	2-42	00-619-3835	2-160	00-637-3471	2-66	00-637-6513	2-51
00-616-2759	2-48	00-619-3999	2-78	00-637-3625	2-57	00-637-6520	2-51
00-616-2793	2-57	00-619-4039	2-86	00-637-3627	2-57	00-637-6521	2-51
00-616-2980	2-43	00-619-4045	2-3	00-637-3628	2-57	00-637-6522	2-51
00-616-3555	2-70	00-619-4344	2-23	00-637-3629	2-57	00-637-6949	2-22
00-616-3801	2-23	00-619-4668	2-160	00-637-3630	2-57	00-637-7696	2-43
00-616-3839	2-79	00-619-6031	2-23	00-637-3631	2-57	00-637-8591	2-42
00-616-3851	2-98	00-619-7031	2-140	00-637-3632	2-57	00-637-9433	2-12
00-616-4261	2-78	00-619-7044	2-98	00-637-3634	2-57	00-637-9541	2-69
00-616-4831	2-24	00-619-7229	2-174	00-637-4521	2-32	00-637-9674	2-46
00-616-5432	2-166	00-619-7754	2-139	00-637-4522	2-32	00-637-9675	2-45
00-616-5514	2-74	00-619-7976	2-75	00-637-5580	2-26	00-638-0074	2-52
00-616-5515	2-74	00-619-8973	2-155	00-637-5654	2-26	00-638-0084	2-51
00-616-5516	2-74	00-619-9166	2-156	00-637-6461	2-51	00-638-0502	2-28
00-616-5517	2-74	00-619-9167	2-156	00-637-6462	2-51	00-638-1124	2-58
00-616-5519	2-74	00-619-9168	2-156	00-637-6463	2-51	00-638-1171	2-41
00-616-5522	2-74	00-620-7359	2-111	00-637-6464	2-51	00-638-1485	2-46
00-616-5523	2-74	00-621-3192	2-176	00-637-6465	2-51	00-638-1782	2-34
00-616-5524	2-74	00-621-5236	2-68	00-637-6466	2-51	00-638-1878	2-36
00-616-5525	2-74	00-621-5445	2-71	00-637-6467	2-51	00-638-2217	2-40
00-616-5526	2-74	00-621-5449	2-73	00-637-6468	2-51	00-638-2281	2-27
00-616-5530	2-74	00-622-1724	2-62	00-637-6469	2-51	00-638-2303	2-27
00-616-5531	2-74	00-622-9475	2-24	00-637-6470	2-51	00-638-2605	2-58
00-616-6086	2-23	00-622-9479	2-24	00-637-6471	2-51	00-638-2756	2-155
00-616-6370	2-12	00-622-9651	2-142	00-637-6472	2-51	00-638-3826	2-27
00-616-6750	2-66	00-625-5756	2-66	00-637-6473	2-51	00-638-4017	2-27
00-616-6964	2-17	00-625-7672	2-23	00-637-6474	2-51	00-638-4301	2-90
00-616-7669	2-160	00-625-8019	2-68	00-637-6475	2-51	00-638-5730	2-59
00-616-8217	2-23	00-625-8020	2-104	00-637-6476	2-51	00-638-5766	2-43
00-616-8660	2-56	00-626-3495	2-23	00-637-6478	2-51	00-638-6053	2-27
00-616-8748	2-49	00-627-4889	2-79	00-637-6479	2-51	00-638-7409	2-27
00-616-9604	2-158	00-627-5666	2-165	00-637-6480	2-51	00-638-8088	2-92
00-618-0475	2-67	00-629-9907	2-149	00-637-6481	2-51	00-638-8753	2-36
00-618-1407	2-22	00-631-3429	2-83	00-637-6482	2-51	00-638-9837	2-12
00-618-1435	2-66	00-631-3430	2-83	00-637-6483	2-51	00-638-9857	2-65
00-618-3223	2-117	00-631-7891	2-144	00-637-6485	2-51	00-639-0047	2-22
00-618-6282	2-128	00-631-7894	2-144	00-637-6486	2-51	00-639-0561	2-96
00-618-6681	2-110	00-632-2777	2-12	00-637-6491	2-51	00-639-1465	2-49
00-618-6845	2-128	00-633-8295	2-146	00-637-6492	2-51	00-639-1468	2-49
00-618-8579	2-169	00-634-7045	2-172	00-637-6493	2-51	00-639-1791	2-41
00-618-8899	2-128	00-634-7350	2-148	00-637-6494	2-51	00-639-2258	2-49
00-618-9476	2-105	00-634-7444	2-175	00-637-6495	2-51	00-639-2315	2-49
00-618-9479	2-105	00-634-7465	2-174	00-637-6496	2-51	00-639-5055	2-95
00-619-0150	2-166	00-634-7860	2-144	00-637-6498	2-51	00-639-5575	2-96
00-619-0285	2-167	00-634-8265	2-127	00-637-6499	2-51	00-639-6399	2-27
00-619-0899	2-79	00-634-8891	2-188	00-637-6501	2-51	00-639-7246	2-18
00-619-1148	2-66	00-637-0374	2-49	00-637-6502	2-51	00-639-7249	2-18

NIIN Cross Reference Index

<u>NIIN</u>	<u>Page No.</u>	<u>NIIN</u>	<u>Page No.</u>	<u>NIIN</u>	<u>Page No.</u>	<u>NIIN</u>	<u>Page No.</u>
00-639-7253	2-18	00-655-9246	2-36	00-664-1525	2-74	00-680-5430	2-23
00-639-7254	2-18	00-655-9440	2-11	00-664-1667	2-142	00-680-6309	2-48
00-639-7256	2-18	00-655-9441	2-12	00-664-1705	2-142	00-680-6393	2-23
00-639-7554	2-67	00-655-9442	2-12	00-664-1707	2-142	00-680-6395	2-17
00-639-7715	2-35	00-655-9443	2-12	00-664-2139	2-168	00-680-6745	2-66
00-639-7954	2-96	00-655-9444	2-12	00-664-2145	2-168	00-680-6779	2-42
00-639-8053	2-12	00-655-9445	2-12	00-664-2149	2-168	00-680-7296	2-66
00-640-6176	2-2	00-655-9446	2-12	00-664-2992	2-165	00-680-8768	2-144
00-640-6177	2-2	00-655-9447	2-12	00-664-3249	2-148	00-682-1460	2-75
00-640-6178	2-2	00-655-9448	2-12	00-664-3250	2-148	00-682-1502	2-142
00-640-9717	2-129	00-655-9449	2-12	00-664-3287	2-165	00-682-1505	2-147
00-640-9743	2-104	00-655-9451	2-12	00-664-3619	2-167	00-682-1508	2-147
00-640-9966	2-102	00-655-9452	2-12	00-664-3629	2-168	00-682-1645	2-147
00-641-0017	2-177	00-655-9453	2-12	00-664-4216	2-165	00-682-1686	2-149
00-641-0101	2-130	00-655-9467	2-16	00-664-4473	2-146	00-682-1762	2-175
00-641-0103	2-129	00-655-9477	2-66	00-664-4699	2-75	00-682-1777	2-79
00-641-0225	2-129	00-655-9544	2-57	00-664-6213	2-79	00-682-1857	2-148
00-641-0426	2-185	00-656-0114	2-67	00-664-6395	2-136	00-682-2116	2-137
00-641-0427	2-185	00-656-0358	2-42	00-664-6974	2-143	00-682-2118	2-137
00-641-0428	2-185	00-656-0397	2-177	00-664-7014	2-146	00-682-2174	2-135
00-641-0429	2-185		2-178	00-664-7294	2-79	00-682-2473	2-137
00-641-0468	2-67	00-656-0398	2-70	00-664-8121	2-143	00-682-4425	2-67
00-641-1571	2-129	00-656-7020	2-178	00-664-8141	2-143	00-682-5930	2-70
00-641-1573	2-130	00-659-8291	2-27	00-664-8163	2-139	00-682-5971	2-36
00-641-1698	2-115	00-660-2215	2-65	00-664-8164	2-139	00-682-5972	2-36
00-641-1988	2-177	00-660-2467	2-24	00-664-8188	2-139	00-684-2093	2-178
00-641-1990	2-111	00-660-2625	2-24	00-664-9056	2-139	00-684-2164	2-128
00-641-1993	2-106	00-660-2840	2-34	00-667-5522	2-161	00-684-2168	2-128
00-641-2346	2-115	00-660-3149	2-17	00-667-9155	2-157	00-684-2572	2-127
00-641-2887	2-111	00-660-3381	2-61	00-667-9183	2-158	00-684-2735	2-128
00-641-2987	2-97	00-660-5248	2-137	00-667-9365	2-162	00-684-6698	2-178
00-641-3051	2-131	00-662-9721	2-177	00-667-9366	2-162	00-684-7471	2-170
00-641-3718	2-130	00-662-9722	2-177	00-667-9826	2-160	00-684-9501	2-144
00-641-3719	2-130	00-662-9735	2-140	00-670-9799	2-137	00-684-9910	2-86
00-641-4053	2-110	00-662-9817	2-148	00-671-2275	2-5	00-684-9944	2-3
00-641-4167	2-103	00-663-2125	2-169	00-672-5835	2-95	00-685-0030	2-169
00-641-4439	2-104	00-663-2215	2-93	00-672-5944	2-58	00-685-0196	2-41
00-641-5843	2-183	00-663-2428	2-136	00-675-8900	2-92	00-685-0553	2-76
00-641-6366	2-130	00-663-2771	2-78	00-676-5008	2-157	00-685-0678	2-78
00-641-6910	2-107	00-663-4687	2-182	00-676-8265	2-56	00-685-0707	2-137
00-641-7148	2-66	00-663-4689	2-182	00-678-1893	2-154	00-685-1202	2-145
00-641-7556	2-67	00-663-4693	2-182	00-678-3309	2-144	00-685-1450	2-67
00-641-8366	2-103	00-663-4695	2-182	00-678-3310	2-144	00-685-1744	2-60
00-641-9725	2-178	00-663-7035	2-129	00-679-0052	2-148	00-685-1876	2-47
00-644-0392	2-169	00-663-7151	2-129	00-679-8493	2-178	00-685-2634	2-42
00-644-1485	2-161	00-663-7152	2-129	00-680-1357	2-159	00-685-2767	2-59
00-653-0293	2-110	00-664-0401	2-79	00-680-2375	2-172	00-685-3013	2-17
00-654-2948	2-135	00-664-0459	2-82	00-680-2940	2-136	00-685-3027	2-42
00-655-7219	2-66	00-664-0462	2-82	00-680-3381	2-165	00-685-3097	2-37
00-655-7541	2-23	00-664-0463	2-82	00-680-3957	2-82	00-685-3344	2-36
00-655-8113	2-174	00-664-0671	2-137	00-680-4375	2-138	00-685-3511	2-12
00-655-8141	2-169	00-664-1326	2-143	00-680-4626	2-79	00-685-3744	2-65
00-655-8157	2-137	00-664-1328	2-143	00-680-4892	2-62	00-685-3799	2-160

NIIN Cross Reference Index

<u>NIIN</u>	<u>Page No.</u>	<u>NIIN</u>	<u>Page No.</u>	<u>NIIN</u>	<u>Page No.</u>	<u>NIIN</u>	<u>Page No.</u>
00-685-4688	2-160	00-702-1260	2-76	00-715-1364	2-120	00-720-8819	2-67
00-685-5899	2-150	00-702-1371	2-135	00-716-2872	2-76	00-720-9112	2-17
00-685-6779	2-60	00-702-1372	2-135	00-716-8174	2-13	00-721-3058	2-17
00-686-1314	2-120	00-702-1595	2-22	00-716-8197	2-13	00-721-3060	2-17
00-687-1148	2-137	00-702-1596	2-22	00-716-8204	2-13	00-721-4434	2-59
00-687-2917	2-160	00-702-1664	2-135	00-716-8826	2-144	00-721-4828	2-173
00-687-3284	2-37	00-702-1665	2-135	00-717-5467	2-12	00-721-5093	2-59
00-687-3379	2-173	00-702-2534	2-128	00-717-5570	2-55	00-721-5244	2-87
00-687-3454	2-164	00-702-3102	2-76	00-717-5592	2-26	00-721-5492	2-14
00-687-3842	2-94	00-702-3126	2-76	00-717-6949	2-35	00-721-5503	2-98
00-687-5218	2-74	00-702-3139	2-76	00-717-6950	2-35	00-721-5665	2-12
00-687-5659	2-177	00-702-3192	2-76	00-717-6955	2-35	00-721-5980	2-62
00-687-5684	2-146	00-702-3336	2-94	00-719-3997	2-12	00-721-6476	2-174
00-687-5689	2-96	00-702-3375	2-98	00-719-5001	2-25	00-721-6876	2-93
00-687-6333	2-23	00-702-3376	2-98	00-719-5003	2-25	00-721-6877	2-174
00-687-7707	2-48	00-702-3998	2-43	00-719-5007	2-25	00-721-6936	2-144
00-687-7711	2-48	00-702-4484	2-50	00-719-5017	2-25	00-721-7498	2-144
00-687-8559	2-104	00-702-4523	2-12	00-719-5021	2-25	00-721-7610	2-43
00-688-0004	2-147	00-702-4524	2-12	00-719-5058	2-25	00-721-7642	2-78
00-688-0254	2-23	00-702-4893	2-76	00-719-5064	2-25	00-721-7653	2-144
00-688-2018	2-12	00-702-4898	2-76	00-719-5093	2-25	00-721-7680	2-175
00-688-2020	2-12	00-702-4915	2-76	00-719-5219	2-14	00-721-8115	2-156
00-688-2069	2-60	00-702-4975	2-86	00-719-5235	2-14	00-721-8116	2-156
00-688-2111	2-14	00-702-5006	2-95	00-719-5238	2-14	00-721-8117	2-156
00-689-3877	2-61	00-702-6507	2-40	00-719-5240	2-14	00-721-8352	2-144
00-689-6489	2-116	00-702-7217	2-125	00-719-5243	2-14	00-721-8879	2-157
00-689-8193	2-49	00-702-9070	2-12	00-719-5329	2-35	00-722-0393	2-42
00-689-8264	2-164	00-703-1451	2-89	00-719-5330	2-35	00-722-4630	2-34
00-689-8837	2-95	00-703-1693	2-176	00-719-5336	2-35	00-722-5998	2-66
00-689-8871	2-22	00-703-8309	2-58	00-719-5337	2-35	00-722-6520	2-27
00-690-5474	2-167	00-703-9346	2-95	00-719-5339	2-35	00-722-6533	2-80
00-691-0141	2-66	00-704-0704	2-92	00-719-5342	2-35	00-723-4458	2-57
00-691-0328	2-47	00-705-1640	2-21	00-719-5346	2-35	00-723-5394	2-48
00-691-0911	2-58	00-705-2030	2-21	00-719-5349	2-35	00-723-6780	2-144
00-695-2558	2-172	00-705-2189	2-21	00-719-5400	2-21	00-723-9378	2-36
00-695-3922	2-140	00-705-2271	2-21	00-719-5401	2-21	00-723-9383	2-36
00-699-9887	2-80	00-705-2332	2-21	00-719-5402	2-21	00-723-9384	2-36
00-699-9925	2-164	00-705-2387	2-21	00-719-5403	2-21	00-723-9385	2-36
00-701-1768	2-120	00-705-2388	2-21	00-719-5404	2-21	00-723-9386	2-36
00-701-1819	2-120	00-705-2468	2-21	00-719-5405	2-21	00-723-9387	2-36
00-701-1880	2-120	00-705-2472	2-21	00-719-5406	2-21	00-723-9394	2-36
00-701-5073	2-25	00-705-2801	2-21	00-719-5570	2-61	00-723-9396	2-36
00-701-5074	2-25	00-705-2804	2-21	00-720-3395	2-115	00-723-9398	2-35
00-701-5075	2-25	00-705-2833	2-21	00-720-3652	2-128	00-723-9412	2-31
00-701-5078	2-25	00-709-8517	2-14	00-720-5946	2-137	00-723-9415	2-31
00-701-5079	2-25	00-709-8523	2-14	00-720-7896	2-137	00-723-9676	2-67
00-701-5118	2-25	00-710-0133	2-77	00-720-7982	2-7	00-724-5541	2-119
00-701-5228	2-25	00-710-4359	2-3	00-720-8037	2-47	00-724-5811	2-36
00-701-5786	2-61	00-712-6251	2-175	00-720-8046	2-48	00-724-5813	2-36
00-701-9695	2-96	00-715-0566	2-42	00-720-8064	2-174	00-724-5815	2-36
00-701-9807	2-83	00-715-1152	2-174	00-720-8260	2-46	00-724-5834	2-36
00-702-0495	2-58	00-715-1209	2-37	00-720-8429	2-24	00-724-5882	2-36
00-702-0609	2-21	00-715-1215	2-37	00-720-8549	2-59	00-724-5884	2-36

NIIN Cross Reference Index

<u>NIIN</u>	<u>Page No.</u>	<u>NIIN</u>	<u>Page No.</u>	<u>NIIN</u>	<u>Page No.</u>	<u>NIIN</u>	<u>Page No.</u>
00-724-5886	2-36	00-727-0857	2-66	00-735-4575	2-78	00-754-3046	2-17
00-724-5887	2-36	00-727-0858	2-66	00-735-4578	2-78	00-754-3048	2-43
00-724-5893	2-36	00-727-1281	2-12	00-735-4966	2-85	00-754-3049	2-43
00-724-5898	2-36	00-727-4774	2-137	00-735-6235	2-133	00-756-5866	2-188
00-724-5903	2-36		2-137	00-736-7720	2-178	00-756-8141	2-64
00-724-5910	2-13		2-137	00-737-0831	2-91	00-757-3234	2-176
00-724-5914	2-13	00-727-5223	2-62	00-737-5429	2-66	00-757-4125	2-46
00-724-5936	2-13	00-727-5731	2-79	00-737-7648	2-89	00-757-4846	2-143
00-724-6758	2-13	00-727-6804	2-12	00-739-9315	2-102	00-757-4847	2-143
00-724-6760	2-13	00-727-7010	2-105	00-747-9928	2-90	00-758-1034	2-176
00-724-6761	2-13	00-727-8832	2-25	00-751-7597	2-157	00-759-0562	2-163
00-724-6762	2-13	00-727-8833	2-25	00-752-8546	2-104	00-759-0563	2-167
00-724-6777	2-36	00-727-8834	2-25	00-752-8654	2-115	00-759-0564	2-163
00-724-6798	2-36	00-728-0949	2-136	00-752-9032	2-133	00-759-1687	2-125
00-724-6799	2-36	00-728-3491	2-147	00-752-9462	2-19	00-759-1692	2-126
00-724-6810	2-36	00-728-5489	2-35	00-753-1886	2-178	00-759-2022	2-125
00-724-7218	2-13	00-728-6315	2-36	00-753-2076	2-68	00-759-2113	2-125
00-724-7219	2-14	00-728-7702	2-68	00-753-2227	2-179	00-759-2121	2-125
00-724-7221	2-14	00-728-7715	2-63	00-753-2359	2-178	00-760-2683	2-148
00-724-7222	2-14	00-728-7716	2-63	00-753-3609	2-146	00-760-5719	2-119
00-724-7223	2-14	00-729-5103	2-131	00-753-3699	2-174	00-760-9241	2-138
00-724-7224	2-14	00-729-5141	2-128	00-753-3875	2-79	00-761-1985	2-179
00-724-7228	2-14	00-729-5142	2-128	00-753-3880	2-74	00-761-3706	2-56
00-724-7247	2-14	00-729-5143	2-128	00-753-3881	2-74	00-761-4134	2-165
00-724-7254	2-14	00-729-6537	2-101	00-753-3882	2-74	00-761-4221	2-63
00-724-7837	2-21	00-730-4572	2-73	00-753-3883	2-74	00-761-6830	2-63
00-724-7902	2-119		2-73	00-753-3885	2-74	00-761-6882	2-56
00-725-0119	2-21	00-730-7048	2-92		2-74	00-761-7471	2-146
00-725-0154	2-14	00-731-2737	2-161	00-753-3888	2-74	00-762-1489	2-160
00-725-0969	2-175	00-731-2930	2-76	00-753-3890	2-74	00-762-1493	2-159
00-725-2317	2-14	00-731-9092	2-178	00-753-3892	2-79	00-762-6241	2-56
00-725-3998	2-135	00-731-9165	2-178	00-753-3893	2-79	00-762-6242	2-56
00-725-3999	2-135	00-732-0511	2-14	00-753-3894	2-79	00-762-6248	2-56
00-725-4183	2-13	00-732-0512	2-14	00-753-3895	2-79	00-762-6388	2-97
00-725-4191	2-25	00-732-0558	2-56	00-753-3920	2-147	00-762-7482	2-29
00-725-4369	2-128	00-732-0559	2-56	00-753-4217	2-46	00-762-8044	2-39
00-725-6033	2-140	00-732-0560	2-56	00-753-4322	2-13	00-762-9964	2-121
00-725-7347	2-8	00-732-9978	2-154	00-753-5278	2-153	00-763-0074	2-125
00-726-1638	2-106	00-733-5992	2-71	00-753-7112	2-71	00-763-0595	2-177
00-726-2214	2-137	00-733-7174	2-99	00-754-0822	2-86	00-763-0596	2-177
00-726-2551	2-14	00-733-9030	2-172	00-754-0847	2-144	00-763-0597	2-177
00-726-2552	2-14	00-733-9090	2-64	00-754-1082	2-173	00-763-2641	2-78
00-726-2553	2-14	00-733-9096	2-108	00-754-1083	2-173	00-763-3356	2-25
00-726-2555	2-14	00-734-0765	2-35	00-754-1678	2-144	00-763-3413	2-66
00-726-2556	2-14	00-734-1843	2-128	00-754-1788	2-43	00-763-3925	2-67
00-726-2567	2-14	00-734-5525	2-144	00-754-1794	2-43	00-763-6009	2-26
00-726-3126	2-133	00-734-7121	2-32	00-754-1817	2-144	00-763-6961	2-25
00-726-6699	2-96	00-735-4548	2-58	00-754-1854	2-79	00-763-6962	2-25
00-726-6700	2-96	00-735-4567	2-77	00-754-1896	2-173	00-763-6963	2-25
00-726-6701	2-94	00-735-4568	2-78	00-754-1976	2-144	00-763-7822	2-25
00-726-7939	2-176	00-735-4571	2-77	00-754-2005	2-69	00-763-7830	2-25
00-726-8804	2-90	00-735-4572	2-78	00-754-2064	2-17	00-763-7832	2-25
00-727-0557	2-157	00-735-4573	2-78	00-754-2190	2-173	00-763-8901	2-56

NIIN Cross Reference Index

<u>NIIN</u>	<u>Page No.</u>	<u>NIIN</u>	<u>Page No.</u>	<u>NIIN</u>	<u>Page No.</u>	<u>NIIN</u>	<u>Page No.</u>
00-763-8905	2-56	00-771-4271	2-159	00-781-4844	2-58	00-795-0719	2-91
00-763-8911	2-56	00-771-6827	2-65	00-781-4861	2-165	00-796-4354	2-135
00-763-8913	2-56	00-771-7359	2-63	00-781-5642	2-104	00-796-4415	2-63
00-763-8920	2-56	00-771-7406	2-63	00-781-5662	2-26	00-797-7466	2-111
00-763-8921	2-56	00-772-3720	2-63	00-781-5663	2-21	00-799-1019	2-96
00-763-8922	2-56	00-772-4849	2-144	00-781-5664	2-21	00-800-6274	2-85
00-763-9651	2-104	00-772-7512	2-149	00-781-5673	2-26	00-800-6275	2-85
	2-104	00-772-9259	2-59	00-781-9057	2-23	00-800-6277	2-85
00-764-0066	2-25	00-773-7618	2-66	00-781-9478	2-22	00-800-6278	2-85
00-764-0068	2-25	00-773-7624	2-67	00-781-9483	2-67	00-800-7261	2-36
00-764-0070	2-25	00-773-8635	2-63	00-782-1349	2-66	00-800-7874	2-144
00-764-0071	2-25	00-774-9427	2-70	00-782-8245	2-20	00-800-9677	2-66
00-764-2391	2-63	00-774-9430	2-97	00-782-8511	2-176	00-800-9720	2-128
00-764-2392	2-63	00-774-9545	2-68	00-782-8737	2-139	00-800-9721	2-128
00-764-2865	2-165	00-774-9700	2-25	00-782-9378	2-49	00-801-0454	2-136
00-764-2964	2-25	00-775-2567	2-63	00-782-9380	2-49	00-801-2500	2-173
00-764-2966	2-25	00-775-5071	2-172	00-782-9441	2-115	00-801-3001	2-168
00-764-6236	2-150	00-775-6235	2-41	00-782-9489	2-14	00-801-3440	2-128
00-764-6583	2-56	00-775-6243	2-41	00-783-0075	2-60	00-801-7545	2-140
00-764-6609	2-56	00-775-6436	2-94	00-783-4174	2-63	00-802-1835	2-142
00-764-6610	2-56	00-776-7182	2-104	00-783-6825	2-67	00-802-1837	2-77
00-764-7282	2-63	00-777-5503	2-103	00-784-7127	2-66	00-802-2938	2-80
00-764-7283	2-63	00-777-5787	2-63	00-784-7442	2-81	00-802-4701	2-66
00-764-9328	2-68	00-777-5791	2-63	00-784-8145	2-63	00-802-8860	2-17
00-764-9564	2-66	00-777-5793	2-63	00-785-1755	2-64	00-803-1302	2-104
00-765-0038	2-76	00-777-5984	2-21	00-785-9352	2-37	00-803-5536	2-168
00-765-1948	2-125	00-777-6039	2-25	00-786-2229	2-187	00-803-5574	2-144
00-765-2190	2-77	00-778-2655	2-63	00-786-5503	2-33	00-803-7108	2-44
00-765-4244	2-25	00-778-9160	2-63	00-786-6501	2-31	00-803-7299	2-174
00-765-4257	2-25	00-778-9480	2-63	00-787-0148	2-145	00-803-7301	2-174
00-765-4344	2-25	00-778-9482	2-63	00-787-2237	2-44	00-803-7303	2-174
00-765-4350	2-25	00-779-0293	2-85	00-787-8677	2-96	00-803-7304	2-174
00-765-4352	2-25	00-779-0921	2-69	00-788-0416	2-146	00-803-7305	2-174
00-767-0445	2-56	00-779-3601	2-63	00-788-1377	2-141	00-803-7306	2-174
00-767-5997	2-99	00-779-6260	2-104	00-788-1378	2-166	00-803-7313	2-174
00-767-5998	2-99	00-779-6594	2-63	00-788-1380	2-141	00-803-7315	2-174
00-767-6007	2-99	00-779-6625	2-63	00-788-8385	2-148	00-803-7316	2-174
00-767-9425	2-66	00-780-1044	2-63	00-788-8713	2-116	00-803-7319	2-174
00-768-0318	2-56	00-780-4078	2-141	00-789-2077	2-87	00-804-0768	2-137
00-768-0319	2-56	00-780-5995	2-47	00-789-2256	2-37	00-804-0790	2-137
00-768-0321	2-56	00-780-8454	2-21	00-790-1901	2-2	00-804-0995	2-150
00-768-0336	2-25	00-780-9545	2-95	00-791-8501	2-65	00-804-1224	2-147
00-768-7737	2-169	00-780-9640	2-173	00-792-8362	2-175	00-804-1229	2-147
00-769-8489	2-149	00-781-1251	2-96	00-792-9020	2-141	00-804-1230	2-147
00-770-1896	2-66	00-781-1252	2-96	00-792-9028	2-177	00-804-1236	2-148
00-770-2533	2-25	00-781-1897	2-66	00-792-9771	2-165	00-804-1238	2-148
00-770-2579	2-25	00-781-1992	2-74	00-792-9841	2-133	00-804-1245	2-148
00-770-2580	2-25	00-781-2004	2-74	00-792-9948	2-178	00-804-2025	2-174
00-770-4949	2-167	00-781-2034	2-74	00-793-0003	2-159	00-804-2026	2-174
00-770-9180	2-137	00-781-3927	2-14	00-794-0506	2-167	00-804-2027	2-93
00-770-9181	2-80	00-781-3928	2-14	00-794-2674	2-137	00-804-2244	2-137
00-770-9340	2-97	00-781-4524	2-133	00-794-2742	2-93	00-804-2275	2-173
00-771-3340	2-93	00-781-4761	2-95	00-794-5949	2-68	00-804-2276	2-173

NIIN Cross Reference Index

<u>NIIN</u>	<u>Page No.</u>	<u>NIIN</u>	<u>Page No.</u>	<u>NIIN</u>	<u>Page No.</u>	<u>NIIN</u>	<u>Page No.</u>
00-804-2660	2-5	00-807-5330	2-94	00-811-1232	2-80	00-814-0666	2-178
00-804-2769	2-173	00-807-5331	2-173	00-811-1233	2-80	00-814-1926	2-18
00-804-2770	2-173	00-807-5333	2-173	00-811-1241	2-80	00-814-2371	2-128
00-804-2771	2-173	00-807-6895	2-43	00-811-1256	2-80	00-814-2372	2-128
00-804-2772	2-173	00-807-7968	2-173	00-811-1265	2-80	00-814-3530	2-78
00-804-2773	2-173	00-807-7975	2-37	00-811-1266	2-80	00-814-3531	2-78
00-804-2777	2-173	00-808-1805	2-127	00-811-1270	2-80	00-814-4342	2-162
00-804-2781	2-173	00-808-2335	2-128	00-811-1970	2-91	00-814-4456	2-79
00-804-2782	2-173	00-808-2337	2-128	00-811-3494	2-61	00-814-7330	2-47
00-804-2784	2-173	00-808-2339	2-128	00-811-4067	2-17	00-814-9196	2-104
00-804-2786	2-173	00-808-2340	2-128	00-811-4073	2-173	00-814-9865	2-144
00-804-3891	2-173	00-808-4467	2-129	00-811-4102	2-173	00-815-0870	2-93
00-804-3892	2-173	00-808-6361	2-42	00-811-5032	2-17	00-815-0890	2-137
00-804-4997	2-173	00-808-7595	2-133	00-811-6419	2-61	00-815-1041	2-60
00-804-5827	2-173	00-808-7822	2-86	00-811-6669	2-31	00-815-1405	2-75
00-804-6813	2-131	00-808-7832	2-26	00-811-6951	2-25	00-815-4929	2-144
00-804-6855	2-173	00-808-7834	2-26	00-811-6953	2-25	00-815-4930	2-144
00-804-6860	2-173	00-808-7913	2-174	00-811-7105	2-176	00-815-5050	2-17
00-804-7645	2-174	00-808-9685	2-80	00-811-8050	2-60	00-815-6552	2-108
00-804-7653	2-174	00-808-9977	2-24	00-811-9219	2-43	00-816-0033	2-22
00-804-9642	2-96	00-809-0007	2-174	00-811-9853	2-24	00-816-1145	2-171
00-804-9735	2-173	00-809-1936	2-38	00-812-0142	2-82	00-816-1146	2-171
00-804-9738	2-173	00-809-1997	2-115	00-812-1204	2-80	00-816-1148	2-171
00-804-9739	2-173	00-809-2189	2-138	00-812-1894	2-144	00-816-1149	2-171
00-804-9743	2-173	00-809-2587	2-127	00-812-2305	2-49	00-816-1152	2-171
00-805-1398	2-173	00-809-3078	2-66	00-812-2928	2-104	00-816-1155	2-171
00-805-1403	2-170	00-809-3079	2-66	00-812-3312	2-79	00-816-1156	2-171
00-805-6646	2-170	00-809-4390	2-148	00-812-3741	2-80	00-816-1158	2-171
00-806-0202	2-173	00-809-5997	2-66	00-812-3750	2-80	00-816-1794	2-75
00-806-1806	2-177	00-809-5998	2-66	00-812-3757	2-80	00-816-2552	2-47
00-806-2206	2-44	00-809-6312	2-187	00-812-3759	2-80	00-816-3128	2-48
00-806-2582	2-16	00-809-6315	2-187	00-812-3764	2-80	00-816-3424	2-136
00-806-2623	2-86	00-809-7616	2-59	00-812-3766	2-80	00-816-4239	2-174
00-806-3947	2-76	00-809-8536	2-66	00-812-3775	2-80	00-816-4794	2-81
00-806-6648	2-108	00-809-8544	2-66	00-812-3874	2-137	00-816-5300	2-67
00-806-7040	2-81	00-809-8546	2-66	00-812-4294	2-58	00-816-9761	2-81
00-806-9864	2-98	00-810-0599	2-178	00-812-4474	2-66	00-817-0727	2-78
00-807-0928	2-79	00-810-1786	2-61	00-812-4658	2-78	00-817-1327	2-175
00-807-1213	2-46	00-810-3490	2-8	00-812-6962	2-36	00-817-5973	2-17
00-807-1465	2-61	00-810-3701	2-78	00-812-7815	2-104	00-817-6295	2-167
00-807-1466	2-61	00-810-3702	2-78	00-812-8644	2-27	00-817-7593	2-161
00-807-1467	2-61	00-810-3704	2-78	00-813-2078	2-160	00-817-9056	2-56
00-807-1468	2-61	00-810-3765	2-42	00-813-2791	2-23	00-817-9966	2-57
00-807-1469	2-61	00-810-4188	2-137	00-813-2796	2-23	00-818-0282	2-164
00-807-1471	2-61	00-810-5543	2-24	00-813-3678	2-179	00-818-0872	2-93
00-807-1472	2-61	00-810-6492	2-94	00-813-3792	2-12	00-818-7478	2-133
00-807-1473	2-61	00-810-6721	2-46	00-813-6053	2-135	00-818-8087	2-174
00-807-1474	2-61	00-810-6752	2-177	00-813-6054	2-135	00-818-9616	2-104
00-807-1475	2-61	00-810-7199	2-65	00-813-6055	2-135	00-819-2685	2-47
00-807-1476	2-61	00-810-7637	2-31	00-813-6056	2-135	00-819-4641	2-128
00-807-1477	2-61	00-810-8134	2-105	00-813-6058	2-135	00-819-6449	2-50
00-807-2636	2-173	00-810-8932	2-174	00-813-6947	2-90	00-819-7378	2-96
00-807-4335	2-136	00-810-9423	2-178	00-813-6950	2-61	00-820-2144	2-22

NIIN Cross Reference Index

<u>NIIN</u>	<u>Page No.</u>	<u>NIIN</u>	<u>Page No.</u>	<u>NIIN</u>	<u>Page No.</u>	<u>NIIN</u>	<u>Page No.</u>
00-820-4019	2-128	00-825-6504	2-141	00-833-7454	2-173	00-839-0762	2-23
00-820-4142	2-128	00-825-8353	2-80	00-833-8624	2-29	00-839-0901	2-78
00-820-4535	2-169	00-825-8888	2-103	00-833-9102	2-91	00-839-1758	2-47
00-820-6653	2-69	00-826-1633	2-17	00-833-9185	2-162	00-839-1759	2-47
00-820-7022	2-66	00-826-1848	2-78	00-834-0509	2-179	00-839-1846	2-128
00-820-9846	2-128	00-826-3251	2-79	00-834-1376	2-47	00-839-2017	2-60
00-821-0304	2-138	00-826-5368	2-3	00-834-3388	2-15	00-839-2325	2-75
00-821-1508	2-128	00-826-6181	2-141	00-834-3395	2-32	00-839-2326	2-75
00-821-2838	2-18	00-826-7009	2-12	00-834-6675	2-128	00-839-3437	2-22
00-821-2839	2-18	00-826-8298	2-8	00-834-6676	2-128	00-839-3749	2-143
00-821-3597	2-36	00-827-0707	2-8	00-834-6679	2-128	00-839-4513	2-24
00-821-3869	2-14	00-827-1972	2-43	00-834-8372	2-144	00-839-5820	2-75
00-821-4253	2-97	00-827-3262	2-174	00-835-1240	2-78	00-839-5822	2-75
00-821-4995	2-87	00-827-4024	2-144	00-835-2124	2-177	00-839-5866	2-103
00-821-8848	2-128	00-827-4095	2-167	00-835-2504	2-171	00-839-7090	2-23
00-821-8849	2-128	00-827-4562	2-177	00-835-3638	2-140	00-839-7795	2-129
00-822-0991	2-128	00-827-7071	2-17	00-835-4473	2-59	00-839-8253	2-66
00-822-1780	2-32	00-827-7604	2-78	00-835-4911	2-178	00-839-9448	2-157
00-822-2024	2-48	00-827-9138	2-58	00-835-7712	2-128	00-840-0907	2-79
00-822-2136	2-173	00-827-9286	2-60	00-836-0474	2-67	00-840-2127	2-66
00-822-5853	2-12	00-827-9941	2-48	00-836-2099	2-111	00-840-5872	2-57
00-822-8525	2-71	00-828-2035	2-104	00-836-2100	2-111	00-840-5895	2-22
00-823-4821	2-76	00-828-4182	2-112	00-836-2458	2-69	00-840-6030	2-95
00-823-5698	2-47	00-828-4183	2-112	00-836-3941	2-149	00-840-6884	2-35
00-823-5719	2-37	00-828-4184	2-112	00-836-6092	2-128	00-840-7162	2-91
00-823-5794	2-23	00-828-4185	2-112	00-836-9268	2-158	00-840-7165	2-91
00-823-8634	2-80	00-828-4219	2-144	00-837-3116	2-137	00-841-1390	2-77
00-823-8740	2-79	00-828-4527	2-112	00-837-3338	2-178	00-841-1977	2-179
00-823-8742	2-79	00-828-4531	2-112	00-837-3343	2-26	00-841-2282	2-115
00-823-8743	2-79	00-828-6167	2-47	00-837-4211	2-145	00-841-2331	2-94
00-823-8744	2-79	00-828-8189	2-59	00-837-4545	2-78	00-841-2942	2-23
00-823-8745	2-79	00-828-8190	2-75	00-837-8352	2-178	00-841-2948	2-23
00-823-8746	2-79	00-828-8526	2-169	00-837-9408	2-137	00-841-3998	2-35
00-823-8747	2-79	00-828-8748	2-110	00-838-0422	2-172	00-841-4442	2-79
00-823-8754	2-79	00-828-8802	2-147	00-838-1084	2-153	00-841-4443	2-79
00-823-8803	2-66	00-829-0413	2-31	00-838-1085	2-153	00-841-5181	2-15
00-823-8804	2-66	00-829-1318	2-70	00-838-1086	2-153	00-841-5220	2-188
00-823-8815	2-51	00-829-2141	2-144	00-838-1087	2-153	00-841-5222	2-188
00-823-8835	2-62	00-829-2606	2-120	00-838-1550	2-179	00-841-5700	2-58
00-824-2020	2-22	00-829-2607	2-119	00-838-1591	2-140	00-841-9014	2-167
00-824-2021	2-22	00-829-2608	2-119	00-838-1618	2-45	00-841-9959	2-128
00-824-2022	2-22	00-829-5543	2-164	00-838-1766	2-157	00-842-0241	2-23
00-824-2023	2-22	00-829-9930	2-103	00-838-1787	2-97	00-842-0669	2-176
00-824-2024	2-22	00-829-9981	2-57	00-838-2830	2-157	00-842-1490	2-59
00-824-2025	2-22	00-831-2336	2-67	00-838-4774	2-177	00-842-1879	2-97
00-824-2026	2-22	00-832-9829	2-66	00-838-5266	2-147	00-842-3044	2-75
00-824-2028	2-22	00-832-9849	2-35	00-838-5267	2-147	00-842-3111	2-157
00-824-3279	2-175	00-833-2583	2-64	00-838-6978	2-159	00-842-3203	2-120
00-824-6232	2-22	00-833-3467	2-77	00-838-7329	2-18	00-842-3410	2-30
00-825-2945	2-60	00-833-3608	2-159	00-838-8576	2-98	00-842-5505	2-127
00-825-4422	2-43	00-833-3771	2-108	00-838-8779	2-106	00-842-5920	2-144
00-825-4826	2-144	00-833-4210	2-127	00-838-9696	2-141	00-842-7492	2-22
00-825-6503	2-141	00-833-6516	2-164	00-838-9773	2-128	00-842-8342	2-128

NIIN Cross Reference Index

<u>NIIN</u>	<u>Page No.</u>	<u>NIIN</u>	<u>Page No.</u>	<u>NIIN</u>	<u>Page No.</u>	<u>NIIN</u>	<u>Page No.</u>
00-843-0003	2-144	00-846-2140	2-78	00-851-0913	2-65	00-866-0937	2-23
00-843-1156	2-104	00-846-2142	2-78	00-851-1826	2-120	00-866-1729	2-21
00-843-1523	2-171	00-846-2143	2-78	00-851-2682	2-57	00-866-3810	2-96
00-843-2841	2-36	00-846-2925	2-67	00-851-3066	2-169	00-866-8263	2-172
00-843-3137	2-105	00-846-4632	2-67	00-852-4230	2-120	00-867-9945	2-76
00-843-7986	2-78	00-846-4680	2-106	00-853-0661	2-77	00-868-0384	2-136
00-843-7987	2-78	00-846-5703	2-14	00-853-2325	2-78	00-868-4852	2-104
00-843-9474	2-47	00-846-5997	2-78	00-853-4090	2-62	00-869-1486	2-83
00-843-9498	2-79	00-846-8966	2-141	00-853-4152	2-128	00-869-1498	2-83
00-843-9719	2-128	00-846-8978	2-162	00-853-4272	2-120	00-869-4298	2-83
00-843-9726	2-127	00-846-9229	2-179	00-853-9191	2-119	00-870-0048	2-31
00-844-0341	2-79	00-846-9547	2-41	00-853-9693	2-159	00-871-8758	2-64
00-844-0342	2-79	00-846-9841	2-104	00-854-0367	2-56	00-872-7937	2-138
00-844-0751	2-111	00-847-0102	2-140	00-854-0684	2-46	00-873-2557	2-147
00-844-0752	2-106	00-847-0734	2-144	00-854-6692	2-33	00-873-5012	2-58
00-844-0753	2-106	00-847-1159	2-12	00-854-6701	2-140	00-873-5015	2-177
00-844-1692	2-106	00-847-2605	2-145	00-854-9868	2-165	00-873-5698	2-92
00-844-1693	2-106	00-847-3735	2-78	00-855-0805	2-137	00-874-7171	2-166
00-844-1694	2-106	00-847-4207	2-145	00-855-0972	2-32	00-875-8249	2-66
00-844-1695	2-106	00-847-4890	2-104	00-855-1444	2-32	00-875-9664	2-64
00-844-1696	2-106	00-847-6222	2-106	00-855-3430	2-128	00-877-5324	2-175
00-844-1697	2-106	00-848-6017	2-137	00-855-3610	2-42	00-877-5377	2-36
00-844-2907	2-107	00-848-7045	2-50		2-43	00-877-5795	2-61
00-844-3302	2-61	00-848-8952	2-105	00-855-6803	2-75	00-877-5796	2-61
00-844-3763	2-97	00-848-9128	2-128	00-855-6804	2-75	00-877-5797	2-61
00-844-3939	2-78	00-848-9282	2-15	00-855-6805	2-75	00-877-5798	2-61
00-844-3940	2-78	00-849-1984	2-71	00-856-4682	2-177	00-877-7437	2-11
00-844-3943	2-78	00-849-2283	2-179	00-857-2450	2-185	00-878-1908	2-175
00-844-3956	2-78	00-849-4001	2-92	00-857-2498	2-41	00-878-3291	2-61
00-844-3963	2-78	00-849-4642	2-23	00-857-4392	2-185	00-878-3292	2-61
00-844-4790	2-78	00-849-6720	2-120	00-857-4393	2-185	00-878-4784	2-129
00-844-4872	2-61	00-849-6726	2-120	00-857-4959	2-61	00-878-7196	2-61
00-844-5644	2-79	00-849-6735	2-120	00-857-4960	2-61	00-878-8214	2-165
00-844-6796	2-78	00-849-6895	2-57	00-857-5547	2-61	00-878-9518	2-61
00-845-1877	2-66	00-849-7253	2-179	00-857-5548	2-61	00-879-0338	2-79
00-845-2072	2-139	00-849-8352	2-119	00-857-5561	2-62	00-879-0545	2-24
00-845-2359	2-61	00-849-9347	2-48	00-857-5861	2-115	00-879-3825	2-33
00-845-3502	2-170	00-849-9850	2-187	00-857-6658	2-171	00-879-4829	2-75
00-845-4232	2-79	00-849-9851	2-75	00-857-6664	2-120	00-879-7941	2-33
00-845-4955	2-42	00-850-3225	2-85	00-857-6822	2-26	00-879-9934	2-176
00-845-5016	2-128	00-850-3233	2-85	00-857-7175	2-120	00-880-1418	2-76
00-845-5030	2-61	00-850-3241	2-85	00-859-0719	2-66	00-880-1425	2-24
00-845-7787	2-75	00-850-3247	2-85	00-860-3956	2-41	00-880-2666	2-174
00-845-9890	2-79	00-850-3266	2-85	00-860-5084	2-178	00-880-5976	2-66
00-845-9892	2-78	00-850-3267	2-85	00-860-6605	2-85	00-880-5977	2-67
00-846-0126	2-75	00-850-3282	2-85	00-861-4114	2-90	00-880-5978	2-66
00-846-0499	2-120	00-850-3501	2-131	00-862-9391	2-114	00-880-7010	2-61
00-846-0500	2-120	00-850-3502	2-131	00-864-6097	2-83	00-880-7744	2-56
00-846-0501	2-120	00-850-5754	2-79	00-864-6099	2-83	00-880-7745	2-56
00-846-0502	2-120	00-850-6876	2-59	00-865-3754	2-81	00-880-7746	2-56
00-846-0503	2-120	00-850-7490	2-128	00-865-5689	2-155	00-880-8186	2-56
00-846-0504	2-120	00-850-7491	2-128	00-865-8994	2-85	00-880-8189	2-56
00-846-1592	2-120	00-850-9799	2-160	00-866-0660	2-105	00-880-8211	2-67

NIIN Cross Reference Index

<u>NIIN</u>	<u>Page No.</u>	<u>NIIN</u>	<u>Page No.</u>	<u>NIIN</u>	<u>Page No.</u>	<u>NIIN</u>	<u>Page No.</u>
00-881-0715	2-63	00-889-3001	2-29	00-899-4116	2-75	00-901-4407	2-119
00-881-0722	2-159	00-889-3002	2-23	00-899-4118	2-75	00-901-6194	2-120
00-881-0943	2-61		2-29	00-899-4119	2-75	00-901-7196	2-119
00-881-0944	2-61	00-889-3116	2-29	00-899-6728	2-128	00-901-9660	2-97
00-881-1234	2-119	00-889-3118	2-29	00-899-7050	2-167	00-902-0401	2-120
00-881-2253	2-79	00-889-3154	2-31	00-899-7647	2-33	00-902-2124	2-22
00-881-2705	2-75	00-889-3424	2-162	00-899-9721	2-163	00-902-2125	2-22
00-881-5026	2-139	00-889-8677	2-137	00-900-0982	2-174	00-902-2136	2-26
00-881-7580	2-153	00-890-1471	2-115	00-900-1118	2-14	00-902-6676	2-61
00-881-7581	2-153	00-890-3412	2-104	00-900-1803	2-174	00-902-6898	2-73
00-881-7582	2-153	00-890-6291	2-173	00-900-3249	2-26	00-902-7355	2-96
00-881-7597	2-153	00-890-7980	2-66	00-900-3272	2-33	00-902-7831	2-21
00-881-7859	2-153	00-890-8067	2-178	00-900-3274	2-33	00-902-7846	2-61
00-881-7862	2-153	00-891-1759	2-119	00-900-3276	2-34	00-902-7890	2-22
00-881-7863	2-153	00-891-1760	2-120	00-900-5282	2-48	00-902-7950	2-108
00-881-8377	2-153	00-891-1775	2-22	00-900-7399	2-119	00-902-8678	2-86
00-881-8380	2-153	00-891-1778	2-23	00-900-9012	2-33	00-902-9369	2-61
00-882-1435	2-172	00-891-1779	2-23	00-900-9421	2-64	00-903-1524	2-57
00-882-1438	2-79	00-891-1783	2-23	00-901-0877	2-177	00-903-3535	2-50
00-882-5030	2-94	00-891-1784	2-23	00-901-1330	2-77	00-903-3537	2-50
00-882-5959	2-174	00-891-3461	2-57	00-901-2101	2-34	00-903-3538	2-50
00-882-6874	2-120	00-891-4896	2-19	00-901-2103	2-34	00-903-3541	2-50
00-882-8045	2-120	00-891-5546	2-76	00-901-2106	2-34	00-903-3949	2-81
00-882-8051	2-120	00-891-6498	2-56	00-901-2108	2-34	00-903-3992	2-57
00-882-8056	2-120	00-891-7826	2-134	00-901-2111	2-34	00-903-5046	2-40
00-882-8058	2-120	00-891-8883	2-23	00-901-2113	2-34	00-903-5944	2-80
00-883-0233	2-129	00-891-8989	2-19	00-901-2114	2-34	00-903-5966	2-56
00-883-0628	2-33	00-891-9073	2-89	00-901-2137	2-31	00-903-7123	2-169
00-883-0635	2-32	00-892-1608	2-128	00-901-2612	2-34	00-903-7720	2-23
00-883-4609	2-158	00-892-1764	2-106	00-901-2614	2-34	00-903-8282	2-61
00-883-5929	2-105	00-892-2165	2-179	00-901-2630	2-33	00-903-8778	2-84
00-883-6572	2-120	00-892-2166	2-179	00-901-2631	2-33	00-904-0743	2-67
00-883-8220	2-105	00-892-4050	2-115	00-901-3077	2-11	00-904-0873	2-93
00-883-9384	2-66	00-892-4096	2-129	00-901-3083	2-36	00-904-0902	2-22
00-884-3977	2-65	00-892-4189	2-178	00-901-3117	2-33	00-904-1662	2-77
00-889-2128	2-129	00-892-4258	2-131	00-901-3124	2-33	00-904-1663	2-77
00-889-2500	2-59	00-893-3441	2-143	00-901-3127	2-33	00-904-1673	2-77
00-889-2549	2-62	00-893-6053	2-77	00-901-3128	2-33	00-904-2344	2-62
00-889-2589	2-61	00-893-6619	2-47	00-901-3129	2-33	00-904-3748	2-13
00-889-2601	2-82	00-893-6638	2-69	00-901-3130	2-33	00-904-4129	2-128
00-889-2602	2-82	00-894-1035	2-168	00-901-3131	2-33	00-904-4136	2-84
00-889-2603	2-82	00-894-1954	2-126	00-901-3132	2-33	00-904-4786	2-77
00-889-2604	2-82	00-894-3637	2-61	00-901-3133	2-33	00-904-6346	2-102
00-889-2607	2-79	00-894-3638	2-61	00-901-3136	2-33	00-904-6861	2-77
00-889-2678	2-86	00-894-4489	2-166	00-901-3787	2-33	00-905-0698	2-40
00-889-2867	2-49	00-895-1702	2-78	00-901-3788	2-33	00-905-1691	2-57
00-889-2933	2-48	00-895-9345	2-140	00-901-3790	2-33	00-905-2448	2-178
00-889-2991	2-26	00-896-3671	2-75	00-901-3792	2-33	00-905-2700	2-14
00-889-2994	2-21	00-897-6145	2-61	00-901-3793	2-33	00-905-2712	2-14
00-889-2997	2-29	00-897-6340	2-73	00-901-3794	2-33	00-905-2891	2-22
00-889-2998	2-29	00-898-0146	2-171	00-901-3795	2-33	00-905-3081	2-61
00-889-2999	2-29	00-898-9594	2-108	00-901-3884	2-77	00-905-3653	2-120
00-889-3000	2-29	00-899-1493	2-103	00-901-3888	2-77	00-905-7292	2-58

NIIN Cross Reference Index

<u>NIIN</u>	<u>Page No.</u>	<u>NIIN</u>	<u>Page No.</u>	<u>NIIN</u>	<u>Page No.</u>	<u>NIIN</u>	<u>Page No.</u>
00-905-8451	2-61	00-917-2614	2-49	00-925-9642	2-61	00-934-0231	2-81
00-905-9544	2-104	00-917-4713	2-56	00-925-9645	2-61	00-934-0262	2-14
00-906-6261	2-166	00-917-4729	2-31	00-925-9646	2-61	00-934-0285	2-80
00-906-6279	2-165	00-917-6279	2-18	00-925-9674	2-23	00-934-9724	2-57
00-907-0033	2-14	00-917-7957	2-158	00-925-9675	2-22	00-934-9727	2-57
00-907-8277	2-151	00-917-9763	2-148		2-23	00-934-9738	2-57
00-908-6541	2-171	00-918-3116	2-73	00-925-9679	2-22	00-934-9739	2-57
00-908-6843	2-103	00-918-4798	2-84	00-925-9682	2-23	00-934-9746	2-57
00-908-9364	2-77	00-918-4886	2-84	00-925-9768	2-77	00-934-9747	2-57
00-909-9659	2-97	00-918-7054	2-77	00-925-9769	2-77	00-934-9748	2-57
00-910-5288	2-169	00-918-8519	2-99	00-925-9787	2-151	00-934-9751	2-57
00-910-6629	2-120	00-919-8173	2-141	00-926-1394	2-91	00-934-9757	2-57
00-911-2443	2-146	00-919-8177	2-163	00-926-1835	2-61	00-934-9758	2-57
00-912-2067	2-150	00-920-0850	2-23	00-926-1852	2-61	00-934-9759	2-57
00-912-2913	2-176	00-921-0862	2-79	00-926-1923	2-115	00-934-9760	2-57
00-912-3487	2-17	00-921-0918	2-22	00-926-4075	2-120	00-934-9761	2-57
00-912-4819	2-24	00-921-0919	2-22	00-926-5430	2-7	00-934-9762	2-57
00-912-4833	2-24	00-921-3845	2-161	00-926-5679	2-31	00-934-9764	2-57
00-912-4837	2-24	00-921-3848	2-96	00-926-5680	2-43	00-934-9765	2-57
00-912-4838	2-24	00-921-5424	2-66	00-926-5871	2-69	00-934-9766	2-57
00-912-4839	2-24	00-921-8634	2-70	00-926-5877	2-69	00-934-9794	2-119
00-912-5113	2-14	00-922-1793	2-67	00-926-5879	2-69	00-935-3025	2-22
00-912-5230	2-46	00-922-1794	2-70	00-926-5899	2-86	00-935-3062	2-41
00-912-7307	2-23	00-922-3497	2-133	00-926-9331	2-120	00-935-3886	2-136
00-912-7308	2-23	00-922-3517	2-84	00-927-2972	2-169	00-935-5603	2-178
00-912-9189	2-46	00-922-6286	2-24	00-928-2418	2-68	00-935-7698	2-155
00-912-9190	2-103	00-922-7994	2-14	00-928-2690	2-69	00-935-7869	2-154
00-913-1265	2-171	00-922-8777	2-24	00-928-9325	2-157	00-935-9260	2-120
00-913-2420	2-62	00-922-8778	2-24	00-928-9510	2-57	00-935-9268	2-127
00-913-6128	2-50	00-923-0880	2-133	00-929-4041	2-13	00-936-0022	2-46
00-913-6886	2-20	00-923-1326	2-174	00-929-5118	2-189	00-936-3007	2-23
00-913-8708	2-42	00-923-5415	2-76	00-929-6395	2-69	00-936-5989	2-166
00-913-8869	2-31	00-923-9512	2-91	00-929-6558	2-11	00-936-5995	2-37
00-913-8881	2-56	00-924-5850	2-177	00-929-6847	2-79	00-937-0453	2-69
00-913-9758	2-78	00-924-5897	2-56	00-930-3041	2-119	00-937-0454	2-69
00-914-0429	2-178	00-924-7757	2-120	00-930-6886	2-79	00-937-1348	2-138
00-914-0876	2-103	00-924-7760	2-120	00-930-7013	2-66	00-937-5448	2-85
00-914-1118	2-116	00-924-8210	2-57	00-930-7569	2-67	00-938-1732	2-178
00-914-3817	2-32	00-924-8233	2-93	00-932-0892	2-179	00-938-2013	2-57
00-914-3818	2-32	00-924-9507	2-31	00-932-1921	2-22	00-938-6624	2-48
00-914-4093	2-104	00-924-9508	2-23	00-932-3280	2-14	00-938-6713	2-84
00-914-4171	2-32	00-925-4774	2-24	00-932-5694	2-22	00-938-8386	2-66
00-914-5748	2-137	00-925-4777	2-24	00-932-5717	2-84	00-938-8387	2-66
00-914-6130	2-15	00-925-4780	2-24	00-932-9927	2-79	00-938-9074	2-77
00-914-8824	2-19	00-925-4836	2-23	00-933-0753	2-164	00-938-9841	2-172
00-914-9000	2-23	00-925-7635	2-14	00-933-0955	2-177	00-939-0661	2-32
00-914-9315	2-136	00-925-7856	2-23	00-933-8118	2-69	00-939-0779	2-94
00-915-1212	2-60	00-925-7857	2-23	00-933-8119	2-69	00-939-0783	2-61
00-915-3630	2-119	00-925-7858	2-23	00-933-8120	2-69	00-939-0800	2-12
00-915-4659	2-41	00-925-7862	2-23	00-933-8121	2-69	00-939-0849	2-61
00-915-4891	2-56	00-925-7863	2-23	00-933-8778	2-69	00-939-0850	2-61
00-915-8087	2-15	00-925-7864	2-23	00-934-0000	2-38	00-939-1192	2-147
00-916-9214	2-67	00-925-8249	2-157	00-934-0012	2-60	00-939-7063	2-13

NIIN Cross Reference Index

<u>NIIN</u>	<u>Page No.</u>	<u>NIIN</u>	<u>Page No.</u>	<u>NIIN</u>	<u>Page No.</u>	<u>NIIN</u>	<u>Page No.</u>
00-939-8789	2-138	00-943-5918	2-24	00-948-9708	2-70	00-954-8998	2-28
00-939-9095	2-119	00-943-6646	2-47	00-948-9811	2-31	00-954-9000	2-28
00-939-9097	2-120	00-943-8149	2-175	00-949-3769	2-48	00-954-9525	2-28
00-939-9132	2-24	00-943-8154	2-167	00-949-6143	2-58	00-954-9527	2-28
00-939-9146	2-24	00-943-9897	2-61	00-950-0039	2-61	00-954-9529	2-28
00-939-9148	2-24	00-944-5929	2-23	00-950-1303	2-129	00-954-9537	2-28
00-939-9151	2-24	00-944-5940	2-109	00-950-1310	2-66	00-954-9539	2-28
00-939-9179	2-24	00-944-7490	2-80	00-950-1403	2-66	00-954-9548	2-28
00-939-9188	2-24	00-944-8271	2-22	00-950-8468	2-60	00-955-0877	2-79
00-939-9189	2-24	00-944-9577	2-130	00-950-9766	2-155	00-955-6655	2-66
00-939-9191	2-24	00-945-0505	2-24	00-951-2234	2-74	00-955-8237	2-48
00-939-9204	2-13	00-945-0506	2-24	00-951-2395	2-80	00-956-4549	2-61
00-939-9206	2-13	00-945-0528	2-67	00-951-2620	2-14	00-956-5633	2-76
00-939-9208	2-24	00-945-0539	2-23	00-951-4679	2-66	00-956-5741	2-90
00-939-9209	2-24	00-945-0546	2-77	00-951-5617	2-33	00-956-7355	2-84
00-939-9221	2-24	00-945-0548	2-77	00-951-5699	2-50	00-956-8465	2-104
00-939-9222	2-24	00-945-0549	2-77	00-951-6908	2-77	00-957-0756	2-80
00-939-9230	2-24	00-945-2577	2-94	00-951-7209	2-66	00-957-0834	2-148
00-939-9232	2-24	00-945-4414	2-178	00-952-0309	2-67	00-957-1120	2-129
00-939-9257	2-20	00-945-4415	2-107	00-952-0438	2-77	00-957-2383	2-26
00-939-9258	2-24	00-945-4419	2-147	00-952-0760	2-29	00-957-2394	2-16
00-939-9738	2-42	00-945-4429	2-66	00-952-1432	2-15	00-957-2399	2-80
00-940-8068	2-14	00-945-4534	2-160	00-952-5350	2-178	00-957-2639	2-26
00-940-8667	2-78	00-945-4694	2-84	00-952-6628	2-103	00-957-5897	2-15
00-940-9028	2-47	00-945-4746	2-84	00-952-6629	2-103	00-957-6265	2-25
00-940-9487	2-24	00-945-6427	2-96	00-952-6630	2-103	00-957-6269	2-25
00-940-9488	2-24	00-946-2830	2-68	00-952-6860	2-103	00-957-6272	2-25
00-940-9489	2-24	00-946-4683	2-167	00-952-6861	2-103	00-957-6637	2-95
00-940-9491	2-24	00-946-7877	2-23	00-952-6862	2-103	00-957-7056	2-80
00-941-0121	2-46	00-946-8273	2-32	00-952-9810	2-80	00-957-7086	2-26
00-941-3551	2-24	00-947-0159	2-174	00-953-0262	2-39	00-957-7446	2-17
00-941-5767	2-119	00-947-1380	2-61	00-954-0942	2-29	00-957-7810	2-26
00-941-6019	2-61	00-947-2154	2-141	00-954-3487	2-25	00-957-7811	2-26
00-941-6403	2-24	00-947-2169	2-24	00-954-3938	2-29	00-957-7813	2-26
00-941-7908	2-84	00-947-2309	2-14	00-954-4295	2-25	00-957-7814	2-26
00-941-9437	2-24	00-947-4228	2-41	00-954-5207	2-33	00-957-7815	2-26
00-941-9444	2-119	00-947-4306	2-47	00-954-5629	2-24	00-957-7817	2-26
00-942-1636	2-145	00-947-4353	2-14	00-954-5636	2-24	00-957-7818	2-26
00-942-2167	2-24	00-947-4354	2-14	00-954-5637	2-25	00-957-7820	2-26
00-942-2168	2-24	00-947-4362	2-14	00-954-5641	2-28	00-957-7853	2-43
00-942-2195	2-26	00-947-4440	2-89	00-954-5643	2-28	00-957-9385	2-80
00-942-2196	2-15	00-947-4605	2-80	00-954-8153	2-28	00-957-9395	2-80
	2-15	00-947-7023	2-47	00-954-8154	2-28	00-958-0245	2-115
00-942-2571	2-177	00-947-7052	2-12	00-954-8155	2-28	00-958-0585	2-29
00-942-5120	2-119	00-948-0091	2-136	00-954-8795	2-96	00-958-0586	2-29
00-942-5139	2-64	00-948-0092	2-178	00-954-8942	2-15	00-958-0610	2-29
00-942-5223	2-98	00-948-0667	2-12	00-954-8981	2-28	00-958-0671	2-29
00-942-5371	2-175	00-948-0803	2-14	00-954-8985	2-28	00-958-0672	2-29
00-942-8431	2-24	00-948-3996	2-79	00-954-8987	2-28	00-958-1002	2-24
00-943-0898	2-23	00-948-4038	2-24	00-954-8991	2-28	00-958-1073	2-175
00-943-2054	2-77	00-948-4151	2-23	00-954-8994	2-28	00-958-1075	2-175
00-943-5308	2-58	00-948-4152	2-23	00-954-8996	2-28	00-958-3409	2-21
00-943-5493	2-96	00-948-5034	2-167	00-954-8997	2-28	00-958-4351	2-29

NIIN Cross Reference Index

<u>NIIN</u>	<u>Page No.</u>	<u>NIIN</u>	<u>Page No.</u>	<u>NIIN</u>	<u>Page No.</u>	<u>NIIN</u>	<u>Page No.</u>
00-958-5245	2-26	00-959-4158	2-26	00-968-1864	2-119	00-978-9380	2-16
00-958-5246	2-26	00-959-4718	2-101	00-969-2851	2-79	00-978-9381	2-16
00-958-5247	2-26	00-959-7205	2-83	00-969-3142	2-13	00-978-9382	2-16
00-958-5248	2-26	00-959-7214	2-83	00-969-4502	2-97	00-978-9385	2-16
00-958-5260	2-26	00-960-2410	2-91	00-969-5466	2-31	00-978-9391	2-16
00-958-5453	2-25	00-961-8390	2-64	00-969-6487	2-24	00-978-9392	2-16
00-958-5460	2-25	00-961-8391	2-64	00-969-6502	2-139	00-978-9393	2-16
00-958-5471	2-25	00-961-8392	2-64	00-969-6503	2-16	00-978-9394	2-16
00-958-5473	2-25	00-961-8393	2-64	00-969-9225	2-49	00-978-9395	2-16
00-958-5477	2-25	00-961-8394	2-64	00-970-0059	2-106	00-978-9396	2-16
00-958-5481	2-25	00-961-8395	2-64	00-970-4847	2-81	00-978-9397	2-16
00-958-6194	2-85	00-961-8396	2-64	00-971-7659	2-43	00-979-1594	2-108
00-958-6230	2-25	00-961-9801	2-133	00-971-8827	2-8	00-979-3518	2-135
00-958-6373	2-26	00-962-2728	2-167	00-972-5779	2-66	00-980-1542	2-49
00-958-6381	2-29	00-962-4693	2-85	00-972-8377	2-92	00-980-3094	2-77
00-958-6485	2-102	00-963-6886	2-134	00-972-8378	2-92	00-980-3507	2-178
00-958-6517	2-15	00-964-0503	2-14	00-972-8816	2-168	00-980-3825	2-177
00-958-7483	2-16	00-964-0508	2-14	00-972-9894	2-166	00-980-5094	2-103
00-958-7667	2-15	00-964-0557	2-14	00-973-0929	2-19	00-980-5642	2-90
00-958-8383	2-85	00-964-0589	2-14	00-973-3697	2-59	00-981-3512	2-15
00-958-8527	2-110	00-964-0872	2-30	00-973-8786	2-69	00-981-3733	2-119
00-958-8611	2-48	00-964-1206	2-77	00-974-6623	2-69	00-981-3736	2-119
00-958-9318	2-48	00-964-2555	2-139	00-974-6632	2-167	00-981-3884	2-65
00-958-9398	2-70	00-964-2557	2-139	00-975-1574	2-58	00-982-2559	2-172
00-958-9986	2-160	00-964-2844	2-21	00-975-1618	2-60	00-982-2618	2-23
00-959-0145	2-83	00-964-2845	2-21	00-975-1959	2-76	00-982-2638	2-76
00-959-0148	2-83	00-964-3125	2-47	00-975-2037	2-119	00-982-4906	2-62
00-959-0150	2-83	00-964-3664	2-139	00-975-2075	2-57	00-982-4908	2-62
00-959-0158	2-83	00-964-6195	2-25	00-975-2126	2-138	00-982-4912	2-62
00-959-0172	2-83	00-964-6196	2-25	00-975-7207	2-104	00-982-4971	2-62
00-959-0296	2-104	00-964-6781	2-60	00-975-7630	2-40	00-982-4973	2-61
00-959-0297	2-110	00-965-0659	2-112	00-976-5268	2-97	00-982-4975	2-62
00-959-0334	2-83	00-965-0719	2-119	00-978-9342	2-16	00-982-4999	2-61
00-959-0336	2-83	00-965-0749	2-119	00-978-9344	2-16	00-982-5000	2-62
00-959-0338	2-83	00-965-0750	2-119	00-978-9345	2-21	00-982-5003	2-62
00-959-0345	2-83	00-965-1158	2-171	00-978-9346	2-16	00-982-5009	2-62
00-959-0350	2-83	00-965-1800	2-56	00-978-9347	2-16	00-982-6562	2-66
00-959-0379	2-15	00-965-1806	2-66	00-978-9349	2-16	00-982-6809	2-61
00-959-0382	2-15	00-965-1823	2-75	00-978-9350	2-16	00-982-6810	2-61
00-959-0461	2-83	00-965-4891	2-160	00-978-9352	2-16	00-982-6813	2-61
00-959-0463	2-83	00-965-5879	2-26	00-978-9354	2-16	00-982-6814	2-61
00-959-0982	2-120	00-965-5882	2-26	00-978-9355	2-16	00-982-6827	2-59
00-959-1082	2-21	00-965-6702	2-76	00-978-9358	2-16	00-982-9529	2-67
00-959-1488	2-61	00-965-9504	2-85	00-978-9365	2-16	00-983-5334	2-16
00-959-1536	2-34	00-966-0502	2-104	00-978-9369	2-16	00-983-5335	2-16
00-959-1909	2-15	00-966-2427	2-41	00-978-9370	2-16	00-983-5336	2-16
00-959-2242	2-17	00-966-9587	2-148	00-978-9371	2-16	00-983-5338	2-16
00-959-2345	2-25	00-967-3449	2-73	00-978-9372	2-16	00-983-6621	2-16
00-959-2690	2-25		2-74	00-978-9373	2-16	00-983-6622	2-16
00-959-2723	2-26	00-967-4748	2-55	00-978-9374	2-16	00-983-6623	2-16
00-959-2724	2-26	00-967-5089	2-156	00-978-9376	2-16	00-983-6625	2-16
00-959-3161	2-158	00-967-5092	2-156	00-978-9378	2-16	00-983-6647	2-15
00-959-4157	2-26	00-967-5093	2-156	00-978-9379	2-16	00-983-6650	2-16

NIIN Cross Reference Index

<u>NIIN</u>	<u>Page No.</u>	<u>NIIN</u>	<u>Page No.</u>	<u>NIIN</u>	<u>Page No.</u>	<u>NIIN</u>	<u>Page No.</u>
00-983-6651	2-16	00-984-5678	2-29	00-988-1730	2-29	00-990-4129	2-119
00-983-6652	2-16	00-984-5686	2-29	00-988-3210	2-139	00-990-4149	2-120
00-983-6653	2-16	00-984-5691	2-29	00-988-5308	2-15	00-990-5330	2-95
00-983-6654	2-16	00-984-5693	2-29	00-988-7601	2-15	00-990-6381	2-15
00-983-6655	2-16	00-984-6189	2-29	00-988-7602	2-15	00-990-6431	2-17
00-983-6656	2-16	00-984-6191	2-29	00-988-7603	2-15	00-990-6444	2-29
00-983-6658	2-16	00-984-6192	2-29	00-988-7604	2-15	00-990-6916	2-48
00-983-6659	2-16	00-984-6193	2-29	00-988-7607	2-15	00-990-6917	2-48
00-983-6660	2-16	00-984-6194	2-29	00-988-7608	2-15	00-990-7157	2-144
00-983-6661	2-16	00-984-6195	2-29	00-988-7609	2-15	00-990-7158	2-144
00-983-6662	2-16	00-984-6196	2-29	00-988-7610	2-15	00-990-7749	2-119
00-983-6663	2-16	00-984-6197	2-29	00-988-7612	2-15	00-990-7830	2-48
00-983-6670	2-16	00-984-6198	2-29	00-988-7613	2-15	00-991-6416	2-49
00-983-6671	2-16	00-984-6199	2-29	00-988-7614	2-15	00-991-7193	2-68
00-983-6730	2-29	00-984-6200	2-29	00-988-7615	2-15	00-992-0700	2-81
00-983-7424	2-16	00-984-6201	2-29	00-988-7616	2-15	00-993-0190	2-29
00-983-7429	2-16	00-984-6203	2-29	00-988-7834	2-15	00-993-0191	2-29
00-983-7438	2-16	00-984-6205	2-29	00-988-7835	2-15	00-993-1063	2-17
00-983-7448	2-16	00-984-6207	2-29	00-988-7836	2-15	00-993-1848	2-29
00-983-7449	2-16	00-984-6208	2-29	00-988-7838	2-15	00-993-1849	2-29
00-983-7456	2-16	00-984-6210	2-29	00-988-7840	2-15	00-993-1851	2-29
00-983-7460	2-16	00-984-6211	2-29	00-988-7841	2-15	00-993-2461	2-29
00-983-7461	2-41	00-984-6212	2-29	00-988-7844	2-15	00-993-2463	2-29
00-983-7462	2-16	00-984-6213	2-29	00-988-7845	2-15	00-993-2714	2-50
00-983-7463	2-16	00-984-6214	2-29	00-988-7848	2-15	00-993-2738	2-29
00-983-7467	2-16	00-984-6216	2-29	00-988-7982	2-173	00-993-4125	2-78
00-983-7477	2-16	00-984-6218	2-29	00-988-9150	2-84	00-993-5826	2-23
00-983-7478	2-41	00-984-6221	2-29	00-989-0640	2-65	00-993-6257	2-50
00-983-7479	2-16	00-984-6222	2-29	00-989-0682	2-29	00-993-7363	2-84
00-983-8074	2-16	00-984-6223	2-29	00-989-0908	2-57	00-993-8035	2-41
00-983-8075	2-16	00-984-6224	2-29	00-989-2343	2-74	00-993-9189	2-26
00-983-8081	2-16	00-984-6225	2-29	00-989-2776	2-79	00-994-1630	2-171
00-983-8083	2-16	00-984-6829	2-78	00-989-2787	2-80	00-994-3435	2-160
00-983-8084	2-16	00-984-7042	2-69	00-989-3119	2-15	00-994-9648	2-80
00-983-9653	2-15	00-984-7342	2-21	00-989-3295	2-106	00-995-0569	2-73
00-984-0234	2-16	00-984-7343	2-25	00-989-4269	2-159	00-995-2124	2-23
00-984-0388	2-71	00-985-0650	2-31	00-989-4864	2-29	00-995-2125	2-23
00-984-2494	2-66	00-985-6610	2-10	00-989-5002	2-21	00-995-3440	2-29
00-984-2774	2-77	00-985-6735	2-137	00-989-5945	2-57	00-995-3441	2-29
00-984-3806	2-61	00-985-6736	2-137	00-989-5953	2-57	00-995-3442	2-29
00-984-4976	2-29	00-985-6888	2-158	00-989-5956	2-57	00-995-3444	2-23
00-984-4977	2-29	00-986-2929	2-144	00-989-6002	2-120		2-29
00-984-4978	2-29	00-986-6904	2-85	00-989-6265	2-29	00-995-5381	2-119
00-984-4979	2-29	00-986-7304	2-164	00-989-6913	2-115	00-995-5382	2-119
00-984-4982	2-29	00-987-1076	2-84	00-989-6914	2-115	00-995-6311	2-29
00-984-4983	2-29	00-988-0388	2-139	00-989-7434	2-29	00-995-6357	2-161
00-984-4984	2-29	00-988-1167	2-29	00-989-7435	2-29	00-995-6630	2-93
00-984-4988	2-29	00-988-1170	2-29	00-990-0668	2-15	00-995-6924	2-66
00-984-4989	2-29	00-988-1171	2-29	00-990-1338	2-80	00-995-8345	2-95
00-984-4992	2-29	00-988-1723	2-29	00-990-1701	2-179	00-995-9678	2-66
00-984-4993	2-29	00-988-1724	2-29	00-990-3173	2-158	00-996-7712	2-115
00-984-5674	2-29	00-988-1727	2-29	00-990-3186	2-171	00-997-1888	2-57
00-984-5676	2-29	00-988-1728	2-29	00-990-3327	2-4	00-997-1972	2-80

NIIN Cross Reference Index

<u>NIIN</u>	<u>Page No.</u>	<u>NIIN</u>	<u>Page No.</u>	<u>NIIN</u>	<u>Page No.</u>	<u>NIIN</u>	<u>Page No.</u>
00-997-2533	2-44	01-005-0533	2-123	01-005-4054	2-123	01-006-2117	2-123
00-997-4400	2-111	01-005-0537	2-123	01-005-4055	2-123	01-006-2119	2-123
00-997-4727	2-84	01-005-0538	2-123	01-005-4056	2-123	01-006-2120	2-124
00-997-7045	2-23	01-005-0539	2-123	01-005-4057	2-122	01-006-2121	2-123
00-997-7230	2-119	01-005-0541	2-123	01-005-4058	2-122	01-006-2122	2-123
00-998-2936	2-19	01-005-0542	2-123	01-005-4059	2-123	01-006-2123	2-123
00-998-3140	2-128	01-005-0543	2-123	01-005-4060	2-123	01-006-2129	2-124
00-998-8118	2-80	01-005-0544	2-123	01-005-4061	2-123	01-006-2130	2-124
00-998-8382	2-60	01-005-0786	2-179	01-005-4062	2-123	01-006-2736	2-18
00-999-2188	2-85	01-005-2305	2-123	01-005-4064	2-126	01-006-3918	2-66
00-999-9407	2-83	01-005-2307	2-123	01-005-4408	2-123	01-006-3930	2-121
01-003-0191	2-46	01-005-2308	2-123	01-005-4409	2-122	01-006-3932	2-123
01-003-5984	2-109	01-005-2309	2-123	01-006-0302	2-122	01-006-5479	2-120
01-003-7690	2-131	01-005-2310	2-123	01-006-0303	2-122	01-006-8963	2-29
01-004-4137	2-84	01-005-2311	2-123	01-006-0304	2-122	01-006-9034	2-122
01-004-4872	2-104	01-005-2312	2-123	01-006-0305	2-122	01-006-9035	2-123
01-004-4906	2-106	01-005-2313	2-123	01-006-0306	2-122	01-006-9048	2-126
01-004-4983	2-26	01-005-2314	2-123	01-006-0307	2-122	01-006-9197	2-78
01-004-5031	2-134	01-005-2315	2-123	01-006-0308	2-122	01-006-9567	2-175
01-004-5180	2-147	01-005-3118	2-140	01-006-0309	2-123	01-007-1517	2-36
01-004-6639	2-118	01-005-3200	2-122	01-006-0310	2-123	01-007-1599	2-121
01-004-6882	2-42	01-005-3201	2-122	01-006-0311	2-123	01-007-1608	2-126
01-004-6946	2-61	01-005-3202	2-122	01-006-0312	2-123	01-007-4887	2-121
01-004-9551	2-123	01-005-3204	2-123	01-006-0313	2-123	01-007-4888	2-122
01-004-9552	2-122	01-005-3205	2-123	01-006-0315	2-123	01-007-4891	2-123
01-004-9558	2-110	01-005-3206	2-123	01-006-0316	2-123	01-007-4892	2-123
01-005-0502	2-121	01-005-3207	2-123	01-006-0317	2-123	01-007-4893	2-123
01-005-0505	2-121	01-005-3208	2-123	01-006-0318	2-123	01-007-4894	2-123
01-005-0506	2-121	01-005-3209	2-123	01-006-0319	2-123	01-007-4895	2-123
01-005-0507	2-121	01-005-3211	2-123	01-006-0320	2-123	01-007-4898	2-126
01-005-0508	2-121	01-005-3212	2-122	01-006-0321	2-123	01-007-4899	2-126
01-005-0509	2-121	01-005-3213	2-122	01-006-0322	2-123	01-007-4985	2-179
01-005-0511	2-122	01-005-3214	2-123	01-006-0323	2-123	01-007-5144	2-122
01-005-0512	2-122	01-005-3215	2-123	01-006-0324	2-123	01-007-8299	2-79
01-005-0513	2-122	01-005-3216	2-123	01-006-0325	2-123	01-007-8798	2-125
01-005-0515	2-122	01-005-3701	2-122	01-006-0326	2-123	01-008-2537	2-81
01-005-0516	2-122	01-005-3702	2-122	01-006-0327	2-123	01-008-2900	2-110
01-005-0517	2-122	01-005-3703	2-122	01-006-0328	2-123	01-008-2901	2-110
01-005-0518	2-122	01-005-3704	2-122	01-006-0329	2-123	01-008-2981	2-77
01-005-0519	2-122	01-005-3705	2-122	01-006-0330	2-123	01-008-6808	2-123
01-005-0520	2-122	01-005-3706	2-122	01-006-2086	2-68	01-008-6847	2-103
01-005-0521	2-122	01-005-4042	2-122	01-006-2103	2-122	01-008-6848	2-104
01-005-0522	2-122	01-005-4043	2-122	01-006-2104	2-123	01-008-6866	2-111
01-005-0523	2-122	01-005-4044	2-122	01-006-2105	2-123	01-008-9345	2-60
01-005-0524	2-122	01-005-4045	2-122	01-006-2106	2-123	01-009-0041	2-188
01-005-0525	2-122	01-005-4046	2-122	01-006-2107	2-123	01-009-6732	2-123
01-005-0526	2-123	01-005-4047	2-123	01-006-2108	2-123	01-009-6735	2-121
01-005-0527	2-123	01-005-4048	2-123	01-006-2109	2-123	01-009-6741	2-105
01-005-0528	2-123	01-005-4049	2-123	01-006-2111	2-123	01-009-6742	2-105
01-005-0529	2-123	01-005-4050	2-123	01-006-2112	2-123	01-009-7105	2-45
01-005-0530	2-123	01-005-4051	2-123	01-006-2113	2-123	01-009-7216	2-123
01-005-0531	2-123	01-005-4052	2-123	01-006-2114	2-123	01-009-7221	2-105
01-005-0532	2-123	01-005-4053	2-123	01-006-2116	2-123	01-009-7223	2-105

NIIN Cross Reference Index

<u>NIIN</u>	<u>Page No.</u>	<u>NIIN</u>	<u>Page No.</u>	<u>NIIN</u>	<u>Page No.</u>	<u>NIIN</u>	<u>Page No.</u>
01-009-7224	2-105	01-017-1534	2-105	01-023-8161	2-115	01-033-8176	2-84
01-009-7225	2-105	01-017-1535	2-105	01-023-9140	2-105	01-033-8177	2-84
01-010-2224	2-158	01-017-2504	2-103	01-023-9467	2-169	01-033-8178	2-84
01-010-2362	2-15	01-017-3650	2-48	01-024-2512	2-125	01-033-8179	2-84
01-010-2419	2-126	01-017-3927	2-104	01-024-8141	2-107	01-033-8180	2-84
01-010-2420	2-126	01-017-4148	2-66	01-025-1819	2-53	01-033-8181	2-84
01-010-2640	2-99	01-017-4185	2-83	01-025-2658	2-178	01-033-8637	2-84
01-010-2643	2-99	01-017-6535	2-124	01-025-4391	2-63	01-033-8638	2-84
01-010-3369	2-121	01-017-7014	2-167	01-025-4408	2-104	01-033-8639	2-84
01-010-3370	2-121	01-017-8143	2-67	01-025-4463	2-53	01-033-8641	2-84
01-010-3371	2-121	01-017-8570	2-172	01-025-4479	2-91	01-033-8642	2-84
01-010-4522	2-1	01-017-8571	2-172	01-025-4510	2-75	01-033-9093	2-103
01-010-9776	2-73	01-017-8573	2-172	01-025-6082	2-172	01-033-9125	2-84
01-011-1448	2-81	01-018-0749	2-159	01-026-0579	2-134	01-033-9126	2-84
01-011-3094	2-70	01-018-2287	2-68	01-026-0637	2-115	01-033-9127	2-84
01-011-4057	2-124	01-018-3125	2-80	01-026-1270	2-176	01-033-9128	2-84
01-011-5008	2-92	01-018-5600	2-39	01-026-1706	2-122	01-033-9663	2-84
01-011-5048	2-118	01-018-5663	2-125	01-026-3184	2-53	01-034-0564	2-36
01-011-5049	2-118	01-018-6498	2-125	01-026-3185	2-53	01-034-1883	2-84
01-011-5050	2-118	01-018-7175	2-92	01-026-3244	2-173	01-034-1884	2-84
01-011-6587	2-92	01-018-7176	2-92	01-026-5236	2-171	01-034-1885	2-84
01-013-3718	2-121	01-018-9064	2-171	01-026-8975	2-105	01-034-1886	2-84
01-013-3904	2-137	01-019-2452	2-122	01-027-0930	2-92	01-034-2843	2-84
01-013-4060	2-91	01-019-2616	2-127	01-027-4703	2-124	01-034-2869	2-90
01-013-4160	2-141	01-019-2658	2-139	01-027-4759	2-79	01-034-3993	2-19
01-013-5800	2-67	01-019-9306	2-79	01-027-6495	2-159	01-034-6673	2-84
01-013-7424	2-139	01-020-5369	2-170	01-028-1519	2-31	01-034-6798	2-149
01-013-9040	2-153	01-020-5589	2-146	01-028-2447	2-49	01-034-7814	2-78
01-013-9041	2-153	01-020-6298	2-172	01-028-6511	2-124	01-035-6183	2-84
01-013-9732	2-90	01-020-9510	2-127	01-028-7721	2-148	01-035-6624	2-177
01-013-9733	2-90	01-020-9511	2-127	01-028-8289	2-124	01-036-2824	2-84
01-014-1256	2-53	01-020-9514	2-128	01-029-0816	2-89	01-037-0486	2-9
01-014-1330	2-93	01-020-9516	2-128	01-029-6576	2-75	01-037-1249	2-84
01-014-4276	2-69	01-020-9517	2-128	01-029-8185	2-126	01-037-4236	2-110
01-014-4280	2-66	01-020-9518	2-127	01-030-6854	2-144	01-037-5244	2-79
01-014-4409	2-92	01-020-9519	2-128	01-030-8486	2-89	01-037-9351	2-101
01-014-4414	2-92	01-020-9521	2-128	01-030-9108	2-59	01-038-2503	2-103
01-014-6318	2-131	01-021-0026	2-77	01-030-9217	2-55	01-039-0334	2-137
01-014-7503	2-84	01-021-0191	2-187	01-031-0677	2-148	01-039-7435	2-81
01-015-2600	2-172	01-021-0193	2-187	01-031-1135	2-131	01-040-4793	2-104
01-015-2601	2-172	01-021-1864	2-48	01-031-8197	2-159	01-040-4810	2-84
01-015-3280	2-67	01-021-6285	2-122	01-031-8611	2-128	01-040-4811	2-84
01-015-5831	2-52	01-021-6724	2-104	01-032-0886	2-131	01-040-8666	2-115
01-015-6646	2-18	01-021-6895	2-103	01-032-1641	2-31	01-041-2868	2-61
01-015-6896	2-84	01-021-9180	2-58	01-032-2312	2-14	01-041-3399	2-128
01-015-6956	2-98	01-022-3301	2-138	01-032-3895	2-141	01-041-4367	2-170
01-015-9807	2-149	01-022-5632	2-105	01-032-3896	2-141	01-041-4651	2-66
01-016-4871	2-65	01-023-2224	2-154	01-032-6028	2-178	01-041-4652	2-66
01-016-8180	2-137	01-023-2225	2-154	01-032-6083	2-141	01-041-4777	2-113
01-016-8473	2-149	01-023-3843	2-90	01-032-6181	2-73	01-041-6357	2-113
01-016-9973	2-154	01-023-4192	2-188	01-032-6794	2-92	01-041-9514	2-137
01-017-1436	2-168	01-023-4193	2-188	01-032-9365	2-91	01-041-9692	2-113
01-017-1495	2-154	01-023-7624	2-67	01-033-2157	2-178	01-041-9697	2-113

NIIN Cross Reference Index

<u>NIIN</u>	<u>Page No.</u>	<u>NIIN</u>	<u>Page No.</u>	<u>NIIN</u>	<u>Page No.</u>	<u>NIIN</u>	<u>Page No.</u>
01-041-9716	2-112	01-047-9335	2-81	01-057-9352	2-63	01-068-7379	2-104
01-042-0962	2-187	01-047-9525	2-90	01-057-9353	2-64	01-068-7503	2-98
01-042-0963	2-187	01-047-9944	2-81	01-058-4008	2-124	01-069-2778	2-98
01-042-0964	2-187	01-048-0127	2-98	01-058-4009	2-124	01-070-0928	2-62
01-042-0965	2-187	01-048-0795	2-139	01-058-4590	2-103	01-071-1297	2-30
01-042-0966	2-187	01-048-6122	2-114	01-058-4659	2-64	01-071-1299	2-30
01-042-0967	2-187	01-048-6123	2-114	01-058-4661	2-66	01-071-1306	2-30
01-042-0968	2-187	01-048-6162	2-114	01-058-5324	2-103	01-071-8176	2-103
01-042-0969	2-187	01-048-9669	2-96	01-058-5367	2-47	01-071-9006	2-174
01-042-0970	2-187	01-049-0159	2-77	01-058-5372	2-47	01-072-8343	2-79
01-042-0971	2-187	01-049-3960	2-104	01-058-5413	2-120	01-072-9846	2-150
01-042-0972	2-187	01-049-6595	2-124	01-058-7049	2-47	01-073-2809	2-144
01-042-0976	2-187	01-050-1525	2-71	01-058-8403	2-47	01-073-7408	2-160
01-042-1270	2-112	01-050-1537	2-124	01-059-0262	2-63	01-073-8614	2-70
01-042-2872	2-112	01-050-1538	2-125	01-059-1931	2-32	01-073-9174	2-47
01-042-2894	2-85	01-050-1539	2-125	01-060-7101	2-30	01-074-2075	2-48
01-042-2999	2-99	01-050-3844	2-110	01-061-2296	2-139	01-074-2151	2-52
01-042-4410	2-22	01-050-5043	2-160	01-061-2939	2-163	01-074-7875	2-187
01-042-8879	2-104	01-050-6289	2-73	01-061-7482	2-162	01-075-4629	2-159
01-043-1419	2-125	01-052-0043	2-134	01-062-3628	2-136	01-076-2995	2-110
01-043-1904	2-124	01-052-1049	2-79	01-062-4465	2-121	01-076-3206	2-106
01-043-3468	2-129	01-052-2340	2-104	01-062-6452	2-36	01-076-3509	2-178
01-043-7077	2-137	01-053-1009	2-119	01-063-1192	2-137	01-076-9499	2-90
01-043-7078	2-137	01-053-1903	2-18	01-063-1758	2-64	01-077-0221	2-108
01-043-7885	2-90	01-053-2919	2-114	01-063-1759	2-60	01-077-0685	2-81
01-044-0690	2-102	01-053-7004	2-63	01-063-2033	2-177	01-077-0687	2-81
01-044-2385	2-51	01-053-7128	2-143	01-063-5071	2-62	01-077-3910	2-134
01-044-2864	2-103	01-053-7130	2-143	01-063-6417	2-33	01-077-4980	2-94
01-044-5989	2-65	01-053-8958	2-160	01-063-8188	2-146	01-077-7099	2-30
01-044-6482	2-102	01-054-2554	2-63	01-064-5458	2-48	01-077-7518	2-94
01-044-7084	2-177	01-054-2555	2-64	01-064-6263	2-39	01-078-3829	2-178
01-044-7273	2-61	01-054-8398	2-18	01-064-6264	2-39	01-078-8859	2-104
01-044-7515	2-104	01-055-3790	2-47	01-064-8065	2-131	01-078-9283	2-185
01-044-7973	2-139	01-055-3853	2-61	01-064-8787	2-59	01-079-1758	2-137
01-045-2457	2-35	01-055-3854	2-61	01-065-5958	2-105	01-079-6678	2-178
01-045-6635	2-114	01-056-2966	2-63	01-065-6542	2-60	01-079-8205	2-95
01-045-6640	2-114	01-056-3267	2-161	01-065-6769	2-188	01-080-8977	2-166
01-045-9724	2-77	01-057-1356	2-141		2-188	01-080-8978	2-166
01-045-9992	2-165	01-057-1490	2-80	01-065-6939	2-98	01-081-0912	2-77
01-046-0440	2-103	01-057-2856	2-178	01-065-9787	2-98	01-081-2546	2-84
01-046-0628	2-125	01-057-2857	2-178	01-065-9917	2-137	01-081-5443	2-12
01-046-1135	2-171	01-057-2858	2-67	01-066-1248	2-179	01-081-7360	2-11
01-046-3018	2-37	01-057-2883	2-76	01-066-2537	2-73	01-081-8282	2-137
01-046-3299	2-125	01-057-2996	2-178	01-066-3936	2-129	01-082-2048	2-18
01-046-3300	2-125	01-057-3311	2-75	01-066-9076	2-70	01-082-2171	2-83
01-046-3934	2-114	01-057-5519	2-67	01-067-3419	2-64	01-082-7052	2-27
01-046-5888	2-137	01-057-7116	2-179	01-067-3768	2-176	01-083-6532	2-86
01-046-5903	2-139	01-057-7256	2-90	01-067-7086	2-161	01-084-4706	2-11
01-047-0435	2-125	01-057-9175	2-166	01-067-9589	2-69	01-084-4707	2-11
01-047-2908	2-124	01-057-9288	2-177	01-067-9630	2-107	01-084-4708	2-11
01-047-6088	2-133	01-057-9328	2-17	01-068-1252	2-135	01-084-4911	2-73
01-047-6710	2-172	01-057-9350	2-64	01-068-6411	2-98	01-084-6089	2-84
01-047-6712	2-175	01-057-9351	2-64	01-068-6412	2-98	01-084-6090	2-84

NIIN Cross Reference Index

<u>NIIN</u>	<u>Page No.</u>	<u>NIIN</u>	<u>Page No.</u>	<u>NIIN</u>	<u>Page No.</u>	<u>NIIN</u>	<u>Page No.</u>
01-084-6093	2-84	01-098-4490	2-171	01-107-4963	2-125	01-123-3007	2-78
01-084-6101	2-84	01-098-6144	2-14	01-107-9249	2-125	01-123-3298	2-125
01-084-9235	2-84	01-099-0352	2-98	01-108-0843	2-177	01-123-3299	2-125
01-085-1240	2-84	01-099-9652	2-81	01-108-4418	2-47	01-123-3300	2-125
01-085-3262	2-107	01-100-0596	2-14	01-108-9376	2-47	01-123-3303	2-125
01-085-3321	2-84	01-100-3985	2-47	01-110-1412	2-125	01-123-5639	2-65
01-085-4234	2-137	01-101-9492	2-127	01-110-2456	2-67	01-123-8675	2-78
01-085-6104	2-10	01-102-1861	2-35	01-110-7915	2-63	01-124-5218	2-178
01-086-3597	2-84	01-102-1863	2-48	01-110-8136	2-167	01-125-0508	2-94
01-086-9895	2-71	01-102-8473	2-65	01-112-1765	2-124	01-125-0938	2-104
01-087-1145	2-20	01-103-1785	2-120	01-112-2822	2-137	01-125-1225	2-65
01-087-8841	2-84	01-103-2596	2-124	01-112-4059	2-125	01-125-1731	2-124
01-088-0314	2-108	01-103-5142	2-177	01-112-4060	2-125	01-125-9019	2-47
01-088-2490	2-59	01-103-7575	2-164	01-112-8105	2-81	01-126-9148	2-58
01-088-5363	2-125	01-103-7896	2-37	01-113-1146	2-172	01-127-0849	2-124
01-088-6106	2-125	01-103-7939	2-67	01-113-2083	2-125	01-127-0929	2-76
01-088-6108	2-125	01-103-8804	2-36	01-113-4018	2-12	01-127-0971	2-124
01-088-6871	2-125	01-104-1052	2-35	01-113-5624	2-125	01-127-0972	2-124
01-088-8911	2-110	01-104-4411	2-124	01-113-9744	2-22	01-128-5065	2-178
01-088-8982	2-91	01-104-4906	2-124	01-113-9871	2-124	01-128-6071	2-127
01-089-1520	2-22	01-104-4957	2-160	01-115-2216	2-125	01-129-0151	2-74
01-089-1583	2-125	01-104-5943	2-124	01-115-3435	2-65	01-129-0607	2-65
01-089-5672	2-70	01-104-6069	2-79	01-115-5430	2-73	01-129-0740	2-99
01-089-7675	2-80	01-105-6662	2-125	01-115-8562	2-48	01-129-2018	2-126
01-090-2868	2-110	01-105-7241	2-65	01-115-8798	2-91	01-129-2730	2-124
01-090-3166	2-84	01-105-7473	2-177	01-116-7368	2-11	01-129-3538	2-79
01-091-1004	2-165	01-105-9152	2-124	01-117-1076	2-125	01-129-4375	2-67
01-091-1013	2-104	01-105-9153	2-124	01-117-4284	2-153	01-129-4525	2-84
01-091-1248	2-67	01-105-9154	2-124	01-117-4285	2-153	01-129-6623	2-67
01-091-1864	2-84	01-105-9613	2-137	01-117-7817	2-80	01-129-6962	2-126
01-091-6942	2-85	01-106-0336	2-81	01-118-0935	2-99	01-129-9438	2-125
01-091-9175	2-84	01-106-0936	2-124	01-118-2914	2-74	01-130-0585	2-36
01-091-9177	2-84	01-106-0938	2-124	01-118-7701	2-125	01-130-0933	2-93
01-092-0238	2-64	01-106-0940	2-124	01-118-8932	2-76	01-130-1058	2-73
01-092-0259	2-104	01-106-0942	2-124	01-118-9593	2-17	01-130-1344	2-173
01-092-1458	2-111	01-106-0943	2-122		2-17	01-130-3273	2-18
01-092-2125	2-84	01-106-1144	2-59	01-119-1998	2-59	01-130-7114	2-178
01-092-5007	2-58	01-106-5220	2-47	01-119-2011	2-104	01-130-7335	2-106
01-092-5494	2-68	01-106-5271	2-65	01-119-3220	2-124	01-130-8881	2-7
01-092-6000	2-179	01-106-7288	2-124	01-119-5093	2-87	01-130-9665	2-126
01-092-6071	2-15	01-106-7289	2-122	01-119-5940	2-103	01-131-2193	2-17
01-092-6976	2-84	01-106-7290	2-124	01-119-5955	2-158	01-131-2206	2-18
01-092-8739	2-69	01-106-8237	2-47	01-119-9022	2-99	01-131-2209	2-18
01-093-0987	2-174	01-106-8238	2-47	01-119-9024	2-99	01-131-3045	2-99
01-094-2863	2-77	01-107-1224	2-47	01-120-0867	2-48	01-131-3365	2-94
01-095-8228	2-176	01-107-4620	2-47	01-120-5115	2-49	01-131-6720	2-47
01-096-5143	2-171	01-107-4949	2-125	01-120-9550	2-124	01-131-6733	2-18
01-096-9181	2-116	01-107-4950	2-125	01-121-0176	2-141	01-131-7548	2-47
01-097-5771	2-67	01-107-4954	2-125	01-121-2623	2-178	01-132-0054	2-81
01-097-6619	2-125	01-107-4955	2-125	01-121-5664	2-77	01-132-0617	2-81
01-097-7966	2-58	01-107-4960	2-125	01-121-8092	2-124	01-132-1925	2-124
01-097-8025	2-66	01-107-4961	2-125	01-121-8809	2-178	01-132-3503	2-98
01-097-8957	2-125	01-107-4962	2-125	01-122-6138	2-162	01-132-3561	2-73

NIIN Cross Reference Index

<u>NIIN</u>	<u>Page No.</u>	<u>NIIN</u>	<u>Page No.</u>	<u>NIIN</u>	<u>Page No.</u>	<u>NIIN</u>	<u>Page No.</u>
01-132-6508	2-18	01-142-3218	2-59	01-160-4335	2-125	01-169-9627	2-65
01-132-6509	2-18	01-142-3595	2-81	01-160-4336	2-125	01-170-8578	2-98
01-132-8924	2-165	01-142-9400	2-47	01-160-4337	2-125	01-171-5954	2-99
01-133-0168	2-48	01-143-3989	2-47	01-160-4338	2-125	01-171-8936	2-172
01-133-2195	2-18	01-143-5075	2-84	01-160-4339	2-125	01-172-2432	2-125
01-133-2233	2-84	01-143-5079	2-84	01-160-4340	2-125	01-172-7117	2-69
01-133-4457	2-26	01-144-1019	2-104	01-160-4341	2-125	01-172-7118	2-65
01-133-4718	2-125	01-144-1661	2-124	01-160-4342	2-125	01-173-0381	2-97
01-133-5812	2-48	01-144-9036	2-168	01-160-4343	2-125	01-173-0382	2-99
01-133-5889	2-84	01-145-3153	2-65	01-160-4344	2-125	01-173-6806	2-18
01-133-7190	2-31	01-145-4045	2-77	01-160-4345	2-125	01-174-0214	2-125
01-133-7300	2-84	01-145-5160	2-126	01-160-4346	2-125	01-174-3283	2-125
01-133-9790	2-124	01-145-5162	2-126	01-160-4347	2-125	01-174-7868	2-124
01-134-5792	2-65	01-145-5766	2-176	01-160-4348	2-125	01-175-0311	2-125
01-134-5794	2-65	01-146-0564	2-170	01-160-4349	2-125	01-175-0610	2-11
01-134-5839	2-84	01-146-3594	2-18	01-160-4638	2-80	01-175-1082	2-99
01-134-5844	2-84	01-146-4563	2-125	01-160-5701	2-18	01-175-9164	2-124
01-134-5907	2-96	01-146-7318	2-110	01-160-6837	2-18	01-176-4014	2-124
01-135-1149	2-18	01-146-9799	2-76	01-160-6842	2-55	01-176-5990	2-81
01-135-2401	2-18	01-147-4307	2-172	01-161-4498	2-125	01-176-7383	2-18
01-135-4159	2-64	01-147-5360	2-68	01-161-6234	2-139	01-177-4927	2-127
01-135-6490	2-18	01-147-5361	2-65	01-162-4704	2-125	01-177-5887	2-47
01-135-6799	2-84	01-147-6778	2-165	01-162-4705	2-125	01-177-9614	2-142
01-135-7319	2-84	01-147-9889	2-165	01-162-4706	2-125	01-179-0252	2-125
01-135-9617	2-93	01-148-2691	2-124	01-162-5765	2-161	01-180-2612	2-77
01-136-1782	2-84	01-150-6032	2-77	01-162-8844	2-94	01-180-5228	2-124
01-136-1785	2-84	01-151-0703	2-81	01-163-5499	2-139	01-180-5229	2-124
01-136-1787	2-84	01-151-1061	2-84	01-163-5873	2-86	01-180-8853	2-169
01-136-3540	2-47	01-152-2593	2-47	01-163-6668	2-73	01-181-0802	2-49
01-136-3562	2-84	01-152-4026	2-31	01-163-8247	2-13	01-181-7463	2-46
01-136-4144	2-93	01-152-9899	2-80	01-163-8248	2-18	01-181-7476	2-32
01-136-4497	2-84	01-154-3202	2-79	01-163-9296	2-11	01-181-8156	2-73
01-136-7144	2-48	01-155-1880	2-48	01-164-4481	2-11	01-182-7410	2-125
01-136-8361	2-84	01-156-5313	2-149	01-164-8556	2-120	01-182-8670	2-124
01-137-8392	2-124	01-156-5481	2-139	01-165-4518	2-126	01-183-0978	2-137
01-137-8983	2-65	01-156-5482	2-139	01-165-7518	2-42	01-183-0979	2-125
01-137-9007	2-124	01-156-5483	2-139	01-165-7581	2-120	01-183-0983	2-125
01-137-9792	2-138	01-157-3064	2-80	01-166-1026	2-121	01-183-0984	2-125
01-138-0797	2-76	01-158-7836	2-18	01-166-1706	2-18	01-183-0985	2-125
01-138-4230	2-68	01-159-1287	2-31	01-166-3641	2-19	01-183-0986	2-125
01-138-4239	2-84	01-159-9411	2-84	01-167-0472	2-48	01-183-0987	2-125
01-138-6288	2-49	01-160-0398	2-139	01-167-0473	2-48	01-183-4373	2-165
01-138-9183	2-71	01-160-2508	2-125	01-167-3291	2-20	01-183-5868	2-18
01-139-1268	2-161	01-160-4324	2-125	01-167-9321	2-148	01-183-9169	2-124
01-139-1544	2-93	01-160-4326	2-125	01-167-9770	2-124	01-184-2045	2-99
01-139-4490	2-93	01-160-4327	2-125	01-168-0877	2-18	01-184-5785	2-74
01-139-6528	2-96	01-160-4328	2-125	01-168-0882	2-65	01-184-7576	2-124
01-139-7444	2-9	01-160-4329	2-125	01-168-5628	2-48	01-185-1927	2-125
01-140-9118	2-14	01-160-4330	2-125	01-169-0657	2-125	01-185-2902	2-99
01-140-9950	2-77	01-160-4331	2-125	01-169-2070	2-47	01-185-8696	2-71
01-141-4074	2-78	01-160-4332	2-125	01-169-6770	2-17	01-186-3520	2-99
01-141-6672	2-67	01-160-4333	2-125	01-169-8346	2-81	01-186-8336	2-125
01-142-2138	2-47	01-160-4334	2-125	01-169-9417	2-48	01-187-7680	2-124

NIIN Cross Reference Index

<u>NIIN</u>	<u>Page No.</u>	<u>NIIN</u>	<u>Page No.</u>	<u>NIIN</u>	<u>Page No.</u>	<u>NIIN</u>	<u>Page No.</u>
01-187-9402	2-149	01-207-0352	2-83	01-246-3978	2-98	01-303-0980	2-99
01-188-7636	2-124	01-208-8050	2-129	01-248-3400	2-77	01-303-4701	2-67
01-188-9690	2-178	01-208-8072	2-83	01-248-5731	2-19	01-303-7765	2-140
01-189-3822	2-124	01-209-3590	2-171	01-252-5291	2-15	01-303-8180	2-97
01-190-4554	2-46	01-209-4087	2-47	01-257-9143	2-68	01-307-3780	2-117
01-190-4630	2-71	01-210-7415	2-47	01-259-3592	2-59	01-308-7462	2-115
01-190-5770	2-47	01-211-9788	2-125	01-265-0519	2-53	01-308-8259	2-77
01-190-7653	2-98	01-212-4624	2-124	01-266-2606	2-98	01-309-9505	2-77
01-190-7654	2-98	01-212-6147	2-67	01-267-6232	2-150	01-310-1656	2-78
01-190-7655	2-98	01-213-6128	2-125	01-269-6888	2-17	01-314-2429	2-77
01-190-7656	2-98	01-213-7101	2-149	01-270-7374	2-53	01-317-3915	2-145
01-191-2598	2-98	01-213-9668	2-137	01-278-9668	2-52	01-319-3357	2-7
01-191-6400	2-99	01-214-3955	2-173	01-279-3378	2-85	01-321-3192	2-67
01-191-7558	2-98	01-215-3775	2-50	01-279-3379	2-85	01-321-8599	2-67
01-191-7559	2-98	01-215-7315	2-65	01-279-3380	2-85	01-322-8810	2-113
01-191-8248	2-18	01-216-8806	2-104	01-279-3844	2-85	01-323-1742	2-76
01-193-2380	2-18	01-216-9635	2-99	01-279-3845	2-85	01-323-5428	2-47
01-193-3331	2-177	01-217-4040	2-111	01-279-3847	2-85	01-323-5577	2-113
01-193-6859	2-18	01-217-5068	2-147	01-280-4613	2-85	01-323-5580	2-113
01-194-3200	2-137	01-217-7264	2-10	01-281-5116	2-147	01-323-5583	2-113
01-194-3201	2-137	01-217-9283	2-81	01-281-9740	2-185		2-115
01-194-8964	2-124	01-219-7208	2-67	01-281-9741	2-185	01-324-0139	2-113
01-194-9318	2-98	01-219-9943	2-141	01-283-1776	2-115	01-324-0143	2-115
01-195-7950	2-18	01-220-0193	2-17	01-283-2460	2-52	01-324-1053	2-113
01-195-8733	2-125	01-221-3230	2-37	01-283-3605	2-13	01-324-1054	2-113
01-196-3247	2-55	01-225-1324	2-136	01-283-5964	2-76	01-324-1055	2-113
01-197-2550	2-18	01-225-7813	2-53	01-283-6469	2-14	01-324-1056	2-113
01-197-3378	2-94	01-227-1329	2-73	01-285-7723	2-14	01-324-1057	2-113
01-197-6607	2-18		2-74	01-285-7796	2-78	01-324-1058	2-113
01-197-9414	2-47	01-227-6239	2-60	01-286-0870	2-47	01-324-1059	2-113
01-199-1332	2-12	01-227-6396	2-11	01-286-3516	2-119	01-324-2633	2-115
01-199-1335	2-18	01-228-6118	2-149	01-287-9030	2-175	01-324-2634	2-113
01-199-1354	2-65	01-229-0315	2-96	01-287-9031	2-175	01-324-4208	2-113
01-199-5370	2-125	01-229-8280	2-99	01-287-9035	2-175	01-324-4210	2-113
01-199-5374	2-125	01-231-3326	2-85	01-288-5666	2-86	01-324-6749	2-113
01-199-5375	2-124	01-231-3912	2-52	01-288-7881	2-91	01-324-8886	2-113
01-200-6068	2-65	01-232-2036	2-66	01-289-6073	2-86	01-324-9542	2-113
01-201-2237	2-47	01-232-3542	2-59	01-289-9753	2-178	01-326-4348	2-113
01-201-4778	2-173	01-232-5265	2-174	01-290-3803	2-85		2-114
01-201-8980	2-83	01-234-1461	2-85	01-291-2267	2-85	01-335-1611	2-9
01-202-6848	2-47	01-234-7725	2-149	01-291-2290	2-76	01-335-1612	2-9
01-203-2327	2-124	01-235-1359	2-149	01-292-4330	2-68	01-335-1614	2-9
01-203-5149	2-64	01-236-1685	2-57	01-293-1818	2-53	01-335-1616	2-5
01-203-6549	2-124	01-237-0521	2-48	01-294-3149	2-53	01-338-4223	2-115
01-204-4045	2-83	01-237-1177	2-93	01-294-4356	2-52	01-338-7774	2-113
01-204-4046	2-83	01-237-2144	2-176	01-294-8593	2-67	01-338-7778	2-113
01-204-4371	2-20	01-238-3768	2-137	01-295-5111	2-67	01-338-7779	2-113
01-204-5517	2-99	01-239-7934	2-110	01-296-7806	2-11	01-338-7780	2-113
01-204-5518	2-99	01-239-8048	2-76	01-296-7819	2-14		2-113
01-205-3173	2-123	01-242-6133	2-81	01-296-9818	2-178	01-338-7782	2-113
01-205-3189	2-14	01-242-8712	2-47	01-297-3878	2-158	01-338-7783	2-113
01-205-9156	2-47	01-243-9299	2-124	01-297-4107	2-52		2-114
01-207-0351	2-83	01-244-4517	2-66	01-302-4478	2-178	01-338-7784	2-113

NIIN Cross Reference Index

<u>NIIN</u>	<u>Page No.</u>	<u>NIIN</u>	<u>Page No.</u>	<u>NIIN</u>	<u>Page No.</u>	<u>NIIN</u>	<u>Page No.</u>
01-338-7785	2-113	01-338-7835	2-112	01-338-7926	2-113	01-371-8458	2-12
01-338-7786	2-113		2-113	01-338-7928	2-113	01-371-8459	2-12
01-338-7787	2-113	01-338-7836	2-113	01-338-7929	2-113	01-371-8460	2-12
01-338-7789	2-113		2-114	01-338-7930	2-113	01-371-8461	2-12
01-338-7791	2-113	01-338-7837	2-113	01-338-7933	2-113	01-371-8464	2-12
01-338-7792	2-113	01-338-7840	2-113	01-340-6221	2-147	01-371-8467	2-12
01-338-7793	2-113	01-338-7848	2-113	01-343-2918	2-76	01-372-0337	2-45
01-338-7794	2-113	01-338-7849	2-113	01-343-3590	2-67	01-372-0338	2-45
	2-114		2-114	01-343-8540	2-117	01-372-0788	2-12
01-338-7797	2-113	01-338-7851	2-113	01-343-8543	2-117	01-372-2309	2-45
01-338-7798	2-113		2-113	01-344-1046	2-117	01-372-2311	2-15
01-338-7799	2-113	01-338-7852	2-113	01-345-0250	2-113	01-372-2666	2-57
01-338-7800	2-113	01-338-7853	2-113	01-345-0251	2-113	01-372-2667	2-57
	2-114	01-338-7854	2-113	01-346-4611	2-147	01-372-2669	2-57
01-338-7804	2-113	01-338-7856	2-113	01-346-7462	2-147	01-372-2670	2-57
01-338-7805	2-113	01-338-7857	2-113	01-347-4162	2-76	01-372-2672	2-57
	2-113	01-338-7858	2-113	01-347-4164	2-76	01-372-2673	2-57
01-338-7806	2-113	01-338-7860	2-113	01-348-2440	2-107	01-372-3539	2-15
01-338-7807	2-113	01-338-7861	2-113	01-348-3822	2-77	01-372-3542	2-12
01-338-7808	2-113	01-338-7862	2-113	01-349-8951	2-86	01-372-3543	2-12
01-338-7809	2-113	01-338-7863	2-113	01-352-3132	2-105	01-372-3544	2-12
	2-114	01-338-7864	2-113	01-352-4254	2-154	01-372-3545	2-12
01-338-7810	2-113	01-338-7865	2-113	01-352-9561	2-65	01-372-3940	2-57
	2-114	01-338-7869	2-113	01-352-9593	2-67	01-372-4706	2-45
01-338-7811	2-113	01-338-7870	2-113	01-354-2531	2-105	01-374-3315	2-104
01-338-7812	2-113	01-338-7872	2-113	01-354-7733	2-105	01-374-4524	2-102
01-338-7813	2-113	01-338-7873	2-114	01-355-3686	2-105	01-374-5970	2-113
01-338-7816	2-113	01-338-7878	2-113	01-355-5505	2-22	01-375-2169	2-115
01-338-7817	2-113	01-338-7881	2-113	01-356-8411	2-17	01-375-2901	2-105
	2-113		2-113	01-357-4178	2-10	01-376-0811	2-116
01-338-7818	2-113	01-338-7885	2-113	01-358-1594	2-178	01-376-0812	2-116
	2-113		2-113	01-359-1451	2-75	01-377-2618	2-83
01-338-7819	2-113	01-338-7887	2-113	01-359-1535	2-118	01-377-9787	2-112
	2-113	01-338-7888	2-113	01-363-0621	2-101	01-377-9853	2-105
	2-113		2-114		2-115	01-378-2896	2-112
	2-114	01-338-7889	2-113	01-363-7457	2-82	01-378-2936	2-112
01-338-7820	2-113	01-338-7890	2-113	01-365-9402	2-67	01-378-3046	2-112
01-338-7822	2-113	01-338-7896	2-113	01-366-9976	2-177	01-378-3092	2-112
01-338-7823	2-113		2-114	01-367-6435	2-77	01-378-3938	2-112
01-338-7824	2-113		2-114	01-369-0768	2-37	01-378-3951	2-112
	2-114	01-338-7898	2-113	01-369-5701	2-65	01-378-4005	2-112
	2-115		2-113	01-369-5750	2-85	01-378-4172	2-112
01-338-7825	2-113	01-338-7900	2-113	01-371-3262	2-187	01-378-4308	2-113
	2-114		2-113	01-371-3263	2-187	01-378-8797	2-113
01-338-7826	2-113	01-338-7901	2-113	01-371-3264	2-187	01-379-5133	2-177
01-338-7827	2-113	01-338-7910	2-113	01-371-3265	2-187	01-379-9702	2-112
01-338-7828	2-113	01-338-7911	2-113	01-371-3266	2-187	01-379-9724	2-113
	2-113	01-338-7913	2-113	01-371-7937	2-12	01-379-9754	2-113
01-338-7829	2-113	01-338-7914	2-113	01-371-7938	2-12	01-380-0797	2-115
01-338-7830	2-114		2-113	01-371-7939	2-12	01-380-7327	2-113
01-338-7831	2-113	01-338-7916	2-113	01-371-7940	2-12	01-380-9500	2-114
01-338-7832	2-113	01-338-7922	2-113	01-371-7941	2-12	01-381-0036	2-115
01-338-7833	2-114	01-338-7924	2-113	01-371-7943	2-12	01-381-5707	2-113

NIIN Cross Reference Index

<u>NIIN</u>	<u>Page No.</u>	<u>NIIN</u>	<u>Page No.</u>	<u>NIIN</u>	<u>Page No.</u>	<u>NIIN</u>	<u>Page No.</u>
01-381-5724	2-112	01-389-7639	2-70	01-406-7433	2-28	01-423-4735	2-12
01-381-9509	2-112	01-389-7640	2-69	01-406-7434	2-28	01-423-5039	2-12
01-382-0097	2-113	01-389-7642	2-57	01-406-7435	2-28	01-423-5041	2-12
01-382-7075	2-115	01-389-7976	2-66	01-407-5431	2-27	01-423-9274	2-28
01-382-8218	2-67	01-389-7982	2-57	01-408-6846	2-112	01-424-1352	2-28
01-383-0100	2-115	01-389-7988	2-66	01-410-7157	2-117	01-424-1353	2-29
01-383-8033	2-106	01-389-7992	2-62	01-410-7171	2-115	01-424-3571	2-27
	2-106	01-389-8001	2-57	01-411-4512	2-68	01-424-3572	2-27
01-384-4230	2-67	01-389-8002	2-62	01-411-4532	2-112	01-424-5713	2-41
01-384-5385	2-67	01-389-8012	2-12		2-113	01-424-6553	2-15
01-384-7504	2-112	01-389-8015	2-11	01-411-7108	2-112	01-424-6787	2-113
01-385-2665	2-69	01-389-8016	2-12	01-412-1421	2-112	01-424-7039	2-116
01-385-3803	2-62	01-389-8021	2-66	01-413-3907	2-112	01-426-1285	2-27
01-385-5842	2-62	01-389-8028	2-12	01-415-7775	2-116	01-429-2038	2-56
01-386-5379	2-134	01-389-8031	2-45	01-416-5474	2-59	01-430-8843	2-65
01-386-8248	2-112	01-389-8035	2-66	01-416-9490	2-115	01-431-7627	2-115
01-387-0382	2-112	01-389-8038	2-69	01-417-7829	2-41	01-434-1473	2-115
01-387-0504	2-115	01-389-8039	2-45	01-418-6198	2-113	01-434-1717	2-112
01-387-0525	2-67	01-389-8753	2-15	01-419-4344	2-28	01-434-9440	2-1
01-387-1966	2-112	01-390-4329	2-112	01-419-7788	2-103	01-435-0934	2-28
01-387-1972	2-112	01-390-5251	2-117	01-420-7626	2-69	01-435-0936	2-29
01-387-1973	2-115	01-391-0351	2-41	01-422-0758	2-67	01-435-1743	2-28
01-387-1977	2-112	01-391-2360	2-55	01-422-4476	2-69	01-435-1744	2-29
01-387-8947	2-111	01-391-2361	2-55	01-422-6116	2-12	01-435-1745	2-28
01-388-1003	2-118	01-391-4407	2-112	01-422-6121	2-12	01-435-4549	2-110
01-388-2135	2-114	01-391-7504	2-66	01-422-6463	2-12	01-435-6804	2-1
01-388-2419	2-115	01-391-9230	2-116	01-422-6589	2-12	01-436-3717	2-77
01-388-2843	2-110	01-391-9841	2-62	01-422-7298	2-12	01-437-7085	2-28
01-388-3070	2-115	01-391-9887	2-61	01-422-7307	2-12	01-438-0519	2-115
01-388-4609	2-111	01-392-2760	2-106	01-422-7444	2-12	01-438-5913	2-109
01-388-8456	2-117	01-392-3352	2-116	01-422-7467	2-12	01-440-8565	2-112
01-388-8573	2-55	01-392-5158	2-114	01-422-7937	2-12		2-113
01-388-8835	2-113	01-392-7567	2-112	01-422-8601	2-12	01-442-1183	2-104
01-389-6008	2-62	01-394-3480	2-115	01-422-9259	2-12	01-442-3326	2-112
01-389-6953	2-67	01-394-7980	2-113	01-422-9270	2-12		2-113
01-389-6960	2-70	01-394-9346	2-112	01-422-9312	2-12	01-448-9215	2-74
01-389-6965	2-66		2-115	01-422-9361	2-12	01-453-7592	2-74
01-389-6972	2-70	01-394-9926	2-114	01-422-9602	2-12	01-466-2419	2-102
01-389-6984	2-69	01-395-1562	2-107	01-422-9929	2-12	01-476-5534	2-136
01-389-6996	2-62	01-395-9580	2-115	01-423-0132	2-12	01-478-3395	2-115
01-389-7002	2-70	01-396-1328	2-101	01-423-1089	2-12	02-324-0139	2-113
01-389-7006	2-67	01-398-2189	2-62	01-423-1329	2-12	99-100-6050	2-60
01-389-7014	2-66	01-398-4223	2-112	01-423-1747	2-67	99-454-0560	2-58
01-389-7015	2-69	01-398-9599	2-28		2-67	99-513-4060	2-40
01-389-7623	2-70	01-399-6586	2-12	01-423-4729	2-12	99-700-8328	2-40
01-389-7637	2-67	01-399-8492	2-118	01-423-4732	2-12		


**Please take a minute to provide feedback regarding this catalog.
Your comments are important and help to provide a quality product for you.**

(Upon completion, tear off the card at the perfs, fold in half, seal with tape and mail.)

DLIS QUALITY FEEDBACK CARD			(CATALOG)	
DLIS Account No.		Submission Date		
Product Name/Number/Edition/Date		Page/Ref/Ident/Etc.		
Component <input type="checkbox"/> Air Force <input type="checkbox"/> Navy <input type="checkbox"/> DoD <input type="checkbox"/> Coast Guard <input type="checkbox"/> Army <input type="checkbox"/> Marines <input type="checkbox"/> Civilian <input type="checkbox"/> Other	Name:		Phone (DSN or Comm):	
	Organization:			
	Address:			
	City/State/Zip:			
	Requisition/Voucher No.	Distribution Rating _____		
		Product Rating _____	Poor (1) → Excellent (10)	
Would you like to see the existing three sections of the Afloat Shopping Guide (ASG) merged into one book? YES _____ NO _____				
Quality Problem				
___ Received wrong catalog		___ Catalogs received late	___ Incorrect position	
___ Received incorrect quantities		___ Border info incorrect	___ Obscure/missing data	
___ Received in poor condition		___ Height/depth incorrect	___ Inconsistent data	
Description of Quality Problem(s):				
Comments:				
FOR DLIS USE ONLY			CUSTOMER ASSISTANCE: 1-888-352-9333 or DSN 661-4725	
Control Number	Received By/Date	Reply Date	This card does not replace existing procedures for submitting requisitions or requesting automatic distribution.	



NO POSTAGE
NECESSARY
IF MAILED
IN THE
UNITED STATES



BUSINESS REPLY MAIL
FIRST-CLASS MAIL PERMIT NO 1267 BATTLE CREEK MI

POSTAGE WILL BE PAID BY ADDRESSEE

DLIS-VPH

DEFENSE LOGISTICS INFORMATION SERVICE
74 WASHINGTON AVE N STE 7
BATTLE CREEK MI 49017-9915



Fold Here

Fold Here

Seal With Tape Only

Produced by:

DLIS



ELECTRONIC DOCUMENTS/PRODUCTS BRANCH
DEFENSE LOGISTICS INFORMATION SERVICE
74 WASHINGTON AVENUE NORTH, SUITE 7
BATTLE CREEK MI 49017-3084

Telephone: DSN 661-4690
Commercial (269) 961-4690

FAX: DSN 661-4983
Commercial: (269) 961-4983