

List of U.S. Colleges & Universities with Significant Asian American & Pacific Islander Student Populations (5-50%)*

Compiled by the US Environmental Protection Agency's Asian American & Pacific Islander Initiative from the *US News & World Reports* annual survey and ranking of colleges and universities © 2001

(Used for recruitment outreach purposes only)

For more information, visit www.epa.gov/aapi or contact Marla Hendriksson at 202-564-1897 or hendriksson.marla@epa.gov

Colleges and universities with 5-10% AAPI student populations:

ALASKA

University of Alaska--Anchorage (5%)

ARIZONA

Arizona State University (5%)

University of Arizona (5%)

CALIFORNIA

Azusa Pacific University (6%)

Biola University (10%)

California Institute of the Arts (9%)

Cal State Univ--Dominguez Hills (10%)

California State University--Stanislaus (8%)

Chapman University (9%)

Concordia University (5%)

Holy Names College (9%)

Mills College (8%)

National University (9%)

Pepperdine University (6%)

San Francisco Art Institute (6%)

Sonoma State University (5%)

St. Mary's College of California (8%)

United States International University (7%)

University of La Verne (7%)

University of Redlands (6%)

University of San Diego (7%)

Whittier College (8%)

COLORADO

Colorado School of Mines (5%)

Univ of Colorado--Boulder (6%)

Univ of Colorado--Colorado Springs (6%)

Univ of Colorado--Denver (10%)

University of Denver (5%)

University of Northern Colorado (5%)

CONNECTICUT

Trinity College (5%)

United States Coast Guard Academy (5%)

University of Bridgeport (5%)

University of Connecticut (6%)

Wesleyan University (7%)

DISTRICT OF COLUMBIA

Catholic University of America (5%)

Corcoran College of Art and Design (8%)

George Washington University (10%)

Georgetown University (9%)

FLORIDA

University of Central Florida (5%)

University of Florida (6%)

University of Miami (5%)

University of North Florida (5%)

University of South Florida (5%)

University of West Florida (5%)

GEORGIA

Agnes Scott College (5%)

Georgia State University (8%)

Southern Polytechnic State Univ (6%)

IOWA

Grinnell College (5%)

Upper Iowa University (6%)

* According to the 2000 Census, Asian Americans & Pacific Islanders comprise approximately 5% of the total US population; colleges and universities are designated as "significant" if they have a >5% AAPI student population.

ILLINOIS

DePaul University (9%)
Knox College (5%)
Lake Forest College (5%)
North Park University (6%)
Northern Illinois University (6%)
School of the Art Institute of Chicago (9%)

KANSAS

Wichita State University (7%)

LOUISIANA

Tulane University (7%)
University of New Orleans (5%)

MASSACHUSETTS

Babson College (7%)
Bentley College (7%)
Boston Architectural Center (5%)
Boston College (8%)
Lesley College (5%)
Mount Holyoke College (9%)
New England Conservatory of Music (8%)
Northeastern University (7%)
Simmons College (6%)
Smith College (9%)
Suffolk University (5%)
University of Massachusetts--Amherst (6%)
University of Massachusetts--Lowell (7%)
Wentworth Institute of Technology (6%)
Williams College (9%)
Worcester Polytechnic Institute (7%)

MARYLAND

Capitol College (5%)
Columbia Union College (7%)
Maryland Institute College of Art (6%)

MAINE

Bowdoin College (7%)
Colby College (5%)

MICHIGAN

Andrews University (8%)
Center for Creative Studies (5%)
Lawrence Technological University (5%)
University of Michigan--Dearborn (6%)
Wayne State University (5%)

MINNESOTA

Carleton College (9%)
Concordia University--St. Paul (6%)
Macalester College (5%)
Metropolitan State University (5%)
Minneapolis College of Art and Design (6%)
University of Minnesota--Twin Cities (8%)

MISSOURI

St. Louis University (5%)
University of Missouri--Kansas City (7%)

NORTH CAROLINA

North Carolina State University--Raleigh (5%)
University of North Carolina--Chapel Hill (5%)
University of North Carolina--Charlotte (5%)

NEBRASKA

Dana College (5%)

NEW HAMPSHIRE

Dartmouth College (10%)

NEW JERSEY

College of New Jersey (5%)
Drew University (6%)
Fairleigh Dickinson University (5%)
Kean University (7%)
Montclair State University (5%)
New Jersey City University (10%)
Rutgers--Camden (8%)
Seton Hall University (6%)
St. Peter's College (8%)

NEVADA

University of Nevada--Reno (6%)

* According to the 2000 Census, Asian Americans & Pacific Islanders comprise approximately 5% of the total US population; colleges and universities are designated as "significant" if they have a >5% AAPI student population.

NEW YORK

Colgate University (5%)
College of Insurance (10%)
College of Mount St. Vincent (9%)
CUNY--Brooklyn College (8%)
CUNY--College of Staten Island (9%)
CUNY--York College (7%)
Dominican College of Blauvelt (5%)
Hofstra University (5%)
Manhattan College (6%)
Marymount College--Tarrytown (6%)
Nyack College (7%)
Pratt Institute (10%)
Regents College (5%)
Rochester Institute of Technology (5%)
Sarah Lawrence College (5%)
SUNY College--Old Westbury (8%)
SUNY--Albany (8%)
Union College (5%)
United States Merchant Marine Academy (6%)
United States Military Academy (5%)
Vassar College (9%)
Wells College (6%)

OHIO

Oberlin College (7%)
Ohio State University--Columbus (5%)
Tiffin University (6%)

OKLAHOMA

University of Oklahoma (6%)

OREGON

Lewis and Clark College (7%)
Linfield College (6%)
Oregon Institute of Technology (6%)
Oregon State University (8%)
Portland State University (10%)
University of Oregon (6%)
University of Portland (8%)
Willamette University (6%)

PENNSYLVANIA

Haverford College (9%)
Lehigh University (5%)
MCP Hahnemann University (9%)
Moore College of Art and Design (5%)
Pennsylvania State Univ--Univ Park (5%)
Rosemont College (5%)
Temple University (10%)

TENNESSEE

Vanderbilt University (6%)

TEXAS

Austin College (8%)
Baylor University (5%)
Southern Methodist University (6%)
Texas Woman's University (6%)
Trinity University (8%)
University of Dallas (6%)

VIRGINIA

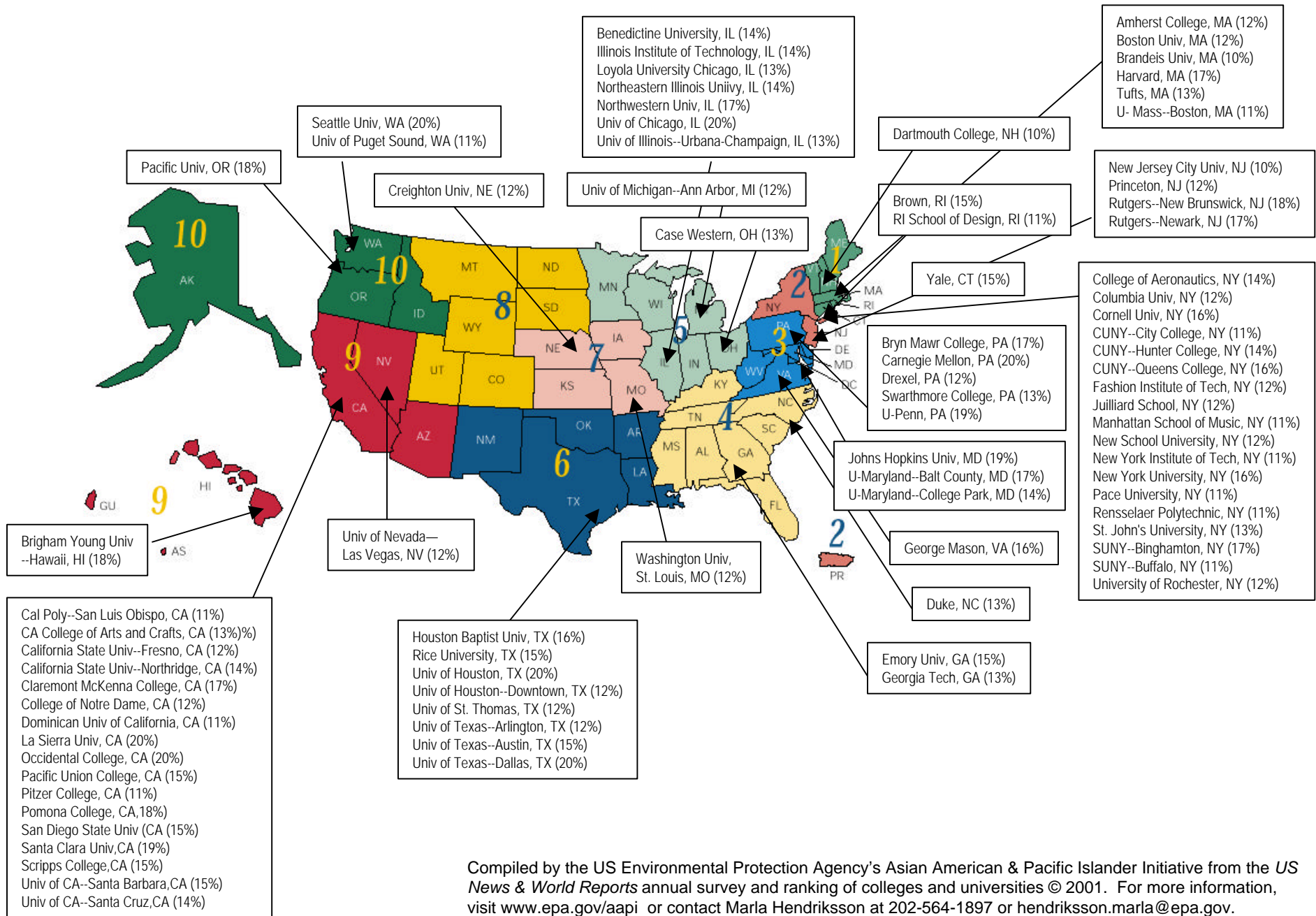
College of William and Mary (7%)
Marymount University (7%)
Old Dominion University (6%)
University of Virginia (10%)
Virginia Commonwealth University (8%)
Virginia Military Institute (5%)
Virginia Tech (7%)

WASHINGTON

Evergreen State College (5%)
Gonzaga University (5%)
Northwest College (6%)
Pacific Lutheran University (5%)
Seattle Pacific University (5%)
St. Martin's College (6%)
Walla Walla College (5%)
Washington State University (5%)
Western Washington University (7%)
Whitman College (7%)
Whitworth College (6%)

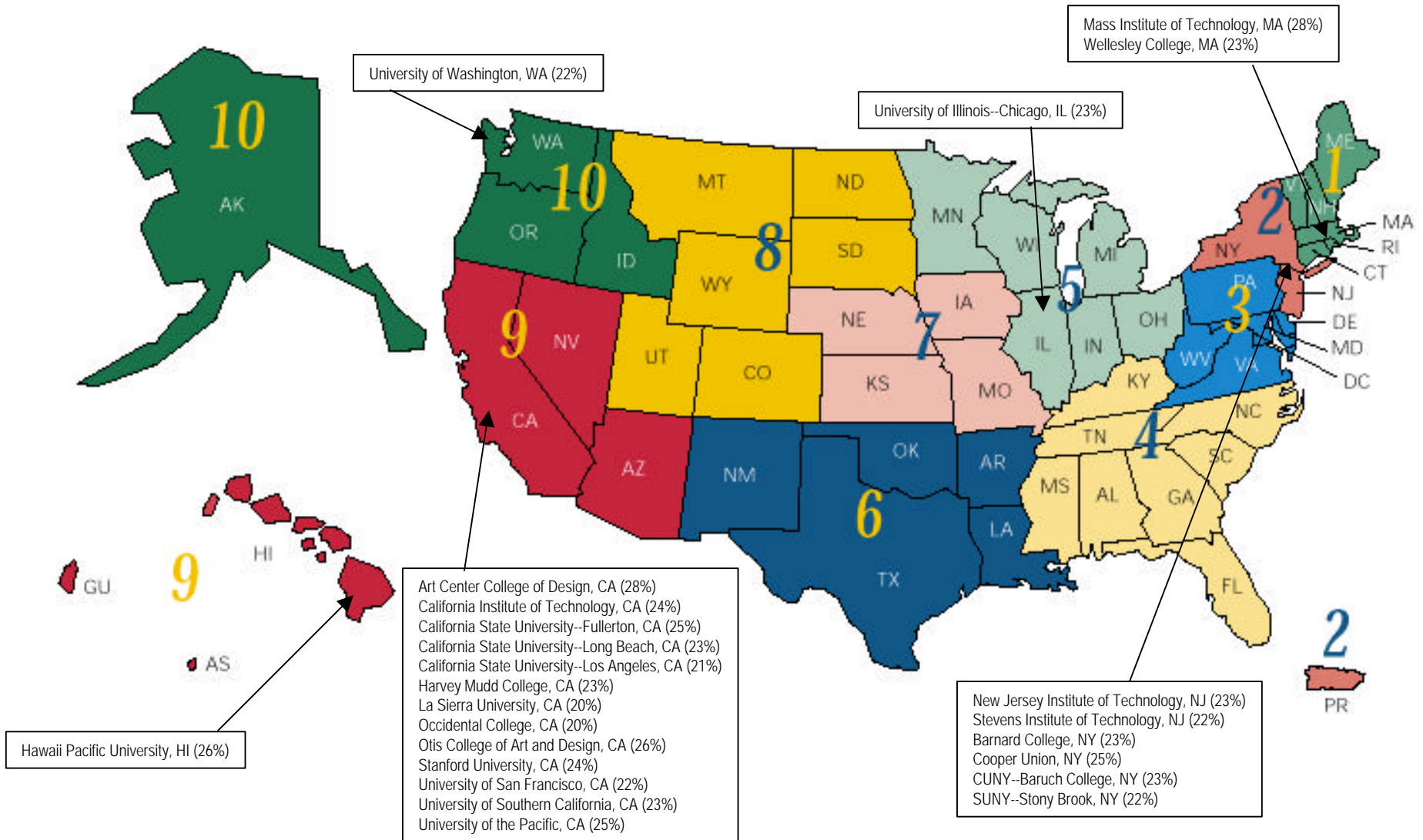
* According to the 2000 Census, Asian Americans & Pacific Islanders comprise approximately 5% of the total US population; colleges and universities are designated as "significant" if they have a >5% AAPI student population.

US Colleges & Universities with Significant Asian Pacific Student Populations (11-20%)



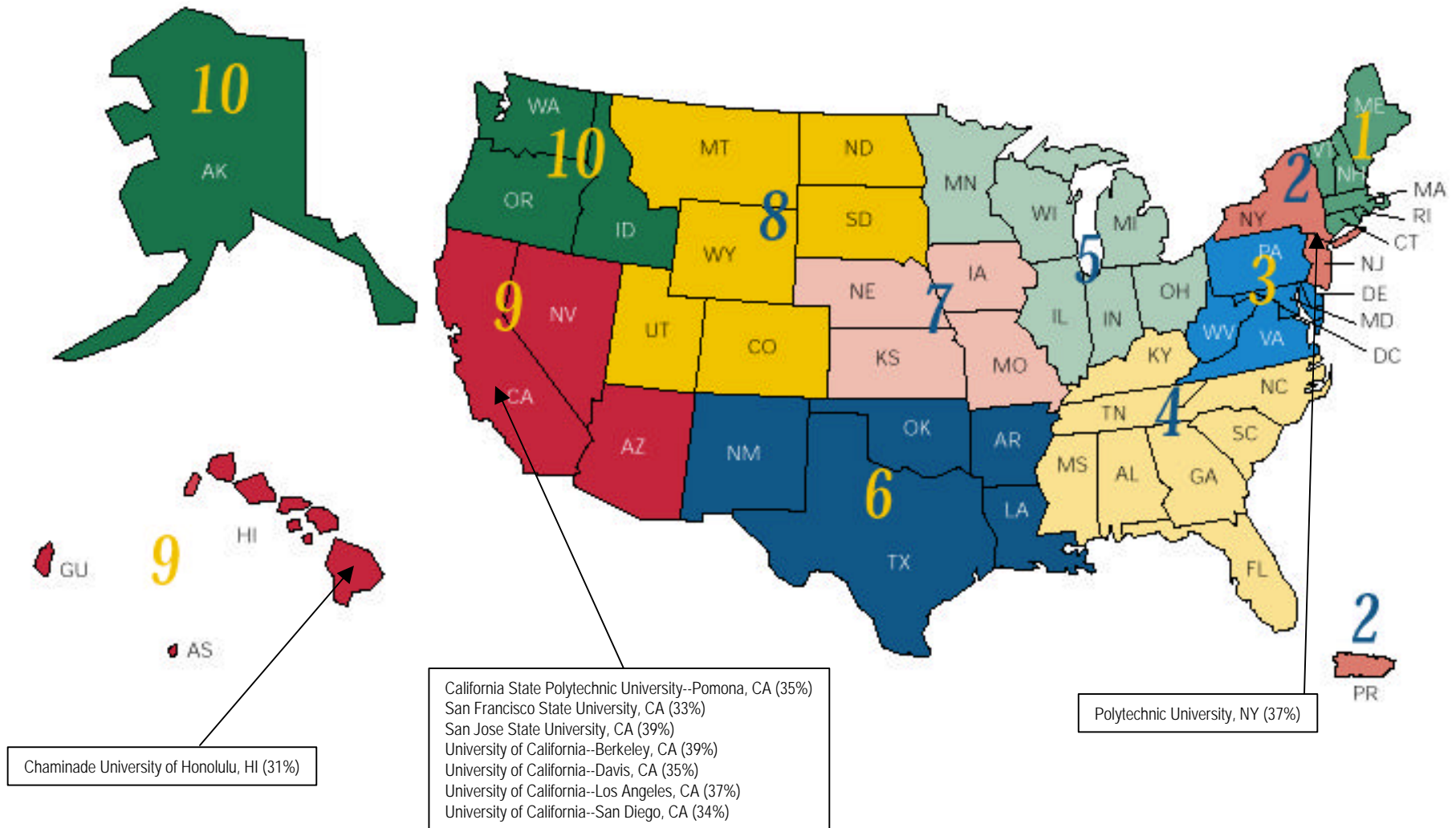
Compiled by the US Environmental Protection Agency's Asian American & Pacific Islander Initiative from the *US News & World Reports* annual survey and ranking of colleges and universities © 2001. For more information, visit www.epa.gov/aapi or contact Marla Hendriksson at 202-564-1897 or hendriksson.marla@epa.gov.

US Colleges & Universities with Significant Asian Pacific Student Populations (21-30%)



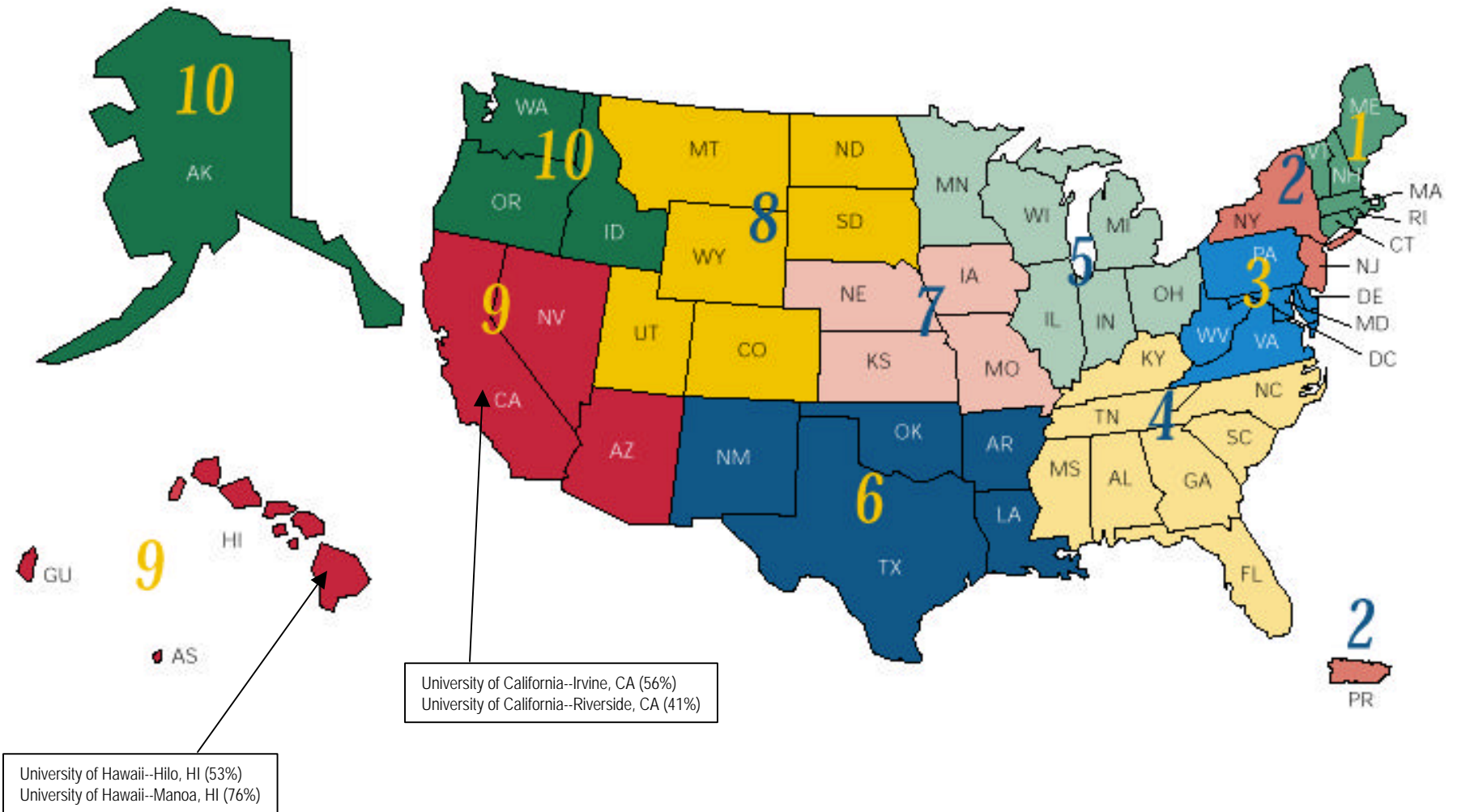
Compiled by the US Environmental Protection Agency's Asian American & Pacific Islander Initiative from the *US News & World Reports* annual survey and ranking of colleges and universities © 2001. For more information, visit www.epa.gov/aapi or contact Marla Hendriksson at 202-564-1897 or hendriksson.marla@epa.gov.

US Colleges & Universities with Significant Asian Pacific Student Populations (31-40%)



Compiled by the US Environmental Protection Agency's Asian American & Pacific Islander Initiative from the *US News & World Reports* annual survey and ranking of colleges and universities © 2001. For more information, visit www.epa.gov/aapi or contact Marla Hendriksson at 202-564-1897 or hendriksson.marla@epa.gov.

US Colleges & Universities with Significant Asian Pacific Student Populations (41-50%)



Compiled by the US Environmental Protection Agency's Asian American & Pacific Islander Initiative from the *US News & World Reports* annual survey and ranking of colleges and universities © 2001. For more information, visit www.epa.gov/aapi or contact Marla Hendriksson at 202-564-1897 or hendriksson.marla@epa.gov.