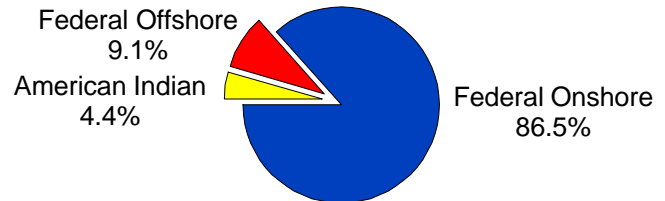


MMS Minerals Revenue Management

Producing and nonproducing Federal and American Indian leases, end of Fiscal Year 2001

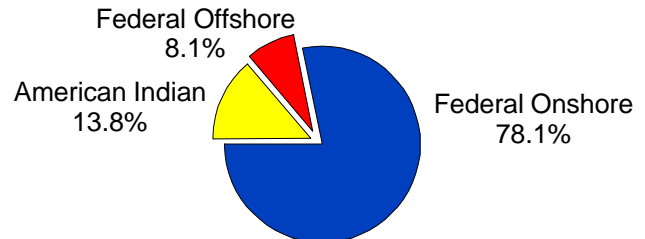
Producing and nonproducing oil, gas, geothermal and other mineral leases

Federal Onshore	72,847
Federal Offshore	7,699
American Indian	<u>3,713</u>
Total	84,259




Producing oil, gas, geothermal and other mineral leases

Federal Onshore	20,645
Federal Offshore	2,147
American Indian	<u>3,647</u>
Total	26,439



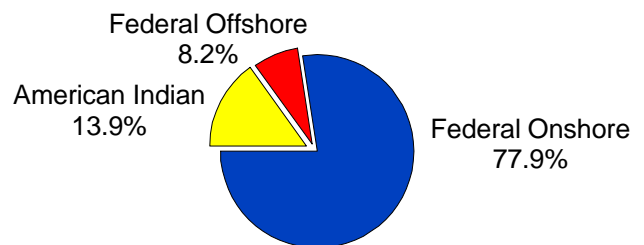
Nonproducing oil, gas, geothermal and other mineral leases

Federal Onshore	52,202
Federal Offshore	5,552
American Indian	<u>66</u>
Total	57,820




Producing oil and gas leases

Federal Onshore	20,358
Federal Offshore	2,146
American Indian	<u>3,618</u>
Total	26,122



Nonproducing oil and gas leases

Federal Onshore	51,596
Federal Offshore	5,548
American Indian	<u>58</u>
Total	57,202

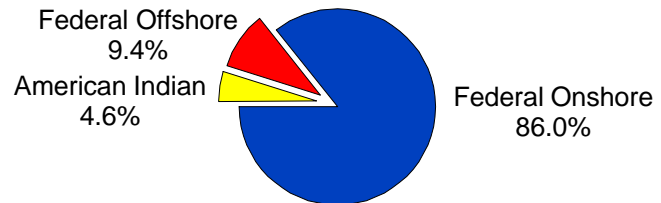


MMS Minerals Revenue Management

Producing and nonproducing Federal and American Indian leases, end of Fiscal Year 2000

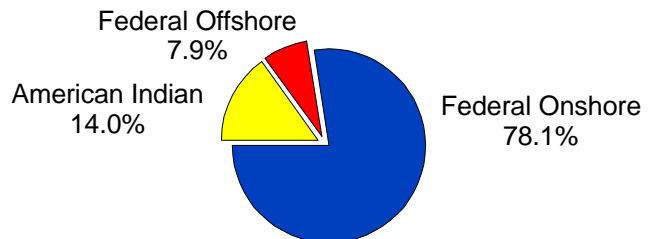
Producing and nonproducing oil, gas, geothermal and other mineral leases

Federal Onshore	69,405
Federal Offshore	7,564
American Indian	<u>3,766</u>
Total	80,735



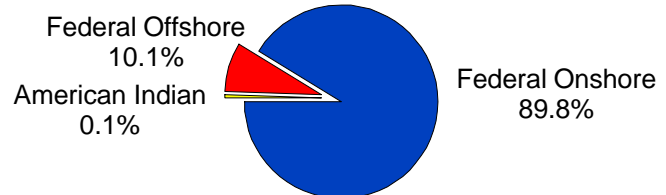
Producing oil, gas, geothermal and other mineral leases

Federal Onshore	20,501
Federal Offshore	2,065
American Indian	<u>3,687</u>
Total	26,253



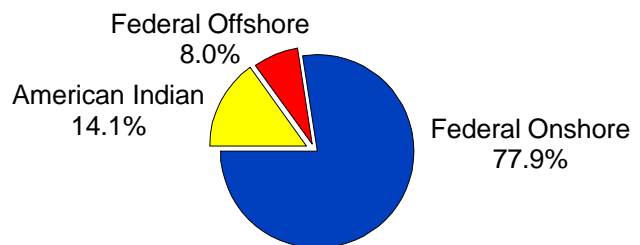
Nonproducing oil, gas, geothermal and other mineral leases

Federal Onshore	48,904
Federal Offshore	5,499
American Indian	<u>79</u>
Total	54,482




Producing oil and gas leases

Federal Onshore	20,198
Federal Offshore	2,064
American Indian	<u>3,656</u>
Total	25,918



Nonproducing oil and gas leases

Federal Onshore	48,137
Federal Offshore	5,497
American Indian	<u>54</u>
Total	53,688

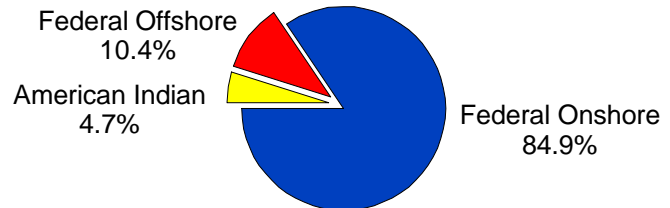


MMS Minerals Revenue Management

Producing and nonproducing Federal and American Indian leases, end of Fiscal Year 1999

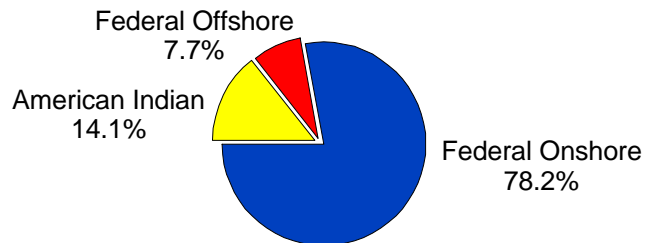
Producing and nonproducing oil, gas, geothermal and other mineral leases

Federal Onshore	68,096
Federal Offshore	8,371
American Indian	<u>3,743</u>
Total	80,210



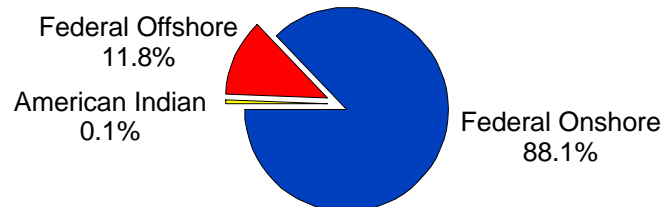
Producing oil, gas, geothermal and other mineral leases

Federal Onshore	20,343
Federal Offshore	2,000
American Indian	<u>3,682</u>
Total	26,025



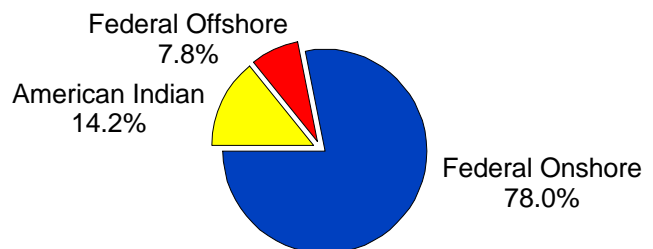
Nonproducing oil, gas, geothermal and other mineral leases

Federal Onshore	47,753
Federal Offshore	6,371
American Indian	<u>61</u>
Total	54,185




Producing oil and gas leases

Federal Onshore	20,075
Federal Offshore	1,999
American Indian	<u>3,650</u>
Total	25,724



Nonproducing oil and gas leases

Federal Onshore	47,075
Federal Offshore	6,366
American Indian	<u>57</u>
Total	53,498

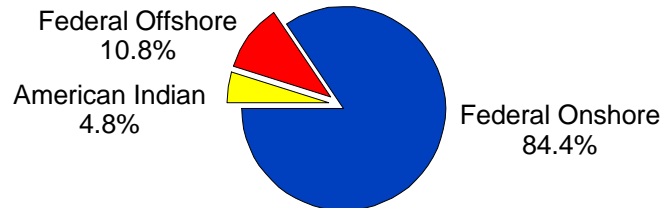


MMS Minerals Revenue Management

Producing and nonproducing Federal and American Indian leases, end of Fiscal Year 1998

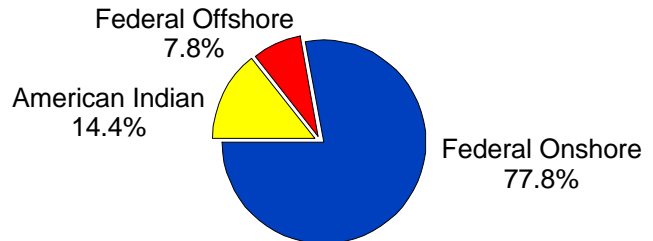
Producing and nonproducing oil, gas, geothermal and other mineral leases

Federal Onshore	68,098
Federal Offshore	8,731
American Indian	<u>3,898</u>
Total	80,727




Producing oil, gas, geothermal and other mineral leases

Federal Onshore	20,264
Federal Offshore	2,030
American Indian	<u>3,759</u>
Total	26,053



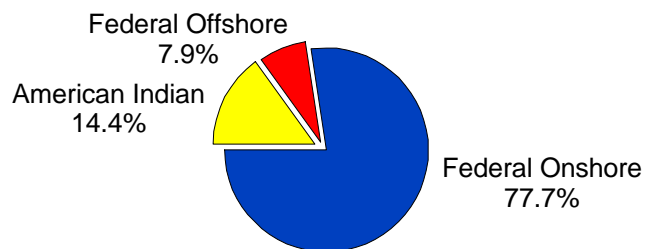
Nonproducing oil, gas, geothermal and other mineral leases

Federal Onshore	47,834
Federal Offshore	6,701
American Indian	<u>139</u>
Total	54,674




Producing oil and gas leases

Federal Onshore	20,000
Federal Offshore	2,028
American Indian	<u>3,721</u>
Total	25,749



Nonproducing oil and gas leases

Federal Onshore	46,791
Federal Offshore	6,697
American Indian	<u>55</u>
Total	53,543

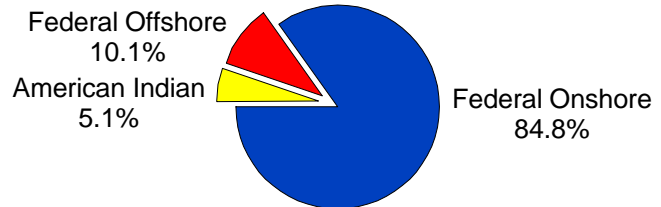


MMS Minerals Revenue Management

Producing and nonproducing Federal and American Indian leases, end of Fiscal Year 1997

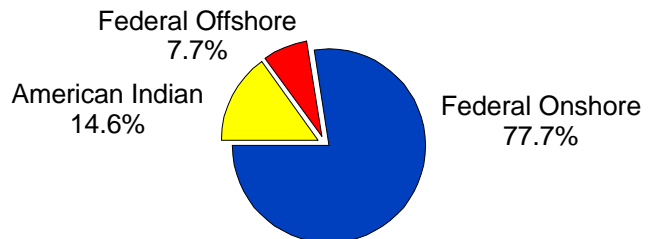
Producing and nonproducing oil, gas, geothermal and other mineral leases

Federal Onshore	64,906
Federal Offshore	7,694
American Indian	<u>3,912</u>
Total	76,512




Producing oil, gas, geothermal and other mineral leases

Federal Onshore	20,135
Federal Offshore	2,009
American Indian	<u>3,772</u>
Total	25,916



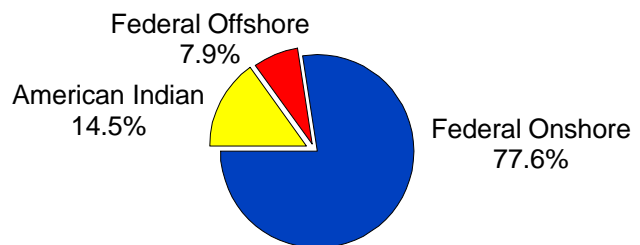
Nonproducing oil, gas, geothermal and other mineral leases

Federal Onshore	44,771
Federal Offshore	5,685
American Indian	<u>140</u>
Total	50,596




Producing oil and gas leases

Federal Onshore	19,863
Federal Offshore	2,008
American Indian	<u>3,720</u>
Total	25,591



Nonproducing oil and gas leases

Federal Onshore	43,708
Federal Offshore	5,680
American Indian	<u>62</u>
Total	49,450

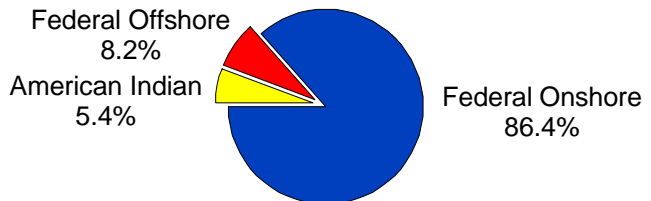


MMS Minerals Revenue Management

Producing and nonproducing Federal and American Indian leases, end of Fiscal Year 1996

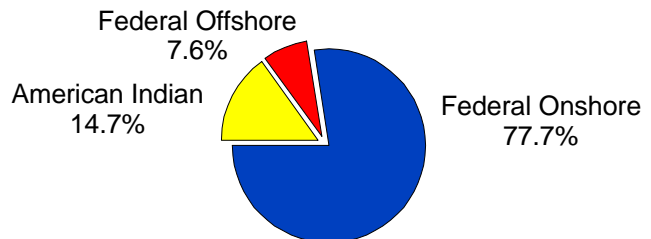
Producing and nonproducing oil, gas, geothermal and other mineral leases

Federal Onshore	62,242
Federal Offshore	5,897
American Indian	<u>3,932</u>
Total	72,071




Producing oil, gas, geothermal and other mineral leases

Federal Onshore	20,063
Federal Offshore	1,959
American Indian	<u>3,806</u>
Total	25,828



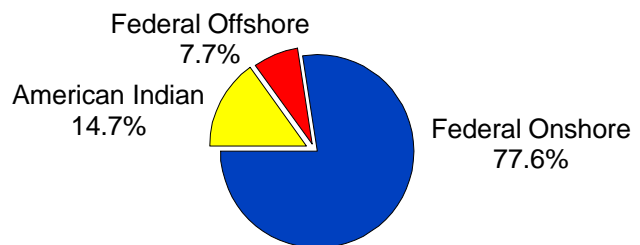
Nonproducing oil, gas, geothermal and other mineral leases

Federal Onshore	42,179
Federal Offshore	3,938
American Indian	<u>126</u>
Total	46,243



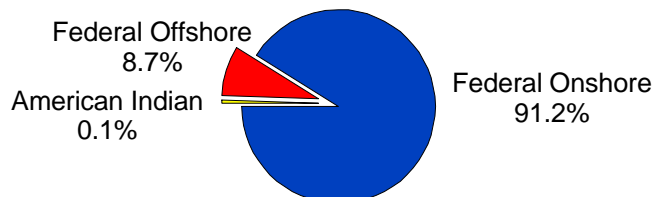
Producing oil and gas leases

Federal Onshore	19,779
Federal Offshore	1,958
American Indian	<u>3,756</u>
Total	25,493



Nonproducing oil and gas leases

Federal Onshore	41,072
Federal Offshore	3,929
American Indian	<u>42</u>
Total	45,043

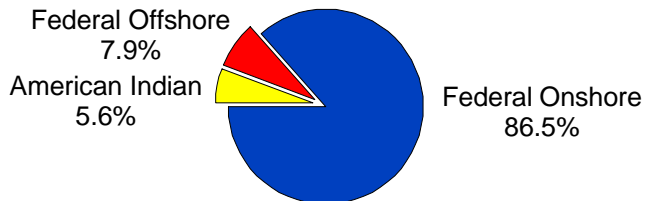


MMS Minerals Revenue Management

Producing and nonproducing Federal and American Indian leases, end of Fiscal Year 1995

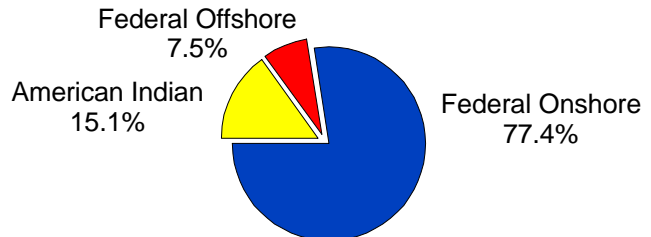
Producing and nonproducing oil, gas, geothermal and other mineral leases

Federal Onshore	61,537
Federal Offshore	5,601
American Indian	<u>4,015</u>
Total	71,153



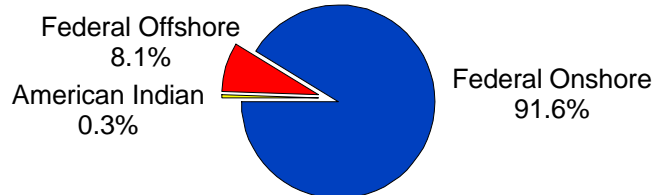
Producing oil, gas, geothermal and other mineral leases

Federal Onshore	19,920
Federal Offshore	1,926
American Indian	<u>3,894</u>
Total	25,740



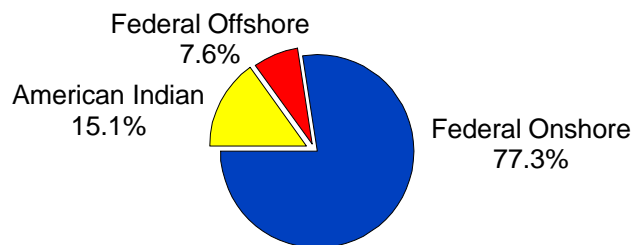
Nonproducing oil, gas, geothermal and other mineral leases

Federal Onshore	41,617
Federal Offshore	3,675
American Indian	<u>121</u>
Total	45,413



Producing oil and gas leases

Federal Onshore	19,632
Federal Offshore	1,925
American Indian	<u>3,837</u>
Total	25,394



Nonproducing oil and gas leases

Federal Onshore	40,495
Federal Offshore	3,666
American Indian	<u>39</u>
Total	44,200

