

U.S. Department of
Homeland Security

United States
Coast Guard



UNIFORM REGULATIONS

COMDTINST M1020.6E



COMDTINST M1020.6E
02 July 2003

COMMANDANT INSTRUCTION M1020.6E

Subj: UNIFORM REGULATIONS

1. PURPOSE. This Manual is the authority that prescribes the policy, responsibility and standards governing the uniform, appearance, and grooming of all Coast Guard personnel; Active, Retired, Reserve, and its representatives.
2. ACTION. This Manual applies to all Coast Guard units and personnel assigned. Area and district commanders, commanders of maintenance and logistics commands, commanding officers of Headquarters units, assistant commandants for directorates, Chief Counsel, and special staff offices at headquarters shall ensure widest dissemination of this Manual. Paper copies will be mailed to all units underway and selected units below the Group level. Official electronic distribution will be via the U. S. Coast Guard Directives System on the CG Web at <http://cgweb.uscg.mil/g-c/g-ccs/g-cit/g-cim/directives/welcome.htm>, the CG Directives System on WWW at <http://www.uscg.mil/ccs/cit/cim/directives/welcome.htm> and a copy on the Commandant (G-WPM-1) website at <http://www.uscg.mil/hq/g-w/g-wp/g-wpm/Manuals.htm>. Further distribution via the Internet is authorized.
3. DIRECTIVES AFFECTED. Uniform Regulations, COMDTINST M1020.6D is cancelled.
4. SUMMARY. This Manual updates standards, and incorporates policy changes that have been announced previously via ALCOAST to the field, in addition to unpublished clarifications and edits. Major changes include the addition of the new Operational Dress Uniform, the optional All Weather Parka, and new authorized insignia. The Manual has also been updated to include more diagrams, color graphics, and tabled to more easily understand all facets of uniform wear.
5. DISCUSSION. This Manual is written in the permissive form; meaning, it describes things that are authorized for wear and the manner of wearing. No deviation from the guidance of this Manual is authorized, except as otherwise noted.

DISTRIBUTION – SDL No. 140

	a	b	c	d	e	f	g	h	i	j	k	l	m	n	o	p	q	r	s	t	u	v	w	x	y	z
A	1	1	1		1	1	1		1	1		1	1	1	1	1			1		1					
B				1																						
C			1	1				1		1										1		1	1	1		1
D	1	1																								
E								1		1																
F																1	1	1								
G			1	1	1																					
H																										

NON-STANDARD DISTRIBUTION: None

COMDTINST M1020.6E

6. ENVIRONMENTAL ASPECT AND IMPACT CONSIDERATIONS. Environmental considerations were examined in the development of the directive and have been determined to be not applicable.

7. FORMS AVAILABILITY. The following forms are available as noted.

AF Form 538, APR 74, Personal Clothing and Equipment Record (Jetform Filler)
CG-3019 (Rev. 2-75), Receipt for Clothing and Small Stores (Male) (Jetform Filler)
CG-3019A (Rev. 6/76), Receipt for Clothing and Small Stores (Female) (Jetform Filler)
DD-1149, JAN 93, Requisition and Invoice/Shipping Document (Jetform Filler)

/s/
THOMAS FISHER
Acting Director of
Personnel Management

TABLE OF CONTENTS

Chapter 1	General Uniform Policy
Section A	General Information
Section B	Authority to Prescribe
Section C	Coast Guard Uniform Board
Chapter 2	Appearance and Grooming
Section A	Military Appearance
Section B	Grooming Standards
Chapter 3	Uniforms
Section A	Uniform Requirements
Section B	Uniforms and Components
Section C	Individual Uniform Items
Section D	Grade/Rank Insignia
Section E	Qualification Insignia, Devices and Badges
Section F	Nametags and Nametapes
Section G	Medals, Ribbons, and Awards
Section H	Sword and Sword Accessories
Section I	Brassards and Armbands
Section J	Funerals
Section K	Wedding Attire
Section L	Graduation Ceremonies
Section M	Military Uniform Equivalents
Chapter 4	Special Uniforms and Clothing
Section A	Ceremonial Uniforms
Section B	Duty as an Aide, Adjutant, or Executive Assistant
Section C	Special Program Uniforms
Section D	Organizational Clothing
Section E	U. S. Coast Guard Tartan

Chapter 1 – General Uniform Policy

1.A. General Information

- 1.A.1. Policy
- 1.A.2. Enforcement
- 1.A.3. Optional Uniform Items
- 1.A.4. Command Authority and Responsibility

1.B. Authority to Prescribe

- 1.B.1. Setting the Uniform of the Day
- 1.B.2. When Uniform is Optional or Prohibited
- 1.B.3. Wear of Uniform by Retired or Separated Personnel

1.C. Coast Guard Uniform Board

- 1.C.1. Uniform Board Composition and Process
- 1.C.2. Making Uniform Suggestions

1.A. General Information

1.A.1. Policy

The U.S. Coast Guard Uniform Regulations provide descriptions of all authorized U.S. Coast Guard uniforms and components, and guidance for all Coast Guard activities prescribing uniform wear in order to present a consistent Coast Guard image world-wide. In cases when a further determination of the appropriateness of any uniform item, grooming, or appearance standard is necessary, refer the matter to Commandant (G-WPM-1) for review and determination.

1.A.2. Implementation

These regulations define the composition of authorized uniforms and appearance standards. Coast Guard uniforms are distinctive visual evidence of the authority and responsibility vested in their wearer by the United States. The prescribing authority determines when and where the uniforms in this Manual are appropriate for wear. Coast Guard personnel must present a proud and professional appearance that will reflect positively on the individual, the Coast Guard and the United States. All personnel shall comply with these regulations and be available to teach others the correct wear of Coast Guard uniforms. Exemplary military appearance should be the norm for uniformed personnel.

1.A.3. Optional Uniform Items

Optional uniform items are items which are authorized to be worn, but which members are not required to own. The purpose of specifying some items as optional is to provide some flexibility of choice and individual comfort in uniforms, while holding down the cost that would be incurred by individuals or the Government if all were required. Because members are not required to have optional items, those items may not be specified for wear by prescribing authorities. Additionally, optional items may not be appropriate for wear on all occasions or in all locations. Some restrictions on wear may be set by prescribing officials, who are responsible for determining appropriate uniforms for the various seasons, functions, and situations in their region. Individuals may wear optional items at their discretion, except when these regulations or prescribing authorities specifically prohibit their wear. Special clothing items authorized for safety, health, security, or law enforcement purposes may be issued as organizational clothing. See Chapter 4.D.

1.A.4. Command Authority and Responsibility

Commands have the authority and responsibility to render judgments regarding appropriate appearance and are ultimately responsible for enforcing these regulations in the spirit and intent described above. Interpretations will be made in accordance with the traditions and discipline inherent to the Coast Guard and the Armed Forces of the United States. Since it is impossible to predict (and therefore regulate) future fads and fashion, commands shall maintain a conservative stance in interpretation of these regulations, while concurrently forwarding recommended changes via the Uniform Board process (see Section 1.C.) for those items/changes that are considered worthy of service-wide adoption. Nothing shall interfere or take precedence over a command's discretion and responsibility to make an on-site, temporary correction when these regulations conflict with the health and safety of their assigned personnel.

1.B. Authority to Prescribe

1.B.1. Setting the Uniform of the Day

The standard Coast Guard uniform of the day, regardless of season or location, is Service Dress Blue (bravo) or Tropical Blue Long. For the Military District of Washington, D. C., the uniform of the day is established by the Chief of Staff. District commanders may prescribe the uniform for the season, day, or special occasion for personnel within the geographical limits of their District. Commands in any locality within the District are authorized to amend the District's standard uniform of the day when necessary due to short-term local variations in weather or climate. Other uniforms, such as Working Blue, Operational Dress, or authorized organizational clothing shall be worn as required by the work or duties being performed.

- Area, Military Logistics Commands (MLC), District, and local commanders have the authority to require the wear of Service Dress Blue as needed.
- The Superintendent, Coast Guard Academy, shall prescribe the uniform for wear by all trainees and permanent detail.
- The Commanding Officer, Training Center Cape May, shall prescribe the uniform for wear by all trainees and permanent detail.
- The Coast Guard Honor Guard and Coast Guard Band are authorized distinctive uniforms as outlined in Chapter 4. Other distinctive uniforms, such as for local security forces, drill teams, and funeral details, are authorized with approval of the cognizant District Commander, and will conform to the special uniform standards outlined in Chapter 4.

Use the following criteria as a guide for times when Service Dress Blue is more appropriate than Tropical Blue Long:

- When a participant or guest at ceremonies or functions for which the military or civilian host requires the use of their equivalent of service dress blue.
- When permanently or temporarily assigned at the facility of another military service which observes seasonal uniform changes, per the local regulations.
- When a participant or guest in any ceremony or function in which a higher level of formality is traditional or normal.
- When attending official or social functions after 1800, Dinner Dress or Service Dress Blue may be more appropriate.
- When participating in hearings at the state, federal, or international level.
- When serving as Coast Guard or military representative at military funerals.
- Whenever the dignity, gravity, or grandeur of a situation indicates a need for a more formal appearance.
- When honoring U.S. or foreign dignitaries.
- When indicated by military protocol.
- If otherwise unsure of the correct uniform for an occasion, request direction from higher authority or from Commandant (G-WPM-1).

1.B.2. When Uniform is Optional or Prohibited

The table below describes the occasions when wearing a uniform is optional or specifically prohibited.

When	Optional	Prohibited
When on liberty.	X	
Traveling in U.S. Government vehicles, vessels, or aircraft.	X	
Traveling on orders in commercial conveyances.	X	
Traveling on orders in a foreign country.	X	
On Duty Under Instruction.	X	
Participating in traditional veteran's functions, parades, ceremonies, and other events honoring the United States or U. S. Armed Forces.	X	
Participating in public speeches, interviews, picket lines, marches or rallies not specifically approved or sanctioned by the Coast Guard.		X
Participating in political activities, private employment, or commercial interests.		X
Working in an off-duty civilian capacity.		X
It would discredit the Coast Guard, Armed Forces, or U.S. Government.		X

1.B.3. Wear of Uniform by Retired or Separated Personnel

The table below describes the occasions when members who are not on active duty may wear the uniform per U. S. Code Title 14, Chapter 13, Section 483. Individuals shall at no time portray themselves as being on active duty with the Coast Guard. The uniform may be worn traveling to and from the event described in the table below. All retired or honorably discharged members, engaged as an instructor or student at an educational institution or military society, may wear the Coast Guard uniform but may not wear the Coast Guard insignia, devices, badges, or awards. Any insignia worn should distinguish the uniform as different from the Coast Guard. See 10 U.S.C. Section 773.

If the member is:	Wear the uniform:	Comments:
Retired	On occasions of a military ceremony (including retirements, changes of command, or funerals).	Prescribed dress uniform at date of retirement, or any of the dress uniforms currently authorized for active duty personnel.
	At patriotic parades on national holidays, or occasions in which active or reserve units are taking part.	
	At social or other functions when the invitation has been influenced by the member's active military service.	
Separated (war service)	On occasions of a military ceremony (including retirements, changes of command, or funerals).	Prescribed dress uniform at date of separation or any of the dress uniforms currently authorized for active duty personnel, if they served honorably in the Coast Guard during a declared or undeclared war.
	At patriotic parades on national holidays, or occasions in which active or reserve units are taking part.	
Separated (non-war service)	From place of discharge to home, within 3 months of discharge.	As listed for active duty personnel, with highest grade authorized at time of separation.

1.C. Coast Guard Uniform Board

1.C.1. Uniform Board Composition and Process

The Coast Guard Uniform Board is established to evaluate uniform change suggestions and make recommendations to the Commandant. The Chief, Office of Military Personnel (G-WPM) will convene the Coast Guard Uniform Board as needed or at the direction of the Commandant. The Uniform Board evaluates uniform related suggestions and makes recommendations to refer for final decision at the appropriate decision level (G-WPM-1, G-WPM, G-WP, G-W, G-CV or G-C) as delegated by the Commandant. The Chief, Policy and Standards Division (G-WPM-1), serves as the Uniform Board President with the Uniform System Manager as the standing alternate. The Uniform Board President and Uniform System Manager shall prescreen all suggestions sent to the Uniform Board for appropriateness. Summaries of all uniform decisions made at lower levels are forwarded to the Commandant for information. The Uniform Board will consist of ad hoc representatives from the Commandant staffs of G-O, G-M, G-S, MCPO-CG, Gender Policy Advisor, Training Center Cape May, CG Academy/Leadership Development Center, and the area commanders, who will be solicited, as needed, by Commandant (G-WPM) to assist in the deliberation and decision-making process. At their discretion, area commanders may designate their representative from operational field units.

1.C.2. Making Uniform Suggestions

Submit suggested changes to the Uniform Regulations at any time via the chain of command to Commandant (G-WPM) using the following format:

- Uniform Issue - A brief statement summarizing the topic.
- Suggestion - A full statement of what you are actually suggesting and how it benefits the Coast Guard.
- Alternatives - Other possible satisfactory ways of addressing the topic.
- Submit drawings, pictures, or graphics (if appropriate) in addition to the suggestion.

Chapter 2 – Appearance and Grooming

2.A. Military Appearance

2.A.1. Military Image

2.A.2. Civilian Clothing Appearance and Standards

2.B. Grooming Standards

2.A. Military Appearance

2.A.1. Military Image

Appearance in uniform is a key element in how the men and women of the Coast Guard perceive themselves and honor their county and the Coast Guard. Coast Guard personnel are responsible to maintain their personal appearance and their uniform to reflect the long and proud history and traditions of the Coast Guard. Commands and personnel in leadership positions at every level are responsible to promote and enforce high standards for uniform appearance. Coast Guard personnel must maintain a proper military decorum and present themselves with pride. For example, when walking from point to point, do not smoke, eat, drink, or keep hands in pockets. Personnel should consult with their chain of command before considering a tattoo, piercing, or body modification to be sure it is within standards. Request for waivers are submitted through the chain of command to Commandant (G-WPM). Guidance for alteration and fitting is provided in the Coast Guard Uniform and Alteration Manual, COMDTINST M1020.7 (series). Occasionally, personnel require clothing sizes that do not exist in the uniform supply system. Special measurement orders may be submitted to the Uniform Distribution Center (UDC). Guidance and order forms are available on the UDC web site at <http://www.uscg.mil/hq/g-w/g-wp/udc/UDCorders.htm>.

The table below describes the standards expected to present the proper military image.

For the proper Military Image	Items will be:
Clothing	Neat, clean, pressed, proper fit, in good condition, zipped, snapped, and buttoned unless otherwise noted.
Headgear	Worn outdoors with all required uniforms (See Ch 3). Should not be worn indoors or no cover areas unless under arms, or for ceremonial purposes.
Military Creases	Optional on light blue shirts and dark blue dress (CPO) shirt only. If worn, form them by pressing two parallel vertical folds in the front of the shirt from the shoulder seam through the center of each pocket to the bottom of the shirt. For men form three parallel vertical folds on the back centered between the shirt side seams to the bottom of the yoke. For women, form three parallel vertical folds starting at the center of the shoulder seams and from the middle of the collar seam to the bottom of the shirt. Sewn-in military creases are not authorized.
Footwear	Oxfords, pumps, or flats shined, boots well blackened, edges dressed, all in good condition.
Brass	Polished and scratch free.
Watches	Conservative.
Bracelets	Limited to medical alert or those required for military purposes. POW/MIA bracelets are authorized.
Necklaces	Concealed.
Rings	One ring per hand. Engagement/wedding ring or class/wedding ring sets are counted as one ring.
Earrings	One earring per ear centered on the earlobe for women. Earrings shall be 4-6mm ball studs (approx. 1/8 – ¼ inch), natural white pearl (colored pearls not authorized), plain diamond, plain gold or silver with a shiny or brushed matte finish. Decorative or combination settings not authorized. Not authorized for men in uniform.
Body Piercing	No articles, jewelry, or studs, other than earrings for women specified above, shall be attached to or through the ear, nose, tongue, or any other body part visible while wearing the uniform and while in civilian clothes onboard ship or base or at a command function.

For the proper Military Image	Items will be:
Tattoos/Brands/Scarring/Mutilation/Modifications	Tattoos, brands, intentional scarring or mutilation, or modifications of the head and neck are prohibited unless required for legitimate medical purposes. Any markings on the neck area may not show above any uniform shirt including the dark blue t-shirt. Furthermore, any markings of the body that are contrary to the published basic core values of the Coast Guard, show political endorsement, advocate or symbolize all types of discrimination, sexual images, supremacist or extremist groups, gangs, drug use, are prejudicial to good order and discipline, or are of a nature to bring discredit upon the service are prohibited. (Refer to Tattoo and Body Markings Policy for Coast Guard Accessions, COMDTINST 1000.1 (series))
Cuff Links	Plain gold or Coast Guard related.
Shirt Studs	Plain gold or plain natural white pearl. (Colored pearls or decorative settings are not authorized.)
Tie Tack/Bars	Plain gold or adorned with Coast Guard decoration such as: <ul style="list-style-type: none"> • Miniature Officer's, Chief Petty Officer's or Enlisted insignia • School insignia, only if member is a graduate of SAR, NATON School, etc. • Other Coast Guard representation of Coast Guard boats, ships, or aircraft. The tie bar shall be approximately 3/16 inches wide and must not be visible when wearing the service dress blue coat.
Eyewear	Frame and lens styles will not be so outlandish as to cause distraction from military bearing. Mirrored lenses are prohibited. Retainer straps are authorized for flying object damage (FOD) prevention and safety only. If retainer straps are required, they shall be plain, black and worn snugly against the back of the head.
Pens/Pencils	Concealed except on working blue uniform or ODU where they are carried in slot provided.
Key Rings	Worn with Uniform of the Day as required only for military duties.
Cell Phones, Pagers, Handheld/Pocket Computers	Worn with Uniform of the Day as required only for military duties, clipped to waistband or in pocket if they do not detract from uniform appearance. Items are not authorized if participating in ceremonial details.
Music Headphones/Earphones	Not worn while on duty or with a hat on. May only be worn while commuting as a passenger or using public transportation.
Umbrella	Plain black or navy blue, expandable, straight handle. Must be carried in left hand.
Religious Items	Concealed or worn only during religious services.
Backpacks	Black or navy blue. Backpacks must be carried in left hand when in uniform. Backpacks are authorized to wear while in uniform only while a trainee at a training facility or the USCG Academy.
Briefcases	Black, navy blue, or dark browns. Briefcases must be carried in left hand when in uniform.
Safety Equipment/Protective Gear	Kept in proper working condition and worn only in situations where required due to the specific hazards of the mission or task.
Tools (Including electronic devices)	Only as required for military duties when wearing ODU, undress or work uniforms, and does not interfere with the proper fit of safety/protective gear.

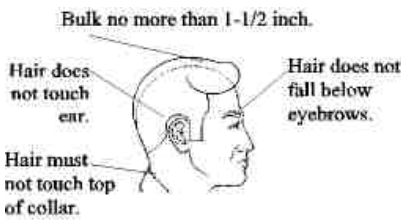
2.A.2. Civilian Clothing Appearance and Standards


The following table describes the appearance and standards to be adhered to while military members are wearing civilian clothing.


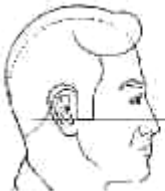
Civilian Clothing	Wear:
While on Liberty	Wearing or displaying clothing, jewelry, tattoos, etc. depicting drugs or advocating drug use, or of a sexual, crude, or racist nature is strictly prohibited.
	<p>Only the following uniform items which do not present a distinctive Coast Guard appearance may be worn with civilian attire:</p> <ul style="list-style-type: none"> • Trench Coat (w/o insignia) • Windbreaker (w/o insignia) • All Weather Parka (w/o insignia) • Work Coat • Sweaters (Cardigan or Woolly-Pully w/o shoulder boards) • Belts • Watch Cap • Cold Weather Cap (w/o insignia) • Blue four-in-hand necktie/Bow-ties • Shoes/Boots • Gloves • White shirts
While on Duty	Law specialists may wear civilian clothing when they appear in courts that prohibit attorneys from wearing the uniform when representing the United States.
	Marine Safety personnel may wear civilian clothing when conducting investigative or inspection duties that require exceptional cooperation of mariners in locations or situations that would inhibit open information sharing with uniformed law enforcement; or where destruction of clothing due to severe wear (even when supplemented with coveralls) make the cost of uniform replacement a hardship.
	Directed for Special Agents while assigned to investigative duties. Because the standard for haircuts may be conspicuous, special agents may be authorized by competent authority to wear hair and sideburns that are in keeping with local styles and the nature of their duties on a case-by-case basis.

2.B. Grooming Standards

Grooming standards are based on several elements including neatness, cleanliness, safety, military image and appearance. Forms of altering an individual's appearance, such as the use of cosmetics, hair color or styles, fingernail color and length, tattoos, body piercing, branding, intentional scarring, etc., that are not in the keeping with the customs, traditions, and spirit of military appearance are not acceptable for Coast Guard personnel in uniform. It is impossible to provide examples of every appropriate or unacceptable hairstyle or "conservative" or "eccentric" grooming, therefore the good judgment of leaders at all levels is key to upholding the Coast Guard grooming policy. The Superintendent, Coast Guard Academy; Commanding Officer of Training Center Cape May; and Commander, Telecommunication and Information Systems Command (parent command for Coast Guard Honor Guard) are authorized to establish more restrictive grooming standards for cadets, officer candidates, enlisted recruits, members of the training command's permanent party, and Honor Guard members. Restrictive grooming standards are not applicable to tenant commands of the units authorized to establish such restrictive standards. The table below describes specific grooming details.

Grooming Item	Authorized	Not Authorized
Hair – Overall	Shall be clean, well groomed, and neat. Hair coloring, if used, must look natural.	Shall not touch eyebrows when groomed, or extend below front of properly worn headgear. Shall not have shaved portions of the scalp (other than the neckline). Shall not contain ornamentation other than prescribed in this section for Women's Hair Style.
Hair – Men's Style 	Hair above the ears and around the neck shall be tapered from the lower natural hairline upwards at least $\frac{3}{4}$ -inch and outward not greater than $\frac{3}{4}$ -inch to blend with hairstyle. A cleanly shaven scalp is authorized.	Shall not be blocked across the back of the neck. Hair on the back of the neck must not touch the collar. The bulk of hair must not be more than 1-1/2 inches from scalp. Hair shall be no longer than four inches and may not touch the ears, collar, extend below eyebrows when headgear is removed, show under front edge of headgear, or interfere with properly worn military headgear or safety gear.

Grooming Item	Authorized	Not Authorized
<p data-bbox="186 205 479 241">Hair – Women’s Style</p> 	<p data-bbox="727 205 1070 1360">Haircuts and styles shall present a balanced appearance. The hair may touch, but not fall below a horizontal line level with the bottom edge of the back of the collar. A single ponytail is authorized, but all long hair, including braids and ponytails, falling below the lower edge of the collar, shall be neatly and inconspicuously fastened, pinned, or secured to the head. Ponytails that fall above the bottom edge of collar may be pulled through the back opening of the working blue or unit ball cap. Bulk of hair shall be no more than 2 inches. Braided hairstyles, such as cornrows, are authorized and shall be conservative and conform to the guidelines listed herein. When a hairstyle of multiple braids is worn, braids shall be of uniform dimension, small in diameter and tightly interwoven in symmetrical fore and aft rows that minimize scalp exposure and present a neat, professional, well-groomed appearance. Use only hairpins, barrettes, elastic bands, scrunchies, and combs that are plain black, dark blue, brown, silver, metallic gold, or color similar to the individual’s hair.</p>	<p data-bbox="1092 205 1401 781">Widely spaced individual hanging locks and braids that protrude from the head are not authorized. Lopsided and extremely asymmetrical styles are not authorized. Foreign material (i.e., ribbons, beads, decorative items) shall not be woven into the hair. Braid ends shall not protrude from the head, and shall be secured only with inconspicuous material that matches the color of the hair. Headbands or sweatbands are not authorized. Hair shall not extend below the eyebrows.</p>
<p data-bbox="186 1394 397 1430">Wigs/hairpieces</p>	<p data-bbox="727 1394 1070 1541">If worn, shall be of a good quality and fit properly. Shall be of a conservative style and conform to the hair standards above.</p>	<p data-bbox="1092 1394 1401 1663">Will not exceed the standards stated for natural hair. Natural hair under the wig shall meet hair standards described above. Will not be worn if it would present a safety or flying object damage (FOD) hazard.</p>

Grooming Item	Authorized	Not Authorized
<p>Moustache</p>  <p>Moustache can't extend below top of upper lip or beyond the corners of mouth.</p>	<p>If worn, a moustache must be neatly groomed. For the purpose of uniformity, Ceremonial Honor Guard members, Coast Guard Academy Cadets, Officer Candidates, and Coast Guard Training Center Cape May recruits will be clean-shaven.</p>	<p>Shall not extend below the top of the upper lip and can't extend beyond the corners of the mouth.</p>
<p>Sideburns</p>  <p>Sideburns are tapered to conform with the rest of the hair.</p> <p>Sideburns shall not extend below a point level with the bottom of the ear opening.</p>	<p>Shall be of even width (not flared) and shall end with a clean-shaven horizontal line. Shall be tapered to conform to the rest of the hair.</p>	<p>Sideburns shall not extend below a point level with the bottom of the ear opening.</p>
<p>Beards</p>	<p>Men shall be clean-shaven while in uniform. Commanding Officers or Officers-in-Charge shall grant permanent shaving waivers for personnel who have received a confirmed diagnosis of Pseudofolliculitis Barbae (PFB) by a medical doctor providing health care for unit personnel. PFB waivers are permanent and do not require renewal upon transfer. If waiver approved, members shall not shave any facial hair and facial hair shall not exceed ¼ inch in length.</p>	<p>Beards are not normally authorized except as noted for PFB.</p>
<p>Cosmetics - Women Only</p>	<p>If worn, shall be conservative and in good taste.</p>	<p>Shall not be brightly colored.</p>
<p>Fingernails - Men</p>	<p>Shall be kept clean.</p>	<p>Shall not extend past the fingertips or be colored.</p>
<p>Fingernails - Women</p>	<p>Shall be kept clean. Nail polish may be worn, but shall be conservative and neutral in color.</p>	<p>Shall not extend more than ¼ inch beyond the fingertip. Decorative nail art is not authorized.</p>
<p>Dental Appliances</p>		<p>Shall not be ornamental.</p>

Chapter 3 – Uniforms

3.A. Uniform Requirements

- 3.A.1. Required Uniforms
- 3.A.2. Required Seabag Items

3.B. Uniforms and Components

- 3.B.1. Formal Dress Blue (Evening Dress or White Tie)
- 3.B.2. Dinner Dress Blue Jacket
- 3.B.3. Dinner Dress White Jacket
- 3.B.4. Dinner Dress Blue
- 3.B.5. Dinner Dress White
- 3.B.6. Full Dress Blue
- 3.B.7. Full Dress White
- 3.B.8. Service Dress Blue (Bravo)
- 3.B.9. Service Dress White
- 3.B.10. Tropical Blue Long
- 3.B.11. Winter Dress Blue
- 3.B.12. Undress Blue
- 3.B.13. Operational Dress Uniform (ODU)
- 3.B.14. Working Blue

3.C. Individual Uniform Items

- 3.C.1. Headgear
- 3.C.2. Undergarments
- 3.C.3. Shirts
- 3.C.4. Neckties
- 3.C.5. Service Dress Coats and Jackets
- 3.C.6. Trousers and Skirts
- 3.C.7. Belts and Belt Buckles
- 3.C.8. Formalwear
- 3.C.9. Shoes and Socks
- 3.C.10. Outerwear
- 3.C.11. Maternity Uniforms
- 3.C.12. Miscellaneous Articles

3.D. Grade/Rank Insignia

- 3.D.1. Commissioned and Chief Warrant Officer Grade
- 3.D.2. Enlisted Rank/Rate

3.E. Qualification Insignia, Devices and Badges

- 3.E.1. Insignia
- 3.E.2. Devices
- 3.E.3. Service and Identification Badges
- 3.E.4. Manner of Wear for Insignia, Devices, and Badges

3.F. Nametags and Nametapes

- 3.F.1. Plastic Nametags
- 3.F.2. Cloth Nametags
- 3.F.3. Direct Embroidery

3.G. Medals, Ribbons, and Awards

- 3.G.1. Manner of Wear
- 3.G.2. Number of Medals Worn
- 3.G.3. Ribbon and Medal Attachments
- 3.G.4. Marksmanship Awards and Attachments

3.H. Swords and Sword Accessories

- 3.H.1. Preparing the Sword Knot
- 3.H.2. Manner of Wear for the Sword and Sword Accessories

3.I. Brassards and Armbands

3.J. Funerals

- 3.J.1. Mourning Badges
- 3.J.2. Swords at Funerals

3.K. Wedding Attire

- 3.K.1. Military Weddings
- 3.K.2. Swords at Weddings

3.L. Graduation Ceremonies

3.M. Military Uniform Equivalents

3.A. Uniform Requirements

3.A.1. Required Uniforms

Officers and chief petty officers are responsible for procuring and maintaining uniforms appropriate to their assigned duties. All Coast Guard personnel are responsible for maintaining their uniforms in serviceable condition, and are responsible for procuring sufficient quantities of uniform items and properly maintaining them as appropriate to their assigned duties. All personnel are responsible for owning, wearing, and maintaining sufficient quantities of personal items such as undergarments, socks/stockings, etc. to comply with CG standards of personal hygiene and appearance.

These uniforms are required:	By:
Service Dress Blue (Bravo) Full Dress Blue Tropical Blue Long	All Personnel.
Undress Blue	All personnel. Uniform authorized until replaced by the Operational Dress Uniform (ODU).
Service Dress White Full Dress White	All officers (Including reserve officers on ADSW-AC or ADSW-RC for one year or more).
Dinner Dress Blue Dinner Dress White	O-3 and below.
Dinner Dress White Jacket Dinner Dress Blue Jacket	O-4 and above on active duty. Master Chief Petty Officer of the Coast Guard and Area Command Master Chiefs. Optional for officers O-3 and below and enlisted members E-4 and above.
Formal Dress	O-6 and above. Other officers assigned to duty where it would be required by protocol. Master Chief Petty Officer of the Coast Guard and Area Command Master Chiefs. Optional for all other officers and enlisted members E-4 and above.
Working Blue Uniform	E-6 and below, optional for all others. Uniform authorized until replaced by the Operational Dress Uniform (ODU).
Operational Dress Uniform (ODU)	E-6 and below, optional for all others.

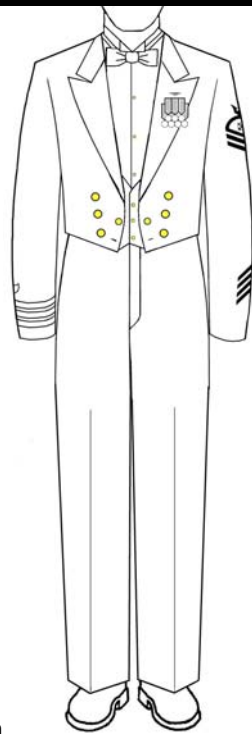
3.A.2. Required Seabag Items

The following items are required for enlisted personnel, E-6 and below.


Required Seabag Uniforms (Men)		Required Seabag Uniforms (Women)	
ITEM	QTY	ITEM	QTY
Bag, Duffel, Nylon, Olive Green	1	Bag, Duffel, Nylon, Olive Green	1
Belt, Black, Web	1	Belt, Black, Web	1
Blousing Band Set, Trouser ODU	2	Blousing Band Set, Trouser ODU	2
Buckle, Belt Brass	1	Buckle, Belt Brass	1
Buckle, Belt Black (ODU)	1	Buckle, Belt Black (ODU)	1
Cap, Garrison	1	Cap, Garrison	1
Cap, Ball	1	Cap, Ball	1
Coat, Service Dress Blue	1	Coat, Service Dress Blue	1
Combination Hat Set	1	Combination Hat Set	1
Gloves, Leather, Black	1	Gloves, Leather, Black	1
Insignia, Garrison Cap	1	Insignia, Garrison Cap	1
Insignia, Combination Hat	1	Insignia, Combination Hat	1
Jacket, Utility	1	Jacket, Utility	1
Nametag, Plastic	2	Nametag, Plastic	2
Nametape Set, Blue (ODU)	4	Nametape Set, Blue (ODU)	4
Necktie	1	Necktie, CG Blue Tab Type	1
Shield, Gold	1	Necktie, Black, Tab Type	1
Shirt, Dress White, Long Sleeve	1	Shield, Gold	1
Shirt, Light Blue, Long Sleeve	3	Shirt, Dress White,	1
Shirt, Light Blue, Short Sleeve	3	Shirt, Light Blue, Long Sleeve	3
Shirt, ODU	4	Shirt, Light Blue, Short Sleeve	3
Shoes, Dress	1	Shirt, ODU	4
Shoes, Safety	1	Shoes, Dress	1
T-Shirt, CG Blue (ODU)	4	Shoes, Dress, Pump	1
Trench Coat	1	Shoes, Safety	1
Trousers, Dress	2	Skirt, Dress	1
Trousers, ODU	4	T-Shirt, CG Blue (ODU)	4
Windbreaker, w/Liner	1	Trench Coat	1
		Trousers, Dress	2
		Trousers, ODU	4
		Windbreaker, w/Liner	1

3.B. Uniforms and Components

3.B.1. Formal Dress Blue (Evening Dress or White Tie)

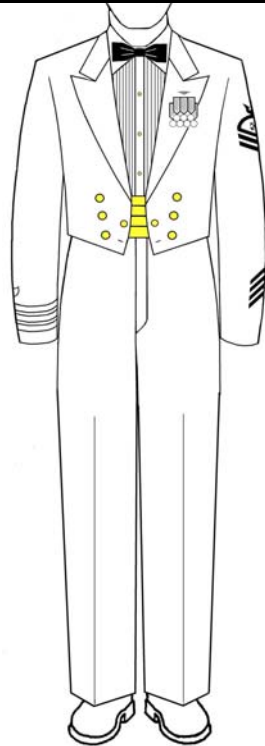


Men




Women

Item composing uniform	Comment
Dinner Dress Blue Jacket	
Dress Coat Buttons	Substitute CG buttons for Navy buttons for both men and women.
Blue Evening Trousers	For men.
Blue Formal Skirt/Slacks	For women: skirt or slacks optional.
Formal White Shirt	Men: white pique long sleeve shirt with wing tip collar. Women: soft pleated long sleeve.
Waistcoat	White pique cloth for men only.
Gold Cummerbund	For women only.
Tie	Men: white bow tie. Women: black formal dress necktie.
Small Medals	Men: worn 3" below left lapel notch. Women: 1/3 of distance between shoulder & bottom hem of jacket.
Miniature Qualification Insignia, Devices, and Small Identification Badges	
White Gloves	At prescribing officers discretion.
White Suspenders	Optional for men.
Black Socks or Hosiery	Socks are worn with oxfords, hosiery with pumps or flats.
Black Oxford Shoes	Oxfords are worn with trousers for men.
Black Pumps or Flats	Pumps or flats are worn with formal dress skirt or slacks for women.
Head Gear	Combination cap for men or women; tiara optional for women.
Occasions for Wear (After 6:00 P.M.)	Official evening functions when civilians wear formal white tie and tails such as diplomatic service, ceremonial events, formal wedding party. Prescribed for Flag Officers, Captains, MCPOCG, Area CMC's and personnel assigned to duty where required by protocol.

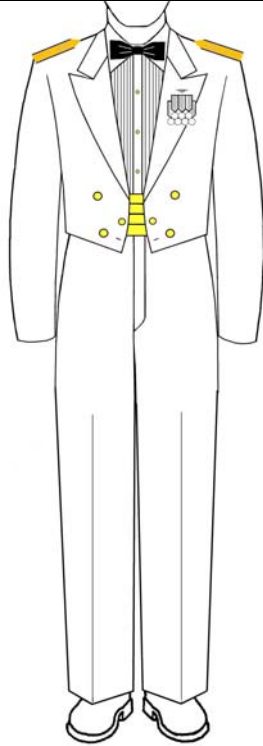
3.B.2. Dinner Dress Blue Jacket

Men



Women

Item composing uniform	Comment
Dinner Dress Blue Jacket	
Dress Coat Buttons	Substitute CG buttons for Navy buttons for both men and women.
Blue Evening Trousers	For men.
Blue Formal Skirt/Slacks	For women: skirt or slacks optional.
White Shirt	Men: soft pleated long sleeve or standard long sleeve optional. Women: soft pleated long sleeve.
Tie	Men: black bow tie. Women: black formal dress necktie.
Gold Cummerbund	Men and women.
Small Medals	Worn 3" below left lapel notch. Women: 1/3 of distance between shoulder & bottom hem of jacket.
Miniature Qualification Insignia, Devices, and Small Identification Badges	
White Gloves	At prescribing officers discretion.
White Suspenders	Optional for men.
Black Socks or Hosiery	Socks are worn with oxfords, hosiery with pumps or flats.
Black Oxford Shoes	Oxfords are worn with trousers for men.
Black Pumps or Flats	Pumps or flats are worn with formal dress skirt or slacks for women.
Head Gear	Combination cap for men or women; tiara optional for women.
Occasions for Wear (After 6:00 P.M.)	Official winter evening functions when civilians wear black tie with tuxedos and almost any formal event such as formal dances, formal wedding guest, theater, opera, receptions, etc. Prescribed for O-4 and above. Optional for O-3 and below.


3.B.3. Dinner Dress White Jacket

Men




Women

Item composing uniform	Comment
Dinner Dress White Jacket	
Dress Coat Buttons	Substitute CG buttons for Navy buttons for both men and women.
Shoulder boards	Hard shoulder boards.
Blue Evening Trousers	For men.
Blue Formal Skirt/Slacks	For women: skirt or slacks optional.
White Shirt	Men: soft pleated long sleeve or standard long sleeve optional. Women: soft pleated long sleeve.
Tie	Men: black bow tie. Women: black formal dress necktie.
Gold Cummerbund	Men and women.
Small Medals	Men: worn 3" below left lapel notch. Women: 1/3 of distance between shoulder & bottom hem of jacket.
Miniature Qualification Insignia, Devices and Small Identification Badges	
White Gloves	At prescribing officers discretion.
White Suspenders	Optional.
Black Socks or Hosiery	Socks are worn with oxfords, hosiery with pumps or flats.
Black Oxford Shoes	Oxfords are worn with trousers for men.
Black Pumps or Flats	Pumps or flats are worn with formal dress skirt or slacks for women.
Head Gear	Combination cap for men or women; tiara optional for women.
Occasions for Wear (After 6:00 P.M.)	Official summer evening functions when civilians wear black tie with tuxedos and almost any formal event such as formal dances, formal wedding guest, theater, opera, receptions, etc. Prescribed for O-4 and above. Optional for O-3 and below.


3.B.4. Dinner Dress Blue

Men




Women

Item composing uniform	Comment
SDB Jacket	
Long Trousers	
Skirt	Optional for women.
White Shirt	Long sleeve.
Shoulder boards/Collar Insignia	None.
Tie	Men: black bow tie. Women: black tab tie.
Small Medals	Worn over left pocket.
Miniature Qualification Insignia	
Miniature Devices	
Small Identification Badges	
White Gloves	
Black Socks or Hosiery	Socks are worn with oxfords, hosiery with oxfords or pumps.
Black Oxford Shoes, Pumps, Or Flats	Oxfords are worn with trousers and pumps or flats with skirt for women.
Black Belt with Brass Buckle	With trousers.
Head Gear	Combination cap.
Occasions for Wear	Official winter functions where civilians wear black tie such as dinners, dances, receptions, weddings, ceremonies, etc. (Not as formal as Formal Evening Dress or Dinner Dress Jackets.)

3.B.5. Dinner Dress White

Men



Women

Item composing uniform	Comment
Service Dress White Jacket	
Dress Coat Buttons	Substitute CG buttons for Navy buttons for both men and women.
Shoulder boards	Hard shoulder boards.
Collar Insignia	No collar insignia.
White Trousers	
White Skirt	Optional for women.
White Shirt	Men: long sleeve. Women: long or short sleeve.
Tie	Women: black tab tie.
Small Medals	Worn over left pocket.
Miniature Qualification Insignia	
Miniature Devices	
Small Identification Badges	
White Gloves	At prescribing officers discretion.
White Belt with Brass Buckle	
White Socks or Hosiery	Socks are worn with oxfords, hosiery with pumps.
White Oxford Shoes	Oxfords are worn with trousers for men.
White Oxford Shoes or Pumps	Oxfords or pumps are worn with either trousers or skirt for women.
Head Gear	Combination cap.
Occasions for Wear (Officers only)	Official summer functions where civilians wear black tie such as dinners, dances, receptions, weddings, ceremonies, etc. (Not as formal as Formal Evening Dress or Dinner Dress Jackets.)

3.B.6. Full Dress Blue

Men




Women

Item composing uniform	Comment
SDB Jacket	
Long Trousers	Men or women.
Skirt	Optional for women if no sword worn.
White Shirt	Long sleeve.
Collar Insignia/Shoulder-boards	None.
Tie	Men: Four-in-hand tie. Women: Blue tab tie.
Large Medals	Worn over left pocket.
Ribbons w/o Corresponding Medals	Worn over right pocket.
Qualification Insignia	
Full Size Devices	
Full Size Identification Badges	
White Gloves	
Sword	Worn with sword belt. Women must wear trousers when sword is worn. Senior officer may prescribe certain individuals to not wear sword if considered inappropriate or undesirable.
Black Socks or Hosiery	Socks are worn with oxfords, hosiery with pumps.
Black Oxford Shoes	Oxfords are worn with trousers for men.
Black Oxford Shoes or Pumps	Oxfords or pumps are worn with either trousers or skirt for women.
Black Belt with Brass Buckle	
Head Gear	Combination cap.
Occasions for Wear	Worn year-round when assuming or relinquishing command: participating in Change of Command ceremonies: official visits with honors, occasions of state, ceremonies, weddings, solemnities.


3.B.7. Full Dress White

Men




Women

Item composing uniform	Comment
SDW Jacket	
White Trousers	
White Skirt	For women.
White Shirt	For women, long or short sleeve.
Shoulder-boards	Hard shoulder boards.
Collar Insignia	No collar insignia.
Tie	Women: blue tab tie.
Large Medals	Worn over left pocket.
Ribbons w/o Corresponding Medals	Worn over right pocket.
Qualification Insignia	
Full Size Devices	
Full Size Identification Badges	
White Gloves	
Sword	Worn with sword belt. Women must wear trousers when sword is worn. Senior officer may prescribe certain individuals to not wear sword if considered inappropriate or undesirable.
White Socks or Hosiery	Socks are worn with oxfords, hosiery with pumps.
White Oxford Shoes	Oxfords are worn with trousers for men.
White Oxford Shoes or Pumps	Oxfords or pumps are worn with either trousers or skirt for women.
White Belt with Brass Buckle	
Head Gear	Combination cap.
Occasions for Wear (Officers only)	Official summer or tropical uniform when assuming or relinquishing command participating in Change of Command ceremonies, official visits with honors, occasions of state, ceremonies, weddings, and solemnities.

3.B.8. Service Dress Blue (Bravo)

Men




Women

Item composing uniform	Comment
SDB Jacket	
Long Trousers	Men or women.
Skirt	Optional for women.
Light Blue Shirt	Long or short sleeve.
Collar Insignia	Enlisted only. Worn on Light Blue Shirt. See 3.D.2.a.
Shoulder Boards	Worn on Light Blue shirt.
Tie	Men: four-in-hand tie. Women: blue tab tie.
Nametag	Worn over right pocket.
Ribbons	Worn over left pocket.
Qualification Insignia	
Miniature Devices	
Full Size Identification Badges	
Black Socks or Hosiery	Socks are worn with oxfords, hosiery with pumps.
Black Oxford Shoes	Oxfords are worn with trousers for men.
Black Oxford Shoes or Pumps	Oxfords or pumps are worn with either trousers or skirt for women.
Black Belt with Brass Buckle	
Head Gear	Combination cap or garrison cap.
Occasions for Wear	Worn year-round by all personnel for all business and social occasions where civilian equivalent is coat and tie.

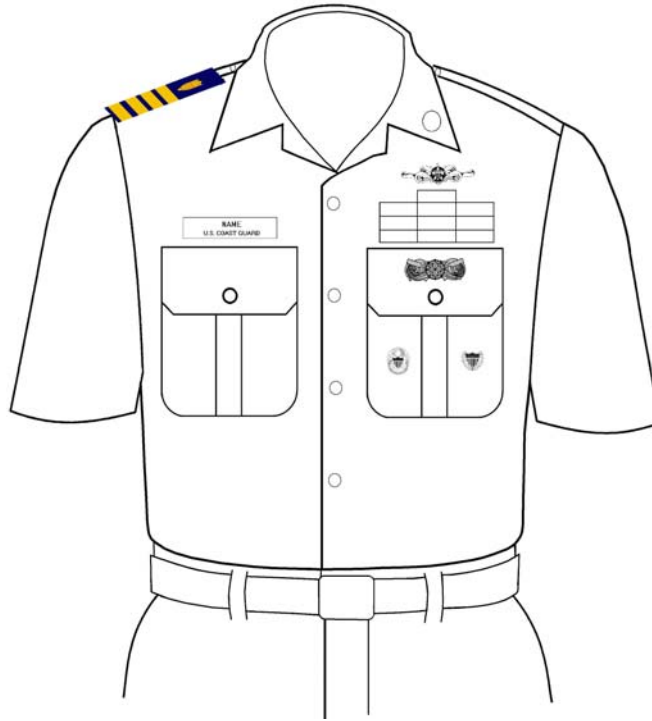
3.B.9. Service Dress White

Men




Women


Item composing uniform	Comment
SDW Jacket	
White Trousers	
White Skirt	Optional for women.
White Shirt	For women, long or short sleeve.
Shoulder-boards	Hard shoulder boards.
Collar Insignia	No collar insignia.
Tie	Women: blue tab tie.
Nametag	Worn over right pocket.
Ribbons	Worn over left pocket.
Qualification Insignia	
Miniature Devices	
Full Size Identification Badges	
White Gloves	
White Socks or Hosiery	Socks are worn with oxfords, hosiery with pumps.
White Oxford Shoes	Oxfords are worn with trousers for men.
White Oxford Shoes or Pumps	Oxfords or pumps are worn with either trousers or skirt for women.
White Belt with Brass Buckle	
Head Gear	Combination cap.
Occasions for Wear (Officers only)	Official summer or tropical uniform for official, business, social functions and ceremonies when senior officer wishes to pay special honor to the occasion, parades, reviews, evening socials.

3.B.10. Tropical Blue Long

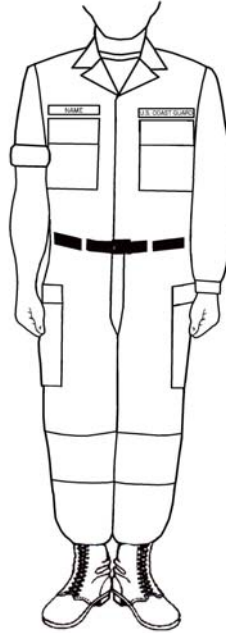
Item composing uniform	Comment
Light Blue Shirt	Short sleeve.
Long Trousers	
Skirt	Optional for women.
Shoulder boards/Collar Insignia	Required for officers/enlisted.
Nametag	Worn over right pocket.
Ribbons	Worn over left pocket.
Qualification Insignia	
Miniature Devices	
Identification Badges	See Chapter 3.E.3. of this Manual.
Black Socks or Hosiery	Socks are worn with oxfords, women may wear hosiery with oxfords or pumps.
Black Oxford Shoes	Oxfords are worn with trousers for men.
Black Oxford Shoes or Pumps	Oxfords or pumps are worn with either trousers or skirt for women.
Black Belt with Brass Buckle	
Head Gear	Combination cap, garrison cap, or ball cap.
Occasions for Wear	Worn year-round at all occasions where coat and tie are not required or expected.

3.B.11. Winter Dress Blue

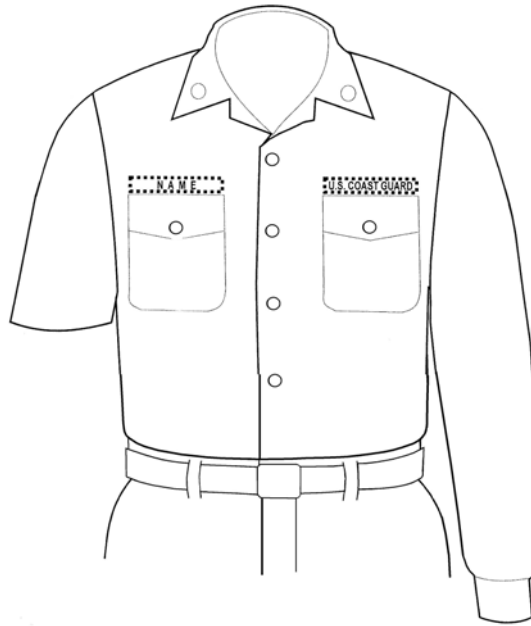
Item composing uniform	Comment
Dark Blue Dress Shirt	Long sleeve. Also called CPO shirt.
Long Trousers	
Skirt	Optional for women.
Collar Insignia	Required.
Tie	Blue four-in-hand for men and women.
Nametag	Worn over right pocket.
Ribbons	Worn over left pocket.
Qualification Insignia	
Miniature Devices	
Identification Badges	See Chapter 3.E.3. of this Manual.
Black Socks or Hosiery	Socks are worn with oxfords, hosiery with pumps.
Black Oxford Shoes	Oxfords are worn with trousers for men.
Black Oxford Shoes or Pumps	Oxfords or pumps are worn with either trousers or skirt for women.
Black Belt with Brass Buckle	
Head Gear	Combination cap, garrison cap, or ball cap.
Occasions for Wear (Optional until inventories are depleted or shirt unserviceable.)	Worn in lieu of Service Dress Blue Bravo to compensate for climate variation. May not be worn to functions that civilians would wear coat and tie.

3.B.12. Undress Blue

Item composing uniform	Comment
Light Blue Shirt	Short or long sleeve.
Work Trousers	Shorts may be authorized in hot climates.
Collar Insignia	Required for E-4 and above.
Nametag	Required.
Qualification Insignia	One insignia authorized.
Miniature Devices	Authorized only for incumbent or past COs and OinCs.
Identification Badge	Authorized for incumbent only. See Chapter 3.E.3. of this Manual.
Black Socks	
Shoes	Safety boots, black oxfords, or boat shoes may be prescribed.
Black Belt with Brass Buckle	
Head gear	Garrison cap or ball cap.
Occasions for Wear (Uniform will become obsolete when ODU is issued.)	Authorized for wear when commuting, including brief stops for gas and drive-thru business. It is not a liberty uniform.

3.B.13. Operational Dress Uniform (ODU)

Item composing uniform	Comment
CG Blue ODU Top	Sleeves rolled up (accordion style, with only the cuff showing) or down.
ODU Trousers	Bloused with safety boots, straight with low-topped shoes or boat shoes.
CG Blue Crew Neck T-Shirt	
Collar Insignia	Metal insignia are standard. Sew-on cloth insignia are optional.
Nametape	Cloth nametape is sewn above right pocket. Velcro™ type nametape authorized as optional item. Direct embroidery on shirt is not authorized.
USCG ID Tape	Cloth tape with “U. S. Coast Guard” is sewn above left pocket. Velcro™ type tape authorized as optional item. Direct embroidery on shirt is not authorized.
Qualification Insignia	Most current authorized. A single embroidered insignia is authorized. Direct embroidery on shirt is not authorized.
Miniature Devices	Embroidered device is authorized for incumbent COs and OinCs. Metal is optional when not a safety issue.
Identification Badge	Authorized for incumbent only. See Chapter 3.E.3. of this Manual.
Black Socks	
Shoes	Safety boots. Low-topped shoes or boat shoes may be prescribed in specific cases or medical reasons.
Black Belt w/ Subdued Buckle	
Head Gear	Ball cap.
Occasions for Wear	Worn in any situation where any form of dress uniform is not required or more appropriate and while commuting, including brief stops for gas and drive-thru business. It is not a liberty uniform.

3.B.14. Working Blue

Item composing uniform	Comment
Dark Blue Work Shirt	Short or long sleeve.
Work Trousers	Shorts may be authorized in hot climates.
Collar Insignia	Metal is standard, Sew-on cloth insignia are optional.
Nametag	Optional, worn over right pocket, may be on embroidered tape.
USCG ID Tape	Worn over left pocket if embroidered nametape used.
Qualification Insignia	One embroidered tape authorized.
Miniature Devices	Authorized only for incumbent CO's and OinC's.
Identification Badge	Authorized for incumbent only. See Chapter 3.E.3. of this Manual
Black Socks	
Shoes	Safety boots, black oxfords, or boat shoes may be prescribed.
Black Belt with Brass Buckle	
Head gear	Garrison cap, or ball cap.
Occasions for Wear (Optional until inventories are depleted or items unserviceable.)	Worn in any situation where any form of dress uniform is not required or more appropriate and while commuting, including brief stops for gas and drive-thru business. It is not a liberty uniform.

3.C. Individual Uniform Items

3.C.1. Headgear

Personnel will wear headgear (be covered) when outdoors and during ceremonies held indoors when appropriate to the ceremony. Wear headgear squarely on the head, bottom edge horizontal. Hair will not be visible below the front brim or visor. Personnel visiting other military organizations will follow the customs for that organization. Personnel may remove their headgear when traveling inside any enclosed vehicle either on or off any CG Facility. The wear of headgear while in an enclosed vehicle may be appropriate during ceremonial occasions or may be required by the local regulations of other military services while on board their facilities. See the illustrations later in this Chapter for the proper configurations of CG headgear.

Item	Description	Related Information
COMBINATION CAPS <u>Insignia</u> See Section 3.D. for the wear of appropriate insignia.	<p>Men A military cap with a black visor; rigid standing front; flaring; circular rim, and a blue cap band and mount for attaching the large cap insignia. <u>Combination Cap Chin Straps</u> For all officers, chinstraps are 1/2 inch wide, faced with gold lace. For enlisted men the chinstraps are made of black patent leather or plastic, 1/2 inch wide with the chinstrap grommet positioned to the wearer's left. <u>Combination Cap Visor Ornamentation</u> For Flag Officers, the visor is covered in two rows of gold acorns and oak leaves along the entire width of the visor. For captains and commanders, the visor is covered in one row of gold acorns and oak leaves along the front.</p> <p>Women Consists of a stiffened oval crown with detachable white cover, a blue cap band that is 1-1/4 inches wide with integral mount for insignia, and a blue brim. The brim is rolled at the sides and flat in the front and back. Two blue streamers are attached to the band at the back. <u>Combination Cap Visor Ornamentation</u> Flag Officers wear a double row of oak leaves and acorns on the hatband. For Captains and Commanders, the hatband has one row of gold oak leaves and acorns.</p>	<p><u>Wear With</u></p> <ul style="list-style-type: none"> ◆ All Uniforms (Except ODU, and Working Blue) <p><u>Standard Covers</u> Standard Covers are detachable plain white cloth or vinyl covers worn on all Combination Caps over the crown framework in a smooth and wrinkle free manner.</p> <p><u>Rain Covers</u> Rain Covers are clear plastic with an elasticized bottom edge, and are optional for wear over the entire Combination Cap to protect it from water damage.</p>
GARRISON CAP <u>Insignia</u> See Table 3.D for the wear of appropriate insignia.	<p>A fore and aft style cap made of Coast Guard Blue serge fabric. Men and women wear the same style garrison cap. When cap is not worn, it is carried under the belt on the right side of the body with the Coast Guard insignia facing outward.</p>	<p><u>Wear With</u></p> <ul style="list-style-type: none"> ◆ Service Dress Blue Bravo ◆ Tropical Blue Long ◆ Winter Dress Blue ◆ Undress Blue ◆ Working Blue

Item	Description	Related Information
<p>WORKING BLUE & UNIT BALL CAPS</p> <p><u>Insignia</u> See Table 3.D. for the wear of appropriate insignia.</p>	<p><u>The standard issue Working Blue Ball Cap</u> Is a dark blue (generic navy blue or approximating Coast Guard blue) material. Rear adjusting tabs are authorized. Cap will have U. S. COAST GUARD permanently affixed in an arch across the front of the cap face in 1/2-inch yellow block type. The lettering shall be placed on the hat to allow proper placement of the required rank insignia or CG device. Officers O-5 and above may wear embroidered gold acorns and oak leaves (“scrambled eggs”) on ball cap visors.</p> <p><u>Unit Ball Caps</u> Are of the commercial ball cap type in the same approximate colors as the issue ball cap. Rear mesh panels and adjusting tabs are authorized. Unit name, location, and hull numbers may be permanently affixed to the front face of the cap allowing room for the required rank insignia or CG device as on the issue ball cap. No additional lettering, logos, or artwork is allowed. Lettering and “scrambled eggs” are as described for the issue ball cap.</p>	<p><u>Wear With</u></p> <ul style="list-style-type: none"> ◆ Undress Blue ◆ Operational Dress Uniform ◆ Working Blue <p>An option with Tropical Blue Uniforms as described below</p> <p><u>Ball Cap Wear Options</u> Commanding officers may authorize unit or standard issue CG blue ball caps for wear on board Coast Guard shore units, small boats, and vessels with the Tropical Blue Long uniform. Ball cap wear with Tropical Blue Long uniform is limited to the confines of the local unit and for commuting to and from work, including commuting from the wearer’s home unit to a remote work site. Do not wear ball caps with Tropical Blue Long uniform when a higher level of formality is appropriate.</p> <p><u>Unit Logos</u> Ball caps with specific unit logos may only be worn in uniform while attached to the unit to which the logo refers.</p> <p><u>Removal of Rank Insignia</u> Commanding officers may temporarily require the removal of rank insignia from ball caps if warranted by local circumstances.</p>
<p>COLD WEATHER CAP</p> <p><u>Insignia</u> See Table 3.D. for the wear of appropriate insignia.</p>	<p>This hat is an optional item for cold weather use only. It consists of ear and neck flaps, and straps with covered metal snap fasteners worn under the chin or over the top of the hat.</p>	<p><u>Wear With</u></p> <ul style="list-style-type: none"> ◆ Service Dress Blue ◆ Tropical Blue Long ◆ Winter Dress Blue ◆ Undress Blue ◆ Operational Dress Uniform ◆ Working Blue
<p>KNIT WATCH CAP</p> <p><u>Insignia</u> Not Worn</p>	<p>The knit watch cap is the approved Navy bell shaped, rib knit, pullover style design or commercial equivalent of knitted navy blue yarn.</p>	<p><u>Wear With</u> (under operational working conditions only)</p> <ul style="list-style-type: none"> ◆ Undress Blue ◆ Operational Dress Uniform ◆ Working Blue
<p>TIARA (Women only)</p> <p><u>Insignia</u> Not Worn</p>	<p>The tiara consists of a small crescent shaped headpiece that fits over the crown of the head. The tiara is made of black velvet. For O-5 and above, it will have the Officer Eagle hat emblem and scrambled egg visor ornamentation embroidered on the sides of the device as is worn on the combination cap. For all other officers, it will be embroidered with the Officer Eagle only. For enlisted, the tiara will be unadorned.</p>	<p><u>Wear With</u></p> <ul style="list-style-type: none"> ◆ Formal Dress Blue ◆ Dinner Dress Jacket <p>Tiaras are a special order item through Vanguard. (West Coast 1-800-433-1334 or East Coast 1-800-221-1264).</p>

3.C.2. Undergarments

All personnel will wear undergarments while in uniform of such color and style as to minimize showing through outer clothing and to preserve the dignity and appearance of the uniform. The white undershirts are plain white cotton or cotton/polyester material with quarter length sleeves and a V-neck for wear with all open collar uniforms. Coast Guard blue crew neck t-shirts are 100% cotton and are worn with the Operational Dress uniform. Insulated undershirts have a rounded neck and long sleeves, are navy blue or white, and may be worn only with a long sleeve shirt. Insulated undershirts may be worn with the Coast Guard blue work shirt or ODU shirt for cold weather use. Undershirts are required for men. Women are authorized the optional wear of an undershirt in addition to the required undergarments. The manner of wearing is the same as prescribed for men.

During high heat conditions, either outdoors or indoors, a command is authorized to relax the Uniform Regulations, authorizing removal of working blue shirts or ODU shirts for temporary heat stress relief. Women are authorized to wear Coast Guard blue crew-neck T-shirts in this situation.

3.C.3. Shirts

Item	Description	Related Information
WORKING BLUE SHIRT <u>Insignia</u> See Section 3.D. for the wear of appropriate insignia. (Optional until inventories depleted or item unserviceable.)	The Working Blue shirt is Coast Guard blue, with an open-notched lapel collar forming a V-neck. It has one patch pocket with button flap closure on each side of the shirtfront. This shirt has both long and short (quarter length) sleeved versions.	<u>Wear With</u> <ul style="list-style-type: none"> ♦ Utility Trousers The Working Blue Shirt is different from the “Winter Dress Blue (CPO) shirt”, and these shirts are <u>not</u> interchangeable.
OPERATIONAL DRESS UNIFORM (ODU) TOP <u>Insignia</u> See Section 3.D. for the wear of appropriate insignia.	The ODU top is a Coast Guard blue variation of the Battle Dress Uniform (BDU). It has two flap closure pockets on each side of the chest and a flap covering the buttons. It is worn tucked into the trousers. Sleeves may worn long or rolled neatly and evenly to the width of the cuff to the mid bicep portion of the upper arm. Sleeves are rolled accordion fashion, so as to leave the outer cuff and button showing on the surface of the roll. Start by folding cuff over itself creating a neat fold up to the armpit. Fold sleeve up again, but this time leave about 3” of the first fold exposed. Finally, pull the cuff back down over the entire fold. The 3” cuff is exposed, stopping at about 2” above the elbow. Folds will vary based on the size and length of the arm.	<u>Wear With</u> <ul style="list-style-type: none"> ♦ Operational Dress Uniform Local commands may authorize temporary removal of the blouse during high heat situations. The T-shirt remains tucked into the trousers.

Item	Description	Related Information
<p>LIGHT BLUE SHIRT</p> <p><u>Insignia</u> See Section 3.D. for the wear of appropriate insignia.</p>	<p><u>Men</u> The short and long sleeve shirt has a six or seven button front closure, a soft stand-up collar with stays, two-button cuff closure (on long sleeve shirt), shoulder epaulets, and one patch pocket with flap and button closure on each side of the shirtfront.</p> <p><u>Women</u> The short and long sleeve shirt has a fly front covering the six or seven button closure (right over left), a soft stand-up collar with stays, two button cuff closure (on long sleeve shirt), shoulder epaulets, a pleated patch pocket with button flap closure on each front panel. The previous style women's shirt (with a soft stand-up collar with stays, shoulder epaulets, a pleated patch pocket with button flap closure on each front panel, and dual length long sleeves with a two button cuff closure for adjustments) remains authorized for wear until 30 September 2004.</p>	<p><u>Wear With</u></p> <ul style="list-style-type: none"> ◆ Service Dress Blue Bravo ◆ Tropical Blue Long ◆ Undress Blue <p><u>Shirt Material and Color</u> The men's and women's shirts are made of the same material and color as the Air Force light blue shirts.</p> <p><u>Military Creases</u> Optional</p>
<p>WINTER DRESS BLUE (CPO) SHIRT</p> <p><u>Insignia</u> See Section 3.D. for the wear of appropriate insignia. (Optional until inventories depleted or item unserviceable.)</p>	<p>The Winter Dress Blue (CPO) shirt is a button front shirt of Coast Guard Blue material closely matching the CG Service Dress Blue trousers. The shirt has a stand-up collar with stays, long sleeves with two button cuff closure to adjust sleeve fit, and one patch pocket with flap and button closure on each side of the shirt front.</p>	<p><u>Wear with</u></p> <ul style="list-style-type: none"> ◆ Service Dress Blue Trousers ◆ Service Dress Blue Skirt <p><u>Military Creases</u> Optional</p>
<p>WHITE SHIRT</p> <p><u>Insignia</u> Not Worn</p>	<p><u>Men</u> <u>Standard White Shirt</u> A plain conventional designed shirt, buttoning down the front with a minimum of six buttons. The shirt has long sleeves with one or two button cuff, a stand-up collar, and one breast patch pocket on the left front.</p> <p><u>Dinner Dress White Shirt</u> A soft fronted shirt with 6 to 7 pearl colored buttons and small pleats down the front. The shirt may be worn with gold shirt studs and gold cuff links.</p>	<p><u>Wear With</u></p> <ul style="list-style-type: none"> ◆ Dinner Dress Blue ◆ Optional with Dinner Dress Blue Jacket or White Jacket Uniforms ◆ Full Dress Blue <p><u>Wear With</u></p> <ul style="list-style-type: none"> ◆ Dinner Dress Jacket Uniforms

Item	Description	Related Information
WHITE SHIRT (CONT)	<p><u>The Formal Shirt</u> A stiff-bosomed plain or pique white dress shirt without pleats with a wing collar. Wear the shirt with gold cuff links and gold shirt studs.</p> <p>Women <u>Standard White Shirt</u> A plain conventional designed shirt, buttoning down the front. The shirt has long sleeves with one or two button cuff or short sleeves, and a stand-up collar. Pockets are authorized on the shirtfront but are not required.</p>	<p><u>Wear With</u></p> <ul style="list-style-type: none"> ◆ Formal Dress Uniform <p><u>Wear With</u></p> <ul style="list-style-type: none"> ◆ Dinner Dress Blue ◆ Dinner Dress White ◆ Full Dress Blue
	<p><u>Formal White Shirt</u> A soft fronted shirt with 6 to 7 pearl colored buttons and small pleats down the front. The shirt may be worn with gold shirt studs and gold cuff links. Gold cuff links with the Coast Guard emblem or rank insignia are authorized. The old style formal white shirt with a ruffled front may be worn as an optional item until no longer serviceable.</p>	<p><u>Wear With</u></p> <ul style="list-style-type: none"> ◆ Formal Dress Uniform ◆ Dinner Dress Jacket Uniforms

3.C.4. Neckties

Item	Description	Related Information
STANDARD FOUR-IN-HAND NECKTIE	The standard necktie is a CG blue, four-in-hand style necktie not exceeding 2 ¼ inches in width of either hand tied or clip on type.	<p><u>Wear With</u></p> <ul style="list-style-type: none"> ◆ Full Dress Blue ◆ Service Dress Blue (Bravo) ◆ Winter Dress Blue (Men & Women) <p>The standard necktie may have a Windsor, double Windsor, or a four-in-hand knot. A tie tack or tie clasp may be worn.</p>
BLACK OR WHITE BOW TIES (Men only)	The black or white bow ties are of a plain style with squared ends. Bow ties may be hand tied or a clip on type, approximately 4 ½ inches wide.	<p><u>Wear Black Bow Ties With</u></p> <ul style="list-style-type: none"> ◆ Dinner Dress Blue Jacket ◆ Dinner Dress White Jacket ◆ Dinner Dress Blue <p><u>Wear White Bow Ties With</u></p> <ul style="list-style-type: none"> ◆ Formal Dress Uniform

Item	Description	Related Information
CG BLUE OVERLAPPING TAB TIE (Women only)	The tab tie is Coast Guard blue. The front portion of the necktie is comprised of two tabs joined together and overlapping to form a V-shaped opening at the shirt collar.	<u>Wear With</u> <ul style="list-style-type: none"> ◆ Full Dress Blue ◆ Full Dress White ◆ Service Dress Blue (Bravo) ◆ Service Dress White <u>Manner of Wear</u> The tie is fastened at the back of the neck under the shirt collar. The outer edges should be parallel to the outer edges of the collar. An equal amount of the overlapping tabs should show on each side of the collar.
BLACK TAB TIES (Women only)	<p>The black tab tie is the same design as the women's CG blue tab tie.</p> <p>The Navy's old style black bow tie (pre-tied) is an authorized option to the black tab tie.</p>	<u>Wear With</u> <ul style="list-style-type: none"> ◆ Dinner Dress Blue ◆ Dinner Dress White <u>Manner of Wear</u> Same as CG Tab Tie.
BLACK FORMAL DRESS NECKTIE (Women only)	The black formal dress necktie consists of a small crescent-shaped black velvet ribbon. When the formal shirt is bought from the Navy Exchange System, the tie that is included with the shirt is an authorized tie.	<u>Wear With</u> <ul style="list-style-type: none"> ◆ Formal Dress Uniforms ◆ Dinner Dress White Jacket ◆ Dinner Dress Blue Jacket ◆ <u>Manner of Wear</u> Wear under the collar with the front slightly above the top of the shirt.

3.C.5. Service Dress Coats and Jackets

Item	Description	Related Information
SERVICE DRESS BLUE COAT <u>Insignia</u> See Section 3.D. for the wear of appropriate insignia.	<p>Men</p> <p>A single-breasted coat with notched lapels and a roll collar. It is semi-fitted and of conventional length. The coat will have four patch pockets with flap closures; one on each breast and hip. Each pocket flap has a 22-1/2-ligne Coast Guard gilt button attached. The front of the coat closes using four 35-ligne Coast Guard gilt buttons down the right fore part.</p>	<u>Wear With</u> <ul style="list-style-type: none"> ◆ Dinner Dress Blue ◆ Full Dress Blue ◆ Service Dress Blue (Bravo) <u>Manner of Wear</u> When wearing a Service Dress Coat, Service Dress Trousers or Skirt of matching material and closely matching color must be worn. Officers' coats will have a sword slit over the left hip.

Item	Description	Related Information
SERVICE DRESS BLUE COAT (CONT)	<p><u>Women</u> A single-breasted coat, semi-fitted, square bottomed front with a notched collar/lapel, side body panels, and two-piece back covering the buttock area. It has two top pocket flaps, one on each front panel for alignment of ribbons and nametag and two set-in lower pockets with flaps. Each flap has a 23-ligne CG gold button. The coat fronts close with three 28-ligne Coast Guard gold buttons.</p>	
SERVICE DRESS WHITE COAT (Officers Only) <u>Insignia</u> See Section 3.D. for the wear of appropriate insignia.	<p><u>Men</u> The coat is single breasted, formfitting, of a conventional length with a stand-up collar. The coat has a patch pocket with flap closure on each breast. Each flap closure has a 22 ½-ligne CG gold button attached. The coat front fastens with five 35-ligne detachable CG gold buttons on the right forepart.</p> <p><u>Women</u> The coat is single breasted, formfitting, of a conventional length. The collar is rounded with overlying half peaked lapels. The coat has one welt left breast pocket. The coat front closes with four 35-ligne CG gold buttons.</p> <p>Women may wear the previous style coat with two breast pocket flaps as long as the coat remains serviceable.</p>	Wear With <ul style="list-style-type: none"> ◆ Dinner Dress White ◆ Full Dress White ◆ Service Dress White Coats will have a sword slit over the left hip.
FORMAL/ DINNER DRESS BLUE JACKET <u>Insignia</u> See Section 3.D. for the wear of appropriate insignia.	<p><u>Men</u> The jacket is a semi-peaked jacket with narrow lapels and the back tapered to a point, made from authorized navy blue (black) fabric. There will be three 28-ligne Coast Guard gilt buttons down each forepart and is secured with two 28-ligne CG gold buttons with a link chain closure.</p> <p><u>Women</u> The jacket is bolero style and has a narrow shawl collar. There are three 22-1/2-ligne CG gold buttons down each side of the front, without front closure. Two 28-ligne CG gold buttons with a link chain closure is optional.</p>	Wear With <ul style="list-style-type: none"> ◆ Formal Dress Uniform ◆ Dinner Dress Blue Jacket Older versions are closed by buttons placed inside each front facing secured with an elastic double loop closure.

Item	Description	Related Information
<p>DINNER DRESS WHITE JACKET</p> <p><u>Insignia</u> See Section 3.D. for the wear of appropriate insignia.</p>	<p><u>Men</u> The jacket is semi-peaked with narrow lapels with the back tapered to a point, and loops for shoulder boards. There are two 35-ligne CG gold buttons down each side of the front, with a front closure held together by two 28-ligne CG gold buttons with a link approximately 3/4 inch long.</p> <p><u>Women</u> The jacket is bolero style and has a narrow shawl collar. There are three 22-1/2-ligne CG gold buttons down each side of the front, without front closure. Women are authorized to add to the Dinner Dress White Jacket a closure device identical to that used on the men's Dinner Dress Blue Jacket. The buttons for the device will be attached to the inside of each front jacket flap and located so as to allow for even closure of the jacket.</p>	<p><u>Wear With</u></p> <ul style="list-style-type: none"> ◆ Dinner Dress White Jacket

3.C.6. Trousers and Skirts

For women, Service Dress skirts and trousers are equivalent items that may be worn interchangeably with the following unless specifically prescribed:

- ◆ Service Dress Blue (Bravo)
- ◆ Service Dress White
- ◆ Full Dress Blue
- ◆ Full Dress White
- ◆ Dinner Dress Blue and White
- ◆ Tropical Blue Long
- ◆ Winter Dress Blue
- ◆ Maternity Dress Blue Uniforms

To facilitate personal safety, women shall not wear skirts, on military ships, cutters, boats, or aircraft. Skirts may be authorized by the command for permanently assigned personnel during special occasions such as receptions and open house when it would not violate principles of safety or decorum or would not cause embarrassment to the wearer.

Women who are participants in official military formations (such as change of command ceremonies, award ceremonies, or other occasions) that may require long periods of standing in place shall wear trousers. Trousers shall be worn if a sword is worn. Skirts or trousers may be prescribed for personnel inspections when the inspections are not held as part of any other ceremony or activity and are not of long duration.

When not otherwise required or prescribed, an individual Coast Guard woman may choose to wear either the skirt or trousers at her option.

Item	Description	Related Information
WORKING BLUE (UTILITY) TROUSERS (Optional until inventories depleted or item unserviceable.)	The Working Blue (Utility) trousers are made of cotton/polyester blend, wash and wear material in Coast Guard blue with a zipper front closure, belt loops, two diagonal inset front pockets, two inset rear pockets, and no cuffs.	<u>Wear With</u> <ul style="list-style-type: none"> ◆ Undress Blue ◆ Working Blue (Utility) <p>Women are authorized to wear the men's trousers.</p>
OPERATIONAL DRESS UNIFORM (ODU) TROUSERS	ODU trousers are a CG blue variation of the Battle Dress Uniform (BDU). They have two hip pockets, two back pockets with flaps, and two expandable cargo pockets with flaps. Trouser waist is adjustable. They are bloused above the boot tops when worn with high-topped (8 - 10 inch high) black safety-toe boots. Elasticized or Velcro™ type blousing bands may be used. Blousing bands should not be visible. May be worn straight leg fashion when low-topped shoes or boat shoes are required.	<u>Wear With</u> <ul style="list-style-type: none"> ◆ Operational Dress Uniform

Item	Description	Related Information
SERVICE DRESS TROUSERS	<p><u>Men</u> Service Dress trousers will be of a conventional plain dress trouser design in Coast Guard blue with a zipper front closure, belt loops, two diagonal inset front pockets, two inset rear pockets, and no cuffs.</p>	<p><u>Wear With</u></p> <ul style="list-style-type: none"> ◆ Dinner Dress Blue ◆ Full Dress Blue ◆ Service Dress Blue (Bravo) ◆ Tropical Blue Long ◆ Winter Dress Blue <p>The Standard SDB trousers are made from medium weight Polyester/Wool blend serge weave fabric. Optional trousers may be made from tropical weight Polyester/ Wool blend fabric, heavyweight all wool fabric, or wash and wear fabric that is certified as acceptable for CG wear.</p> <p>When the Service Dress coat and Service Dress trousers are worn together, both must be of the same material.</p> <p>Women are authorized to wear the men's Service Dress trousers.</p>
	<p><u>Women</u> Service Dress trousers will be made of the same material and color as the dress coat. They will have two pleats on each front panel and two darts on each back panel, quarter top pockets on each front, a slide fastener fly front (right over left) with a hook and eye waistband closure, five belt loops, and straight legs.</p>	
SERVICE DRESS WHITE TROUSERS (Officers only)	The White Dress trousers are of a conventional design and of the same material and color as the Service Dress White coat.	<p><u>Wear With</u></p> <ul style="list-style-type: none"> ◆ Full Dress White ◆ Dinner Dress White ◆ Service Dress White
BLUE EVENING DRESS TROUSERS	<p><u>Men</u> The Blue Evening Dress trousers will be navy blue (black), with high waist, of plain design, and without back pockets.</p>	<p><u>Wear With</u></p> <ul style="list-style-type: none"> ◆ Formal Dress ◆ Dinner Dress Blue Jacket ◆ Dinner Dress White Jacket
BLUE FORMAL SLACKS	<p><u>Women</u> The Blue Formal slacks are navy blue (black) plain, with high waist, straight legs, fore and aft creases, and left side zipper.</p>	<p><u>Wear With</u></p> <ul style="list-style-type: none"> ◆ Formal Dress Blue ◆ Dinner Dress Blue Jacket ◆ Dinner Dress White Jacket

Item	Description	Related Information
SERVICE DRESS BLUE SKIRT	The Service Dress Blue skirt is a Coast Guard blue straight style, one panel front with four pleats (two on each side) and quarter top pockets, two panel back with two darts on each panel, and a kick pleat at the bottom of the back. It has a waistband with a button/buttonhole; slide fastener closure at center back. It is fully lined with a slit at kick pleat opening.	<u>Wear With</u> <ul style="list-style-type: none"> ◆ Dinner Dress Blue ◆ Full Dress Blue ◆ Service Dress Blue (Bravo) ◆ Tropical Blue Long ◆ Winter Dress Blue <p>Fabrics are the same as described for Service Dress Blue trousers</p> <u>Skirt Length</u> When hemming the skirt, finish the bottom of the skirt with a 2 to 3 inch hem parallel to the floor. The skirt hemline will fall no higher than the crease in the back of the knee or lower than 3 inches below the crease in the back of the knee.
SERVICE DRESS WHITE SKIRT (Officers Only)	The White Dress skirt is a plain six-gored skirt of conventional sweep with two inset pockets in the upper part of the front. The skirt will be the same material and color as that of the dress coat.	<u>Wear With</u> <ul style="list-style-type: none"> ◆ Service Dress White <u>Skirt Length</u> When hemming the skirt, finish the bottom of the skirt with a 2 to 3 inch hem parallel to the floor. The skirt hemline will fall no higher than the crease in the back of the knee or lower than 3 inches below the crease in the back of the knee.
BLUE FORMAL SKIRT	The Formal Skirt is navy blue (black) plain six gored, floor length, and have the same material as the jacket. It may have an optional slit at both side seams reaching no higher than mid-calf.	<u>Wear With</u> <ul style="list-style-type: none"> ◆ Formal Dress Blue ◆ Dinner Dress Blue Jacket ◆ Dinner Dress White Jacket <u>Skirt Length</u> When hemming the skirt, finish the bottom of the skirt with a 2 to 3 inch hem parallel to the floor. The skirt hemline will be floor length or no more than 1 to 1 ½ inches off the floor.

3.C.7. Belts and Belt Buckles

Wear belts with all trousers and skirts that have belt loops.

Item	Description	Related Information
BLACK BELT	The black belt is made of black webbing with an attached brass or brass colored clip end (metal tip).	<u>Wear With</u> <ul style="list-style-type: none"> ◆ Dress Blue Trousers ◆ Undress Trousers ◆ ODU Trousers ◆ Working Blue Trousers
WHITE BELT	The white belt is made of white webbing with a brass or brass colored clip end (metal tip).	<u>Wear With</u> <ul style="list-style-type: none"> ◆ White Dress Trousers ◆ White Dress Skirt
BRASS BELT BUCKLE	The standard belt buckle is unadorned brass or brass colored metal. It is worn with black and white belts.	<u>Wear With</u> <ul style="list-style-type: none"> ◆ Dress Blue Trousers ◆ White Dress Trousers ◆ White Dress Skirt ◆ Undress Trousers ◆ Working Blue Trousers
BLACK SUBDUED BUCKLE	The belt buckle is a subdued black brass open-frame buckle designed to reduce reflection. It is worn on a black belt.	<u>Wear With</u> <ul style="list-style-type: none"> ◆ ODU Trousers

Manner of Wear For Standard Brass Buckle:

Men

Wear the buckle so that the belt clip end (metal tip) touches the wearer's LEFT side of the buckle. Align the right side of the buckle with the opening of the shirt and opening of the fly, forming a straight line.

Women

Wear the buckle so that the belt clip end touches the wearer's RIGHT side of the buckle. Align the left side of the buckle with the opening of the shirt forming a straight line. If men's trousers are worn, align the left side of the buckle with the opening of the shirt and position the fly of the trousers to present a neat appearance.



Men's Buckle alignment




Women's Buckle alignment

Manner of Wear For Subdued Black Belt and Buckle:

The black belt is worn with a subdued black open-faced buckle as used by the USMC. The belt and buckle will be oriented in the same manner as the men's standard CG belt for both men and women. The metal belt tip will extend past the buckle between 2 to 4 inches.

3.C.8. Formalwear

Item	Description	Related Information
CUMMERBUND	<p>Men The cummerbund is made of gold acetate satin. It has pleats and measures 5 inches wide. When wearing the cummerbund, the pleat openings face upward.</p>	<p><u>Wear With</u></p> <ul style="list-style-type: none"> ◆ Dinner Dress Blue Jacket ◆ Dinner Dress White Jacket
	<p>Women The cummerbund is made of gold acetate satin. It has pleats and measures 3 ½ inches wide. When wearing the cummerbund, the pleat openings face upward.</p>	<p><u>Wear With</u></p> <ul style="list-style-type: none"> ◆ Formal Dress Blue ◆ Dinner Dress Blue Jacket ◆ Dinner Dress White Jacket ◆
<p>WAISTCOAT (Men Only)</p>  <p>Waistcoat shown under Dinner Dress Blue Jacket</p>	<p>Made of white, conservatively woven pique, or other suitable material, with set-in lapel of same fabric as vest, and single-breasted with a welted pocket in each front section. Closure is by three 22-1/2-line CG gold buttons on right front.</p>	<p><u>Wear With:</u></p> <ul style="list-style-type: none"> ◆ Formal Dress Blue

3.C.9. Shoes and Socks

Shoes are made of smooth leather, combinations of synthetic materials and leather meeting applicable standards, or a high gloss synthetic leather substitute. Shoes with high gloss synthetic upper portions (generally known as Corfams™) will not be worn aboard Coast Guard vessels or aircraft unless specifically authorized by the commanding officer for short-term temporary uses.

Item	Description	Related Information
DRESS SHOES Note: White shoes are for officers, and are worn with white uniforms only	<p><u>Men - Oxfords</u> The men's dress shoe is made of smooth black or white leather or a synthetic substitute of the lace-up plain oxford style. They will have heels, no higher than one inch and be of low cut plain style without decoration. There will be no stitching or seams across the toe. The sole edges, heels, and laces must be the same color as the shoe.</p>	<p><u>Wear Black Shoes With</u></p> <ul style="list-style-type: none"> ◆ Formal Dress ◆ All Dinner Dress Uniforms ◆ Full Dress Blue ◆ Service Dress Blue (Bravo) ◆ Tropical Blue Long ◆ Undress Blue ◆ Operational Dress Uniform ◆ Working Blue <p><u>Wear White Shoes With</u></p> <ul style="list-style-type: none"> ◆ Full Dress White ◆ Service Dress White
	<p><u>Women - Oxfords</u> Are smooth black or white leather or a synthetic leather substitute. They are a lace-up plain oxford style. Shoes with plain toe or a seam around the toe are authorized. The heels will be no higher than one inch. The sole edges, heels, and laces must be the same color as the shoe.</p>	<p><u>Wear Black Shoes With</u></p> <ul style="list-style-type: none"> ◆ Service Dress Blue (Bravo) ◆ Full Dress Blue ◆ Tropical Blue Long ◆ Undress Blue ◆ Operational Dress Uniform ◆ Working Blue <p><u>Wear White Shoes With</u></p> <ul style="list-style-type: none"> ◆ Full Dress White ◆ Service Dress White
	<p><u>Women - Pumps</u> Are plain in style, with no decoration, made of smooth black or white leather or synthetic. The heels and the toes will be closed in. The heel may be 1 to 2 5/8 inches high and no less than 1/2 inch wide at the floor. A flat wedge style sole which rises 1 inch is authorized. Sole edges, and heels will be the same color as the shoe.</p>	<p><u>Wear Black Pumps With</u></p> <ul style="list-style-type: none"> ◆ Dinner Dress Uniforms ◆ Full Dress Blue ◆ Service Dress Blue (Bravo) ◆ Tropical Blue Long <p><u>Wear White Pumps With</u></p> <ul style="list-style-type: none"> ◆ Full Dress White ◆ Service Dress White

Item	Description	Related Information
DRESS SHOES (CONT)	<u>Women's Formal Black Flats</u> The formal black flats may be made of suede, silk, or poie de soie with closed heels and toes.	<u>Wear With</u> <ul style="list-style-type: none"> ◆ Formal Dress Blue ◆ Dinner Dress Blue Jacket ◆ Dinner Dress White Jacket ◆ Dinner Dress Blue
SAFETY SHOES	The safety shoes are high top (plain black, 8" to 10" high) safety boots with a reinforced safety toe. Safety shoes must be worn while performing work that requires protection of the feet. Protective footwear must comply with the National Safety Council's American National Standard Institute (ANSI) Document Number ANSI Z41-1999 (as updated on 9/11/02).	<u>Wear With</u> <ul style="list-style-type: none"> ◆ Undress Blue ◆ Operational Dress Uniform ◆ Working Blue
BOAT SHOES	The boat shoe is a dark brown leather low cut shoe of moccasin type construction, and functional rawhide lacing with 6 to 10 brass eyelets (evenly divided per side). The sole shall be white, slip resistant, non-marking material.	<u>Wear With</u> (when authorized for small boat and cutter operations only) <ul style="list-style-type: none"> ◆ Undress Blue ◆ Operational Dress Uniform ◆ Working Blue
OVERSHOES	Overshoes are an optional item consisting of plain low cut black rubbers, high-top overshoes, or black rain/snow boots, free from adornment. The boot top will not be higher than the kneecap. Button, snap, zipper, hook and loop (Velcro™ type), etc. fasteners are allowed.	<u>Wear With</u> <ul style="list-style-type: none"> ◆ All Uniforms
SOCKS	Black socks are made of undecorated, plain or ribbed knitted material. Knee length or mid calf socks are authorized.	<u>Wear With</u> <ul style="list-style-type: none"> ◆ All blue trousers (except when wearing pumps or flats)
	White socks are made of undecorated, plain or ribbed knitted material. Knee length or mid calf socks are authorized.	<u>Wear With</u> <ul style="list-style-type: none"> ◆ All white trousers (except when wearing pumps or flats)
HOSIERY	Hosiery is described as nylons, pantyhose, and stockings. When hosiery is worn with a skirt it will be plain and approximate the wearer's flesh color. Black or flesh colored hosiery, including knee-high stockings, may be worn with oxfords or pumps when wearing trousers.	<u>Wear With</u> <ul style="list-style-type: none"> ◆ All skirts ◆ Trousers when worn with oxfords, pumps, or flats
BOOT SOCKS	Boot socks are made of undecorated, plain or ribbed knitted material designed for heavy-duty use with boots.	All visible portions of boot socks must be black.

3.C.10. Outerwear

Only Coast Guard approved outerwear will be worn. When wearing outerwear with buttons and/or a belt, all will be fastened. When wearing any outerwear with zippers, they shall be zipped a minimum of two-thirds closed. Pregnant women may adjust outerwear closure as needed to prevent discomfort.

Item	Description	Related Information
<p>WOOLY PULLY SWEATER</p> <p><u>Insignia</u> See Section 3.D.1.a for the wear of appropriate insignia.</p>	<p>The Wooly-Pully sweater is made from 100 percent wool or synthetic yarns in a rib knit V-neck design with epaulets.</p>	<p><u>Wear With</u></p> <ul style="list-style-type: none"> ◆ Service Dress Blue (Bravo) ◆ Tropical Blue Long ◆ Winter Dress Blue ◆ Undress Blue ◆ Operational Dress Uniform ◆ Working Blue <p>The sweater may be worn in lieu of the Service Dress Blue coat while indoors or outdoors unless the coat is more appropriate.</p> <p>When wearing the sweater with any opened collared shirt, wear the collar on the outside.</p> <p>The sweater may be worn under the trench coat, reefer coat, and the poly/wool windbreaker as long as it does not extend below the coat bottom.</p>
<p>CARDIGAN SWEATER</p> <p><u>Insignia</u> See Section 3.D.1.a for the wear of appropriate insignia.</p>	<p>The Air Force button front cardigan style sweater, of acrylic/wool blend material with epaulets.</p>	<p><u>Wear With</u></p> <ul style="list-style-type: none"> ◆ Service Dress Blue (Bravo) ◆ Tropical Blue Long ◆ Winter Dress Blue ◆ Undress Blue ◆ Operational Dress Uniform ◆ Working Blue <p>May be worn buttoned <u>or</u> unbuttoned.</p> <p>Authorized for wear in and outdoors within the limits of the Coast Guard unit/activity, and may be worn under other outerwear when traveling between Coast Guard units or between work and home (as long as it does not extend below the bottom of the outerwear.)</p>
<p>WATCH SWEATER (Do not wear rank insignia on this sweater.)</p>	<p>A black pullover style jersey sweater made of knitted wool, wool and synthetic blend, or all synthetic yarn.</p>	<p>Authorized on board operational units only, for wear over or under the work uniform for warmth.</p>

Item	Description	Related Information
<p>WORK JACKET (for E-6 and below only)</p>	<p>A fully lined jacket made of navy blue polyester/cotton material with a zippered front closure, zippered breast pockets, welt hip pockets, raglan sleeves, and knitted wristlets.</p>	<p><u>Wear With</u></p> <ul style="list-style-type: none"> ◆ Undress Blue ◆ Operational Dress Uniform ◆ Working Blue <p>May be required with Working Blue.</p> <p>A maximum of two sew on embroidered patches may be worn, one per side, on the jacket chest.</p>
<p>WINDBREAKER</p> <p><u>Insignia</u> See Section 3.D.1.d for the wear of appropriate insignia.</p>	<p>The Air Force single-breasted polyester/wool blend material jacket with, plain collar, epaulets, zippered front closure, and a welt pocket on each forepart and removable vest style quilted liner.</p>	<p><u>Wear With</u></p> <ul style="list-style-type: none"> ◆ Tropical Blue Long ◆ Winter Dress Blue ◆ Undress Blue ◆ Operational Dress Uniform ◆ Working Blue <p>May be worn in lieu of the service dress blue coat except when the service dress blue coat is more appropriate for an occasion's formality.</p>
<p>ALL WEATHER PARKA</p> <p><u>Insignia</u> See Section 3.D.1.d for the wear of appropriate insignia.</p>	<p>The all weather parka is fully waterproof with removable liner. It is of upper thigh length with a Coast Guard blue laminated supplex nylon and Gore-Tex™ outer shell with foldaway hood and a wind stopping polar-fleece zip-in liner which also serves as a stand-alone jacket and is rated for use in temperatures down to 0 degrees Fahrenheit. It has a tab on the front for placement of collar device size rank insignia.</p>	<p><u>Wear With</u></p> <ul style="list-style-type: none"> ◆ Tropical Blue Long ◆ Winter Dress Blue ◆ Undress Blue ◆ Operational Dress Uniform ◆ Working Blue <p>May be worn in lieu of the service dress blue coat except when the service dress blue coat is more appropriate for an occasion's formality. May be worn commuting work to home with working blue or ODU uniforms. The liner may be worn without the parka as a middleweight jacket within the confines of the wearers unit with the ODU, Undress Blue, or Working Blue uniforms.</p>
<p>REEFER COAT</p> <p><u>Insignia</u> See Section 3.D.1.a for the wear of appropriate insignia.</p>	<p>A coat made of Coast Guard blue certified material. It is double-breasted, hip length, with convertible collar, set-in pockets and a single row of four 35-ligne Coast Guard gilt buttons in each fore part.</p>	<p><u>Wear With</u></p> <ul style="list-style-type: none"> ◆ Service Dress Blue (Bravo) ◆ Tropical Blue Long ◆ Winter Dress Blue ◆ Undress Blue <p>The reefer coat is no longer available for purchase, but may be worn until no longer serviceable.</p>

Item	Description	Related Information
<p>TRENCH COAT</p> <p><u>Insignia</u> See Section 3.D.1.d for the wear of appropriate insignia.</p>	<p>A coat made of CG blue polyester/ cotton water-repellent material. It is double-breasted with four-button closure, shoulder epaulets, belted waist, and has a removable liner of either a quilted or pile insulating material. The trench coat should extend to a point approximately 2 inches below the back of the knee when standing upright.</p>	<p><u>Wear With</u></p> <ul style="list-style-type: none"> ◆ All uniforms (except ODU)
<p>BRIDGE COAT</p> <p><u>Insignia</u> See Section 3.D.1.a for the wear of appropriate insignia.</p>	<p>A calf length double-breasted coat made of wool-Melton type fabric in Coast Guard blue with 35-ligne buttons and two ornamental belt sections attached by gold buttons at the rear waist of the coat.</p>	<p><u>Wear With</u></p> <ul style="list-style-type: none"> ◆ Service Dress Blue (Bravo) ◆ Winter Dress Blue ◆ Undress Blue <p>For officer wear only. This coat is only available for purchase at the CG Academy.</p>
<p>BOAT CLOAK (Men only)</p>	<p>The cloak is made of dark blue woolen fabric in a full three quarters of a circle and extends to approximately 2 inches below the kneecap. It has a circular velvet collar with a hook and eye closure at the collar and one set of silk or mohair clasps on the chest.</p>	<p><u>Wear With</u></p> <ul style="list-style-type: none"> ◆ Formal Dress ◆ Dinner Dress Blue Jacket ◆ Dinner Dress White Jacket <p>The Boat Cloak is a custom tailored item and not available in Navy uniform shops. Call 1-800-368-4088 for information on custom tailoring.</p>
<p>FORMAL CAPE (Women only)</p>	<p>A cape made of dark blue woolen fabric with a velvet collar, lined throughout with gold-colored cloth. The collar must be closed at the neck.</p>	<p><u>Wear With</u></p> <ul style="list-style-type: none"> ◆ Formal Dress ◆ Dinner Dress Blue Jacket ◆ Dinner Dress White Jacket <p>The formal cape is a Navy special order item. Call 1-800-368-4088 for information.</p>
<p>EARMUFFS</p>	<p>Earmuffs are of plain, unadorned design and dark blue or black.</p>	<p><u>Wear With</u></p> <ul style="list-style-type: none"> ◆ All uniforms <p>Wear the band either under the headgear or with the headband to the rear of the head/neck below the headgear.</p>
<p>GLOVES</p>	<p>Black gloves are made of plain leather or other suitable material, with matching stitching.</p>	<p><u>Wear With</u></p> <ul style="list-style-type: none"> ◆ All uniforms
	<p>White gloves are made of plain white cotton or synthetic material, with matching stitching.</p>	<p><u>Wear With</u></p> <ul style="list-style-type: none"> ◆ Formal Dress ◆ Full Dress Blue ◆ Full Dress White <p>Gloves may be required for other ceremonial purposes</p>

Item	Description	Related Information
SCARVES	White scarf is of conventional size and made of tightly woven wool, silk, or synthetic material of plain, unadorned design.	<u>Wear With</u> <ul style="list-style-type: none"> ◆ All uniforms Tuck scarves into the outer-garment they are worn with.
	Blue scarf is of conventional size and made of tightly dark blue woven wool, silk, or synthetic material of plain, unadorned design.	<u>Wear With</u> <ul style="list-style-type: none"> ◆ Operational Dress Uniform ◆ Working Blue Tuck scarves into the outer-garment they are worn with.

3.C.11. Maternity Uniforms

Authorized CG Maternity Uniforms consist of:

- ◆ Maternity Service Dress Blue Jumper Uniform
- ◆ Maternity Long or Short Sleeved Light Blue Shirt and Dress Trousers or Skirt (may be worn instead of the Maternity Jumper Uniform in the same manner as allowed with Service Dress Blue Uniform or Tropical Blue Long Uniform)
- ◆ Maternity Work Shirt and Trousers
- ◆ Maternity Operational Dress
- ◆ Trench Coat or All Weather Parka (AWP)
- ◆ Appropriate civilian attire on those occasions that would normally require formal or dinner dress uniforms.

Maternity uniforms may be worn during pregnancy and up to 60 days after returning from maternity leave. Commanding officers may authorize pregnant women to wear civilian clothing when there is no uniform equivalent or when the Maternity uniforms no longer fit comfortably. The type of civilian clothing must be comparable to the uniform the individual would normally wear. Mixing of civilian attire and military uniform is not authorized.

Wear rank and other insignia, badges, and nametags in the same manner on maternity uniforms as on the corresponding uniforms they replace. Minor adjustments in placement are authorized to prevent discomfort and to present an orderly and balanced appearance. Officers wear enhanced shoulder boards with the Maternity Service Dress Blue jumper.

Item	Description	Related Information
MATERNITY SERVICE DRESS BLUE JUMPER UNIFORM	The Air Force Maternity Dress jumper worn over the light blue maternity long or short sleeved shirt with blue tab tie.	<p><u>Wear Instead Of</u></p> <ul style="list-style-type: none"> ◆ Service Dress Blue (Bravo) ◆ Tropical Blue Long ◆ Undress Blue <p><u>Jumper Length</u> When hemming the jumper, finish the bottom of the skirt with a 2 to 3 inch hem parallel to the floor. The jumper hemline will fall no higher than the crease in the back of the knee or lower than 3 inches below the crease in the back of the knee.</p>

Item	Description	Related Information
MATERNITY DRESS SHIRTS	The Coast Guard uses the Air Force long and short-sleeved light blue maternity shirts.	<u>Worn Alone As the Equivalent Of</u> <ul style="list-style-type: none"> ◆ Tropical Blue Long ◆ Undress Blue <p>Worn with maternity jumper, trousers or skirt.</p>
MATERNITY DRESS TROUSERS	The Coast Guard uses the Air Force Maternity Dress trousers. The trouser material is the same as used for the maternity jumper.	<u>Wear Instead Of</u> <ul style="list-style-type: none"> ◆ Maternity Service Dress Blue Jumper (when less formality is acceptable) <p><u>As the Equivalent Of</u></p> <ul style="list-style-type: none"> ◆ Tropical Blue Long ◆ Undress Blue <p>Worn as dress or undress trousers with the maternity shirts.</p>
MATERNITY DRESS SKIRT	The Coast Guard uses the Air Force Maternity Dress skirt. The skirt material is the same as used for the maternity jumper.	<u>Wear Instead Of</u> <ul style="list-style-type: none"> ◆ Maternity Service Dress Blue Jumper (when less formality is acceptable) <p><u>As the Equivalent Of</u></p> <ul style="list-style-type: none"> ◆ Tropical Blue Long ◆ Undress Blue
MATERNITY OPERATIONAL DRESS UNIFORM TOP	A dark Coast Guard blue long sleeved maternity shirt that follows the overall style of the Operational Dress Uniform top.	<u>Wear Instead Of</u> <ul style="list-style-type: none"> ◆ Undress Blue ◆ Standard Operational Dress Uniform ◆ Working Blue <p>Worn with the Maternity ODU trousers.</p>
MATERNITY OPERATIONAL DRESS UNIFORM TROUSERS	A dark Coast Guard blue maternity trouser that follows the overall style of the Operational Dress Uniform trousers.	<u>Wear Instead Of</u> <ul style="list-style-type: none"> ◆ Undress Blue ◆ Standard Operational Dress Uniform ◆ Working Blue <p>Worn with the maternity ODU top.</p>

3.C.12. Miscellaneous Articles

Item	Description	Related Information
BLOUSING BANDS	Elastic or Velcro™ bands used to blouse Operational Dress Uniform (ODU) trouser legs over safety shoes.	<u>Wear With</u> <ul style="list-style-type: none"> ◆ Operational Dress Uniform <p><u>Do not use when wearing oxfords or boat shoes.</u></p>
HANDBAGS	<u>Standard Handbag</u> A handbag of plain, unadorned black or white (as appropriate) leather or synthetic material, envelope style not more than 11 inches wide, 8 inches high, and 5 inches deep. It may have a detachable shoulder strap and may be used with or without the strap. The strap will be adjustable for wearing over the shoulder or carrying over the arm.	<u>Wear With</u> <ul style="list-style-type: none"> ◆ Full Dress Blue ◆ Dinner Dress ◆ Service Dress Blue (Bravo) ◆ Tropical Blue Long ◆ Undress Blue
	<u>Dress Handbag</u> The dress handbag used with the Formal Dress or Dinner Dress Jacket uniforms is a small clutch type black/white bag, (as appropriate) preferably with a collapsible handle.	<u>Wear With</u> <ul style="list-style-type: none"> ◆ Formal Dress ◆ Dinner Dress Jacket
UMBRELLA	Is of the telescoping type shaft with a straight handle and made of plain black or dark blue material. Must be carried in the left hand.	<u>Wear With</u> <ul style="list-style-type: none"> ◆ All uniforms
SUSPENDERS (Men only)	Suspenders without design or ornamentation are authorized. Plain white suspenders are worn with Formal Dress, Dinner Dress Jackets, and other white jackets or coats. Plain black are worn with other blue jackets or coats.	<u>Wear With</u> <ul style="list-style-type: none"> ◆ Formal Dress Blue ◆ Dinner Dress Jacket ◆ Dinner Dress ◆ Full Dress ◆ Service Dress Blue (Bravo) ◆ Service Dress White <p>Suspenders are not worn without the appropriate jacket or coat.</p>


3.D. Grade/Rank Insignia

3.D.1. Commissioned and Chief Warrant Officer Grade

3.D.1.a. Commissioned Officers

Officer rank insignia is worn in the form of metal shoulder and collar insignia, shoulder boards, and sleeve striping. Shoulder boards show an officer's grade and branch of service and in the case of chief warrant officers, their specialty as shown in the illustrations in this section. Flag officer shoulder boards consist of gold lace with 1/8-inch blue cloth margin on both sides. The board is embroidered with a silver fouled anchor with a silver shield superimposed on the shank. The un-fouled stock points to the front of the wearer. Hard and enhanced shoulder boards are available in full or 3/4 size to better fit the shoulders of the wearer.

Officer sleeve striping consists of a 1/2 and 1/4 inch gold stripe(s) (O-1 through O-6), and 2 and 1/2 inch gold stripe(s) (O-7 through O-10), and a gold CG shield 1/4 inch above the stripe, centered on the outside sleeve. The gold stripe(s) are placed on the sleeve parallel and 2 inches from the cuff with each subsequent stripe placed 1/4 inch apart moving up the arm.

Wear hard shoulder boards  on:

- ◆ Dinner Dress White Jacket
- ◆ Dinner Dress White
- ◆ Full Dress White
- ◆ Reefer coat
- ◆ Bridge coat

Wear enhanced shoulder boards  on:

- ◆ Light Blue Shirt (long and short sleeved)
- ◆ Cardigan Sweater
- ◆ Woolly-Pully Sweater (When wearing the Woolly-Pully Sweater, enhanced shoulder boards are not required on the dress shirt.)

During wartime or other emergency conditions, the senior officer present may require subdued insignia for all personnel when the wearing of normal bright finish insignia would be considered hazardous.

Although, metal collar insignia are standard, embroidered sew-on cloth collar insignia are optional on the Operational Dress Uniform (ODU) and Working Blue Uniform only.

Officer Grade Insignia

<p>O-1 Ensign</p> <p>Hard Board Enhanced Board</p>	<p>O-2 Lieutenant (Junior Grade)</p>
<p>O-3 Lieutenant</p>	<p>O-4 Lieutenant Commander</p> <p>Gold Oak Leaf Left Shoulder</p>
<p>O-5 Commander</p> <p>Silver Oak Leaf Left Shoulder</p>	<p>O-6 Captain</p> <p>Right Collar Left Collar Left Shoulder</p>
<p>O-7 Rear Admiral (Lower Half)</p> <p>Left Collar</p> <p>Forward Forward</p> <p>Left Shoulder</p>	<p>O-8 Rear Admiral (Upper Half)</p> <p>Left Collar</p> <p>Forward Forward</p> <p>Left Shoulder</p>
<p>O-9 Vice Admiral</p> <p>Left Collar</p> <p>Forward Forward</p> <p>Left Shoulder</p>	<p>O-10 Commandant of the Coast Guard</p> <p>Left Collar</p> <p>Forward Forward</p> <p>Left Shoulder</p>

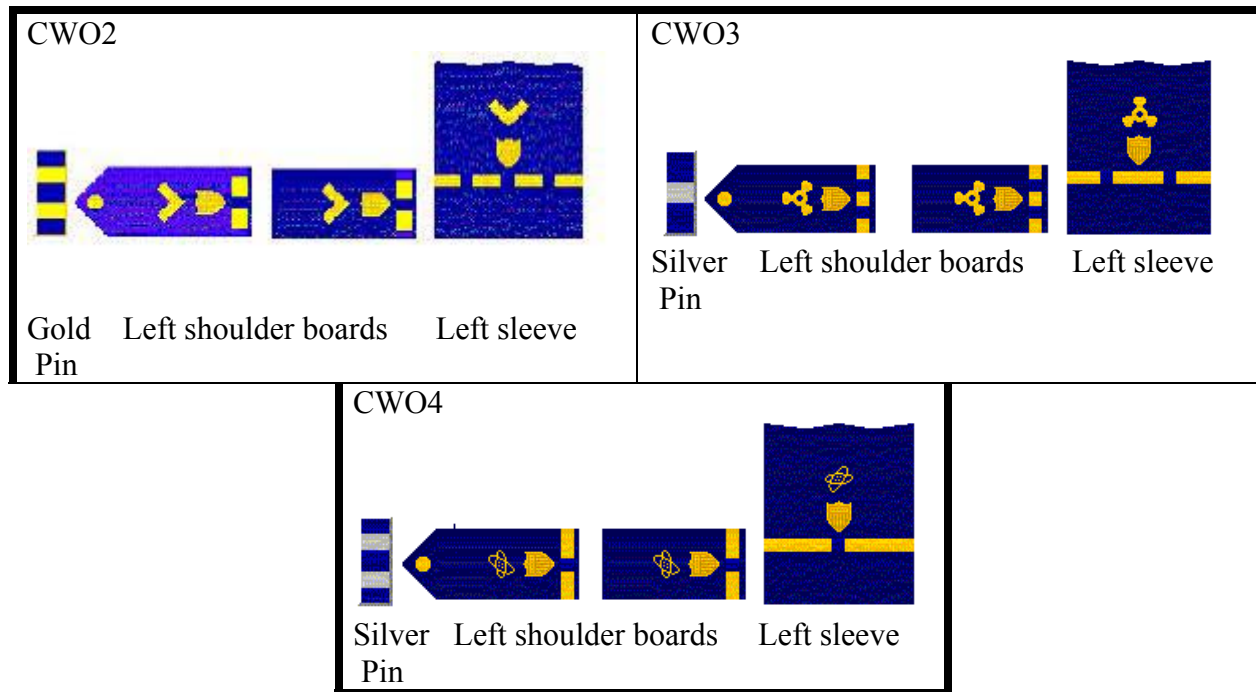
3.D.1.b. Chief Warrant Officers

Chief warrant officer sleeve striping consists of a ½ inch gold stripe with blue breaks denoting the individual's grade. A gold CG shield is placed ¼ inch above the stripe, centered on the outside sleeve, and the Warrant Officer specialty mark is placed ¼ inch directly above the shield. The gold stripe is placed on the sleeve parallel and 2 inches from the cuff. The specialty mark is not worn on the sleeve of the Dinner Dress Blue Jacket.

The right collar insignia denotes the individual's grade, and the left collar insignia shall consist of the specialty insignia, as pictured in 3.D.1.c.


During wartime or other emergency conditions, the senior officer present may require subdued insignia for all personnel when the wearing of normal bright finish insignia would be considered hazardous.

Although, metal collar insignia are standard, embroidered sew-on cloth collar insignia are optional on the Operational Dress Uniform (ODU) and Working Blue Uniform only.

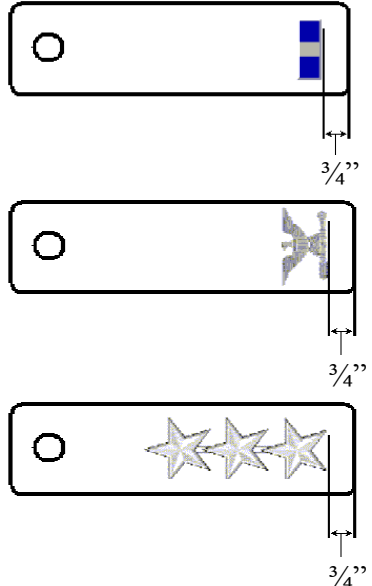





3.D.1.c. Warrant Officer Specialty Markings

Direction of devices appears as they would on the left sleeve and the left collar device.

	Aviation Engineering (AVI): two bladed; vertical propeller gold placed on the sleeve with the wings parallel to the stripe.		Boatswain (BOSN): two crossed fouled anchors placed on the sleeve with the crowns down.
	Finance & Supply (F&S): a sprig of three oak leaves placed on the sleeve with stem down and to the front.		Naval Engineering (ENG) a three bladed propeller placed on the sleeve with two blades down.
	Medical Administration (MED): a caduceus placed on the sleeve with the staff perpendicular to the stripe		Personnel Administration (PERS): two crossed quill pens placed on the sleeve with the nibs down, with the upper quill pointing to the front.
	Weapons (WEPS): a flaming spherical shell placed on the sleeve with the flame upward.		Bandmaster (BNDM): a lyre placed on the sleeve with the longer dimension perpendicular to the stripe and the base down.
	Communications (COMM): four lightning bolts placed on the sleeve with the longer dimension parallel to the stripe, narrow end of the device to the front.		Material Maintenance (MAT): a carpenter's square placed on the sleeve with the right angle down and the arm inscribed with lines to the front.
	Public Information (INF): a camera placed on the sleeve in an upright position with the bottom parallel to the stripe and lens aperture to the front.		Electronics (ELC): a helium atom placed on the sleeve with the horizontal electron orbit parallel to the stripe; with star to the front.
	Port Safety & Security (PSS): a diamond shaped emblem with a law enforcement badge in its center. (Reserve only)		

3.D.1.d. Officer Rank Insignia Placement

<p>Windbreaker and Trench Coat</p>  <p>Larger metal shoulder rank insignia are worn on outerwear epaulets so that the outer edge of the insignia is parallel to and $\frac{3}{4}$ inch from the straight side of the epaulet.</p>	<p>All Weather Parka</p>  <p>Smaller metal collar rank insignia is worn centered on rank tab on front of parka.</p>
<p>Winter Dress Blue (CPO) and Undress Blue Shirt</p>  <p>Collar rank insignia is centered between the visible top & bottom collar edges & center of insignia is 1 inch and parallel from the forward edge.</p>	<p>Operational Dress and Working Blue</p>  <p>Collar rank insignia is centered on the collar, along an imaginary line bisecting the angle of the collar point.</p>

3.D.1.e. Officer Headgear Insignia

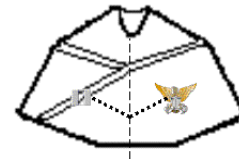
Combination Cap

For all officers, the combination cap insignia shall consist of a gold spread eagle approximately 2 ¾ inches high. The cap insignia may be embroidered or made of metal with appropriate plating to simulate gold or silver. Attach the insignia to the mount of the combination cap band.

	 O-1 Through O-4 And all CWO's	 O-5 and O-6	 O-7 Through O-10
	 O-1 Through O-4 And all CWO's	 O-5 and O-6	 O-7 Through O-10

Garrison Cap

When looking at the front of the cap the left insignia on the garrison cap shall consist of the miniature version of the eagle worn on the combination cap. When looking at the front of the cap the right insignia on the garrison cap shall be of the same design as the collar insignia. The insignia are positioned on the left or the right equally.



The center of both insignia are placed 1½ inches from the bottom of the cap, and 2 inches right or left of the front crease.

Working Blue/ODU and Unit Ball Cap

The insignia worn on the working blue and unit ball cap may be standard metal or embroidered collar insignia. All insignia shall be 1 to 1¼ inches above the visor or centered on the front of the cap so as not to interfere with the lettering. Captain insignia is worn with the Eagle facing the wearer's right.



Cold Weather Caps

For all officers, the insignia worn on the Cold Weather Cap shall be the miniature version of the eagle that is worn on the combination cap.



Cold Weather Cap





3.D.2. Enlisted Rank/Rate

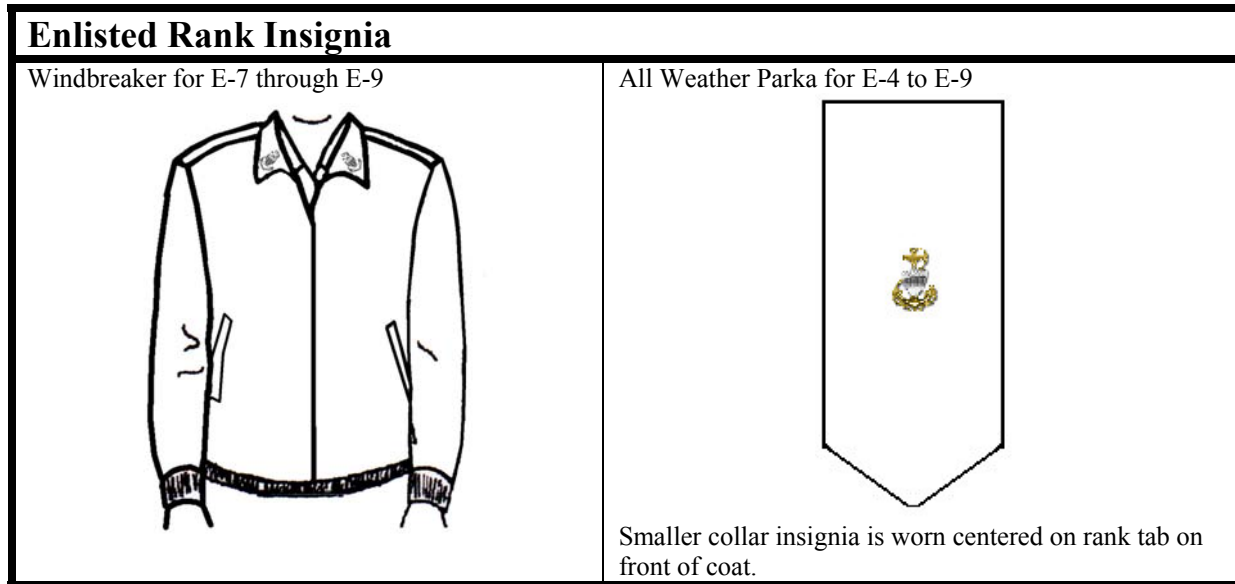
3.D.2.a. Enlisted Rank Insignia

Enlisted rank/rate insignia consists of metal collar insignia and embroidered sleeve markings. All insignia shall be machine or hand stitched in place using thread the color of the uniform with a minimum of six stitches per inch. Collar insignia shall consist of metal or embroidered collar insignia indicating the wearer's grade. The insignia is worn on both collars of all uniform shirts, except for the white dress shirt. In addition, chief petty officers shall wear the collar insignia on the windbreaker.

During wartime or other emergency conditions, the senior officer present may require subdued insignia for all personnel when the wearing of normal bright finish insignia would be considered hazardous.

Although, metal collar insignia are standard, embroidered sew-on cloth collar insignia are optional on the Operational Dress Uniform (ODU) and Working Blue Uniform only.

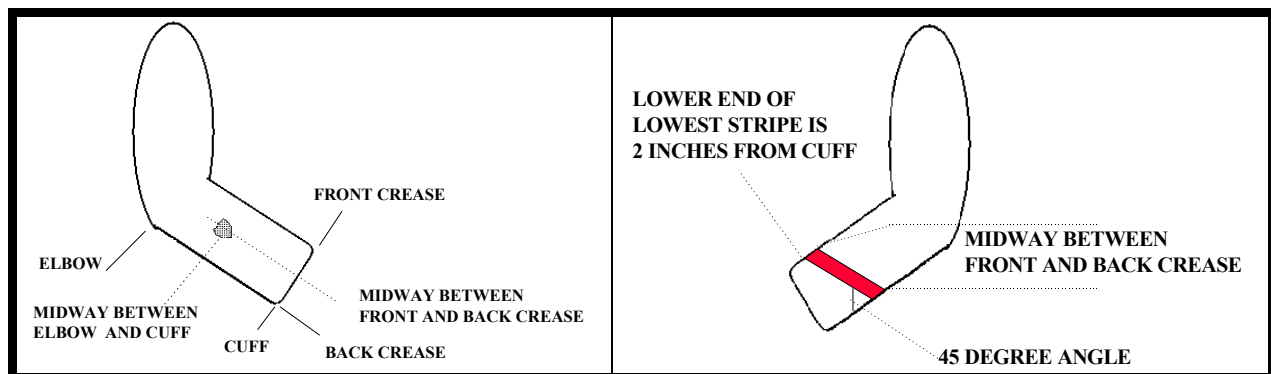
<p>The chief petty officer collar rank insignia shall consist of a 15/16 inch gold metal fouled anchor with a silver shield superimposed on the shank. One, two, or three stars are attached to the stock to designate Senior and Master Chief Petty Officers and the Master Chief Petty Officer of the Coast Guard, respectively.</p>	 <p style="text-align: center;">CPO SCPO MCPO MCPO-CG</p>
<p>The petty officer collar rank insignia consists of one, two, or three metal, gold chevrons indicating Third Class, Second Class, and First Class respectively; mounted under a silver Coast Guard shield.</p>	 <p style="text-align: center;">Third Class Second Class First Class</p>
<p><u>Light Blue Long And Short Sleeved (With Or Without Tie), Winter Dress Blue (CPO), and Undress Blue Shirt</u></p>  <p>Collar rank insignia is centered between the visible top & bottom collar edges & center of device is one (1) inch and parallel from the forward edge.</p>	<p><u>Operational Dress and Working Blue Shirt</u></p>  <p>Collar rank insignia is centered on the collar, along an imaginary line bisecting the angle of the collar point.</p>



3.D.2.b. Enlisted Sleeve Insignia

Shield insignia on all Service Dress and Dinner Dress uniforms are embroidered gold lace with the background of the same color as the jacket. Enlisted personnel will wear one gold shield sleeve insignia on the outer right sleeve. The shield shall be placed midway between the elbow and cuff, and midway between the front and back crease, as shown below.

Enlisted service stripes consist of embroidered diagonal stripes to indicate the length of service. One service stripe shall be worn for each full 4 years of active or reserve service in any of the Armed Forces or any combination thereof. The color of the service stripes will be scarlet for E-1 through E-6 and gold for E-7 through E-9 and the MCPO-CG with the background the same color as the jacket. Each stripe shall be 5 ¼ inches long, 3/8 inch wide. The stripes are worn on the outer left sleeve of the blue service dress coat and dinner dress jacket. The stripe is placed diagonally at a 45-degree angle with the lower edge of the lowest stripe 2 inches from the cuff. The end seams of the stripe are placed midway between the front and back crease. When more than one stripe is worn, they shall be spaced ¼-inch apart.






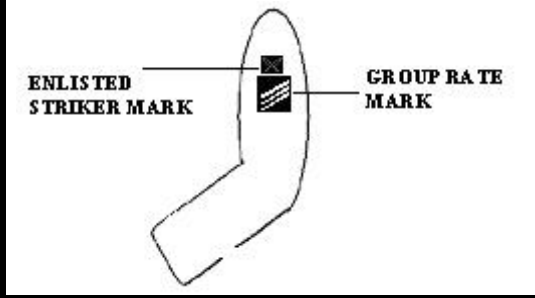
3.D.2.c. Enlisted Group-Rate, Striker Marks/Specialty Marks

Enlisted group-rate marks for pay grades E-1 through E-3 shall consist of short diagonal stripe(s) sewn on a blue background. White stripes indicate seaman, red stripes indicate fireman, and green stripes indicate airman.

The group-rate marks shall be sewn on the outer side of the left sleeve of the blue service dress coat. The device is placed midway between the shoulder and the elbow, and midway between the front and back crease.

Specialty marks designate enlisted personnel, pay grades E-2 and E-3, for the rating of which they are qualified, and marks are on a blue background and consist of the same type of specialty insignia used in pay grades E-4 through E-9.









The specialty mark is placed on the left coat sleeve, centered directly above and on the seam of the group rate mark.

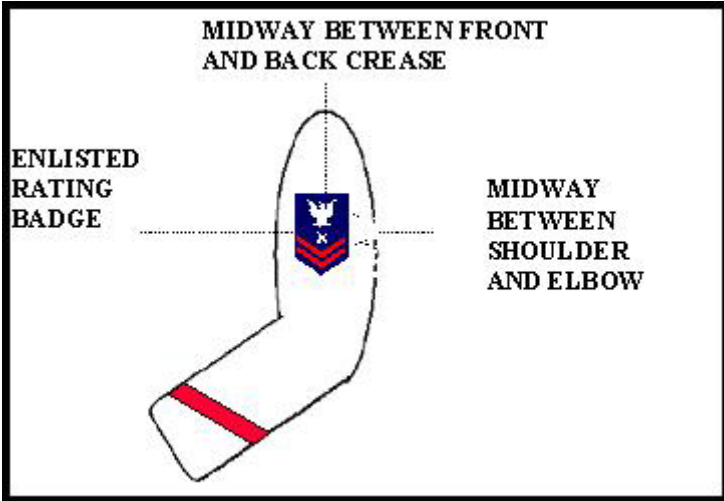
<p>Seaman Recruit (E-1) 1 White stripe</p> 	<p>Seaman/Fireman/Airman Apprentice (E-2) 2 stripes:</p> <p>White - Seaman Apprentice Red - Fireman Apprentice Green - Airman Apprentice</p> 	<p>Seaman/Fireman/ Airman (E-3) 3 stripes:</p> <p>White - Seaman Red - Fireman Green - Airman</p> 
 <p>The diagram shows a sleeve with two marks: an "ENLISTED STRIKER MARK" (a small square with a diagonal stripe) and a "GROUP RATE MARK" (a larger square with a diagonal stripe). Lines point from the text labels to the respective marks on the sleeve.</p>		

3.D.2.d. Rating Device




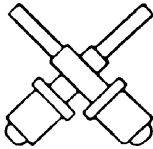





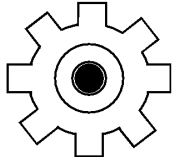




The rating device indicates the wearer's rank and rating. It consists of a perched eagle with the wings extended upward and the head to eagle's right. Chevron(s) and star(s) indicate the wearer's rank. The colors of the chevrons are scarlet for E-4 through E-6 and gold E-7 through E-9, and MCPO-CG. The background is the same color as the jacket.




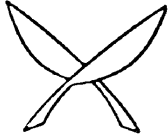
A specialty mark placed between the eagle and the chevron(s) indicates the wearer's rating. Commandant designated "Gold Badge" Command master chiefs shall wear a silver shield in lieu of the specialty insignia. The MCPO-CG shall wear a gold shield in lieu of the specialty insignia. The device shall be placed on the outer side of the left sleeve of the Service Dress Blue coat and Dinner Dress Jacket. The device is placed midway between the shoulder and the elbow, and midway between the front and back crease.

 <p>Petty Officer 3rd Class (E-4)</p>	 <p>Petty Officer 2nd Class (E-5)</p>	 <p>Petty Officer 1st Class (E-6)</p>	 <p>Chief Petty Officer (E-7)</p>
 <p>Senior Chief Petty Officer (E-8)</p>	 <p>Master Chief Petty Officer (E-9)</p>	 <p>Command Master Chief Petty Officer</p>	 <p>Master Chief Petty Officer of the Coast Guard</p>





3.D.2.e. Enlisted Ratings







	<u>Aviation Maintenance Technician (AMT)</u> A two-bladed winged propeller.		<u>Food Service Specialist (FS)</u> Crossed quill and wheat spike with a key across top.
	<u>Aviation Survival Technician (AST)</u> A winged flaming spherical shell with parachute.		<u>Gunner's Mate (GM)</u> Crossed gun barrels with muzzles up.
	<u>Avionics Technician (AVT)</u> A winged helium atom about which revolves two electrons.		<u>Health Services Technician (HS)</u> A caduceus.
	<u>Boatswain's Mate (BM)</u> Crossed anchors with crowns down.		<u>Information Specialist (IT)</u> A globe with lines of embroidery representing lines of latitude and longitude, with a French type telephone above it.
	<u>Damage Controlman (DC)</u> Crossed fire axe and maul with handles down and axe blade to the front.		<u>Machinery Technician (MK)</u> Face of an eight-toothed gear.
	<u>Electrician's Mate (EM)</u> A globe with lines of embroidery representing lines of latitude and longitude.		<u>Marine Science Technician (MST)</u> A trident rising through waves.
	<u>Electronics Technician (ET)</u> A helium atom about which revolve two electrons.		<u>Musician (MU)</u> A lyre.

	<p><u>Operations Specialist (OS)</u></p> <p>An A-Scope superimposed on an arrow. Arrow is pointing diagonally upward and to the front.</p>		<p><u>Public Affairs Specialist (PA)</u></p> <p>A camera surcharged with a quill pen.</p>
	<p><u>Storekeeper (SK)</u></p> <p>Crossed keys with stems down and webs outward</p>		<p><u>Yeoman (YN)</u></p> <p>Crossed quill pens with nibs pointing down.</p>

Reserve Specific Ratings

	<p><u>Investigator (IV)</u></p> <p>Scales of justice with a superimposed law enforcement badge.</p>		<p><u>Port Securityman (PS)</u></p> <p>Block letters "PS" superimposed on a law enforcement badge.</p>
---	--	--	---

3.D.2.f. Enlisted Headgear Insignia

<p><u>Combination Cap Enlisted</u> For chief petty officers E-7 through E-9 and MCPO-CG, the combination cap insignia worn shall consist of a gold-colored fouled anchor 1¾ inches long including ring and fouling with the appropriate number of stars affixed to the ring/stock of the anchor. The appearance of the insignia is the same as the collar insignia. Attach the insignia to the mount of the combination cap band. For enlisted personnel E-6 and below, the insignia shall consist of a 1¾ inch silver and gold Coast Guard medallion. Attach the insignia to the mount of the combination cap band.</p>			
			
<p>E-7 through E-10</p>		<p>6 E-and below</p>	
<p><u>Garrison Cap</u> For chief petty officers E-7 through E-9 and MCPO-CG, the insignia shall consist of the miniature version of the anchor worn on the combination cap and is approximately 1-3/8 inches long. When looking at the front of the cap, the insignia is positioned on the right side of the cap. For enlisted personnel E-4 through E-6, the garrison cap insignia shall consist of the collar grade rank insignia. When looking at the front of the cap, the insignia is positioned on the right side of the cap. For enlisted personnel E-3 and below the garrison cap insignia shall consist of the miniature version of the silver and gold Coast Guard medallion, approximately 1 inch in size. When looking at the front of the cap, the insignia is positioned on the right side of the cap.</p>		  <p>When looking at the front of the cap, the center of the insignia is placed 1½ inches from the bottom of the cap, and 2 inches left of the front crease.</p>	
<p><u>Working Blue and Unit Ball Cap</u> All personnel E-4 and above shall wear rank/grade collar insignia on the working blue and unit ball cap. For enlisted personnel E-3 and below, the insignia shall consist of the silver and gold Coast Guard medallion that is also worn on the garrison cap. The insignia worn on the working blue and unit ball cap may be standard metal or embroidered collar insignia. All insignia shall be 1 to 1 ¼ inches above the visor, centered on the front of the cap so as not to interfere with the lettering.</p>			
			

Cold Weather Caps

For chief petty officers E-7 through E-9 and MCPO-CG, the insignia shall consist of the miniature version of the anchor worn on the combination cap.

For enlisted personnel E-6 and below, the insignia shall consist of the silver and gold CG medallion that is also worn on the garrison cap by E-3 and below.



Cold Weather Cap

3.E. Qualification Insignia, Devices and Badges

3.E.1. Insignia

Metal or embroidered insignia are worn to indicate a special qualification or designation. Coast Guard officers and enlisted members who, while a member of the Coast Guard, have earned qualification insignia from another United States military service are authorized to wear said insignia on the Coast Guard uniform as described in this section. The individual Coast Guard member is responsible to provide proof of authority to wear another United States military service's qualification insignia for inclusion in their service record as appropriate. When multiple levels of qualification are attained, the more advanced qualification is worn in lieu of the previous.

When wearing ribbons or medals, a member may wear two insignia from any category for which they are qualified. A member may simultaneously wear a maximum of two qualification insignia and two Command or OinC devices. However, always wear the highest earned when there is a choice of two like insignias (Surfman vs. Coxswain). When wearing two insignia, wear the current one uppermost. When wearing a uniform without ribbons or medals, a member should wear only one (the current or most recent) qualification insignia. Command master chief devices are worn in addition to the command devices and authorized badges.








Full size qualification insignia are worn on all uniforms with two exceptions. Miniature insignia are worn on the Dinner Dress and Formal Uniforms.






Large devices are worn on the Full Dress Blue and White Uniforms.






Metal insignia are worn on the Formal Dress, Dinner Dress, Full Dress, Service Dress, and Tropical Blue Uniforms. When wearing a miniature insignia on a men's dinner dress jacket, center the miniature insignia on the wearer's left lapel with the bottom of the insignia $2\frac{3}{4}$ inches below the notch. Women wear miniature insignia on the wearer's left lapel centered $\frac{1}{3}$ of the distance down between the shoulder seam and coat hem.






A single embroidered insignia is worn on the Operational Dress Uniform and Working Uniform. The single insignia should represent the highest earned, or most current as described above. Embroidered insignia should be obtained from Coast Guard approved sources only, i.e., Uniform Distribution Center, Coast Guard Exchange System, or Coast Guard Exchange approved contract vendors. Sew the insignia directly above the Coast Guard identification tape using thread the same color as the background of the insignia. Sew on the insignia by machine or hand at a minimum of six stitches per inch.

The polishing or high gloss plating of Coast Guard qualification insignia originally finished in a single color (completely gold, silver, satin antique pewter or satin antique gold colored finishes) is authorized. Personnel must make this modification at their own expense. Polished or high gloss plated insignia are authorized for optional wear unless prohibited by the uniform prescribing authority.

Description	Insignia
<p>Aviator</p> <p>A gold toned metal winged insignia with a fouled anchor behind a shield in the center.</p>	
<p>Air Crew</p> <p>A gold toned metal winged insignia with an anchor and the letters “AC” inscribed. Enlisted members qualified for aircrew duties who subsequently advance to officer status may continue to wear the Aircrew insignia.</p>	
<p>Flight Officer</p> <p>A gold toned metal winged insignia with crossed fouled anchors behind a shield in the center.</p>	
<p>Flight Surgeon</p> <p>A gold toned metal winged insignia with a silver caduceus superimposed on a shield in the center.</p>	
<p>Aviation Rescue Swimmer</p> <p>A gold toned metal winged insignia with the “Star of Life” and crossed scuba diver fins. Once qualified the member will wear this insignia in lieu of the Aircrew insignia.</p>	
<p>Astronaut</p> <p>A gold toned metal winged insignia with crossed anchors overlaid with a shield and shooting star.</p>	
<p>Aviation Mission Specialist</p> <p>A gold toned metal winged insignia with a silver “O” circumscribing a plain silver anchor on a gold background.</p>	



Description	Insignia
<p>Cutterman</p> <p>A gold toned (officers) or pewter toned (enlisted) metal insignia with a shield on a five pointed star superimposed on a ship's wheel centered over stylized waves.</p> <p>Enlisted members eligible to wear the permanent Cutterman insignia who are subsequently commissioned (including Chief Warrant Officers) must refer to the Cutter Training and Qualification Manual, COMDTINST M3502.4 (series) to determine which version of the Cutterman insignia is appropriate for wear for their individual circumstance.</p>	
<p>Naval Surface Warfare (SWO)</p> <p>A gold toned (officers) or pewter toned (enlisted) metal insignia with the bow and superstructure of a modern naval warship on two crossed swords on a background of ocean swells.</p>	
<p>Boat Force Operations</p> <p><u>Solid Pewter Toned Insignia:</u> A pewter-toned metal insignia with an eight point compass/compass rose, over a crossed boat hook and oar centered over stylized waves.</p> <p><u>Silver and Gold Toned Insignia (advanced qualification):</u> The insignia as described above except that the crossed boat hook and oar, and the compass/compass rose are a polished gold color and the stylized waves are silver.</p>	 <p>(Under development)</p>
<p>Coxswain</p> <p>A pewter-toned insignia with curled waves and crossed oars with a compass rose superimposed.</p>	
<p>Surfman</p> <p>A pewter toned insignia of a life buoy crossed with two boat oars. Surfman is a more advanced qualification and is always worn in lieu of Coxswain insignia. Always wear the highest qualification insignia earned.</p>	

Description	Insignia
<p>Scuba Diver</p> <p>A gold toned (officers) or pewter toned (enlisted) metal insignia with a wet suit hood, facemask, and breathing apparatus.</p>	
<p>Second Class Diver</p> <p>A pewter toned metal insignia with a diving helmet and breastplate.</p>	
<p>First Class Diver</p> <p>A pewter toned metal insignia with a diving helmet and breastplate surrounded by sea serpents.</p>	
<p>Master Diver</p> <p>A pewter toned metal insignia with the same design as the Diving Officer.</p>	
<p>Diving Officer</p> <p>A matte gold toned metal insignia with two upright sea horses facing a diving helmet and two tridents projecting upward from the helmet. A double carrick bend is superimposed on the breastplate.</p>	

Description	Insignia
<p>Company Commander</p> <p>A gold toned metal insignia with the Coast Guard Shield on two crossed swords on a background of ocean swells, placed on an oblong disc with the words “COMPANY” above the shield and “COMMANDER” below the shield.</p>	 The insignia is a gold-toned oval emblem. It features a central shield with a caduceus, flanked by two crossed swords. The shield is set against a background of stylized ocean waves. Above the shield, the word "COMPANY" is inscribed, and below it, the word "COMMANDER" is inscribed.
<p>Port Security</p> <p>A gold toned (officers) or a pewter toned (enlisted) metal insignia with two seahorses facing outward from a Coast Guard shield on two crossed swords and a trident on a background of ocean swells.</p>	 The insignia is a silver-toned emblem. It features a central shield with a caduceus, flanked by two crossed swords. The shield is set against a background of stylized ocean waves. Two seahorses are positioned on either side of the shield, facing outward.
<p>Physician Assistant/Nurse Practitioner</p> <p>A one inch gold metal shield with a bronze caduceus centered on shield.</p>	 The insignia is a gold-toned shield. It features a central caduceus (a staff with two snakes entwined and wings at the top) centered on the shield.
<p>Marine Safety</p> <p>A pebble finished rectangle with a polished gold horizontal trident and a centered compass rose. A rope entwines the tridents and compass rose. Centered on the compass rose is a polished silver shield. Both officer and enlisted wear the same insignia.</p>	 The insignia is a gold-toned rectangular emblem. It features a central compass rose with a shield in the center. The shield is flanked by two crossed swords. The entire emblem is set against a background of stylized ocean waves.
<p>Law Enforcement Detachment/Tactical Law Enforcement Team</p> <p>A polished gold insignia, with a ribbon on the top edge. A compass rose and a silver shield are centered on the insignia between two crossed swords. Across the bottom the insignia reads: “TACTICAL LAW ENFORCEMENT.”</p>	 The insignia is a gold-toned emblem. It features a central shield with a caduceus, flanked by two crossed swords. The shield is set against a background of stylized ocean waves. A ribbon is inscribed at the bottom with the words "TACTICAL LAW ENFORCEMENT".




3.E.2. Devices




The Command Afloat and Command Ashore Devices are considered equivalent. Personnel entitled to wear the Command Afloat/Command Ashore Device shall wear this device in addition to any other qualification insignia authorized. The large size Command Afloat/Command Ashore Device shall be worn on full dress uniforms. The miniature device, half the size in diameter of the large device, shall be worn on all other uniforms. During the incumbency of either device, both the incumbent device and the previously earned device may be worn. Only one “Afloat” device and only one “Ashore” device may be worn (a total of two command devices) at any time .




Description	Device
<p>Command Afloat</p> <p>A gold and silver metal device with a miniature officer cap device superimposed on a partially unfurled commission pennant.</p>	
<p>Command Ashore</p> <p>A gold and silver metal device with a miniature officer cap device superimposed on a wreath of gold oak leaves.</p>	
<p>Officer in Charge Afloat</p> <p>A pewter toned metal device with a Coast Guard shield and anchor superimposed on a rope grommet. Enlisted members who have earned an OINC device and subsequently advance to officer status may continue to wear the device until they qualify for an equivalent “Officers” command device, at which time the enlisted device will no longer be worn.</p>	
<p>Officer in Charge Ashore</p> <p>A pewter toned metal device with a wreath of oak leaves open at the top with a Coast Guard shield in its center. Enlisted members who have earned an OINC device and subsequently advance to officer status may continue to wear the device until they qualify for an equivalent “Officers” command device, at which time the enlisted device will no longer be worn.</p>	





3.E.3. Service and Identification Badges

Service/Identification badges provide recognition of personnel serving on special assignment. Only two special Service/Identification Badges may be worn at one time. The wearing of other service and identification badges not specifically listed in these regulations is authorized during assignment to an organization requiring the wearing of such badges.

Description	Badge
<p>Presidential Service Badge</p> <p>This badge is authorized to be worn by personnel detailed to duty in the White House who have been awarded a Presidential Service Certificate. It may be worn during and after the period of their detail. The badge is worn on all Dress and Tropical Blue Long uniforms. It is not worn on the ODU, Undress Blue, or Working Blue uniform. There is no miniature version.</p>	
<p>Vice Presidential Service Badge</p> <p>This badge is authorized to be worn by personnel detailed to duty in the Office of the Vice President who have been awarded a Vice Presidential Service Certificate. It may be worn during and after the period of their detail. The badge is worn on all Dress and Tropical Blue Long uniforms. It is not worn on the ODU, Undress Blue, or Working Blue uniform. There is no miniature version.</p>	
<p>Office of the Secretary of Defense</p> <p>This badge is authorized to be worn by personnel who have received a certificate of eligibility from the Office of the Secretary of Defense authorizing them to wear the badge. Personnel may wear the badge during and after the period of their detail. The large size badge is worn on the Full Dress and Service Dress uniform. The small badge is worn on the Formal Dress, all Dinner Dress, Tropical Blue Long, Winter Dress, and ODU. It is not worn on the Undress Blue or Working Blue uniform.</p>	

Description	Badge
<p>Office of the Secretary of Transportation</p> <p>Permanent wear of this badge is authorized for personnel who completed 1 year of satisfactory duty on the Secretary of Transportation's personal staff (S-1 and S-60). The large size badge is worn on the Full Dress and Service Dress uniform. The small badge is worn on the Formal Dress, all Dinner Dress, Tropical Blue Long, Winter Dress, and ODU. It is not worn on the Undress Blue or Working Blue uniform.</p>	
<p>Office of the Secretary of Homeland Security</p> <p>To be developed.</p>	<p>To be developed.</p>
<p>Joint Chiefs of Staff</p> <p>This badge is authorized to be worn by personnel assigned to the organization. Personnel may wear the badge during and after the period of their detail. The large size badge is worn on the Full Dress and Service Dress uniform. The small badge is worn on the Formal Dress, all Dinner Dress, Tropical Blue Long, Winter Dress, and the ODU uniform. It is not worn on the Undress Blue or Working Blue uniform.</p>	
<p>Commandant's Staff Identification Badge</p> <p>This badge is authorized to be worn by personnel currently serving on the Commandant's personal staff. Personnel may permanently wear the badge after completion of 1 year of satisfactory staff duty. This includes those in PAL billets on the Commandant's and vice Commandant's staffs. The large size badge is worn on the Full Dress and Service Dress uniforms. The small badge is worn on the Formal Dress, all Dinner Dress, Tropical Blue Long, Winter Dress, and ODU uniform. It is not worn on the Undress Blue or Working Blue uniform. Both badges are authorized to be worn upon transfer to a subsequent assignment.</p>	

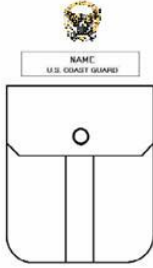
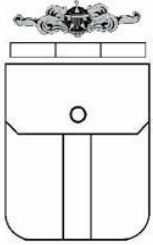
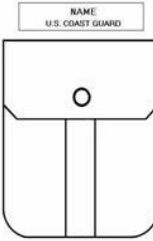
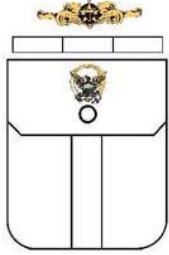
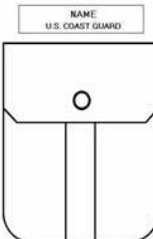
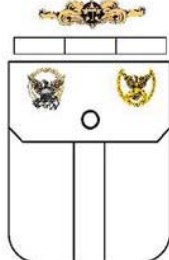
Description	Badge
<p>Command Master Chief/Senior Chief/Chief</p> <p>An E-7, E-8, or E-9 rank insignia placed on a gold or silver oval shield with the word “COMMAND” placed below.</p> <p>“Silver Badge” Unit designated Command Chief, Command Senior Chief, or Command Master Chief is authorized to wear the large size silver oval shield only while serving in that capacity. The small version is authorized to wear post assignment.</p> <p>“Gold Badge” Only incumbents of Commandant designated CMC billets are authorized to wear the gold oval shield. The small version is authorized to wear post assignment.</p> <p>The large size badge is worn on Full Dress, Service Dress, Winter Dress, Tropical Blue Long, and ODU uniforms. The small version is worn on the incumbent’s Formal Dress and all Dinner Dress uniforms. Post assignment, the small badge is worn on the Formal Dress, all Dinner Dress, Service Dress, Tropical Blue Long, Winter Dress, and ODU uniform. The large or small badge is not worn on the Undress Blue or Working Blue uniform.</p>	
<p>Master Chief Petty Officer of the Coast Guard</p> <p>An E-10 rank insignia placed on a gold oval shield with the word “MCPO-CG” placed below. The small version is authorized to wear post assignment. The large and small version of the badge is worn on the same uniforms as described in the CMC section.</p>	
<p>Master Chief Petty Officer of the Reserve Force</p> <p>An E-9 rank insignia placed on a gold oval shield with the word “FORCE” placed below. The small version is authorized to wear post assignment. The large and small version of the badge is worn on the same uniforms as described in the CMC section.</p>	

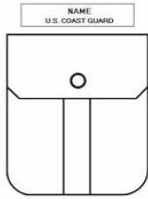
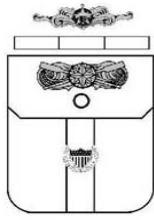
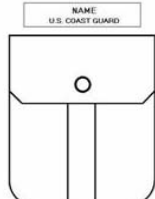
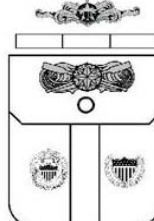
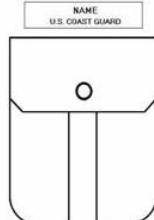

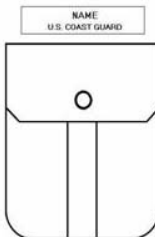

Description	Badge
<p>Rating Force Master Chief</p> <p>An E-9 insignia placed on a gold oval shield with the letters “RFMC” placed below. The small version is authorized to wear post assignment.</p> <p>The large and small version of the badge is worn on the same uniforms as described in the CMC section.</p>	
<p>Recruiting</p> <p>The badge is authorized to be worn by Coast Guard personnel currently assigned to a recruiting billet.</p> <p>A gold wreath around the badge may be worn by a recruiter (active duty or reserve, officer or enlisted) who has successfully completed Recruiter School and has completed the Personnel Qualification Standard (PQS).</p> <p>The badge is worn on all uniforms except the Undress and Working Blue uniform.</p>	
<p>Honor Guard</p> <p>The badge is authorized for members assigned to the Coast Guard Ceremonial Honor Guard at Alexandria, VA. Personnel may wear the badge during and after the period of their detail.</p>	
<p>Coast Guard Band</p> <p>The band identification badge is worn by past and present members of the Coast Guard Band located in New London, CT.</p>	

3.E.4. Manner of Wear for Insignia, Devices, and Badges


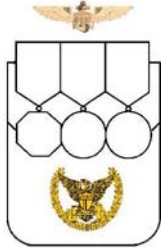
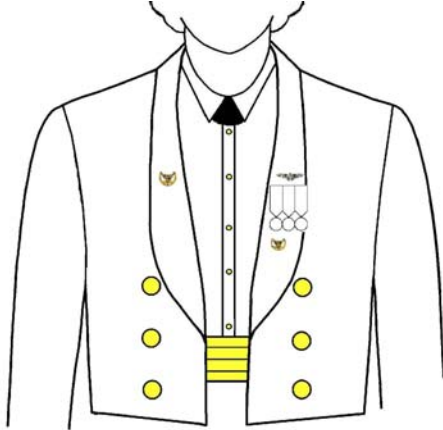
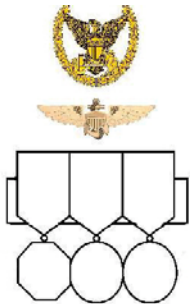
The following tables are provided to illustrate the proper wearing of qualification insignia, devices, and badges in sufficient detail to cover the vast majority of most plausible options. In situations where a member has earned the right to wear qualification insignia, devices, and badges that result in a conflict of placement due to sheer numbers (i.e., 2 qualification insignia, 2 command devices, and 2 badges that are worn in the same location), that conflict shall be resolved by using the best judgment of the wearer.

Manner of wear for insignia and devices on SDB, Tropical Blue and Winter Dress uniforms:

<p>In all instances, the following basic set up will be adhered to:</p> <ul style="list-style-type: none"> ◆ Nametag is centered ¼ inch above right pocket. ◆ Ribbons are centered ¼ inch above left pocket. ◆ Qualification Insignia is centered ¼ inch above ribbons. ◆ If assigned as incumbent CO/OinC, device is worn centered ¼ inch above nametag on right hand pocket. 	<p><u>Right Pocket</u></p> 	<p><u>Left Pocket</u></p> 
<p>If wearing one formerly earned device with or without an insignia.</p> <ul style="list-style-type: none"> ◆ Device is centered ¼ inch below top edge of left pocket flap. 		
<p>If wearing two formerly earned devices with or without an insignia.</p> <ul style="list-style-type: none"> ◆ Devices are symmetrically centered on either side of the button ¼ inch below top edge of pocket flap, with most recently earned device placed inboard 		

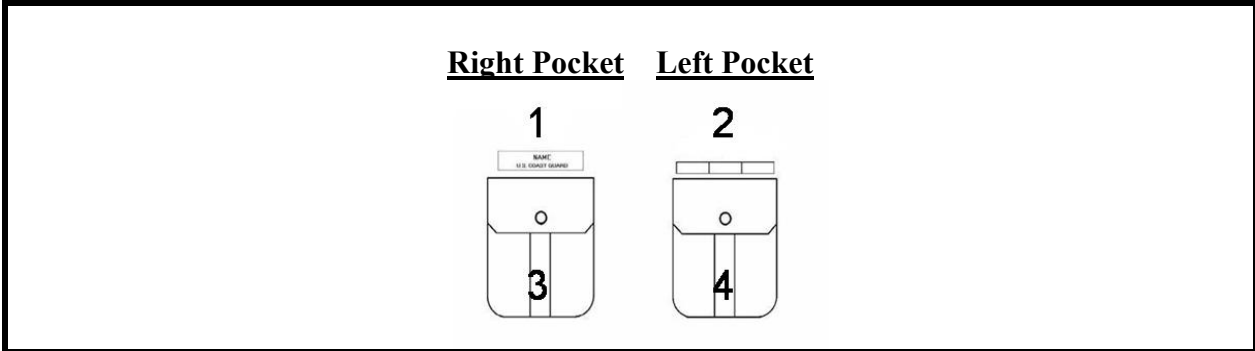
<p>If wearing one formerly earned device and/or two insignia.</p> <ul style="list-style-type: none"> ◆ Most recent qualification insignia is centered $\frac{1}{4}$ inch above ribbons or top of pocket on the left. ◆ Second qualification insignia is centered $\frac{1}{4}$ inch below upper edge of pocket flap. ◆ Device is centered $\frac{1}{4}$ inch below lower edge of pocket flap. 	<p><u>Right Pocket</u></p> 	<p><u>Left Pocket</u></p> 
<p>If wearing two formerly earned devices and two insignia.</p> <ul style="list-style-type: none"> ◆ Most recent qualification insignia is centered $\frac{1}{4}$ inch above ribbons or top of pocket on left. ◆ Second qualification insignia is centered $\frac{1}{4}$ inch below upper edge of pocket flap. ◆ Devices are symmetrically centered on either side of the button $\frac{1}{4}$ inch below bottom edge of left pocket flap, with most recently earned device placed inboard. 		
<p>If wearing 2 formerly earned devices and/or a former CMC Gold Badge with or without one insignia.</p> <ul style="list-style-type: none"> ◆ Devices are symmetrically centered on either side of the button $\frac{1}{4}$ inch below top edge of pocket, with most recently earned device placed inboard. ◆ Former CMC badge is centered on lower portion of left pocket below all other devices. 		
<p>If wearing 2 formerly earned devices and a former CMC Gold Badge with two insignia.</p> <ul style="list-style-type: none"> ◆ Most recent qualification insignia is centered $\frac{1}{4}$ inch above left pocket. ◆ Second qualification insignia is centered $\frac{1}{4}$ inch below upper edge of pocket flap. ◆ Devices are symmetrically centered on either side of the button $\frac{1}{4}$ inch below bottom edge of left pocket flap, with most recently earned device placed inboard. ◆ Former CMC badge is centered on left pocket below all other devices. 		

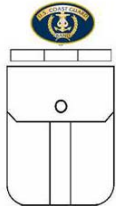
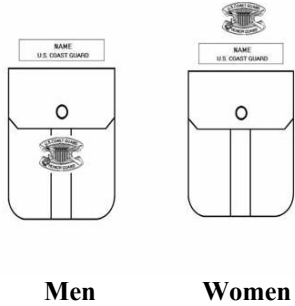
Manner of wear for insignia and devices on Formal Dress, Dinner Dress, and Full Dress uniforms:

<p><u>Men</u></p> <p>The miniature device is identical to the large except its height is 23/32 of an inch and the width is 1 1/8 inches.</p> <p>The full or largest size badge will be worn on the Full Dress uniforms.</p> <p>The miniature or smallest size badge is worn on all other uniforms that allow the wearing of service and identification badges.</p>	<div style="display: flex; justify-content: space-around; align-items: center;"> <div style="text-align: center;">  <p>Formal Dress Dinner Dress Jacket Dinner Dress</p> </div> <div style="text-align: center;">  <p>Full Dress</p> </div> </div>
<p><u>Women</u></p> <p>The miniature device is identical to the large except its height is 23/32 of an inch and the width is 1 1/8 inches.</p> <p>The full or largest size badge will be worn on the Full Dress uniforms.</p> <p>The miniature or smallest size badge is worn on all other uniforms that allow the wearing of service and identification badges.</p>	<div style="display: flex; justify-content: space-around; align-items: center;"> <div style="text-align: center;">  <p>Formal Dress Dinner Dress Jacket Dinner Dress</p> </div> <div style="text-align: center;">  <p>Full Dress</p> </div> </div>
<p>On all Dinner Dress Jacket and Formal Dress Blue Jacket uniforms, men center the insignia on the wearer's left lapel approximately 3 1/2 inches below the notch. Women center command insignia on the wearer's left lapel one-third of the distance between the shoulder seam and coat hem. Women may adjust the standard spacing if needed to enhance the insignia's appearance on the uniform.</p>	

Manner of wear for badges:

<p>Positioning of <u>currently</u> assigned badge corresponds with below #'s</p> <p>Presidential Service Badge Men (3) Women (1)</p> <p>Vice Presidential Service Badge Men (3) Women (1)</p> <p>Office of the Secretary of Defense Men (4) Women (2)</p> <p>Office of the Secretary of Homeland Security Men (3) Women (1)</p> <p>Joint Chiefs of Staff Men (4) Women (2)</p> <p>Commandant's Staff Identification Badge Men (3) Women (1)</p> <p>Recruiting Men(4) Women (1)</p> <p>Command Master Chief/Senior Chief/Chief Men (4) Women (1)</p> <p>Rating Force Master Chief Men (4) Women (1)</p>	<p>Positioning of <u>previously</u> assigned badge corresponds with below #'s</p> <p>Presidential Service Badge Men (3) Women (1)</p> <p>Vice Presidential Service Badge Men (3) Women (1)</p> <p>Office of the Secretary of Defense Men (4) Women (2)</p> <p>Office of the Secretary of Homeland Security Men (3) Women (1)</p> <p>Joint Chiefs of Staff Men (4) Women (2)</p> <p>Commandant's Staff Identification Badge Men (3) Women (1)</p> <p>Recruiting Not applicable</p> <p>Command Master Chief/Senior Chief/Chief Men (3) Women (3)</p> <p>Rating Force Master Chief Men (3) Women (3)</p>
--	---



<p align="center">Ceremonial Honor Guard & Coast Guard Band</p> <p>Members will wear the badge on or above the wearer's left pocket of all uniforms. The badges are not worn on the ODU, Undress Blue, or Working Blue uniform. When wearing ribbons or medals, the badge will be centered ¼ inch above the ribbons, medals, or pocket.</p> <p>Previous Ceremonial Honor Guard and Coast Guard Band members will wear the badge centered ¼ inch above the nametag on the right for females, and centered ¼ inch below the right pocket flap for males.</p>	<p>Currently Assigned</p> <p>(LEFT POCKET)</p>	<p>Previously Assigned</p> <p>(RIGHT POCKET)</p>
		 <p>Men Women</p>

3.F. Nametags and Nametapes

Nametags are required on the following uniforms:

- ◆ Service Dress Blue Bravo
- ◆ Service Dress White
- ◆ Tropical Blue Long
- ◆ Winter Dress Blue
- ◆ Undress Blue
- ◆ Working Blue (Commands may prescribe nametapes when safety is an issue.)

Nametapes are required on the following uniform:

- ◆ Operational Dress Uniform

3.F.1. Plastic Nametags

3.F.1.a. Description

The nametag shall be $\frac{5}{8}$ " x 3 and $\frac{3}{16}$ " of Air Force blue-colored plastic material. The standard for nametags requires the last name only. The nametag will have the individual's last name and the legend "U. S. COAST GUARD" directly below it. Both the name and legend will be centered. Lettering size shall be $\frac{1}{4}$ " for the individual's last name and $\frac{3}{16}$ " for the legend.

Nametags with first names and unofficial but Coast Guard recognized insignia, such as SAR and NATON school pins attached, are authorized as an optional uniform item if space permits. Insignia will be placed to the left of the name. Full name and "U. S. COAST GUARD" legend letter sizes must be the same as for the standard nametag. Commands have the authority to require the standard nametag when a higher level of uniformity is necessary.

Crewmembers serving on the oldest cutter in the fleet are authorized to attach the gold hull numbers of that cutter to their nametags using a permanent adhesive. The numbers shall be of block style and must fit within a one half-inch square space. The numbers shall be attached to the far right (the wearer's right) of the nametag. The numbers will not obscure the individual's name. The authorization is limited to the duration of the assignment to the oldest cutter in the fleet. The gold numbers should be purchased by individuals or with the unit morale funds from local sources.

3.F.1.b. Manner of Wear

Wear centered $\frac{1}{4}$ inch above the top of the right chest pocket. On the women's light blue shirts without pockets, wear the nametag so that it is level and centered on the right side of the shirtfront in the same approximate position that it would be worn on a properly fitting light blue shirt with pockets. Individuals are to adjust placement of nametag to allow for shirt size and individual body proportions to achieve appropriate appearance.

3.F.2. Cloth Nametapes

When cloth nametapes are worn, both the wearer's nametape and the "U.S. COAST GUARD" nametape will be worn. The cloth nametape with the wearer's name will be centered directly above the wearer's right chest pocket. The "U.S. COAST GUARD" nametape will be centered directly above the wearer's left chest pocket. The cloth nametapes will consist of a background color matching the Operational Dress Uniform (ODU) shirt or working Coast Guard blue shirt material with white block letters between $\frac{1}{2}$ and $\frac{3}{4}$ inch high only the last name will be represented on the name tape. Both nametapes will be the same height. Tapes will be sewn on with matching blue thread, using a minimum of six stitches per inch. Cloth nametapes are the standard. Velcro™ type nametapes are optional. Cloth nametapes for the initial issue only of ODUs will be at Coast Guard expense.

3.F.3. Direct Embroidery

Names may be embroidered, at member's expense, directly to the working blue uniform only. The following embroidery criteria will be strictly adhered to:

- ◆ When the member's name is embroidered directly on the working blue shirt, both the wearer's name and the "U.S. COAST GUARD" will be embroidered.
- ◆ Only the last name will be embroidered.
- ◆ The embroidered name will be centered directly above the wearer's right chest pocket. The embroidered "U.S. COAST GUARD" will be centered directly above the wearer's left chest pocket.
- ◆ The embroidery is white, $\frac{1}{2}$ inch solid block letters plus or minus $\frac{1}{32}$ of an inch.
- ◆ Embroidery yarn is colorfast white, 120/2 (+/- 5) denier rayon. Maintain a $\frac{1}{2}$ inch space between the top of the pocket flap and the bottom edge of the embroidered name.

Direct embroidery of name or "U. S. COAST GUARD" identification is not authorized on the Operational Dress Uniform (ODU).

3.G. Medals, Ribbons, and Awards

An award is presented to an individual for the performance of certain duties, acts, or services. All medals awarded have a corresponding ribbon, and some ribbons are awarded without a corresponding medal such as unit and team awards. See the Medals and Awards Manual, COMDTINST M1650.25 (series).

3.G.1. Manner of Wear

The following tables describe when and how to wear ribbons and medals.

When In:	Wear:	How:
Tropical Blue Long Service Dress Bravo Service Dress White Winter Dress Blue	Ribbons – A choice of all, up to nine ribbons of the wearer's choice, or the three highest precedence ribbons authorized.	<p>Mounted on a single ribbon bar assembly with the appropriate number of rows. May be professionally block mounted. Centered ¼ inch above the left pocket flap or equivalent location.</p> <p>Ordered by precedence from top down, and from the wearer's right (inboard) to left (outboard).</p> <p>Placed in rows of three across with no space between ribbons or rows.</p> <p>When more than three ribbons are worn, only the top row may contain less than 3 ribbons, worn centered over the next row.</p> <p>When the lapel of the Service Dress coat causes ribbons to be concealed by more than 1/3 of their length, ribbons may be arranged in successively decreasing rows. Align the left (outboard) edge of all decreasing rows vertically, with the alignment of the top row adjusted to present the neatest appearance.</p>

When In:	Wear:	How:
Full Dress Blue Full Dress White	Full size medals – Wear all authorized medals.	<p>Place lowest medal bar centered ¼ inch above the left pocket flap or equivalent location with the suspension ribbon and medal partially covering the pocket flap.</p> <p>Order by precedence from top down, and from the wearer's right (inboard) to left (outboard).</p> <p>When wearing six or fewer large medals, wear them in rows of up to three with no overlap (members who have had 5 medals professionally mounted so that 5 medals are overlapped in a row may continue to wear them in this manner until another medal is received).</p> <p>When wearing more than six large medals, wear no more than five per row, evenly overlapped. The right (inboard) medal will show in full. Medals may be offset to the left and the number per row may be modified to avoid covering by the lapel.</p> <p>The medal bar will be 4 1/8 inches wide. Each medal will be 3 ¼ inches long from the top of the ribbons to the bottom of the medal. The bottoms of the medals dress in a horizontal line. Upper rows of medals will be mounted so the medals cover the suspension ribbons of the medals below.</p>
	Ribbons without corresponding medals.	Worn centered ¼ inch above the right pocket flap or equivalent location. Ribbons will be ordered by precedence from top down, and from the wearer's left (inboard) to right (outboard). Attachments, such as stars, letters, etc., are also worn from the wearer's left (inboard) to right (outboard).

When In:	Wear:	How:
Dinner Dress Formal Dress	Miniature medals - Those possessing five or more must wear a minimum of five. Personnel with five or less must wear all authorized.	<p>Mounted on a single medal bar assembly with the appropriate number of rows. May be professionally block mounted.</p> <p>The top of the holding bar is positioned 3 inches below the lapel notch and centered on lapel, when worn on the men's Formal Dress and Dinner Dress Jackets.</p> <p>Centered immediately above the left chest pocket flap when worn on the blue or white (officers only) Service Dress Coats.</p> <p>When worn on the women's Formal Dress or Dinner Dress Jacket uniforms, the holding bar is worn in the same relative position as on the white service coat.</p> <p>By precedence from top down, and from the wearer's right (inboard) to left (outboard).</p> <p>Each row of miniatures will be 2 1/4 inches long from the top of the ribbons to bottom of the medals so that the bottoms of medals dress in a horizontal line. Upper rows of medals will be mounted so the medals cover the suspension ribbons of the medals below. Up to five miniature medals in a row may be worn. Overlap is not authorized. When 5 or fewer medals are worn, they shall be worn in a single row without overlapping. When 6 or more are worn they shall follow the description in Section 3.G.2.</p>
Civilian Clothing	Miniature medals.	With civilian evening dress (white tie) wear in the same manner as prescribed for Formal Dress uniform, and with civilian dinner dress (black tie) in the same manner as prescribed for Dinner Dress uniforms.
	Miniature ribbon replicas made as lapel pins, or ribbons in rosette form.	On the left lapel of civilian clothes except civilian evening dress (white tie), and civilian dinner dress (black tie) as noted above.
Nonmilitary Uniforms	Medals and Ribbons.	Per organization's uniform rules.

3.G.2. Number of Medals Worn

When wearing Full Dress and Dinner Dress uniforms, all authorized medals shall be worn. Rows of more than three large medals may be mounted overlapping with the highest precedence medal inboard showing fully. Large and miniature medals should be mounted according the chart below.

Large Medals						Miniature Medals					
Number of medals to be worn	Prescribed Number of Rows	Top Row	2nd Row	3rd Row	4th Row	Number of medals to be worn	Prescribed Number of Rows	Top Row	2nd Row	3rd Row	4th Row
1-3	1	1-3	-	-	-	1-5	1	1-5	-	-	-
1-6	2	1-3	3	-	-	6	2	3	3	-	-
7	2	3	4	-	-	7	2	3	4	-	-
8	2	4	4	-	-	8	2	4	4	-	-
9	2	4	5	-	-	9	2	4	5	-	-
10	2	5	5	-	-	10	2	5	5	-	-
11	3	3	4	4	-	11	3	3	4	4	-
12	3	4	4	4	-	12	3	4	4	4	-
13	3	3	5	5	-	13	3	3	5	5	-
14	3	4	5	5	-	14	3	4	5	5	-
15	3	5	5	5	-	15	3	5	5	5	-
16	4	4	4	4	4	16	4	4	4	4	4

3.G.3. Ribbon and Medal Attachments

Ribbon and medal attachments are any devices such as a star, letter, clasp, etc. worn on a ribbon or the suspension ribbon of a medal. See illustrations for examples of attachment placement. Attachments authorized for awards are listed in the CG Medals and Awards Manual, COMDTINST M1650.25 (series).

Type of Device	How to Wear on Ribbons:	How to Wear on Medals:
5/16 Inch Gold Star (orient with single ray pointing up) (See Illustration 1 and 2)	Single gold star, wear centered on ribbon . 2 or 4 stars, symmetrically spaced out from ribbon center. 3 stars, one in center and one to either side, evenly spaced. Gold stars alternate around a silver star with the first gold star to the wearer's right, the second to the left, etc. When worn with a letter device, letter is centered and first gold star is worn on the wearer's right, the second on the left, etc.	Wear on suspension ribbon portion of large medals in the same manner as on ribbons.
1/8 Inch Gold Star	Not worn on ribbons.	Wear on miniature medals, in the same manner as larger stars are worn on large medals.
5/16 Inch Silver Star, (Wear instead of 5 Gold Stars) (See Illustration 3)	Single star, wear centered on ribbon.	Wear on suspension ribbon portion of large medals in the same manner as on ribbons.
1/8 Inch Silver Star, (Wear instead of 5 Gold Stars)	Not worn on ribbons.	Wear on miniature medals, in the same manner as larger stars are worn on large medals.
3/16 inch Bronze Star (See Illustrations 1 and 2)	Single bronze star, wear centered on ribbon . 2 or 4 stars, symmetrically spaced out from ribbon center. 3 stars, one in center and one to either side, evenly spaced. Bronze stars alternate around a silver star with the first bronze star to the wearer's right, the second to the left, etc. When worn with a letter device, letter is centered and first bronze star is worn on the wearer's right, the second on the left, etc.	Wear on suspension ribbon portion of large medals in the same manner as on ribbons.
3/16 Inch Silver Star, (Wear instead of 5 Bronze Stars) (See Illustration 3)	Single silver star, wear centered on ribbon.	Wear on suspension ribbon portion of large medals in the same manner as on ribbons.
1/8 Inch Silver Star, (Wear instead of 5 Bronze Stars)	Not worn on ribbons.	Wear on miniature medals, in the same manner as larger stars are worn on large medals.

Type of Device	How to Wear on Ribbons:	How to Wear on Medals:
Oak Leaf Clusters Bronze (denotes subsequent award of joint service awards) Silver (wear instead of 5 Bronze clusters)	Wear in same manner as stars.	Wear on suspension ribbon portion of large medals in the same manner as on ribbons.
¼ Inch Block Letters (Bronze, Silver, or Gold)	Single letter, wear centered on ribbon 2 Letters, symmetrically spaced from ribbon's center.	Wear on suspension ribbon portion of large medals in the same manner as on ribbons.
3/8 Inch Hourglass with X (Bronze, 10 Yrs; Silver, 20 Yrs; Gold, 30 Yrs; Bronze and Gold, 40 yrs) (See Illustration 4)	Wear centered on ribbon of Armed Forces Reserve Medal when only attachment. Place on wearer's right when worn with M or with M and Numeral.	Wear on suspension ribbon portion of large Armed Forces Reserve Medal in the same manner as on ribbons.
¼ Inch Block Numerals (Bronze)	For multiple M awards wear numeral on left (outboard) side of M device.	Wear on suspension ribbon portion of large Armed Forces Reserve Medal in the same manner as on ribbons.
1/8 Inch Hourglass with X (Bronze, 10 Yrs; Silver, 20 Yrs; Gold, 30 Yrs; Bronze and Gold, 40 yrs) (See Illustration 4)	Not worn on ribbons.	Wear on suspension ribbon portion of miniature Armed Forces Reserve Medal in the same manner as on large medal.
Antarctica Disk	Wear centered on Antarctica Service Medal ribbon.	Wear on suspension ribbon portion of large medals in the same manner as on ribbons.
5/16 Inch Marine Corps Emblem	Centered on the ribbon of the medals listed in the Medals and Awards Manual, COMDTINST M1650.25 (series).	Centered on the suspension ribbon of the large medals listed in the CG Medals and Awards Manual, COMDTINST M1650.25 (series).
1/8 Inch Marine Corps Emblem	Not worn on ribbons.	Centered on the suspension ribbon of the miniature medals listed in the CG Medals and Awards Manual, COMDTINST M1650.25 (series).
Gold Bar (denotes subsequent award)	Wear centered on the ribbon of the Gold Lifesaving Medal.	Wear centered on the suspension ribbon of the large Gold Lifesaving Medal.
Silver Bar (denotes subsequent award)	Wear centered on the ribbon of the Silver Lifesaving Medal.	Wear centered on the suspension ribbon of the large Silver Lifesaving Medal.
Gold Compass Rose (denotes subsequent award)	Wear centered on the ribbon of the National Security Medal.	Wear centered on the suspension ribbon of the National Security Medal.
Strike/Flight Numerals (Bronze 3/16 Inch Arabic Numerals)	Worn on the ribbon of the Air Medal, positioned to wearer's left.	Worn on the suspension ribbon of the Air Medal, positioned to wearer's left.


Attachment Illustration 1

Place single star as shown below:



Attachment Illustration 2

Place multiple stars of the same color as shown below:



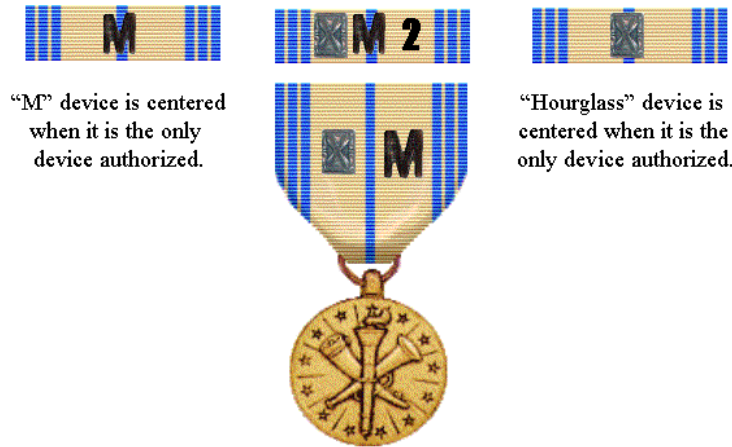
Attachment Illustration 3

Alternate the placement of gold or bronze stars around a silver star with the silver star to the wearer’s right, the gold or bronze star to the left, silver star in the center and one bronze or gold star to either side, etc. as shown below:



Attachment Illustration 4

Hourglass and M devices are shown worn alone, together, and with multiple M award numerals on the Armed Forces Reserve Medal and Ribbon.



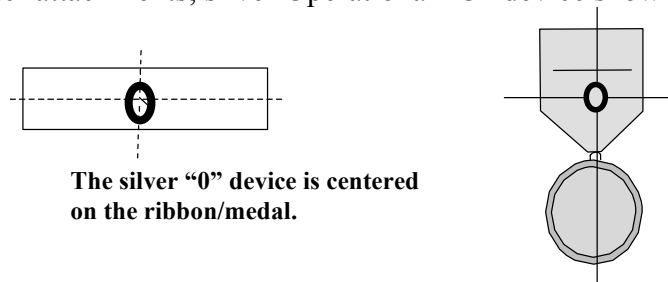
“M” device is centered when it is the only device authorized.

“Hourglass” device is centered when it is the only device authorized.

On the medal and ribbon, “Hourglass” device is placed at the wearer’s right, followed by the “M” device and the numeral which represents the number of times the “M” has been awarded.

Attachment Illustration 5

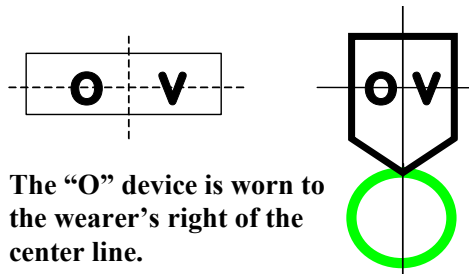
Wear of single letter attachments; silver Operational “O” device shown as the example.



The silver “O” device is centered on the ribbon/medal.

Attachment Illustration 6

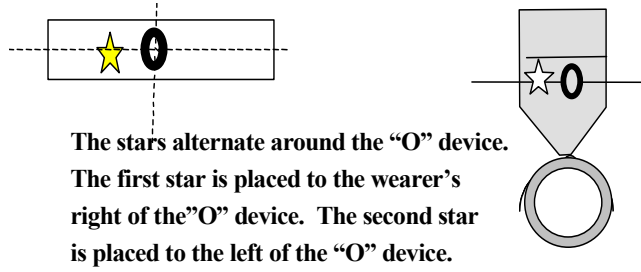
Wear of multiple letter attachments: the silver Operational “O” device with the bronze Combat “V” device is shown as an example. Note: The silver letter "O" device may be worn with a Combat "V", but only if it has been issued for a separate award from the one that authorized the Combat "V". When the Operational "O" and Combat "V" are worn on the same medal/ribbon, the "O" will be worn on the wearer's right.



The “O” device is worn to the wearer’s right of the center line.

Attachment Illustration 7

Stars with letter attachment; the silver Operational "O" device and star is shown as an example.



The stars alternate around the "O" device. The first star is placed to the wearer's right of the "O" device. The second star is placed to the left of the "O" device.

3.G.4. Marksmanship Awards and Attachments

3.G.4.a. Marksmanship Awards







Authorized Marksmanship awards are listed in the Medals and Awards Manual, COMDTINST M1650.25 (series).

Marksmanship awards are worn centered immediately above the left chest pocket. The President's Hundred Award is worn on the left shoulder of enlisted uniforms. Marksmanship awards are worn with a maximum of three in a single row. Only the highest-ranking award for a specific type of weapon may be worn at any one time. The wearing of distinguished or excellence in competition awards received while in another service is optional with the holder. Marksmanship awards are arranged according to seniority from wearer's right to left.

When ribbons are prescribed, awards will be worn immediately below the bottom row of ribbons. When large medals are prescribed, awards will be worn immediately below the bottom row of medals, so that only the medal line of each award is visible. Awards will not be worn with miniature medals.

3.G.4.b. Marksmanship Ribbons

When ribbons are prescribed, personnel who have been awarded a Distinguished or Excellence in Competition Award may wear the appropriate attachment, illustrated below, on the appropriate marksmanship ribbon. The ribbons and the representative attachments are:

Award	Ribbon
Distinguished Marksmanship Award a gold plated replica of an M14 rifle target for wear centered on the Coast Guard Rifleman Ribbon	
Distinguished Pistol Shot Award, a gold-plated replica of an M1911A1 pistol target for wear centered on the Coast Guard Pistol Ribbon	
Rifleman Excellence in Competition Award (Silver or Bronze), Silver or Bronze replica of the M14 rifle worn centered on the Coast Guard Rifleman Ribbon.	 
Pistol Shot Excellence in Competition Award (Silver or Bronze), Silver or Bronze replica of the M1911A1 pistol worn centered on the Coast Guard Pistol Ribbon.	 

3.H. Sword and Sword Accessories

Sword, scabbard, sword belt, and sword knot are required of all officers on active duty for wear with Full Dress uniforms. Chaplains and U.S. Public Health Service personnel serving with the Coast Guard do not require swords.

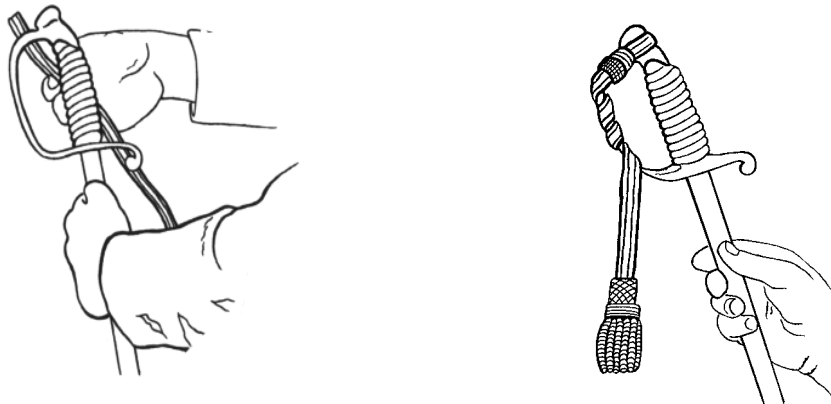
The senior officer present may prescribe the wearing of the Full Dress uniform without the sword for certain individuals, or on specific occasions when the wearing of a sword is considered inappropriate or undesirable.

The sword has a cut and thrust blade, from 26 to 32 inches long, half-basket hilt, and fits in a scabbard of plain black grain leather or synthetic material presenting the same appearance.

The sword belt is of plain black grain leather or synthetic material presenting the same appearance as the scabbard. It is 1-3/4 inches wide with 3/4-inch wide sling straps of the same material. The buckle is 2 inches in diameter with gold plate mounting. The sword knot consists of a 1/2-inch gold lace loop; 24 inches long with slide and tassel.

3.H.1. Preparing the Sword Knot

To prepare the sword knot:

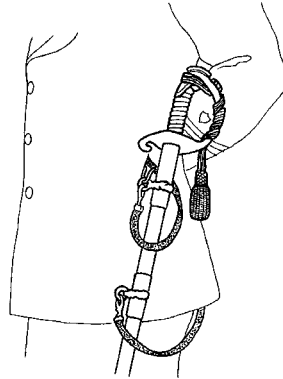


- ◆ Hold the sword with the blade pointing down and the handle to the left. Pass the end of the lace upward through the slit in the guard of the hilt.
- ◆ With the knotted end, take one turn (right to left) around the handle outside the guard and pass it through the eye of the hilt. Adjust the lace slide as illustrated above.
- ◆ Take two or more additional turns down around the guard and let the knot (tassel) hang free.

3.H.2. Manner of Wear for Sword and Sword Accessories

To attach the sword and scabbard to the belt, hold the sword with the right hand and attach the back swivels to the scabbard rings. The shorter strap is attached to the upper ring and the longer strap to the lower.

Twist the sword one-half turn in a clockwise direction and suspend on the sword hook with the uppermost scabbard ring so that the sword handle faces aft.



The sword belt is worn under the dress coat. The short belt strap and lock swivels are passed through the coat opening on the left side and the longer strap hangs free.

3.I. Brassards and Armbands

Coast Guard commands are authorized to provide means of identification, such as brassards, armbands or similar items as appropriate for personnel performing following official duties:

- ◆ Officer of the Day
- ◆ Junior Officer of the Day
- ◆ Shore Patrol (worn by members of the shore patrol and beach guard while on duty)
- ◆ Master at Arms
- ◆ Armed Forces Police (worn by members of an Armed Forces Police Detachment)
- ◆ Captain of the Port (worn by personnel engaged in port security duties, when the captain of the port directs)
- ◆ Geneva Convention Red Cross (worn by personnel involved in medical activities so they may be readily identified for such purposes as emergency medical response or under combat conditions).

3.J. Funerals


3.J.1. Mourning Badges

Personnel shall wear mourning badges at military funerals while serving as honorary pallbearers or while attending military funerals in an official capacity. Enlisted personnel otherwise attending military or civilian funerals in uniform may wear mourning badges at their discretion. The badge shall be made of black crepe, 3 inches wide and sufficiently long to fit around the arm. These badges are normally furnished by the funeral director at no cost to the individual.

- ◆ Officers shall wear the mourning badge on the left sleeve of the outer garment, halfway between the shoulder and elbow.
- ◆ Enlisted personnel shall wear the mourning badge on the right sleeve of the outer garment, halfway between the shoulder and elbow.

3.J.2 Swords at Funerals

When the sword is worn, officers shall also wear a mourning badge 3 inches wide and 20 inches long, knotted in the middle of the sword hilt.



3.K. Wedding Attire

3.K.1. Military Weddings

- Groom and Best Man. May wear Dinner Dress Uniform, Full Dress Uniform, Service Dress Uniform or civilian attire, i.e. tuxedo, business suit, or any accepted civilian custom.
- Bride and Maid-of-Honor. May wear Dinner Dress Uniform, Full Dress Uniform, Service Dress Uniform, or civilian attire, i.e. bridal gown, or any accepted civilian custom.
- Ushers and Bridesmaids. All uniformed participants should all wear the same uniform which may be different from those worn by the Bride, Groom, Maid-of-Honor, and Best Man.
- Immediate Family. Uniformed participants should wear uniforms that correspond to all of the above.
- Guests. Wear appropriate Service Dress uniforms.

3.K.2 Swords at Weddings

Swords are not usually carried into a house of worship, but the sword belt without scabbard may be carried with Full or Dinner Dress uniforms with end clips fastened together. If you plan to form an arch of swords, through which the bridal party will pass, draw swords outside the house of worship.

3.L. Graduation Ceremonies

Participants in graduation ceremonies may not wear graduation caps, tassels, gowns or academic hoods with the Coast Guard uniform. The wearing of any civilian ceremonial regalia is prohibited while in uniform. Personnel awarded degrees above the Bachelor or Arts or Sciences may drape the academic hood over the left forearm only.

3.M. Military Uniform Equivalents

Coast Guard	Navy	Marine Corps	Army	Air Force	When worn.
Formal Dress	Formal Dress	Evening Dress	Blue Mess/ Evening Dress	Blue Formal Dress	Official formal evening functions after 6:00 PM. State occasions, diplomatic service (Equivalent to white tie).
Dinner Dress Blue Jacket	Dinner Dress Blue Jacket	Evening Dress	Blue Mess Dress	Blue Mess Dress	Winter evening wear for social functions of general or official nature. (Equivalent to black tie)
Dinner Dress White Jacket	Dinner Dress White Jacket	Mess Dress	White Mess Dress	Blue Mess Dress	Summer evening formal functions, dinners, dinner dances or club affairs. (Equivalent to black tie)
Dinner Dress Blue	Dinner Dress Blue	Dress Blue A	Army Blue (bow-tie)	Ceremonial Dress Blue	Same as Dinner/Mess Dress but less formal occasions requiring more formality than service uniforms
Dinner Dress White	Dinner Dress White	Dress White A	Army White (bow-tie)	Ceremonial Dress White	
Full Dress Blue	Full Dress Blue	Dress Blue A or B	Army Green/Blue	Ceremonial Dress Blue	Worn year-round for Change of Command ceremonies, parades, and reviews when special honors are being paid, such as official visits of and to U.S. and foreign officials.
Full Dress White	Full Dress White	Dress White A or B	Army White	Ceremonial Dress White	Same as above as summer or tropical uniform.
Service Dress Blue (Bravo)	Service Dress Blue	Service A	Army Green	Service Dress	Business and informal social occasions as correct for local custom.
Service Dress White	Service Dress White	Service A	Army White	Service Dress	
Tropical Blue Long	Summer Khaki	Service C	Army Green	Service Uniform	To compensate for climate variations as per prescribing authority and where coat and tie are not required or expected
Winter Dress Blue	White Winter Blue	Service B	Army Green	Service Uniform	
Undress Blue Working Blue Operational Dress	Aviation Working Green\Blue Winter Work Khaki/Blue/ Dungaree	Utility	Battle Dress	Utility	When working at unit or plant environment, when in environments where soiling clothing is expected. May be worn commuting and brief stops for gas or drive thru. This is not a liberty uniform.

Chapter 4 - Special Uniforms and Clothing

4.A. Ceremonial Uniforms

- 4.A.1. Ceremonial Honor Guard
- 4.A.2. Drill Teams and Unit Honor Guards
- 4.A.3. Coast Guard Band Concert Dress Uniform
- 4.A.4. Coast Guard Band Ceremonial Uniform
- 4.A.5. Other Coast Guard Band Uniform Items

4.B. Duty as an Aide, Adjutant, or Executive Assistant

- 4.B.1. Military Aides, Military Adjutants, and Executive Assistants
- 4.B.2. Description of Aiguillettes
- 4.B.3. Manner of Wear for Aiguillette

4.C. Special Program Uniforms

- 4.C.1. Public Health Service Officers
- 4.C.2. Chaplain Corps
- 4.C.3. Prisoner Uniforms

4.D. Organizational Clothing

- 4.D.1. Boat Crew
- 4.D.2. Coveralls
- 4.D.3. Flight Crew
- 4.D.4. Food Service Personnel
- 4.D.5. Hot Weather
- 4.D.6. Cold Weather
- 4.D.7. Judicial Robes
- 4.D.8. Maritime Law Enforcement Instructors
- 4.D.9. Medical Personnel
- 4.D.10. Port Security and Joint Operations

4.E. U. S. Coast Guard Tartan

- 4.E.1. Fabric Description
- 4.E.2. Use of Coast Guard Tartan

4.A. Ceremonial Uniforms

The Coast Guard's Ceremonial Honor Guard and U. S. Coast Guard Band will wear the standard uniforms described in Chapter 3 as prescribed by their respective units with the specific modifications detailed below to create the unique appearance desired.

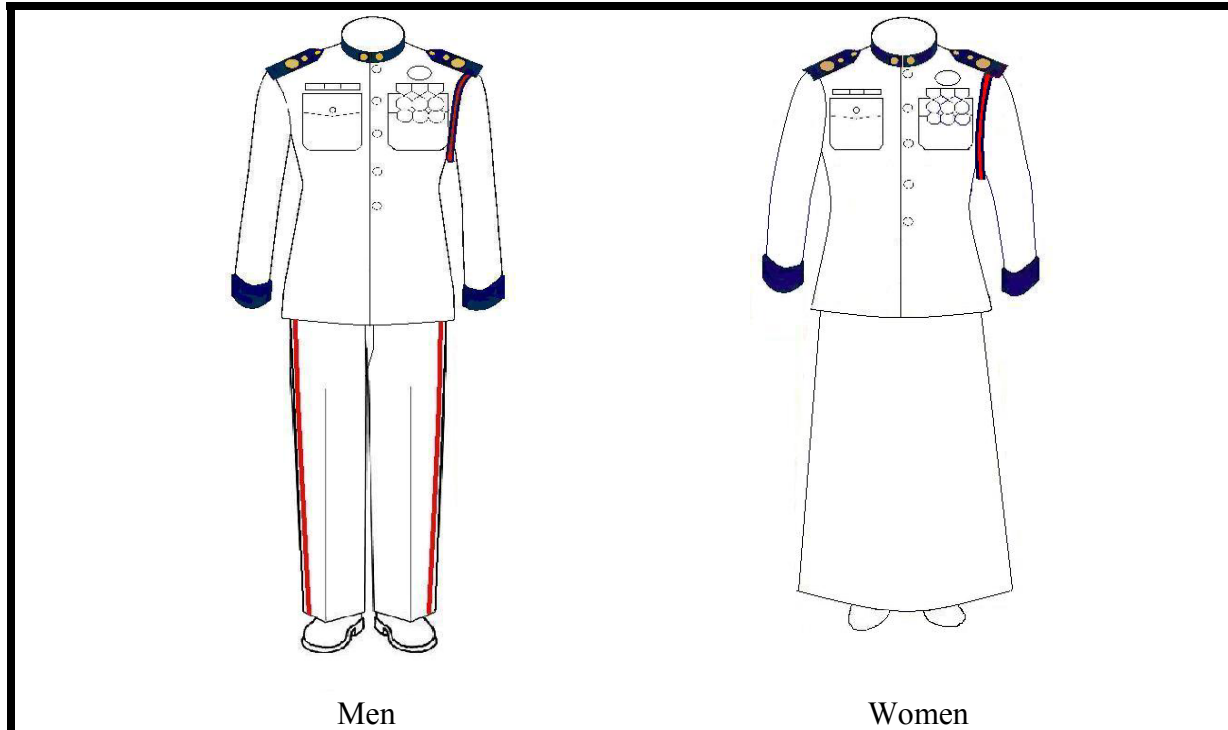
4.A.1. Ceremonial Honor Guard

Item	Description
Aiguillette	White or blue sennet worn on left shoulder secured 2 inches from shoulder seam. Brass tips are attached for drill teams.
Ascot	Blue ascot.
Badge	Past and present Ceremonial Honor Guard members shall wear the Coast Guard Honor Guard identification badge. It is centered on the right pocket as described in Chapter 3 for identification badges for past members and ¼ inch above the ribbons or medals on the left side for present members.
Ceremonial Belt and Buckle	White, knit pistol belt with 3in x 4in plain brass buckle modified with a raised, centered CG emblem.
Footwear	High gloss black dress shoes commonly known as Corfams™. Shoes shall be double soled, 1-1/2 inch heel, steel tap on toe and heel, and a brass plate on the inside of each heel.
Patches	Identification patch with the legend "U.S. COAST GUARD" in white block letters on a flag blue background, curved to match top of shoulder. "U.S. COAST GUARD" insignia is sewn on each sleeve 1-1/4 inches below the shoulder.
	Embroidered shield 1-13/16 inch wide and 2-1/2 inches high, consisting of a blue chief, with six red and seven white stripes in the base. The entire shield is bordered in gold and the gold also separates the chief from the base of the shield. The chief of the shield has 13 stars, arranged in two straight horizontal rows, with seven stars above and six stars below. The embroidered shield shall be sewn on the right sleeve, 1/2 inch below the bottom of the curved "U.S. COAST GUARD" insignia.

4.A.2. Drill Teams and Unit Honor Guards

Item	Description
Ascot	Blue Ascot
Ceremonial Belt and Buckle	White, knit pistol belt with 3 in x 4 in plain brass buckle.

4.A.3. Coast Guard Band Concert Dress Uniform





Men


Women

Item composing uniform	Comment
Concert Dress White Coat	Similar to SDW coat with stand up Coast Guard blue collar and cuffs.
Blue Trousers	For men and women. Same design as the Service Dress Blue trousers with a 3/8 inch scarlet stripe sewn on the outside seam from the bottom of the pocket welt to the bottom of hem.
Blue Formal Skirt	For women. A-line, floor length skirt in same blue fabric as trousers.
Shoulder-boards	Hard shoulder boards with a gold embroidered lyre and shield.
Collar Devices	Worn on standing collar with insignia parallel to the vertical edge of collar and the center of the insignia on the midline of the collar, 1 inch from the vertical edge of collar.
Aiguillette	Red and Blue aiguillette on the left shoulder.
Large Medals	Worn over left pocket.
Ribbons w/o Corresponding Medals	Worn over right pocket.
CG Band ID Badge	Worn above medals on left side.
Black Belt with Brass Buckle	
Black Socks or Hosiery	Socks worn with oxfords, hosiery with pumps or flats.
Black Oxford Shoes	Worn with trousers for men or women.
Black Pumps or Flats	Worn with formal skirt for women.
Head Gear	Combination cap with Band cap insignia for enlisted or garrison cap with rank insignia, as directed.
Occasions for Wear	Formal concerts and appropriate high-level ceremonies, as directed.

4.A.4. Coast Guard Band Ceremonial Uniform

<div style="display: flex; justify-content: space-around; align-items: center;"> <div style="text-align: center;">  <p>Men</p> </div> <div style="text-align: center;">  <p>Women</p> </div> </div>	
Item composing uniform	Comment
Ceremonial Coat	Same design as the Service Dress Blue coat. Wear of the Tropical Blue Long uniform is authorized as directed.
Blue Ceremonial Trousers	For men and women. Same design as the Service Dress Blue trousers with a 1/8 inch scarlet stripe sewn on the outside seam from the bottom of the pocket welt to the bottom of hem.
White or Light Blue Shirt	Long or short sleeved.
Collar Insignia	On shirt collar for enlisted only.
Officer Sleeve Insignia	On Ceremonial Coat for officers only.
Shoulder Epaulet	Shoulders shall have a 1-7/8 inch wide epaulet with a 1/16 inch scarlet border attached at the shoulder seam. The cloth shall be the same as the coat. The epaulet shall be attached with a 28 lingne Coast Guard gilt button.
Tie	Men: four-in-hand tie. Women: blue tab tie.
Black Belt with Brass Buckle	
Nametag	Required.
Ribbons	Yes.
CG Band ID Badge	Worn above ribbons on left side.
Aiguillette	Red and blue aiguillette on the left shoulder, under the epaulet.
CG Band ID Sleeve Patch	See description in 4.A.5
CG Band Shield	See description in 4.A.5
Black Socks or Hosiery	Socks are worn with oxfords. Non-opaque black hosiery is optional for women.
Black Oxford Shoes	Worn with trousers. For men and women.
Head Gear	Combination cap with Band cap insignia for enlisted or garrison cap with rank insignia, as directed.
Occasions for Wear	Official ceremonies, Change of Commands, outdoor concerts and functions, parades, indoor school or informal concerts.

4.A.5. Other Coast Guard Band Uniform Items

Item Composing Uniform	Comment
CG Band ID Sleeve Patch	Identification patch with the legend "U. S. COAST GUARD BAND" in white block letters on a flag blue background, curved to match top of shoulder. The patch is sewn on each sleeve, 1-1/4 inches below the shoulder.
CG Band Shield	Embroidered shield 1-13/16 inch wide and 2-1/2 inches high, consisting of a blue chief, with six red and seven white stripes in the base. Entire shield is bordered in gold and the gold also separates the chief from the base of the shield. The chief of the shield has 13 stars, arranged in two straight horizontal rows, with seven stars above and six stars below. The shield shall be sewn on the left sleeve, 1/2 inch below the bottom of the curved "U.S. COAST GUARD BAND" ID patch.
Band Cap Insignia 	Enlisted members wear the Band cap insignia consisting of a gold colored metal lyre device superimposed on the shank of a gold colored fouled anchor, and a silver-colored Coast Guard shield superimposed on the lyre.
Baldric	The Drum Major shall wear a baldric when prescribed, with a main device consisting of the Coast Guard Eagle provided by the Institute of Heraldry. Below the Eagle, the honors accrued by the Coast Guard since the French Naval War are attached.

4.B. Duty as an Aide, Adjutant, or Executive Assistant

4.B.1. Military Aides, Military Adjutants, and Executive Assistants

Military Aides, Military Adjutants, and Executive Assistants are personnel assigned as the personal staff of Flag Officers or other senior government officials or foreign heads of state to assist these persons. They wear an aiguillette for identification to facilitate the performance of their duties in support of their principal. The visual identification facilitates support of the principal's mission and prevents confusion during official occasions. Members may wear the aiguillette only while performing the duties assigned. Aiguillettes are furnished and remain in the custody of the program requiring them.

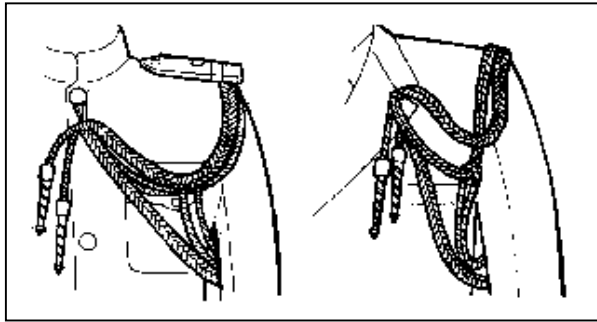
Personnel assigned as Aide to the President or Aide to the Vice President shall receive a one time organizational issue-in-kind of additional uniform items from the supporting program element due to the unique uniform requirements of these assignments as follows:

QTY	ITEM
1	Service Dress Blue Coat
2	Service Dress Blue Trousers
3	Long-sleeved Light Blue Shirts
3	Short-sleeved Light Blue Shirts
1	Trench Coat
1	Windbreaker
1	Operational Dress (ODU) Tops
1	Operational Dress (ODU) Trousers or any Combination of trousers and skirts for women
1	Trouser Blousers
1	Safety Boots

4.B.2. Description of Aiguillette

Duty	Color of Service and Dress Aiguillette	Number of Loops on Service Aiguillette	Shoulder Worn
Aide to the President	Gold	4	Right
Aide to the Vice President	Gold with dark blue spiral bands	4	Right
White House Social Aides	Gold with dark blue spiral bands	n/a	Right
Aides to Foreign Heads of State	Gold with dark blue spiral bands	n/a	Right
Adjutant to Secretary of the Department of Homeland Security	Gold with dark blue spiral bands	4	Left
Aides to Cabinet Members or Four Star equivalent	Gold with dark blue spiral bands	4	Left
Aide to the Commandant and Executive Assistant to the Commandant	Gold with dark blue spiral bands	4	Left
Naval Attaches and Assistant Naval Attaches	Gold with dark blue spiral bands	4	Left
Aides and Executive Assistants to Vice Admirals	Gold with dark blue spiral bands	3	Left
Aides and Executive Assistants to Rear Admirals (Upper and Lower Half)	Gold with dark blue spiral bands	2	Left
U. S. Coast Guard Band	Red with blue spiral bands	1	Left

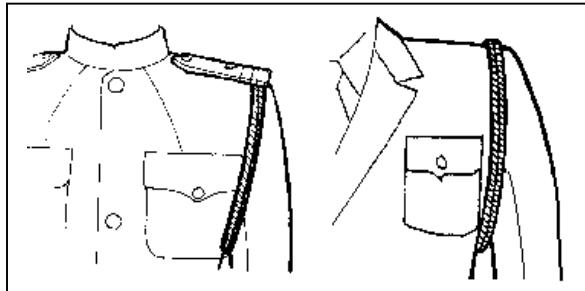
4.B.3. Manner of Wear for Aiguillette



Dress Aiguillette.

On the Dinner Dress White, Full dress White, and Service Dress White, attach the clasp pin to the shoulder seam at the arm seam on the required side. The suspension loop is attached to the top button of the coat.

On the Formal Dress, Dinner Dress Jackets, Dinner Dress Blue, Full Dress Blue, and Service Dress Blue, attach the clasp pin to the shoulder seam at the arm seam on the required side. The suspension loop passes through the notch in the collar and the pencils hang over the lapel.



Service Aiguillette. Attach the clasp pin to the shoulder seam at the arm seam on the required side. The longest loop of the cords is worn on the inboard side closest to the wearer's body.




4.C. Special Program Uniforms

4.C.1. Public Health Service Officers

Public Health Service officers detailed to the Coast Guard shall wear the standard Coast Guard uniforms as described in Chapter 3 with the specific modifications noted below. Specific USPHS uniform requirements are also listed in Commissioned Corps Personnel Manual (CCPM) Pamphlet No. 61, "Uniform Handbook."

Newly attached USPHS Officers shall receive a one time organizational issue-in-kind of additional uniform items from the supporting program element as follows:

QTY	ITEM
1	Service Dress Blue Coat
2	Service Dress Blue Trousers
3	Long-sleeved Light Blue Shirts
3	Short-sleeved Light Blue Shirts
1	Combination Hat
1	Trench Coat
1	Windbreaker
2	Operational Dress (ODU) Tops
2	Operational Dress (ODU) Trousers or a combination of trousers and skirt for women
2	Trouser Blousers
2	CG Blue Crew-Neck T-Shirt
1	Black Belt
1	Black Subdued Buckle
1	Ball Cap
1	Safety Boots



Item	Description
Cap Insignia 	USPHS shall be worn in lieu of the USCG officers eagle. On the combination cap, the insignia is attached to the Coast Guard blue combination cap band specifically designed for the insignia.
USPHS Officer Identification Insignia 	An embroidered USPHS insignia is worn in place of the Coast Guard shield on the sleeves.
Collar Insignia 	Worn on the left collar when wearing the winter dress blue, working blue, or undress blue uniforms. The top and bottom of the insignia will be aligned with the shaft of the caduceus parallel to the inside edge of the shirt collar. The right collar insignia denotes rank.
Shoulder Boards	USPHS officers shall wear regular hard and enhanced officer shoulder boards with the USPHS insignia in place of the Coast Guard shield.

4.C.2. Chaplain Corps

U. S. Navy Chaplains detailed to the Coast Guard may elect to wear the standard Coast Guard uniforms as described in Chapter 3 with the specific modifications noted below.

Newly assigned Navy Chaplains shall receive a one time organizational issue-in-kind of additional uniform items from the supporting program element as follows:

QTY	ITEM
1	Service Dress Blue Coat
2	Service Dress Blue Trousers
3	Long-sleeved Light Blue Shirts
3	Short-sleeved Light Blue Shirts
1	Combination Hat
1	Trench Coat
1	Windbreaker
2	Operational Dress (ODU) Tops
2	Operational Dress (ODU) Trousers or a combination of trousers and skirt for women
2	Trouser Blousers
2	CG Blue Crew-Neck T-Shirt
1	Black Belt
1	Black Subdued Buckle
1	Ball Cap
1	Safety Boots

Item	Description
Cap Insignia 	U.S. Navy cap insignia will be worn in lieu of the USCG officer eagle.
Chaplain Corps Identification Insignia  Christian Jewish Muslim Buddhist	An embroidered Chaplain insignia is worn in place of the Coast Guard shield on sleeves.
Chaplain Collar Insignia	Same as the Chaplain Corps identification insignia, worn on the left collar when wearing Winter Dress Blue, Working Blue, Undress Blue, or ODU.
Shoulder Boards	U. S. Navy chaplains shall wear shoulder boards designed similarly to regular hard and enhanced officer shoulder boards except the chaplain insignia is in place of the Coast Guard shield.

4.C.3. Prisoner Uniforms

Coast Guard members are required to have a full seabag prior to reporting to a military brig. Missing or unserviceable items are replaced at the member's expense. If the member is not able to pay for the needed items, then the member may receive a gratuitous issue of the needed items.

Once the member is incarcerated, the Personnel Service Center (PSC), Topeka, Kansas, assumes the duties of managing Coast Guard uniform replacement. Gratuitous replacements should be on an individual "as needed" basis with an estimated maximum outlay of \$200.00 per person per year. Submit replacement requests on Form CG-3019 to PSC (Admin).

For all gratuitous issues, PSC shall use the following accounting string to procure items: 2/P/Y01/299/12/0/12/79815/2613. Note: "Y" denotes fiscal year of expense. If and when the member is able to repay the cost of the gratuitous issue, that cost should be recovered.

4.D. Organizational Clothing

Organizational clothing is Coast Guard unit-owned clothing that is issued to individuals. Generally, organizational clothing remains the property of the issuing unit and shall be returned to the unit unless for sanitation reasons would not be reused. Items that are considered intimate, worn next to the skin, exposed to unsanitary conditions, chemicals, body fluids or sweat, or soiled beyond serviceability would not be reused. All organizational clothing items issued to personnel are accountable and shall be entered on a Personal Clothing and Equipment Record (AF Form 538) and returned to the unit when member is transferred. Items may be transferred with personnel to other units with appropriate documentation accounting on a Requisition and Invoice/Shipping Document (DD-1149) for the transfer to the other unit. A copy of the AF Form 538 shall be forwarded to the reporting unit when the member is transferred. Military personnel are not, by definition, federal employees and are not subject to the same organizational clothing restrictions as federal employees.

Appropriated funds may be used to purchase organizational clothing and any non-standard rank insignia, nametapes, or other authorized insignia within the general criteria below. Organizational clothing is an unusually sensitive procurement area. Individuals responsible for purchasing organizational clothing are strongly advised to consult with their servicing procurement official to verify the appropriateness of intended organizational clothing purchases whenever there is any cause for doubt. All purchases of organizational clothing must be made in accordance with this Manual, Financial Resource Management Manual, COMDTINST 7100.3 (series), Federal Acquisitions Regulations, and GAO Comptroller Decisions. Purchases not in accord with these policies and decisions may result in a ratification action or the purchaser being held liable for the inappropriate purchase.

Organizational clothing can be of three types:

- Special clothing for military members authorized by a program manager to perform functions where CG uniforms are not sufficient to meet mission requirements.
- Special clothing items authorized by the unit commanding officer for long or short-term safety, health, security, or law enforcement purposes or as otherwise described in the GAO “Red Book”. Document in unit procurement files all purchases of organizational clothing for health, safety, security, law enforcement, or special identification purposes or to protect standard CG uniforms, citing why regular CG uniform items that their personnel must have do not suffice.
- General organizational clothing pre-approved in the uniform regulations.

Organizational clothing **shall not** include unit specific markings, logos, or other decorative items unless specifically authorized in this Manual, or a waiver is granted by Commandant (G-WPM) with (G-CPM) and (G-CFM) concurrence. Submit requests for organizational clothing waivers to Commandant (G-WPM-1). Requests may be

submitted by mail or email, with use of email encouraged. Organizational clothing with identification markings is authorized for personnel serving in positions where immediate identification is desirable for safety or to facilitate the performance of critical duties. The authorization for identification markings includes personnel serving as instructors or trainers such as firearms or law enforcement self defense trainers, fire and damage control trainers, and other training positions involving potential safety or health dangers. It includes personnel serving in specifically designated primary law enforcement or emergency/rescue positions, and others with a specifically defined need for identification (such as identifying trainee groups and instructors within large training commands that have need for maintaining separation of trainees). Identification markings are intended to identify the function of the wearer and are separate and different from unit specific markings or logos.

Organizational clothing for CG civilian employees, contractors, or other Government agency civilian personnel is strictly limited to health and safety purposes and is not within the purview of this Manual.

4.D.1. Boat Crew

Boat crew protective clothing is worn by personnel who routinely work as a boat crew or as a member of a boarding party. A description of authorized boat crew protective clothing is contained in the Rescue and Survival Systems Manual, COMDTINST M10470.10 (series).

4.D.2. Coveralls

Coveralls may be authorized for wear in those situations where normal work clothing would be rendered unserviceable due to irreparable damage or soiling. Coveralls shall not be authorized for convenience, nor are they to merely replace work uniforms for normal daily use. The coverall shall be the standard Navy coverall available through Federal supply sources, coveralls available from the Coast Guard Uniform Distribution Center (UDC), or coveralls of similar style and color available from commercial sources at lower price. White coveralls are authorized for Marine Safety Inspectors. If identification is considered essential, such as on law enforcement and marine inspection missions, it shall be as directed in CGHQ program instructions or when no program instructions exist, it shall consist of the initials "USCG" placed above the left breast pocket and across the back of the coveralls. The lettering shall be white block letters, 1 inch high for the front, and 3 inches high for the back. Purchase of special purpose coveralls, such as fire retardant or insulated coveralls, shall be handled in accordance with organizational clothing direction above.

4.D.3. Flight Crew

Only personnel whose duty orders place them in flight status shall wear flight clothing. Flight clothing shall be worn when performing flight duties. It is important to keep the flight clothing clean and free of oils and grease for maximum protection during flight operations. The Aviation Life Support Systems Manual COMDTINST M13520.1 (series) lists individual flight clothing items and information on its care and use.

4.D.4. Food Service Personnel

Personnel involved in the preparation or serving of meals may wear the white Food Service uniform consisting of a white short sleeve shirt, white trousers, white web belt, and standard issue safety shoes. A white cap and apron are optional. For special or ceremonial events, the wardroom service uniform may be prescribed consisting of a white food servers or Eaton style jacket, white shirt, black bow tie, and service dress or undress trousers.

4.D.5. Hot Weather

The Hot Weather uniform is authorized in locations where humidity and high temperatures cause physical discomfort for personnel performing outdoor activities. The Hot Weather uniform is similar to the standard work uniforms described in Chapter 3 except the standard Working Blue utility trousers or ODU trousers are modified into shorts hemmed 1-4 inches above the knee. White socks with black, low top safety boots, or brown boat shoes shall be worn. Local prescribing authorities may authorize use of the Coast Guard blue crew neck T-shirt stenciled with the words "U. S. COAST GUARD" across the front left chest in white 3/4-inch tall block-style letters. When T-shirts are authorized, then all must be stenciled identically to promote unit identity and professional appearance. The Hot Weather uniform is considered an optional work uniform and falls under the same guidelines as the Working Blue or ODU uniform for traveling to and from work.

4.D.6. Cold Weather

Commanding officers may issue additional cold weather clothing when necessary to ensure crew safety and comfort. Cold weather clothing includes, but is not limited to, parkas, Mustang™ suits, polypropylene underwear, gloves/mittens, and the Government Issue G-1 Leather Flight Jacket. The G-1 Leather Jacket is limited to use by aviation personnel in approved flight status at the discretion of air station commanding officers. Cold weather clothing may be worn with CG uniforms for commuting to and from work unless deemed inappropriate by the local command.

4.D.7. Judicial Robes

Personnel certified as Judges in accordance with 26B, Uniform Code of Military Justice and designated by the General Counsel of the Department of Homeland Security as a Judge may wear the judicial robe. The robe shall be worn only when performing the duties as a trial or appellate judge, or in conjunction with courts martial, Court of Military Review, or ceremonial duties. An allowance for judicial robes is authorized to be established by the Chief Counsel, Commandant (G-L), all district commanders, and other units with military judges attached. The robe shall be fitted individually to the military judge. Identification shall consist of the name and grade of the judge to who issued and the words "Military Judge, USCG" placed on the identification tag provided within the robe.

4.D.8. Maritime Law Enforcement Instructors

Maritime Law Enforcement instructors are authorized to wear organizational clothing as prescribed in the Maritime Law Enforcement Manual (MLEM), COMDTINST M16247.1 (series), Enclosure 13.D.3.

4.D.9. Medical Personnel

Smocks and white lab coats may be authorized for wear by medical personnel involved in direct patient care. Pharmacists, physical therapists, lab technicians, and preventative medicine technicians may be authorized to wear a smock or white lab coat to protect their clothing from workspace hazards. When lab coats are worn, nametags without the collar insignia are required to be worn over the right breast pocket. When smocks are worn, nametags may be worn except when determined to pose a health or safety hazard. The nametag shall be 1 inch high and 3 inches wide, blue with white lettering. Rank, first initial, and last name shall be centered on the top line of the name tag, and a professional title such as Physician, Dentist, Physician's Assistant, Nurse Practitioner, Pharmacist, Physical Therapist, Optometrist, Registered Nurse, or Health Services Technician shall be centered on the second line. Do not use abbreviations.

4.D.10. Port Security and Joint Operations

Port Security Units and personnel participating in Joint operations are authorized to wear the Camouflage Utility Uniform (CUU) as a working uniform. The prescribing authority will designate which color scheme (woodland or desert) or style is authorized for each operation. Refer to U.S. Navy uniform regulations for a description of individual uniform items.

4.E. U. S. Coast Guard Tartan

Active duty, reserve, retired, auxiliary, and others desiring to support Coast Guard activities through membership in Pipe or Pipe and Drum Bands are authorized to wear the Coast Guard Tartan as part of a Piper's outfit by individuals and organizations affiliated with, but not an official part of the Coast Guard. The Coast Guard is constrained by the provisions of U. S. Code 10 as to the use of military uniform items with civilian clothing. The policy for wear of the tartan and piper's outfit will be drawn from military traditions rather than from Scottish ethnic traditions.

4.E.1. Fabric Description

The "U. S. Coast Guard Tartan" is registered with a thread count of W10 R10 CGB12 R2 CGB12. "W" is white; "R" is red; CGB is Coast Guard Blue shade #3362, which approximates the Dept. of Defense Standard Shades for Heraldic Yarns, cable #67180.



4.E.2. Use of Coast Guard Tartan

Individuals participating in Pipe and Pipe and Drum bands normally wear the uniform and insignia required by the organization, but if they are claiming Coast Guard affiliation, they must use the official Coast Guard Tartan. Coast Guard Dinner Dress Blue, Dinner Dress White, Service Dress Blue, and Tropical Blue uniform items may be worn with the Tartan. Coast Guard standard insignia is not authorized for wear with the Coast Guard Tartan Pipe and Pipe and Drum Band uniforms. If insignia are desired, they must be other than standard military insignia.

