




Hanford's Cleanup Outcomes

restore the RIVER CORRIDOR ♦ transition the CENTRAL PLATEAU ♦ prepare for the FUTURE

FY 2003 Scorecard*

Project Description	Through 2002	2003 Commitments	Score	2004 Commitments	Total at Completion
Containers of plutonium metal or oxide packaged for long-term storage (# of containers)	500	2,000	+	532 	3,032
Bulk kilograms of plutonium or uranium residues packaged for disposition	2,396	895	+	176 	3,467
Cubic meters of transuranic waste shipped to WIPP for disposal	99	78	+	200	28,369
Metric tons of spent nuclear fuel packaged for final disposition	638	855	—	631 	2,131
Cubic meters of low-level and mixed low-level waste disposed	32,848	5,537	+	4,648	153,487
Waste sites remediated	230	32	+	37	1,618
Nuclear facilities demolished	1	2	✓	2	172
Radioactive facilities demolished	0	1	+	2	415
Industrial facilities demolished	161	3	✓	3	855

* Commitments based on Environmental Management's corporate performance measures, or "Gold Chart"