

State Personal Income

Second Quarter 2003

By G. Andrew Bernat, Jr.

PERSONAL income for the Nation, which is measured only in current dollars, grew 0.8 percent in the second quarter of 2003, the same as in first quarter and up slightly from the 0.6-percent increase of the fourth quarter of 2002 (table A). Led by above-average growth in natural resources and mining, 6 of the 10 fastest growing states were in the Plains and Rocky Mountain regions (chart 1).

This article presents preliminary estimates of state personal income for the second quarter of 2003 and re-

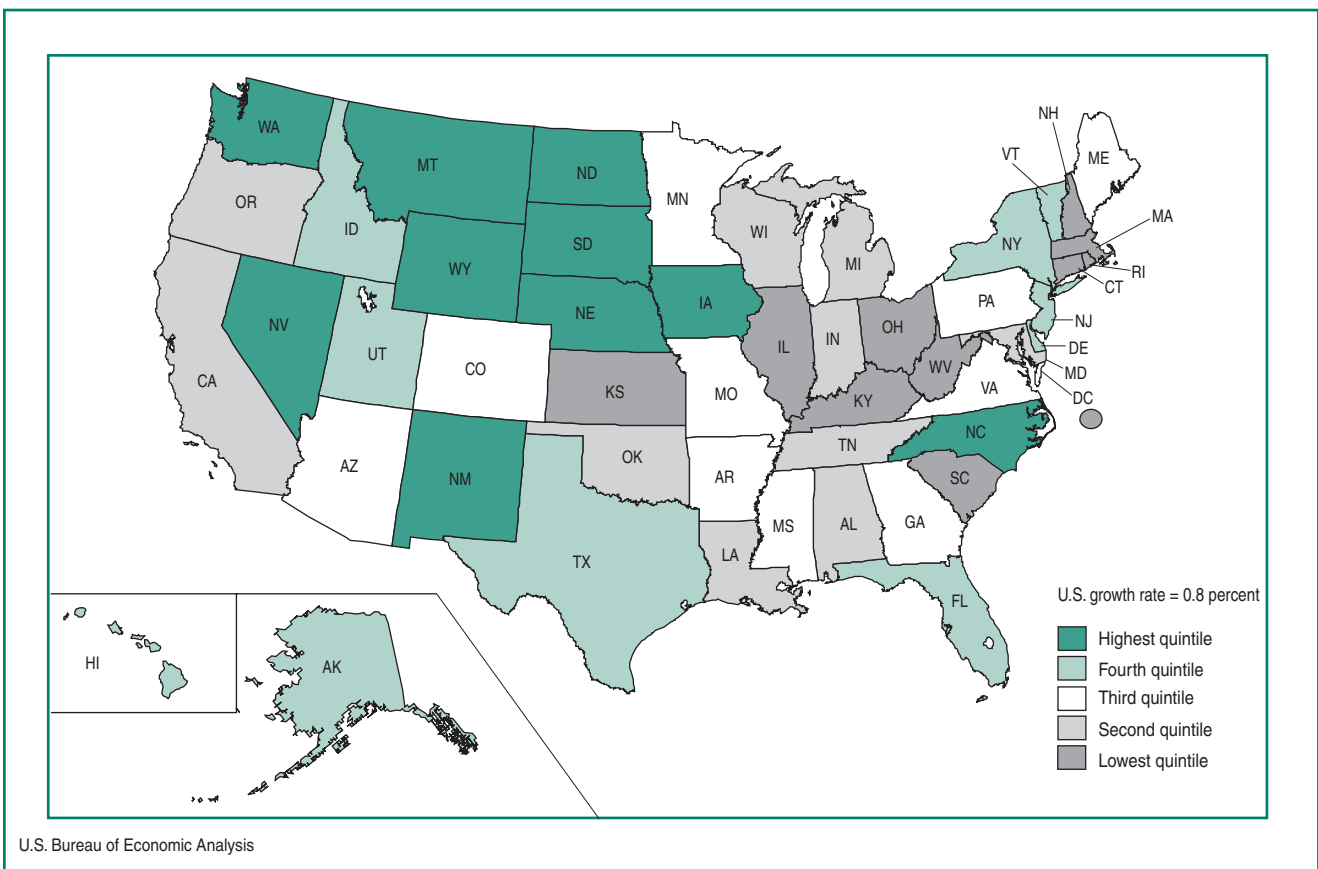
vised estimates for the first quarter of 2003. Additional estimates are provided in two tables at the end of the article.

Personal income growth by component

Nationally, net earnings grew 0.8 percent in the second quarter of 2003, the same as in the first quarter of 2003 and slightly faster than the 0.7-percent growth of the fourth quarter of 2002 (table B). Net earnings increased in all states except Rhode Island, as net earnings in 21 states and the District of Columbia grew faster than in the first quarter, when net earnings in 28 states grew faster than in the fourth quarter of 2002.

The quarterly estimates of state personal income are prepared by the Regional Economic Measurement Division.

Chart 1. Personal Income: Percent Change 2003:I–2003:II



Transfer payments grew slightly faster in the second quarter of 2003 than in the previous quarter. Twenty-five states experienced faster growth in transfer payments in the second quarter of 2003, compared with 27 states in the first quarter of 2003. Nationally,

unemployment benefit payments, the most volatile component of transfer payments, increased 6.5 percent after declining 3.4 percent in the first quarter. Unemployment benefit payments grew in 41 states; North Carolina, Idaho, and Indiana registered gains of more

Table A. Personal Income, by State and Region, 2002:II–2003:II

[Millions of dollars, seasonally adjusted at annual rates]

	2002			2003		Percent change from preceding quarter ¹				Rank
	II	III	IV	I ^r	II ^p	2002:III	2002:IV	2003:I	2003:II	2003:I–2003:II
United States	8,881,691	8,927,635	8,982,839	9,053,499	9,129,313	0.5	0.6	0.8	0.8
New England										
Connecticut	148,249	148,840	148,486	150,562	151,432	0.4	-0.2	1.4	0.6	42
Maine	35,858	36,141	36,483	37,040	37,358	0.8	0.9	1.5	0.9	27
Massachusetts	252,257	251,714	252,127	252,613	253,436	-0.2	0.2	0.2	0.3	48
New Hampshire	43,865	43,847	44,047	44,381	44,519	0.0	0.5	0.8	0.3	49
Rhode Island	33,202	33,467	33,659	34,391	34,239	0.8	0.6	2.2	-0.4	50
Vermont	18,093	18,238	18,439	18,547	18,734	0.8	1.1	0.6	1.0	16
Mideast										
Delaware	26,090	26,175	26,143	26,870	27,146	0.3	-0.1	2.8	1.0	15
District of Columbia	24,677	24,768	25,393	25,012	25,271	0.4	2.5	-1.5	1.0
Maryland	196,862	198,005	199,454	200,370	201,941	0.6	0.7	0.5	0.8	33
New Jersey	338,845	341,099	342,035	345,441	348,914	0.7	0.3	1.0	1.0	18
New York	686,279	685,909	687,503	687,045	694,226	-0.1	0.2	-0.1	1.0	14
Pennsylvania	389,692	392,285	394,198	399,180	402,747	0.7	0.5	1.3	0.9	26
Great Lakes										
Illinois	420,863	420,922	422,491	423,805	425,211	0.0	0.4	0.3	0.3	47
Indiana	173,169	174,777	176,538	177,028	178,136	0.9	1.0	0.3	0.6	38
Michigan	304,930	306,682	307,437	307,471	309,740	0.6	0.2	0.0	0.7	35
Ohio	334,343	336,601	338,255	340,755	342,762	0.7	0.5	0.7	0.6	41
Wisconsin	162,839	163,937	165,182	166,691	168,066	0.7	0.8	0.9	0.8	31
Plains										
Iowa	82,375	82,803	83,577	84,767	85,778	0.5	0.9	1.4	1.2	8
Kansas	77,967	78,418	79,028	80,167	80,589	0.6	0.8	1.4	0.5	45
Minnesota	169,755	171,656	171,969	172,584	174,027	1.1	0.2	0.4	0.8	29
Missouri	162,979	164,041	165,471	166,696	168,254	0.7	0.9	0.7	0.9	23
Nebraska	50,774	51,397	51,767	53,312	54,011	1.2	0.7	3.0	1.3	4
North Dakota	16,608	16,931	17,059	17,783	18,016	1.9	0.8	4.2	1.3	5
South Dakota	20,095	20,466	20,660	21,632	21,959	1.8	0.9	4.7	1.5	3
Southeast										
Alabama	112,093	113,036	114,183	116,050	116,736	0.8	1.0	1.6	0.6	40
Arkansas	63,291	63,686	64,464	65,067	65,674	0.6	1.2	0.9	0.9	24
Florida	493,048	495,859	501,588	505,471	511,032	0.6	1.2	0.8	1.1	12
Georgia	245,628	246,123	248,050	253,428	255,829	0.2	0.8	2.2	0.9	22
Kentucky	104,583	105,556	106,548	107,340	107,929	0.9	0.9	0.7	0.5	44
Louisiana	113,505	113,982	115,257	116,001	116,821	0.4	1.1	0.6	0.7	37
Mississippi	63,990	64,523	65,077	66,531	67,132	0.8	0.9	2.2	0.9	25
North Carolina	228,855	229,994	230,836	234,567	237,292	0.5	0.4	1.6	1.2	9
South Carolina	104,156	104,718	105,420	107,166	107,759	0.5	0.7	1.7	0.6	43
Tennessee	158,810	159,256	160,411	162,260	163,441	0.3	0.7	1.2	0.7	36
Virginia	238,366	239,670	240,605	244,050	246,116	0.5	0.4	1.4	0.8	28
West Virginia	42,467	42,689	42,944	43,406	43,608	0.5	0.6	1.1	0.5	46
Southwest										
Arizona	142,215	143,274	144,881	145,953	147,364	0.7	1.1	0.7	1.0	21
New Mexico	44,098	44,438	45,193	45,461	46,056	0.8	1.7	0.6	1.3	6
Oklahoma	87,622	88,168	88,522	89,177	89,907	0.6	0.4	0.7	0.8	32
Texas	618,643	620,373	624,021	626,753	633,709	0.3	0.6	0.4	1.1	11
Rocky Mountain										
Colorado	149,421	149,961	150,665	151,128	152,390	0.4	0.5	0.3	0.8	30
Idaho	33,221	33,695	34,129	34,545	34,922	1.4	1.3	1.2	1.1	13
Montana	22,490	22,862	22,979	23,127	23,499	1.7	0.5	0.6	1.6	2
Utah	55,771	55,952	56,568	56,692	57,241	0.3	1.1	0.2	1.0	20
Wyoming	15,095	15,271	15,469	15,598	15,797	1.2	1.3	0.8	1.3	7
Far West										
Alaska	20,273	20,607	20,898	20,912	21,120	1.6	1.4	0.1	1.0	19
California	1,152,672	1,160,385	1,169,530	1,177,337	1,184,478	0.7	0.8	0.7	0.6	39
Hawaii	37,244	38,016	38,016	38,720	39,111	0.9	1.2	1.9	1.0	17
Nevada	65,121	65,891	66,889	67,979	68,751	1.2	1.5	1.6	1.1	10
Oregon	100,211	100,896	101,974	102,133	102,903	0.7	1.1	0.2	0.8	34
Washington	198,138	200,086	200,319	202,505	206,184	1.0	0.1	1.1	1.8	1
BEA regions										
New England	531,524	532,245	533,241	537,534	539,718	0.1	0.2	0.8	0.4
Mideast	1,662,445	1,668,240	1,674,725	1,683,917	1,700,245	0.3	0.4	0.5	1.0
Great Lakes	1,396,144	1,402,919	1,409,904	1,415,750	1,423,915	0.5	0.5	0.4	0.6
Plains	580,552	585,711	589,532	596,940	602,634	0.9	0.7	1.3	1.0
Southeast	1,968,792	1,979,094	1,995,385	2,021,336	2,039,369	0.5	0.8	1.3	0.9
Southwest	892,577	896,253	902,617	907,344	917,036	0.4	0.7	0.5	1.1
Rocky Mountain	275,997	277,739	279,810	281,091	283,849	0.6	0.7	0.5	1.0
Far West	1,573,659	1,585,435	1,597,627	1,609,586	1,622,547	0.7	0.8	0.7	0.8

¹ Revised.

² Preliminary.

1. Percent changes are expressed at quarterly rates.

NOTE: Estimates may not add to totals due to rounding.

than 20 percent. Together, all other transfer payments—which include old-age, survivors, disability, and other benefits—grew 1.6 percent.

Nationally, property income (dividends, interest, and rent) increased 0.1 percent in the second quarter,

compared with declines of 0.1 percent in the first quarter and 0.4 percent in the fourth quarter. A 1.7-percent increase in dividends and a 0.5-percent increase in interest income more than offset a decline in rental income.

Table B. Personal Income by Component, by State and Region, 2003:I–2003:II

	Percent change				Percent change in personal income	Contribution to percent change in personal income (percentage points)			Dollar change (millions)			
	Personal income	Net earnings ¹	Dividends, interest, and rent	Transfer payments		Net earnings ¹	Dividends, interest, and rent	Transfer payments	Personal income	Net earnings ¹	Dividends, interest, and rent	Transfer payments
United States	0.8	0.8	0.1	1.8	0.8	0.54	0.02	0.27	75,815	49,086	1,932	24,797
New England												
Connecticut.....	0.6	0.6	0.2	1.3	0.6	0.39	0.04	0.15	870	581	58	231
Maine.....	0.9	0.7	0.4	1.8	0.9	0.47	0.07	0.32	318	173	26	119
Massachusetts.....	0.3	0.1	0.2	1.4	0.3	0.10	0.03	0.20	823	243	75	505
New Hampshire.....	0.3	0.1	0.1	1.8	0.3	0.08	0.02	0.21	138	38	9	91
Rhode Island.....	-0.4	-1.1	-0.1	1.5	-0.4	-0.72	-0.01	0.29	-152	-246	-4	99
Vermont.....	1.0	1.0	0.4	1.6	1.0	0.66	0.09	0.25	187	123	17	47
Mideast												
Delaware.....	1.0	1.2	-0.1	1.9	1.0	0.78	-0.01	0.26	276	208	-3	70
District of Columbia.....	1.0	1.3	0.1	0.8	1.0	0.91	0.02	0.11	259	228	5	27
Maryland.....	0.8	0.8	-0.1	1.9	0.8	0.59	-0.02	0.21	1,572	1,190	-39	421
New Jersey.....	1.0	1.1	0.3	1.5	1.0	0.76	0.06	0.19	3,473	2,618	194	662
New York.....	1.0	1.2	0.3	1.4	1.0	0.75	0.06	0.24	7,181	5,165	385	1,630
Pennsylvania.....	0.9	0.8	0.2	1.8	0.9	0.54	0.04	0.31	3,567	2,168	150	1,250
Great Lakes												
Illinois.....	0.3	0.1	0.3	1.6	0.3	0.06	0.07	0.20	1,406	267	287	852
Indiana.....	0.6	0.3	0.4	2.4	0.6	0.18	0.08	0.37	1,108	316	139	653
Michigan.....	0.7	0.4	0.5	2.4	0.7	0.27	0.09	0.38	2,269	829	284	1,157
Ohio.....	0.6	0.5	0.1	1.6	0.6	0.30	0.02	0.27	2,007	1,035	67	906
Wisconsin.....	0.8	0.7	0.4	1.9	0.8	0.47	0.08	0.27	1,375	783	134	458
Plains												
Iowa.....	1.2	1.3	0.4	2.0	1.2	0.82	0.09	0.29	1,011	694	73	245
Kansas.....	0.5	0.2	0.4	2.1	0.5	0.14	0.09	0.30	423	111	68	244
Minnesota.....	0.8	0.7	0.3	2.5	0.8	0.46	0.07	0.31	1,443	795	115	533
Missouri.....	0.9	0.9	0.2	2.1	0.9	0.56	0.03	0.35	1,558	928	49	582
Nebraska.....	1.3	1.3	0.6	2.1	1.3	0.88	0.13	0.30	699	471	71	158
North Dakota.....	1.3	1.5	0.4	1.6	1.3	0.97	0.08	0.27	233	172	13	47
South Dakota.....	1.5	1.8	0.5	1.6	1.5	1.17	0.11	0.24	327	252	24	51
Southeast												
Alabama.....	0.6	0.4	0.1	1.8	0.6	0.25	0.01	0.34	686	285	10	390
Arkansas.....	0.9	0.8	0.3	1.8	0.9	0.52	0.05	0.37	607	337	31	239
Florida.....	1.1	1.3	0.3	1.7	1.1	0.76	0.07	0.27	5,562	3,838	336	1,388
Georgia.....	0.9	1.0	0.0	2.0	0.9	0.69	0.00	0.26	2,401	1,753	-10	659
Kentucky.....	0.5	0.3	0.3	1.8	0.5	0.17	0.04	0.33	589	185	48	356
Louisiana.....	0.7	0.6	0.2	1.5	0.7	0.36	0.04	0.31	820	419	46	355
Mississippi.....	0.9	0.8	0.2	3.0	0.9	0.47	0.03	0.40	601	315	20	266
North Carolina.....	1.2	1.0	0.0	1.8	1.2	0.69	0.00	0.48	2,725	1,612	-9	1,122
South Carolina.....	0.6	0.3	0.0	2.1	0.6	0.18	0.01	0.36	593	194	9	390
Tennessee.....	0.7	0.6	-0.2	1.8	0.7	0.43	-0.03	0.32	1,181	697	-43	527
Virginia.....	0.8	1.0	-0.3	1.7	0.8	0.70	-0.04	0.19	2,066	1,716	-108	458
West Virginia.....	0.5	0.3	-0.1	1.3	0.5	0.17	-0.01	0.31	202	73	-5	134
Southwest												
Arizona.....	1.0	1.0	0.0	1.8	1.0	0.69	0.01	0.27	1,410	1,003	12	396
New Mexico.....	1.3	1.5	0.0	1.9	1.3	0.98	-0.01	0.33	595	447	-4	152
Oklahoma.....	0.8	0.7	0.0	1.9	0.8	0.48	0.01	0.33	730	426	5	299
Texas.....	1.1	1.2	0.1	1.6	1.1	0.89	0.01	0.21	6,957	5,565	45	1,346
Rocky Mountain												
Colorado.....	0.8	0.8	0.2	1.8	0.8	0.61	0.04	0.18	1,262	924	61	276
Idaho.....	1.1	0.9	0.3	2.9	1.1	0.60	0.06	0.43	377	208	20	149
Montana.....	1.6	2.1	0.3	1.4	1.6	1.29	0.08	0.24	372	299	18	55
Utah.....	1.0	1.0	0.0	2.0	1.0	0.73	-0.01	0.24	549	415	-4	137
Wyoming.....	1.3	1.3	0.9	1.9	1.3	0.81	0.22	0.24	199	127	34	38
Far West												
Alaska.....	1.0	1.0	0.3	1.6	1.0	0.67	0.05	0.27	208	141	10	57
California.....	0.6	0.6	-0.4	2.1	0.6	0.40	-0.07	0.28	7,141	4,745	-863	3,259
Hawaii.....	1.0	1.2	-0.1	1.7	1.0	0.81	-0.01	0.21	390	312	-5	83
Nevada.....	1.1	1.2	0.2	2.5	1.1	0.82	0.04	0.28	772	557	25	191
Oregon.....	0.8	0.2	0.2	3.4	0.8	0.15	0.04	0.57	770	150	39	582
Washington.....	1.8	2.3	0.0	1.6	1.8	1.58	0.01	0.23	3,679	3,204	16	459
BEA regions												
New England.....	0.4	0.2	0.2	1.5	0.4	0.17	0.03	0.20	2,184	912	180	1,092
Mideast.....	1.0	1.0	0.2	1.6	1.0	0.69	0.04	0.24	16,328	11,576	692	4,060
Great Lakes.....	0.6	0.3	0.3	1.9	0.6	0.23	0.06	0.28	8,165	3,229	911	4,024
Plains.....	1.0	0.9	0.3	2.1	1.0	0.57	0.07	0.31	5,695	3,422	413	1,860
Southeast.....	0.9	0.9	0.1	1.9	0.9	0.57	0.02	0.31	18,033	11,424	326	6,284
Southwest.....	1.1	1.2	0.0	1.7	1.1	0.82	0.01	0.24	9,692	7,441	59	2,192
Rocky Mountain.....	1.0	1.0	0.3	2.0	1.0	0.70	0.05	0.23	2,758	1,974	130	655
Far West.....	0.8	0.8	-0.3	2.1	0.8	0.57	-0.05	0.29	12,961	9,109	-779	4,631

1. Net earnings is earnings by place of work—the sum of wage and salary disbursements (payrolls), other labor income, and proprietors' income—less personal contributions for social insurance plus an adjustment to convert earnings by place of work to a place-of-residence basis.

NOTE: Estimates may not add to totals due to rounding.

Earnings growth by industry

Nationally, earnings grew in every industry except durable-goods manufacturing and leisure and hospitality (table C). Financial activities accounted for 0.28 percentage point of the 0.8-percent growth in earn-

ings, and they contributed the most to earnings growth in 24 states (table D). Government accounted for 0.14 percentage point, and natural resources and construction each accounted for 0.10 percentage point. Natural resources, particularly farming, was the largest

Table C. Earnings by Major Industry, by State and Region, 2003:I-2003:II

	Earnings by place of work ¹	Percent change												
		Earnings by industry												
		Natural resources and mining	Construction	Durable-goods manufacturing	Nondurable-goods manufacturing	Trade	Transportation and utilities	Information	Financial activities	Professional and business services	Education and health services	Leisure and hospitality	Other services	Government
United States	0.8	5.6	1.5	-0.3	0.2	0.3	0.1	1.2	3.1	0.3	0.6	-0.9	0.2	0.8
New England														
Connecticut	0.5	-0.5	1.5	-0.6	0.8	0.0	2.6	0.4	3.1	-1.3	0.7	-0.8	0.7	-0.1
Maine	0.7	1.3	0.7	-0.8	-1.1	0.2	1.7	-0.8	3.0	-0.1	1.0	-0.5	-0.2	2.1
Massachusetts	0.1	3.6	-3.3	-0.8	-0.2	0.5	-0.1	-0.3	2.5	0.1	0.6	-2.0	0.2	0.2
New Hampshire	0.1	2.0	-2.9	1.6	2.0	-0.5	0.5	-0.8	3.1	-1.5	0.0	-0.1	-1.3	1.1
Rhode Island	-1.4	1.0	3.9	-0.1	1.7	0.7	2.2	-0.6	3.1	-14.2	0.4	-2.7	1.4	-0.4
Vermont	1.1	5.7	-2.6	1.5	-1.3	1.7	2.7	2.0	3.1	0.5	0.9	1.3	-0.5	1.4
Midwest														
Delaware	1.2	6.8	4.0	0.7	3.4	-3.8	0.3	0.6	3.1	1.6	0.8	-4.2	0.7	1.9
District of Columbia	0.7	8.0	1.4	0.7	1.1	1.0	0.4	(²)	3.3	0.5	-4.5	(²)	1.2	1.2
Maryland	0.9	5.8	1.4	1.0	-0.7	0.5	2.2	-0.3	2.5	0.2	0.6	0.7	0.5	1.0
New Jersey	1.1	3.0	3.3	-0.4	0.4	0.7	0.5	0.4	3.3	0.4	1.1	0.5	0.5	1.5
New York	1.1	2.3	4.4	0.6	-0.5	0.3	0.7	0.9	3.2	0.7	0.5	-0.8	-0.2	0.5
Pennsylvania	0.8	5.0	1.0	0.8	-0.1	0.0	0.5	0.6	3.0	0.6	0.8	-1.0	0.4	1.1
Great Lakes														
Illinois	0.1	7.0	-1.4	-0.5	-0.1	0.1	0.1	-0.7	2.4	-0.6	0.1	-2.0	-0.6	0.4
Indiana	0.3	6.8	0.7	-0.1	-0.1	0.1	0.1	0.3	2.0	0.2	-0.5	-1.6	-0.7	1.3
Michigan	0.4	5.7	-0.2	0.7	0.5	-0.1	-1.3	0.9	5.0	-0.5	0.6	-2.1	0.0	0.5
Ohio	0.5	6.9	0.7	0.1	1.0	0.3	-1.0	-0.4	3.3	0.2	0.2	-1.2	-1.1	0.7
Wisconsin	0.7	7.4	-0.1	-0.6	0.6	1.3	0.1	0.7	4.0	0.4	0.4	-1.7	1.1	1.1
Plains														
Iowa	1.2	15.5	0.4	-1.7	0.2	0.1	0.1	1.6	2.0	1.1	1.5	-1.4	0.2	0.9
Kansas	0.1	7.8	1.8	-1.2	1.5	-0.2	2.0	-7.2	3.3	-0.1	-0.5	-0.9	0.8	0.0
Minnesota	0.7	1.3	3.3	-1.1	1.4	1.1	0.3	1.3	2.3	0.5	0.2	-1.6	0.0	0.1
Missouri	0.9	5.1	-0.1	0.3	1.5	0.5	0.1	-0.3	2.2	2.0	1.2	-3.6	2.8	1.5
Nebraska	1.3	13.6	-0.6	-0.3	1.0	0.3	0.6	0.7	2.5	1.0	1.4	-1.0	0.9	0.2
North Dakota	1.4	12.0	1.1	-1.8	1.2	-0.4	0.8	1.7	3.4	0.1	0.4	-1.0	0.3	0.9
South Dakota	1.7	13.2	-2.4	-0.1	0.0	-0.4	0.6	1.1	3.2	0.3	1.3	-1.1	2.3	1.6
Southeast														
Alabama	0.3	(²)	1.7	-0.8	-1.3	0.0	-1.3	0.6	2.4	0.7	-0.6	(²)	0.6	0.6
Arkansas	0.8	6.0	-0.3	-0.9	0.3	0.0	0.9	0.5	3.2	0.7	1.0	0.1	0.2	0.9
Florida	1.3	7.2	4.1	-0.3	-0.7	0.7	1.0	0.5	3.9	0.9	0.8	-0.1	0.5	1.0
Georgia	1.0	7.4	5.2	-1.5	-2.5	-0.9	-1.0	1.0	3.3	2.1	0.2	0.0	3.3	1.1
Kentucky	0.2	7.0	-3.2	-0.7	-0.5	0.2	0.0	-0.1	1.8	1.1	0.8	-3.0	0.2	0.7
Louisiana	0.5	2.0	3.5	-0.5	0.3	0.6	-0.1	0.5	2.3	-0.6	-0.4	-1.2	-0.8	0.9
Mississippi	0.8	6.5	1.6	-1.4	0.5	0.6	0.4	2.3	2.9	2.3	0.0	-1.0	0.6	0.5
North Carolina	1.0	6.8	2.6	-0.3	0.4	0.1	(²)	(²)	2.4	-0.1	1.7	-0.5	1.3	1.7
South Carolina	0.2	5.2	-1.2	-0.3	0.0	-0.3	-2.7	0.4	2.3	-0.1	1.2	-1.0	-0.5	1.2
Tennessee	0.6	-1.6	0.4	0.8	0.4	0.8	-0.8	0.9	3.1	0.8	0.7	-3.2	1.0	1.2
Virginia	1.0	5.9	3.0	-0.4	-0.5	0.5	-2.3	-0.2	2.6	1.0	0.8	-0.4	-0.3	1.8
West Virginia	0.2	5.1	-3.3	0.4	0.8	-0.4	0.6	0.4	3.1	0.9	0.2	-2.2	-0.2	-0.3
Southwest														
Arizona	1.0	-1.3	2.2	-0.8	0.5	0.6	0.2	-1.0	2.8	0.5	1.8	-0.5	1.4	2.0
New Mexico	1.5	9.3	3.2	-1.3	2.7	0.1	1.0	0.3	2.6	0.6	1.9	0.7	-0.5	1.1
Oklahoma	0.7	-0.1	2.0	0.5	2.2	1.3	0.4	-0.4	3.9	-0.6	-0.2	1.1	1.8	0.3
Texas	1.2	6.0	2.1	0.1	0.1	0.2	1.6	-0.6	3.6	0.1	0.9	-0.2	0.0	1.4
Rocky Mountain														
Colorado	0.8	5.9	0.5	-1.8	0.1	0.0	0.3	-0.3	4.4	2.0	0.9	-0.5	0.4	-0.1
Idaho	0.9	1.7	2.3	-1.9	1.4	0.2	1.3	1.9	5.2	1.0	0.9	-1.3	0.4	0.5
Montana	2.1	18.2	-1.2	0.2	2.3	0.0	1.8	2.0	2.4	1.5	1.7	-0.6	-0.8	2.9
Utah	1.0	1.6	4.1	0.4	2.0	0.4	1.3	0.6	2.9	0.7	0.6	-1.0	0.9	0.5
Wyoming	1.3	6.6	-2.0	-1.6	3.7	-0.5	(²)	(²)	-1.6	1.6	1.1	-1.0	(²)	1.4
Far West														
Alaska	1.0	(²)	4.0	(²)	(²)	-1.4	-1.0	0.7	3.6	0.7	4.2	0.8	(²)	1.0
California	0.6	5.2	1.6	-0.1	0.7	0.4	-1.1	0.3	3.3	-0.1	0.9	-0.8	-0.4	0.2
Hawaii	1.2	3.2	3.3	(²)	(²)	1.2	2.1	2.5	4.3	1.6	0.6	0.0	0.8	0.0
Nevada	1.2	4.9	2.4	0.9	1.3	0.8	-1.0	0.1	4.0	1.0	2.0	-0.6	-0.5	1.8
Oregon	0.2	2.4	-0.8	-0.5	-0.4	0.2	0.3	-0.2	2.3	0.9	0.4	-0.4	-1.3	-0.6
Washington	2.4	1.5	2.5	-4.6	-0.8	0.5	-0.2	25.0	3.2	0.7	1.1	-0.2	0.4	1.2
BEA regions														
New England	0.2	2.2	-1.5	-0.4	0.2	0.3	1.1	-0.1	2.8	-1.1	0.6	-1.3	0.2	0.3
Midwest	1.0	4.6	2.7	0.5	0.0	0.3	0.7	(²)	3.1	0.6	0.5	(²)	0.3	1.0
Great Lakes	0.3	6.8	-0.2	0.1	0.4	0.2	-0.4	-0.1	3.2	-0.3	0.2	-1.7	-0.5	0.7
Plains	0.8	10.6	1.1	-0.8	1.1	0.5	0.5	-1.1	2.4	1.0	0.7	-2.0	1.1	0.7
Southeast	0.9	(²)	2.5	-0.5	-0.4	0.2	(²)	(²)	3.1	0.9	0.6	(²)	0.7	1.2
Southwest	1.1	5.0	2.2	-0.1	0.4	0.3	1.3	-0.6	3.5	0.1	1.0	-0.1	0.4	1.4
Rocky Mountain	1.0	5.8	1.1	-1.1	1.1	0.1	(²)	(²)	3.9	1.6	0.9	-0.7	(²)	0.5
Far West	0.8	(²)	1.7	-0.7	0.4	0.4	-0.8	4.6	3.3	0.1	1.0	-0.7	(²)	0.4

1. Earnings by place of work is the sum of wage and salary disbursements (payrolls), other labor income, and proprietors' income.

2. Data are suppressed to avoid disclosure of confidential information.

contributor to earnings growth in 12 states. Fast growth in farming was particularly important in the Plains states—notably in North Dakota, South Dakota, Nebraska, and Iowa, which were among the 10 fastest growing states. Earnings growth in government was

the largest contributor in eight states and the District of Columbia.

Earnings in durable-goods manufacturing in 32 states declined. The most pronounced decline was in Washington, where earnings declined 4.6 percent.

Table D. Contributions to Percent Change in Earnings, by State and Region, 2003:I–2003:II

	Earnings by place of work ¹	Percent change												
		Earnings by industry												
		Natural resources and mining	Construction	Durable-goods manufacturing	Nondurable-goods manufacturing	Trade	Transportation and utilities	Information	Financial activities	Professional and business services	Education and health services	Leisure and hospitality	Other services	Government
United States	0.8	0.10	0.10	-0.02	0.01	0.04	0.01	0.05	0.28	0.05	0.07	-0.04	0.01	0.14
New England														
Connecticut.....	0.5	0.00	0.07	-0.05	0.03	0.00	0.07	0.01	0.51	-0.20	0.09	-0.03	0.02	-0.01
Maine.....	0.7	0.02	0.05	-0.05	-0.07	0.03	0.06	-0.02	0.22	-0.01	0.16	-0.02	-0.01	0.39
Massachusetts.....	0.1	0.01	-0.20	-0.07	-0.01	0.06	0.00	-0.01	0.30	0.02	0.08	-0.08	0.01	0.02
New Hampshire.....	0.1	0.01	-0.21	0.19	0.08	-0.09	0.01	-0.02	0.26	-0.19	-0.01	-0.01	-0.04	0.13
Rhode Island.....	-1.4	0.00	0.21	-0.01	0.07	0.07	0.07	-0.02	0.30	-1.98	0.06	-0.11	0.04	-0.08
Vermont.....	1.1	0.09	-0.17	0.17	-0.05	0.22	0.10	0.05	0.20	0.05	0.13	0.07	-0.01	0.24
Mideast														
Delaware.....	1.2	0.06	0.22	0.03	0.21	-0.42	0.01	0.02	0.50	0.30	0.09	-0.15	0.02	0.27
District of Columbia.....	0.7	0.20	0.02	0.00	0.00	0.02	0.00	(²)	0.18	0.11	-0.39	(²)	0.07	0.51
Maryland.....	0.9	0.02	0.10	0.04	-0.02	0.06	0.09	-0.01	0.20	0.04	0.07	0.03	0.02	0.24
New Jersey.....	1.1	0.01	0.17	-0.02	0.03	0.10	0.02	0.02	0.36	0.08	0.11	0.02	0.01	0.22
New York.....	1.1	0.01	0.18	0.02	-0.01	0.03	0.02	0.06	0.58	0.12	0.06	-0.03	-0.01	0.08
Pennsylvania.....	0.8	0.05	0.07	0.07	-0.01	0.01	0.02	0.02	0.25	0.09	0.13	-0.04	0.01	0.15
Great Lakes														
Illinois.....	0.1	0.07	-0.09	-0.04	-0.01	0.01	0.01	-0.02	0.25	-0.10	0.01	-0.08	-0.02	0.06
Indiana.....	0.3	0.06	0.05	-0.02	-0.01	0.01	0.00	0.01	0.12	0.01	-0.06	-0.07	-0.02	0.19
Michigan.....	0.4	0.03	-0.01	0.13	0.02	-0.01	-0.05	0.02	0.29	-0.09	0.06	-0.07	0.00	0.07
Ohio.....	0.5	0.05	0.04	0.02	0.05	0.03	-0.04	-0.01	0.24	0.02	0.02	-0.05	-0.03	0.11
Wisconsin.....	0.7	0.08	-0.01	-0.08	0.04	0.16	0.00	0.02	0.29	0.04	0.05	-0.06	0.03	0.16
Plains														
Iowa.....	1.2	0.75	0.02	-0.17	0.01	0.01	0.01	0.04	0.18	0.08	0.17	-0.06	0.01	0.15
Kansas.....	0.1	0.21	0.11	-0.12	0.08	-0.02	0.09	-0.45	0.23	-0.01	-0.05	-0.04	0.02	0.01
Minnesota.....	0.7	0.02	0.21	-0.11	0.07	0.15	0.01	0.03	0.23	0.08	0.03	-0.06	0.00	0.01
Missouri.....	0.9	0.04	-0.01	0.02	0.07	0.06	0.01	-0.01	0.16	0.28	0.14	-0.17	0.08	0.24
Nebraska.....	1.3	0.69	-0.04	-0.02	0.06	0.04	0.04	0.02	0.19	0.11	0.15	-0.03	0.03	0.04
North Dakota.....	1.4	0.93	0.07	-0.09	0.03	-0.05	0.05	0.04	0.20	0.00	0.05	-0.03	0.01	0.21
South Dakota.....	1.7	1.13	-0.15	-0.01	0.00	-0.05	0.02	0.02	0.25	0.02	0.19	-0.05	0.07	0.31
Southeast														
Alabama.....	0.3	(²)	0.12	-0.08	-0.09	0.00	-0.06	0.01	0.15	0.08	-0.06	(²)	0.02	0.13
Arkansas.....	0.8	0.28	-0.02	-0.09	0.02	0.00	0.06	0.01	0.16	0.07	0.11	0.00	0.01	0.16
Florida.....	1.3	0.09	0.28	-0.01	-0.01	0.10	0.04	0.02	0.37	0.15	0.09	-0.01	0.01	0.17
Georgia.....	1.0	0.11	0.32	-0.08	-0.14	-0.11	-0.06	0.06	0.25	0.32	0.02	0.00	0.09	0.19
Kentucky.....	0.2	0.20	-0.19	-0.08	-0.03	0.02	0.00	0.00	0.10	0.11	0.09	-0.12	0.00	0.13
Louisiana.....	0.5	0.11	0.24	-0.03	0.02	0.06	-0.01	0.01	0.14	-0.07	-0.05	-0.07	-0.02	0.19
Mississippi.....	0.8	0.24	0.10	-0.15	0.03	0.07	0.02	0.04	0.14	0.19	0.00	-0.06	0.02	0.11
North Carolina.....	1.0	0.13	0.17	-0.02	0.03	0.01	(²)	(²)	0.17	-0.01	0.17	-0.02	0.03	0.34
South Carolina.....	0.2	0.05	-0.09	-0.03	0.00	-0.04	-0.11	0.01	0.14	-0.01	0.10	-0.05	-0.01	0.26
Tennessee.....	0.6	-0.01	0.02	0.08	0.02	0.10	-0.05	0.02	0.21	0.09	0.10	-0.17	0.03	0.17
Virginia.....	1.0	0.05	0.19	-0.02	-0.02	0.05	-0.09	-0.01	0.17	0.21	0.06	-0.01	-0.01	0.44
West Virginia.....	0.2	0.28	-0.20	0.03	0.04	-0.05	0.03	0.01	0.14	0.08	0.03	-0.10	0.00	-0.07
Southwest														
Arizona.....	1.0	-0.03	0.19	-0.07	0.01	0.07	0.01	-0.03	0.26	0.07	0.18	-0.03	0.04	0.35
New Mexico.....	1.5	0.49	0.21	-0.05	0.03	0.01	0.04	0.01	0.12	0.08	0.20	0.03	-0.01	0.33
Oklahoma.....	0.7	-0.01	0.10	0.03	0.13	0.15	0.02	-0.01	0.23	-0.07	-0.02	0.04	0.05	0.06
Texas.....	1.2	0.32	0.14	0.00	0.00	0.02	0.10	-0.02	0.31	0.01	0.08	-0.01	0.00	0.23
Rocky Mountain														
Colorado.....	0.8	0.13	0.04	-0.11	0.00	0.00	0.01	-0.02	0.42	0.31	0.08	-0.03	0.01	-0.02
Idaho.....	0.9	0.12	0.21	-0.16	0.05	0.02	0.05	0.03	0.28	0.13	0.08	-0.06	0.01	0.10
Montana.....	2.1	0.84	-0.09	0.01	0.05	0.00	0.11	0.05	0.14	0.13	0.22	-0.04	-0.03	0.67
Utah.....	1.0	0.03	0.28	0.03	0.07	0.05	0.07	0.02	0.22	0.09	0.06	-0.05	0.03	0.11
Wyoming.....	1.3	0.95	-0.18	-0.03	0.08	-0.05	(²)	(²)	-0.08	0.12	0.08	-0.06	(²)	0.35
Far West														
Alaska.....	1.0	(²)	0.31	(²)	(²)	-0.12	-0.08	0.02	0.15	0.06	0.39	0.05	(²)	0.31
California.....	0.6	0.10	0.10	-0.01	0.02	0.05	-0.04	0.02	0.28	-0.01	0.08	-0.04	-0.01	0.03
Hawaii.....	1.2	0.04	0.21	(²)	(²)	0.12	0.10	0.08	0.26	0.20	0.06	0.00	0.02	0.01
Nevada.....	1.2	0.07	0.29	0.03	0.01	0.09	-0.04	0.00	0.29	0.13	0.15	-0.11	-0.01	0.28
Oregon.....	0.2	0.07	-0.05	-0.06	-0.01	0.03	0.01	-0.01	0.16	0.12	0.05	-0.02	-0.04	-0.10
Washington.....	2.4	0.04	0.17	-0.40	-0.02	0.06	-0.01	1.92	0.22	0.09	0.11	-0.01	0.01	0.25
BEA regions														
New England.....	0.2	0.01	-0.09	-0.03	0.01	0.04	0.03	0.00	0.34	-0.17	0.08	-0.05	0.01	0.05
Mideast.....	1.0	0.03	0.14	0.03	0.00	0.03	0.03	(²)	0.41	0.10	0.07	(²)	0.01	0.16
Great Lakes.....	0.3	0.06	-0.01	0.01	0.02	0.03	-0.02	0.00	0.24	-0.04	0.02	-0.07	-0.01	0.10
Plains.....	0.8	0.28	0.07	-0.07	0.06	0.06	0.02	-0.04	0.20	0.12	0.09	-0.08	0.03	0.11
Southeast.....	0.9	(²)	0.16	-0.03	-0.02	0.03	(²)	(²)	0.22	0.13	0.07	(²)	0.02	0.22
Southwest.....	1.1	0.25	0.15	-0.01	0.02	0.04	0.08	-0.02	0.28	0.02	0.09	-0.01	0.01	0.24
Rocky Mountain.....	1.0	0.20	0.09	-0.07	0.03	0.01	(²)	(²)	0.31	0.22	0.09	-0.04	(²)	0.09
Far West.....	0.8	(²)	0.11	-0.06	0.01	0.05	-0.03	0.25	0.27	0.02	0.09	-0.04	(²)	0.06

1. Earnings by place of work is the sum of wage and salary disbursements (payrolls), other labor income, and proprietors' income.
2. Data are suppressed to avoid disclosure of confidential information.

Earnings in durable-goods manufacturing increased in the other states and the District of Columbia, but in all these states except New Hampshire and Michigan, its contribution to total earnings growth was relatively small. In New Hampshire and Michigan, durable-goods manufacturing's contribution to earnings growth was second only to that of financial activities.

The decline in earnings in leisure and hospitality was larger than the decline in earnings in durable-goods manufacturing. It was also more widespread; earnings in this industry declined in 40 states. Virtually the entire decline was accounted for by the arts, entertainment, and recreation industry (NAICS 71); earnings in the accommodation and food services industry (NAICS 72) was unchanged from the first quarter.

Earnings growth since the 2001 recession

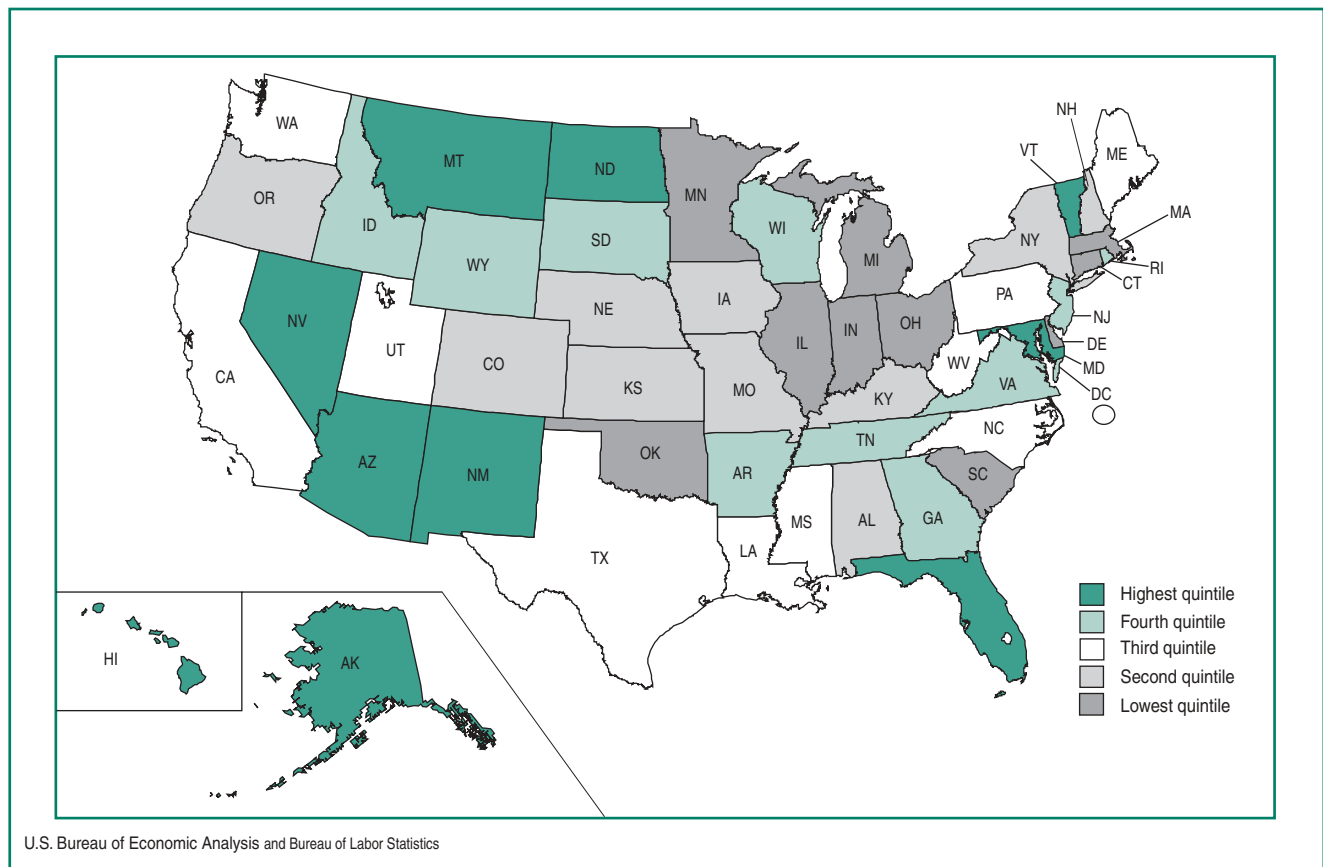
Defining a jobless recovery as a recovery in which the number of jobs is no higher six quarters after the trough of a recession than at the trough, the two recoveries since 1990 were jobless recoveries. In the current recovery, the total number of wage and salary jobs in the Nation was slightly lower in June 2003 than in November 2001, the trough of the recession. In contrast,

in four of the five recoveries before 1990, the number of jobs in the economy six quarters after the trough was, on average, almost 5 percent higher than at the trough.

While the term "jobless recovery" may describe the current recovery for the Nation as a whole, it has not been a jobless recovery in all the states. In 20 states, the number of jobs six quarters after the trough of the 2001 recession was higher than at the trough, but the total number of jobs in the Nation was nearly 1 percent lower (chart 2).

States with faster job growth exhibited faster earnings growth. Chart 3 shows the earnings growth in states, which are grouped in quintiles on the basis of the growth in the number of jobs during the first six quarters of the recovery. The 10 states with the highest job growth had substantially higher year-over-year growth in quarterly earnings than the other states. Earnings for the states in the top quintile, in terms of job growth during the recovery, grew an average of 1.4 percent each quarter in the six quarters of the recovery, compared with an average quarterly growth rate of 0.6 percent for the lowest quintile. In all the quintiles, the largest contributor to total earnings growth was the education and health services sector, primarily health

Chart 2. Job Growth, 2001:IV–2003:II



services. Growth in state and local government and in financial activities were the next most important contributors to total earnings growth. Earnings in nondurable-goods manufacturing declined in all five quintiles, and earnings in durable-goods manufacturing declined in three quintiles, including the highest. Earnings in the information sector declined in all but the middle quintile.¹

Year-to-year trends in quarterly state personal income growth

Quarter-to-quarter changes in state personal income are subject to large swings, so it is useful to look at the change in state personal income in the current quarter

relative to the change in the same quarter a year ago. Chart 4 shows the year-to-year growth rates of quarterly state personal income from the second quarter of 2000 through the second quarter of 2003. States are grouped into quintiles based on growth rates in the first and second quarters of 2003.

The higher growth of the top quintile of states in the second quarter of 2003 compared with a year earlier was not an isolated occurrence, as indicated by the fact that this group of states also had higher year-to-year growth in seven of the eight preceding quarters. In addition, growth of the states in the top quintile accelerated in the first two quarters of 2003, whereas growth slowed in the states in the bottom quintile slowed.

Tables 1 and 2 follow.

1. In an upcoming SURVEY article, regional patterns of earnings growth since the 2001 recession will be more fully examined.

Chart 3. Earnings Growth by Job Growth Quintiles

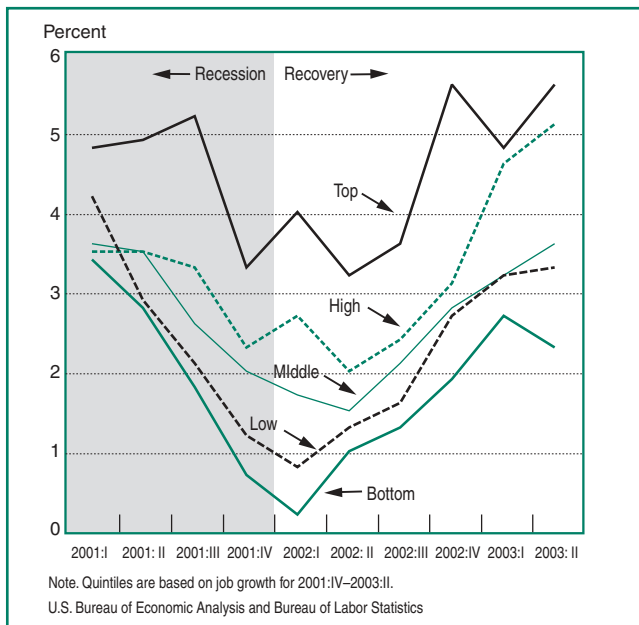


Chart 4. Change in Personal Income From the Same Quarter a Year Earlier

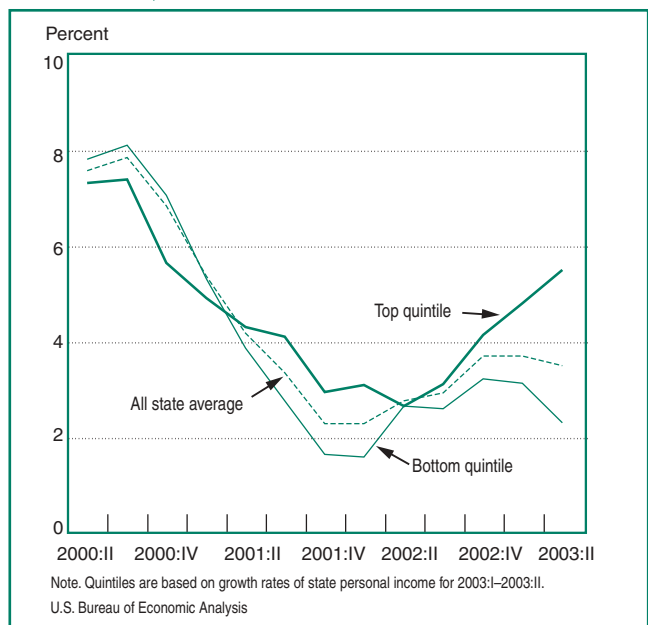


Table 1. Personal Income by State and Region

[Millions of dollars, seasonally adjusted at annual rates]

Area name	1999		2000				2001				2002				2003		Percent change ¹ 2003:I- 2003:II	
	III	IV	I	II	III	IV	I	II	III	IV	I	II	III	IV	I ^a	II ^a		
United States	7,801,469	7,953,561	8,203,951	8,340,516	8,481,243	8,569,774	8,651,750	8,669,238	8,697,083	8,691,889	8,772,204	8,881,691	8,927,635	8,982,839	9,053,499	9,129,313	0.8	
New England	463,492	472,228	492,587	499,629	510,551	517,235	523,494	521,469	520,807	519,362	524,249	531,524	532,245	533,241	537,534	539,718	0.4	
Connecticut	131,512	133,597	137,801	140,406	142,688	144,758	146,223	145,899	145,327	144,542	147,269	148,249	148,840	148,486	150,562	151,432	0.6	
Maine	31,316	31,228	32,059	32,757	33,121	33,529	34,234	34,394	34,585	34,753	35,481	35,858	36,141	36,483	37,040	37,358	0.9	
Massachusetts	218,631	223,830	235,826	238,462	245,457	248,107	250,661	248,883	248,235	247,332	247,765	252,257	251,714	252,127	252,613	253,436	0.3	
New Hampshire	37,407	38,300	40,481	40,773	41,521	42,285	42,913	42,752	42,729	42,722	43,055	43,865	43,847	44,047	44,381	44,519	0.3	
Rhode Island	28,935	29,334	30,101	30,489	30,977	31,396	31,817	31,919	32,245	32,261	32,779	33,202	33,467	33,659	34,391	34,239	-0.4	
Vermont	15,690	15,939	16,318	16,743	16,788	17,160	17,447	17,622	17,685	17,752	17,900	18,093	18,238	18,439	18,547	18,734	1.0	
Mideast	1,465,040	1,478,613	1,533,630	1,567,335	1,589,291	1,621,161	1,631,068	1,628,112	1,632,447	1,631,164	1,644,672	1,662,445	1,668,240	1,674,725	1,683,917	1,700,245	1.0	
Delaware	22,795	23,229	23,706	24,231	24,672	25,209	25,256	25,609	25,850	25,780	25,929	26,090	26,175	26,143	26,870	27,146	1.0	
District of Columbia	20,828	21,181	22,333	22,689	22,938	23,434	23,144	23,324	23,276	23,276	23,305	24,204	24,677	24,768	25,393	25,012	25,271	1.0
Maryland	168,178	170,617	176,498	179,203	182,368	185,696	188,357	189,786	190,747	191,170	194,304	196,892	198,005	199,454	200,370	201,941	0.8	
New Jersey	288,208	295,035	306,809	316,979	321,275	327,824	326,632	327,969	329,812	330,559	337,578	338,845	341,099	342,035	345,441	348,914	1.0	
New York	621,989	619,371	647,339	661,036	669,618	685,055	691,345	683,685	682,727	681,059	676,590	686,279	685,909	687,500	687,045	694,226	1.0	
Pennsylvania	343,042	349,180	356,945	363,197	368,419	373,942	376,335	377,739	380,035	379,292	386,067	389,692	392,285	394,998	399,180	402,747	0.9	
Great Lakes	1,253,889	1,276,384	1,312,492	1,325,439	1,339,837	1,347,657	1,358,650	1,360,352	1,367,434	1,364,979	1,373,198	1,396,144	1,402,919	1,409,904	1,415,750	1,423,915	0.6	
Illinois	373,875	381,355	392,581	398,686	405,376	410,567	413,332	411,904	414,358	412,582	415,157	420,863	420,922	422,491	423,805	425,211	0.3	
Indiana	154,431	157,602	162,336	164,309	166,165	165,361	168,181	168,290	169,060	168,955	171,072	173,169	174,777	176,538	177,028	178,136	0.6	
Michigan	276,777	280,785	291,251	292,004	293,583	294,304	295,843	296,181	297,092	296,806	295,932	304,930	306,682	307,437	307,471	309,740	0.7	
Ohio	304,584	309,656	316,931	318,569	321,035	322,078	324,581	326,608	328,330	327,985	330,130	334,343	336,601	338,255	340,755	342,762	0.6	
Wisconsin	144,222	146,985	149,392	151,869	153,677	155,348	156,713	157,369	158,594	158,651	160,906	162,839	163,937	165,182	166,691	168,066	0.8	
Plains	513,281	525,456	534,339	546,218	553,792	557,165	562,952	565,546	569,173	569,280	576,036	580,552	585,711	589,532	596,940	602,634	1.2	
Iowa	73,326	74,855	76,108	77,676	78,421	78,715	79,391	79,654	80,152	80,093	81,814	82,375	82,803	83,577	84,767	85,778	1.0	
Kansas	69,928	72,199	71,753	73,639	75,309	74,825	76,291	76,556	77,327	77,138	77,875	77,967	78,418	79,028	80,167	80,589	0.5	
Minnesota	147,261	150,723	154,381	158,125	160,570	163,070	164,055	164,632	165,126	165,325	167,189	169,755	171,656	171,969	172,584	174,027	0.8	
Missouri	143,982	146,660	150,470	153,761	155,682	156,483	157,920	158,745	159,866	159,843	161,919	162,979	164,041	165,471	166,696	168,254	0.9	
Nebraska	45,499	46,741	46,642	47,414	48,088	48,252	49,123	49,476	49,887	50,084	50,408	50,774	51,397	51,767	53,312	54,011	1.3	
North Dakota	14,756	15,307	15,726	16,097	16,153	16,111	16,304	16,398	16,533	16,452	16,787	16,608	16,931	17,059	17,783	18,016	1.3	
South Dakota	18,529	18,971	19,260	19,505	19,569	19,709	19,868	20,086	20,282	20,347	20,043	20,095	20,466	20,660	21,632	21,959	1.5	
Southeast	1,721,818	1,753,051	1,798,309	1,828,832	1,854,115	1,874,225	1,895,842	1,909,663	1,918,954	1,921,712	1,944,902	1,968,792	1,979,094	1,995,385	2,021,336	2,039,369	0.9	
Alabama	100,724	102,191	103,738	105,257	105,904	107,041	108,598	109,319	109,808	109,825	111,057	112,093	113,036	114,183	116,050	116,736	0.6	
Arkansas	56,053	57,013	57,854	58,562	59,672	59,633	60,661	61,067	61,559	61,927	62,408	63,291	63,686	64,464	65,067	65,674	0.9	
Florida	426,687	431,669	444,157	452,177	459,035	465,884	470,309	475,131	478,106	478,882	485,611	493,048	495,859	501,588	505,471	511,032	1.1	
Georgia	213,907	218,724	226,268	229,859	233,463	236,058	238,069	239,184	240,715	241,046	243,028	245,628	246,123	248,500	252,428	255,829	0.9	
Kentucky	91,411	93,383	96,542	97,668	98,868	99,780	100,459	100,953	101,830	101,649	103,365	104,583	105,556	106,548	107,340	107,929	0.5	
Louisiana	99,022	100,586	101,827	103,306	104,252	105,135	107,373	108,618	110,287	110,991	112,155	113,505	113,982	115,257	116,001	116,821	0.7	
Mississippi	57,129	57,916	58,563	59,561	60,068	60,195	61,420	61,739	62,092	62,437	63,376	63,990	64,523	65,077	66,531	67,132	0.9	
North Carolina	200,989	206,935	212,844	216,603	219,838	221,626	223,903	224,212	224,210	224,050	227,740	228,855	229,994	230,836	234,567	237,292	1.2	
South Carolina	91,509	93,051	95,124	97,267	98,213	99,036	100,603	100,513	101,332	101,158	102,912	104,156	104,718	105,420	107,166	107,759	0.6	
Tennessee	141,801	144,055	147,282	149,179	151,095	152,187	152,906	153,934	154,928	154,751	156,391	158,810	159,256	160,411	162,260	163,441	0.7	
Virginia	204,973	209,459	215,466	220,039	224,073	227,532	230,869	233,930	232,735	233,388	234,661	238,366	239,670	240,605	244,050	246,116	0.8	
West Virginia	37,611	38,070	38,644	39,354	39,634	40,118	40,671	41,063	41,353	41,608	42,198	42,467	42,689	42,944	43,406	43,608	0.5	
Southwest	777,451	795,211	819,754	833,799	849,525	857,947	871,240	871,512	877,630	878,046	882,369	892,577	896,253	902,617	907,344	917,036	1.1	
Arizona	121,062	123,358	129,117	129,404	131,811	133,853	135,545	136,991	138,663	138,125	140,528	142,215	143,274	144,881	145,953	147,364	1.0	
New Mexico	37,832	38,396	38,764	39,593	39,945	40,467	41,451	41,979	42,630	42,982	43,677	44,098	44,438	45,193	45,461	46,056	1.3	
Oklahoma	77,540	79,144	80,479	82,367	83,896	84,982	85,713	86,339	86,925	87,221	88,961	87,622	88,168	88,522	89,177	89,907	0.8	
Texas	541,017	554,313	571,394	582,434	593,873	598,645	608,532	606,204	609,412	609,717	611,202	618,643	620,373	624,021	626,753	633,709	1.1	
Rocky Mountain	238,957	246,228	252,336	259,527	265,102	268,181	270,900	271,833	272,434	271,806	273,963	275,997	277,739	279,810	281,091	283,849	1.0	
Colorado	128,454	133,367	136,641	141,846	146,085	147,601	148,921	148,426	148,132	147,475	147,880	149,421	149,961	150,665	151,128	152,390	0.8	
Idaho	28,980	29,778	30,544	31,075	3													

Table 2. Personal Income by Major Source

[Millions of dollars.]

Line	Item	United States						Alabama							
		2001		2002			2003		2001		2002			2003	
		IV	I	II	III	IV	I ^r	II ^p	IV	I	II	III	IV	I ^r	II ^p
Income by place of residence															
1	Personal income (lines 4–11).....	8,691,889	8,772,204	8,881,691	8,927,635	8,982,839	9,053,499	9,129,313	109,825	111,057	112,093	113,036	114,183	116,050	116,736
2	Nonfarm personal income.....	8,652,036	8,726,965	8,851,276	8,892,120	8,944,559	9,007,379	9,078,802	108,543	110,013	111,544	112,349	113,441	114,883	115,473
3	Farm income (line 17).....	39,852	45,239	30,415	35,516	38,281	46,120	50,511	1,282	1,045	549	688	743	1,168	1,263
Derivation of personal income															
4	Earnings by place of work (lines 12–16 or 17–44)	6,230,861	6,266,753	6,317,631	6,353,520	6,396,258	6,451,837	6,503,019	74,793	75,274	75,620	76,471	77,344	78,928	79,204
5	Less: Personal contributions for social insurance ²	372,088	379,868	382,955	384,677	386,158	391,290	393,379	4,766	4,890	4,938	4,986	5,029	5,135	5,139
6	Plus: Adjustment for residence ³	-1,080	-1,352	-1,368	-1,372	-1,381	-1,382	-1,390	928	1,045	1,053	1,047	1,052	1,080	1,093
7	Equals: Net earnings by place of residence.....	5,857,693	5,885,533	5,933,307	5,967,471	6,008,719	6,059,165	6,108,250	70,955	71,429	71,734	72,532	73,368	74,874	75,158
8	Plus: Dividends, interest, and rent ⁴	1,628,424	1,633,896	1,665,010	1,661,022	1,654,236	1,652,749	1,654,681	19,524	19,569	19,914	19,853	19,764	19,727	19,738
9	Plus: Transfer payments.....	1,205,772	1,252,775	1,283,374	1,299,142	1,319,884	1,341,585	1,366,382	19,346	20,060	20,444	20,651	21,052	21,450	21,840
10	State unemployment insurance benefits.....	40,668	51,922	66,957	67,177	63,800	61,578	65,590	347	446	563	502	488	474	507
11	Transfers excluding State unemployment insurance benefits.....	1,165,104	1,200,853	1,216,417	1,231,965	1,256,084	1,280,007	1,300,792	18,999	19,614	19,882	20,149	20,564	20,975	21,333
Earnings by place of work															
Components of earnings:															
12	Wage and salary disbursements.....	4,928,156	4,930,075	4,969,358	4,979,106	4,994,874	5,024,162	5,046,212	59,121	59,459	60,039	60,472	60,952	61,786	61,775
13	Other labor income.....	571,344	585,691	598,887	612,222	624,760	633,688	639,466	7,492	7,720	7,894	8,095	8,289	8,466	8,505
14	Proprietors' income ⁵	731,361	750,987	749,386	762,192	776,624	793,987	817,341	8,180	8,094	7,687	7,904	8,103	8,677	8,925
15	Farm proprietors' income.....	19,277	24,328	9,371	14,176	16,713	23,946	27,730	1,102	868	370	506	560	979	1,069
16	Nonfarm proprietors' income.....	712,084	726,659	740,015	748,016	759,911	770,041	789,611	7,078	7,227	7,317	7,398	7,543	7,698	7,856
Earnings by industry															
17	Farm earnings.....	39,852	45,239	30,415	35,516	38,281	46,120	50,511	1,282	1,045	549	688	743	1,168	1,263
18	Nonfarm earnings.....	6,191,009	6,221,514	6,287,216	6,318,005	6,357,977	6,405,717	6,452,508	73,511	74,229	75,071	75,784	76,602	77,761	77,942
19	Private earnings.....	5,177,854	5,183,449	5,236,524	5,252,668	5,278,694	5,306,126	5,343,597	58,554	58,882	59,563	60,138	60,657	61,441	61,516
20	Forestry, fishing, related activities, and other ⁶	19,066	19,607	19,878	20,516	20,989	21,149	21,192	(D)	(D)	(D)	(D)	(D)	(D)	(D)
21	Mining.....	53,541	51,850	51,552	51,540	52,515	52,323	54,584	688	682	659	688	689	680	717
22	Utilities.....	67,275	68,580	68,690	69,044	69,089	69,554	71,259	1,106	1,102	1,117	1,116	1,149	1,309	1,284
23	Construction.....	393,541	397,637	397,393	398,878	400,587	402,934	409,178	5,258	5,263	5,187	5,206	5,314	5,426	5,519
24	Manufacturing.....	812,726	796,991	804,435	799,191	794,521	793,961	793,123	12,847	12,859	12,964	12,992	13,087	12,898	12,764
25	Durable goods.....	524,678	520,372	527,264	521,622	518,871	515,894	514,587	7,434	7,610	7,781	7,805	7,887	7,693	7,629
26	Nondurable goods.....	288,048	276,619	277,171	277,569	275,651	278,068	278,537	5,413	5,249	5,183	5,187	5,199	5,205	5,135
27	Wholesale trade.....	321,526	325,531	327,465	328,177	325,482	330,604	332,055	3,595	3,735	3,741	3,758	3,649	3,778	3,803
28	Retail trade.....	422,593	426,653	430,260	434,020	434,915	438,454	439,321	5,712	5,772	5,796	5,857	5,926	6,025	6,003
29	Transportation and warehousing.....	206,193	202,725	205,994	208,107	208,077	208,791	207,438	2,158	2,163	2,180	2,185	2,169	2,203	2,181
30	Information.....	276,826	268,612	268,026	266,006	267,302	265,932	269,173	1,823	1,813	1,842	1,836	1,915	1,775	1,785
31	Finance and insurance.....	463,487	457,018	468,411	465,161	470,453	465,396	479,481	3,582	3,520	3,585	3,542	3,785	3,914	4,020
32	Real estate and rental and leasing.....	107,662	110,497	113,609	114,319	116,412	116,233	120,387	925	961	981	996	1,009	1,029	1,044
33	Professional and technical services.....	572,922	566,534	569,811	569,283	572,239	578,471	580,354	5,576	5,374	5,538	5,578	5,720	5,950	5,994
34	Management of companies and enterprises.....	135,042	133,687	134,702	134,687	134,499	133,118	133,887	538	562	569	538	556	604	630
35	Administrative and waste services.....	234,725	246,036	245,769	244,962	244,624	246,467	247,056	2,003	2,197	2,222	2,217	2,221	2,221	2,210
36	Educational services.....	79,041	80,257	81,938	83,980	86,540	88,324	86,990	499	503	512	540	532	548	536
37	Health care and social assistance.....	562,718	573,288	585,875	598,905	609,952	620,492	626,346	7,047	7,119	7,388	7,762	7,579	7,696	7,658
38	Arts, entertainment, and recreation.....	72,863	74,594	75,520	76,042	77,192	77,538	75,006	336	336	338	341	342	340	324
39	Accommodation and food services.....	199,980	205,169	207,717	209,655	211,576	213,251	213,240	(D)	(D)	(D)	(D)	(D)	(D)	(D)
40	Other services, except public administration.....	176,129	178,184	179,481	180,195	181,731	183,135	183,530	2,402	2,424	2,429	2,429	2,456	2,445	2,459
41	Government and government enterprises.....	1,013,155	1,038,065	1,050,691	1,065,337	1,079,283	1,099,591	1,108,911	14,958	15,346	15,509	15,645	15,945	16,320	16,426
42	Federal, civilian.....	189,073	196,814	198,991	201,877	206,114	212,467	214,932	3,439	3,579	3,598	3,638	3,653	3,779	3,813
43	Military.....	80,222	88,526	90,015	91,151	90,502	98,546	101,091	1,269	1,371	1,379	1,394	1,379	1,483	1,500
44	State and local.....	743,860	752,726	761,686	772,309	782,667	788,578	792,888	10,250	10,397	10,531	10,614	10,912	11,057	11,113

See the footnotes at the end of the table.

and Earnings by Industry, 2001:IV-2003:II ¹

seasonally adjusted at annual rates)

Alaska							Arizona							Arkansas							Line
2001		2002			2003		2001		2002			2003		2001		2002			2003		
IV	I	II	III	IV	I ^r	II ^p	IV	I	II	III	IV	I ^r	II ^p	IV	I	II	III	IV	I ^r	II ^p	
19,842	20,091	20,273	20,607	20,898	20,912	21,120	138,125	140,528	142,215	143,274	144,881	145,953	147,364	61,927	62,408	63,291	63,686	64,464	65,067	65,674	1
19,831	20,079	20,264	20,596	20,887	20,897	21,104	137,396	139,163	141,558	142,453	143,895	144,956	146,386	60,828	61,412	62,412	62,773	63,499	63,653	64,157	2
12	11	9	10	11	15	16	729	1,365	656	821	986	997	978	1,099	996	879	913	966	1,414	1,517	3
15,120	15,432	15,555	15,890	16,174	16,112	16,270	97,122	98,543	99,360	100,277	101,631	102,267	103,325	42,125	42,351	42,861	43,167	43,780	44,142	44,493	4
789	819	823	841	854	854	861	6,008	6,140	6,228	6,276	6,338	6,411	6,468	2,752	2,814	2,852	2,871	2,904	2,915	2,928	5
-950	-1,156	-1,165	-1,189	-1,210	-1,203	-1,213	439	586	585	593	603	615	617	-334	-485	-498	-504	-521	-505	-506	6
13,381	13,456	13,567	13,860	14,111	14,055	14,196	91,553	92,989	93,717	94,594	95,896	96,471	97,474	39,039	39,052	39,511	39,792	40,355	40,722	41,059	7
3,259	3,264	3,302	3,300	3,298	3,296	3,305	26,777	26,875	27,466	27,372	27,221	27,181	27,193	11,075	11,102	11,283	11,269	11,246	11,236	11,267	8
3,203	3,371	3,403	3,446	3,490	3,561	3,619	19,795	20,663	21,032	21,309	21,764	22,301	22,697	11,813	12,254	12,497	12,626	12,864	13,109	13,348	9
115	192	185	189	171	182	187	415	559	612	574	540	593	567	359	429	511	478	467	463	486	10
3,088	3,179	3,218	3,258	3,319	3,379	3,432	19,380	20,105	20,420	20,735	21,224	21,709	22,130	11,454	11,825	11,986	12,147	12,398	12,646	12,861	11
11,454	11,631	11,684	11,906	12,088	12,001	12,085	78,738	78,937	80,047	80,470	81,215	81,553	82,208	32,762	32,843	33,272	33,412	33,782	33,658	33,786	12
1,827	1,924	1,960	2,035	2,088	2,111	2,137	8,499	8,721	8,973	9,198	9,453	9,571	9,722	4,086	4,202	4,318	4,402	4,531	4,569	4,610	13
1,839	1,877	1,911	1,949	1,999	2,001	2,048	9,885	10,885	10,339	10,609	10,964	11,144	11,395	5,278	5,307	5,271	5,353	5,467	5,914	6,097	14
5	5	2	3	4	8	8	377	997	286	446	607	607	577	806	701	583	612	662	1,102	1,196	15
1,834	1,872	1,908	1,946	1,995	1,993	2,040	9,508	9,888	10,053	10,163	10,357	10,537	10,818	4,472	4,606	4,688	4,741	4,805	4,812	4,901	16
12	11	9	10	11	15	16	729	1,365	656	821	986	997	978	1,099	996	879	913	966	1,414	1,517	17
15,109	15,421	15,546	15,880	16,164	16,097	16,254	96,393	97,178	98,704	99,456	100,646	101,270	102,347	41,026	41,355	41,981	42,254	42,814	42,727	42,976	18
10,355	10,483	10,534	10,715	10,996	10,837	10,944	79,784	80,267	81,346	81,832	82,816	83,139	83,858	33,675	33,853	34,312	34,649	35,027	34,752	34,928	19
(D)	(D)	(D)	(D)	(D)	(D)	(D)	296	295	309	328	325	325	330	372	377	380	396	401	390	403	20
(D)	(D)	(D)	(D)	(D)	(D)	(D)	611	586	595	573	580	631	618	280	261	265	265	267	269	279	21
129	139	144	144	148	154	158	834	862	876	880	904	847	878	407	426	442	438	439	449	467	22
1,173	1,194	1,241	1,297	1,373	1,255	1,305	8,110	8,544	8,354	8,406	8,516	8,751	8,945	2,607	2,695	2,728	2,734	2,717	2,526	2,519	23
519	506	477	484	502	526	501	10,808	10,356	10,408	10,372	10,295	9,987	9,927	7,675	7,618	7,678	7,669	7,653	7,604	7,576	24
(D)	(D)	(D)	(D)	(D)	(D)	(D)	9,336	8,944	9,005	8,972	8,878	8,521	8,455	4,235	4,273	4,319	4,283	4,273	4,227	4,189	25
(D)	(D)	(D)	(D)	(D)	(D)	(D)	1,473	1,412	1,403	1,400	1,417	1,465	1,472	3,440	3,344	3,359	3,386	3,380	3,377	3,388	26
289	298	294	295	300	296	289	5,262	5,238	5,349	5,325	5,294	5,336	5,394	1,985	2,008	2,032	2,057	2,059	2,069	2,060	27
980	1,006	1,015	1,039	1,048	1,065	1,053	7,919	7,972	8,114	8,201	8,207	8,374	8,392	2,996	3,014	3,056	3,095	3,105	3,120	3,130	28
1,037	1,046	1,050	1,096	1,081	1,070	1,054	2,957	2,950	2,975	3,033	3,103	3,069	3,048	2,360	2,396	2,414	2,486	2,487	2,435	2,444	29
456	456	456	457	457	437	440	2,986	2,819	2,848	2,803	2,917	2,831	2,802	1,268	1,272	1,299	1,276	1,293	1,323	1,329	30
423	418	424	423	444	480	498	6,544	6,401	6,633	6,599	6,997	6,989	7,132	1,638	1,572	1,656	1,676	1,735	1,676	1,725	31
180	186	186	190	196	199	205	2,431	2,509	2,593	2,605	2,729	2,640	2,762	512	523	533	544	565	538	559	32
796	798	804	807	826	825	834	7,124	7,116	7,244	7,383	7,234	7,237	7,245	1,876	1,774	1,821	1,858	1,876	1,941	1,954	33
160	158	158	160	172	82	86	1,177	1,313	1,283	1,242	1,263	1,413	1,437	1,452	1,520	1,492	1,508	1,648	1,531	1,541	34
390	405	403	406	402	394	391	5,528	5,682	5,739	5,764	5,773	5,729	5,765	1,053	1,098	1,112	1,128	1,137	1,134	1,142	35
79	87	89	90	95	90	91	856	882	922	947	1,003	1,031	1,055	239	240	244	245	254	255	251	36
1,177	1,203	1,237	1,291	1,332	1,414	1,476	8,561	8,789	9,040	9,254	9,459	9,725	9,890	4,306	4,366	4,456	4,544	4,643	4,725	4,779	37
168	172	173	175	177	182	180	1,236	1,241	1,275	1,276	1,288	1,248	1,199	208	215	216	219	217	221	216	38
618	649	656	663	672	710	719	3,963	4,084	4,132	4,186	4,246	4,284	4,307	1,188	1,217	1,220	1,239	1,248	1,265	1,271	39
(D)	(D)	(D)	(D)	(D)	(D)	(D)	2,581	2,628	2,658	2,655	2,683	2,694	2,732	1,252	1,261	1,268	1,270	1,281	1,281	1,284	40
4,754	4,937	5,012	5,165	5,168	5,260	5,310	16,610	16,912	17,358	17,624	17,830	18,131	18,489	7,351	7,502	7,670	7,605	7,787	7,975	8,048	41
1,146	1,198	1,196	1,219	1,249	1,261	1,268	3,142	3,270	3,337	3,389	3,515	3,583	3,724	1,296	1,343	1,358	1,375	1,404	1,453	1,461	42
1,042	1,170	1,187	1,206	1,203	1,296	1,329	1,315	1,452	1,475	1,503	1,506	1,664	1,716	509	549	557	560	550	597	617	43
2,566	2,569	2,629	2,740	2,716	2,703	2,713	12,152	12,190	12,545	12,731	12,809	12,885	13,049	5,546	5,610	5,755	5,670	5,834	5,925	5,970	44

Table 2. Personal Income by Major Source

[Millions of dollars.]

Line	Item	California						Colorado							
		2001		2002			2003		2001		2002			2003	
		IV	I	II	III	IV	I ^r	II ^p	IV	I	II	III	IV	I ^r	II ^p
Income by place of residence															
1	Personal income (lines 4–11).....	1,128,075	1,138,401	1,152,672	1,160,385	1,169,530	1,177,337	1,184,478	147,475	147,880	149,421	149,961	150,665	151,128	152,390
2	Nonfarm personal income.....	1,121,488	1,129,969	1,145,865	1,152,746	1,161,795	1,168,329	1,174,604	146,763	147,198	148,786	149,303	149,979	150,334	151,545
3	Farm income (line 17).....	6,587	8,432	6,807	7,639	7,735	9,008	9,873	712	682	635	658	686	794	845
Derivation of personal income															
4	Earnings by place of work (lines 12–16 or 17–44)	824,785	828,653	834,180	838,729	848,114	855,137	859,982	113,546	113,386	113,957	114,415	115,046	115,240	116,199
5	Less: Personal contributions for social insurance ²	48,083	48,932	49,216	49,407	49,862	50,461	50,581	6,169	6,257	6,266	6,286	6,301	6,336	6,373
6	Plus: Adjustment for residence ³	223	329	337	358	364	367	387	122	108	112	114	117	122	123
7	Equals: Net earnings by place of residence.....	776,924	780,050	785,301	789,680	798,616	805,044	809,789	107,498	107,236	107,803	108,244	108,862	109,025	109,950
8	Plus: Dividends, interest, and rent ⁴	212,070	213,170	218,621	217,255	215,050	214,662	213,799	26,577	26,699	27,276	27,230	27,133	27,134	27,196
9	Plus: Transfer payments.....	139,081	145,181	148,750	153,449	155,864	157,631	160,890	13,399	13,944	14,342	14,487	14,670	14,969	15,245
10	State unemployment insurance benefits.....	4,350	6,223	7,952	10,813	10,377	9,316	10,117	480	642	873	852	777	820	874
11	Transfers excluding State unemployment insurance benefits.....	134,731	138,958	140,798	142,636	145,487	148,316	150,773	12,919	13,302	13,468	13,635	13,893	14,149	14,371
Earnings by place of work															
Components of earnings:															
12	Wage and salary disbursements.....	640,782	638,577	642,158	643,080	648,558	651,611	652,561	87,218	86,601	86,706	86,767	86,922	86,768	87,188
13	Other labor income.....	69,709	70,972	72,475	74,153	75,949	76,839	77,349	10,496	10,746	10,935	11,177	11,415	11,507	11,582
14	Proprietors' income ⁵	114,294	119,104	119,547	121,497	123,607	126,687	130,072	15,832	16,038	16,315	16,472	16,710	16,965	17,429
15	Farm proprietors' income.....	1,367	3,111	1,451	2,206	2,243	3,361	4,072	331	284	234	252	275	372	411
16	Nonfarm proprietors' income.....	112,927	115,993	118,096	119,291	121,364	123,326	126,000	15,501	15,754	16,081	16,220	16,434	16,593	17,017
Earnings by industry															
17	Farm earnings.....	6,587	8,432	6,807	7,639	7,735	9,008	9,873	712	682	635	658	686	794	845
18	Nonfarm earnings.....	818,198	820,221	827,373	831,091	840,378	846,129	850,109	112,834	112,704	113,322	113,758	114,360	114,445	115,354
19	Private earnings.....	687,326	687,719	692,257	692,861	700,440	704,873	708,575	95,409	94,700	95,029	95,150	95,365	95,137	96,068
20	Forestry, fishing, related activities, and other ⁶	4,005	4,233	4,305	4,429	4,489	4,713	4,605	133	140	137	140	140	146	145
21	Mining.....	2,152	2,073	1,961	1,966	1,931	1,968	2,033	1,691	1,747	1,673	1,679	1,644	1,700	1,805
22	Utilities.....	7,587	7,634	7,784	7,992	7,908	8,523	8,386	1,152	1,157	1,158	1,146	1,165	1,115	1,163
23	Construction.....	51,561	52,837	52,831	52,685	53,623	55,101	55,967	9,855	9,713	9,830	9,752	9,558	9,398	9,440
24	Manufacturing.....	101,893	99,290	98,135	96,629	95,952	96,826	96,930	9,799	9,548	9,573	9,466	9,234	9,358	9,237
25	Durable goods.....	73,755	72,446	71,241	70,112	69,445	68,958	68,877	7,145	7,021	7,027	6,949	6,765	6,807	6,685
26	Nondurable goods.....	28,138	26,843	26,894	26,516	26,507	27,867	28,053	2,654	2,527	2,545	2,517	2,469	2,550	2,552
27	Wholesale trade.....	38,200	38,601	38,807	39,038	39,102	39,429	39,573	5,816	5,789	5,836	5,799	5,648	5,722	5,747
28	Retail trade.....	55,174	56,077	56,738	57,120	57,140	58,146	58,412	7,258	7,278	7,323	7,349	7,319	7,362	7,342
29	Transportation and warehousing.....	22,226	21,991	22,378	22,665	22,723	22,611	22,415	3,267	3,249	3,290	3,335	3,346	3,246	3,211
30	Information.....	49,653	48,821	48,302	47,693	48,833	48,495	48,647	9,644	9,315	9,220	9,138	9,314	8,811	8,788
31	Finance and insurance.....	53,759	53,417	54,780	55,663	56,719	54,589	56,249	7,596	7,459	7,367	7,552	7,847	7,775	8,113
32	Real estate and rental and leasing.....	16,828	17,187	17,983	18,067	18,439	18,513	19,263	2,789	2,837	2,928	2,942	2,994	3,033	3,175
33	Professional and technical services.....	95,569	93,019	92,745	91,689	92,943	94,451	94,361	12,348	12,022	11,857	11,777	11,766	11,865	12,134
34	Management of companies and enterprises.....	20,186	19,424	19,740	19,640	19,741	18,846	18,988	1,523	1,468	1,526	1,520	1,721	1,700	1,705
35	Administrative and waste services.....	34,042	35,459	35,257	35,197	35,496	35,716	35,572	4,774	4,941	4,927	4,883	4,806	4,817	4,906
36	Educational services.....	8,618	8,833	9,099	9,234	9,526	9,823	9,735	830	816	821	844	868	899	888
37	Health care and social assistance.....	60,603	62,137	63,654	65,082	66,761	66,928	67,719	8,009	8,140	8,395	8,604	8,775	8,900	9,002
38	Arts, entertainment, and recreation.....	13,483	13,607	13,790	13,890	14,367	14,239	13,862	1,773	1,858	1,833	1,860	1,864	1,839	1,826
39	Accommodation and food services.....	27,877	28,709	29,376	29,496	29,762	30,053	30,063	4,046	4,098	4,166	4,182	4,178	4,289	4,269
40	Other services, except public administration.....	23,912	24,368	24,592	24,685	24,986	25,905	25,794	3,105	3,124	3,170	3,183	3,177	3,160	3,173
41	Government and government enterprises.....	130,872	132,502	135,116	138,229	139,938	141,256	141,534	17,425	18,004	18,293	18,608	18,995	19,308	19,286
42	Federal, civilian.....	17,377	17,978	18,197	18,589	19,032	19,686	19,990	3,598	3,760	3,743	3,791	3,910	4,054	4,028
43	Military.....	9,395	10,420	10,653	10,835	10,892	11,942	12,326	1,800	2,004	2,059	2,085	2,064	2,243	2,310
44	State and local.....	104,100	104,104	106,265	108,805	110,014	109,628	109,217	12,027	12,239	12,491	12,731	13,021	13,010	12,948

See the footnotes at the end of the table.

and Earnings by Industry, 2001:IV-2003:II¹—Continued
seasonally adjusted at annual rates)

Connecticut						Delaware						District of Columbia						Line			
2001	2002				2003		2001	2002				2003		2001	2002				2003		
IV	I	II	III	IV	I ^r	II ^p	IV	I	II	III	IV	I ^r	II ^p	IV	I	II	III		IV	I ^r	II ^p
144,542	147,269	148,249	148,840	148,486	150,562	151,432	25,780	25,929	26,090	26,175	26,143	26,870	27,146	23,305	24,204	24,677	24,768	25,393	25,012	25,271	1
144,354	147,105	148,097	148,682	148,324	150,349	151,226	25,612	25,872	26,033	26,118	26,085	26,714	26,978	23,305	24,204	24,677	24,768	25,393	25,012	25,271	2
189	164	152	158	162	213	206	167	57	57	57	59	156	168	0	0	0	0	0	0	0	3
100,655	101,794	101,631	102,288	101,707	103,890	104,419	20,122	20,373	20,305	20,372	20,242	21,062	21,305	49,224	50,390	51,382	51,513	52,757	51,752	52,132	4
5,856	6,024	5,991	6,032	5,975	6,154	6,172	1,222	1,270	1,261	1,265	1,253	1,310	1,323	2,561	2,647	2,697	2,700	2,768	2,706	2,724	5
6,289	7,425	7,560	7,492	7,513	7,335	7,406	-1,430	-1,634	-1,615	-1,612	-1,578	-1,680	-1,701	-30,830	-31,150	-31,723	-31,765	-32,309	-31,769	-31,904	6
101,089	103,195	103,200	103,748	103,245	105,072	105,653	17,470	17,469	17,430	17,495	17,412	18,072	18,281	15,833	16,593	16,963	17,048	17,680	17,277	17,504	7
27,296	27,372	27,900	27,837	27,739	27,701	27,759	5,086	5,103	5,211	5,190	5,157	5,147	5,144	4,553	4,561	4,641	4,627	4,608	4,597	4,603	8
16,157	16,702	17,149	17,255	17,502	17,789	18,021	3,224	3,357	3,449	3,490	3,574	3,651	3,721	2,919	3,051	3,073	3,093	3,105	3,138	3,164	9
621	800	1,088	1,034	1,035	1,077	1,096	104	127	171	165	175	179	185	97	168	164	157	127	120	111	10
15,536	15,902	16,062	16,221	16,468	16,712	16,925	3,120	3,230	3,277	3,325	3,399	3,472	3,536	2,822	2,883	2,910	2,936	2,977	3,018	3,053	11
80,094	80,636	80,185	80,534	79,716	81,511	81,678	16,591	16,875	16,749	16,765	16,591	17,223	17,381	39,081	39,802	40,553	40,495	41,493	40,271	40,495	12
8,683	8,905	9,003	9,211	9,295	9,519	9,563	1,926	2,006	2,036	2,074	2,097	2,171	2,201	7,240	7,637	7,825	7,977	8,174	8,356	8,463	13
11,879	12,552	12,443	12,543	12,695	12,861	13,178	1,606	1,493	1,519	1,533	1,554	1,668	1,723	2,903	2,951	3,005	3,041	3,090	3,124	3,174	14
54	25	12	16	19	65	54	127	15	14	14	15	112	122	0	0	0	0	0	0	0	15
11,825	12,227	12,431	12,527	12,676	12,795	13,124	1,479	1,478	1,505	1,519	1,539	1,556	1,601	2,903	2,951	3,005	3,041	3,090	3,124	3,174	16
189	164	152	158	162	213	206	167	57	57	57	59	156	168	0	0	0	0	0	0	0	17
100,467	101,629	101,478	102,130	101,544	103,677	104,213	19,955	20,316	20,248	20,315	20,184	20,906	21,137	49,224	50,390	51,382	51,513	52,757	51,752	52,132	18
87,402	88,458	88,029	88,586	87,794	89,882	90,431	17,211	17,505	17,214	17,399	17,013	17,906	18,079	29,788	29,951	30,532	30,860	31,633	29,850	29,964	19
36	38	38	39	39	41	40	(D)	(D)	(D)	(D)	(D)	(D)	(D)	(D)	(D)	(D)	(D)	(D)	(D)	(D)	20
115	111	113	114	116	114	120	(D)	(D)	(D)	(D)	(D)	(D)	(D)	(D)	(D)	(D)	(D)	(D)	(D)	(D)	21
1,047	995	1,072	1,073	1,080	1,025	1,080	210	203	203	285	213	200	207	(D)	(D)	(D)	(D)	(D)	(D)	(D)	22
5,217	5,303	5,201	5,112	4,969	4,900	4,974	1,189	1,228	1,198	1,187	1,145	1,154	1,200	659	686	711	757	804	822	833	23
14,388	14,287	14,212	14,110	13,791	13,788	13,762	2,054	2,324	2,286	2,328	2,315	2,272	2,324	258	232	221	221	210	196	198	24
10,144	10,242	10,277	10,156	10,000	9,934	9,879	930	939	1,015	1,003	951	948	954	117	113	101	97	94	88	88	25
4,244	4,045	3,934	3,954	3,791	3,854	3,883	1,124	1,386	1,271	1,325	1,364	1,325	1,370	141	119	120	125	116	108	109	26
4,614	5,196	5,035	4,988	4,595	5,348	5,354	785	820	813	839	844	966	877	318	304	305	316	338	346	349	27
6,369	6,485	6,413	6,585	6,480	6,532	6,530	1,272	1,302	1,319	1,337	1,335	1,357	1,358	512	525	522	521	527	523	529	28
1,805	1,838	1,869	1,865	1,832	1,864	1,885	434	433	433	437	428	427	421	(D)	(D)	(D)	(D)	(D)	(D)	(D)	29
3,473	3,474	3,400	3,496	3,467	3,474	3,487	574	569	580	562	556	563	567	(D)	(D)	(D)	(D)	(D)	(D)	(D)	30
14,642	14,600	14,763	14,943	14,982	15,466	15,930	2,091	2,320	2,225	2,251	2,089	3,141	3,243	1,975	2,047	2,113	1,933	1,970	2,073	2,129	31
1,580	1,633	1,668	1,667	1,709	1,674	1,737	274	282	276	281	285	287	289	623	642	646	635	650	676	711	32
9,895	9,773	9,767	9,725	9,628	9,695	9,664	2,495	2,446	2,338	2,333	2,451	2,279	2,317	10,728	10,841	11,009	11,115	11,422	9,788	9,806	33
3,358	3,298	2,877	3,018	3,113	3,561	3,357	1,969	1,672	1,541	1,511	1,265	1,106	1,120	379	266	303	477	321	227	225	34
3,353	3,512	3,393	3,430	3,325	3,413	3,438	643	640	638	625	617	626	638	1,367	1,411	1,427	1,449	1,419	1,389	1,428	35
2,027	2,099	2,144	2,185	2,237	2,305	2,314	177	182	182	209	204	208	212	1,530	1,582	1,561	1,597	1,640	1,750	1,511	36
9,892	10,063	10,260	10,452	10,680	10,841	10,927	1,814	1,833	1,908	1,923	1,972	2,029	2,044	2,536	2,572	2,670	2,737	2,754	2,783	2,819	37
904	899	925	914	873	914	874	197	205	214	217	222	220	204	346	330	336	324	354	330	316	38
2,368	2,446	2,461	2,473	2,500	2,502	2,516	524	538	541	548	553	542	526	(D)	(D)	(D)	(D)	(D)	(D)	(D)	39
2,320	2,409	2,420	2,397	2,376	2,426	2,443	480	481	490	497	490	499	502	3,155	3,165	3,212	3,251	3,297	3,268	3,306	40
13,065	13,171	13,449	13,545	13,750	13,796	13,783	2,744	2,811	3,034	2,916	3,171	3,000	3,058	19,436	20,439	20,851	20,653	21,124	21,902	22,168	41
1,410	1,452	1,457	1,480	1,532	1,556	1,564	351	368	374	387	391	406	405	16,171	16,921	17,070	17,241	17,398	18,202	18,485	42
564	624	631	640	624	680	683	285	314	323	331	330	361	368	1,264	1,406	1,420	1,448	1,445	1,550	1,576	43
11,091	11,095	11,362	11,425	11,594	11,560	11,536	2,108	2,130	2,337	2,198	2,450	2,234	2,285	2,002	2,112	2,361	1,964	2,281	2,150	2,107	44

Table 2. Personal Income by Major Source

[Millions of dollars.]

Line	Item	Florida						Georgia							
		2001		2002			2003		2001		2002			2003	
		IV	I	II	III	IV	I ^r	II ^p	IV	I	II	III	IV	I ^r	II ^p
Income by place of residence															
1	Personal income (lines 4–11).....	478,882	485,611	493,048	495,859	501,588	505,471	511,032	241,046	243,028	245,628	246,123	248,050	253,428	255,829
2	Nonfarm personal income.....	476,827	483,188	491,289	493,992	499,456	503,215	508,541	239,113	241,328	244,659	244,886	246,770	251,755	253,973
3	Farm income (line 17).....	2,055	2,423	1,759	1,867	2,132	2,256	2,492	1,933	1,700	969	1,237	1,280	1,673	1,856
Derivation of personal income															
4	Earnings by place of work (lines 12–16 or 17–44)	298,174	302,066	306,239	308,569	313,267	315,764	319,825	183,888	184,467	185,512	185,824	187,453	192,650	194,489
5	Less: Personal contributions for social insurance ²	18,717	19,215	19,489	19,633	19,878	20,136	20,356	10,581	10,804	10,884	10,876	10,946	11,311	11,387
6	Plus: Adjustment for residence ³	1,008	1,065	1,068	1,064	1,057	1,069	1,066	-499	-321	-319	-302	-309	-355	-365
7	Equals: Net earnings by place of residence.....	280,464	283,916	287,818	290,000	294,445	296,697	300,535	172,809	173,342	174,308	174,646	176,197	180,984	182,736
8	Plus: Dividends, interest, and rent ⁴	123,118	123,572	125,664	125,574	125,321	125,366	125,702	39,543	39,752	40,712	40,570	40,310	40,292	40,282
9	Plus: Transfer payments.....	75,300	78,123	79,566	80,285	81,822	83,408	84,796	28,695	29,934	30,608	30,908	31,543	32,152	32,810
10	State unemployment insurance benefits.....	1,368	1,859	2,287	1,990	1,954	1,978	2,010	783	1,064	1,321	1,204	1,193	1,161	1,263
11	Transfers excluding State unemployment insurance benefits.....	73,931	76,264	77,280	78,294	79,868	81,429	82,785	27,912	28,870	29,287	29,703	30,350	30,991	31,548
Earnings by place of work															
Components of earnings:															
12	Wage and salary disbursements.....	240,485	242,050	245,452	246,662	249,569	250,984	253,488	144,400	144,504	145,552	145,086	145,924	149,692	150,560
13	Other labor income.....	28,282	29,227	30,030	30,753	31,708	32,166	32,590	17,705	18,204	18,606	18,924	19,369	19,964	20,160
14	Proprietors' income ⁵	29,406	30,789	30,757	31,154	31,990	32,615	33,747	21,784	21,759	21,354	21,814	22,161	22,994	23,769
15	Farm proprietors' income.....	789	1,173	501	590	842	929	1,129	1,559	1,332	599	862	901	1,283	1,455
16	Nonfarm proprietors' income.....	28,618	29,616	30,257	30,563	31,148	31,685	32,619	20,225	20,428	20,755	20,952	21,259	21,710	22,314
Earnings by industry															
17	Farm earnings.....	2,055	2,423	1,759	1,867	2,132	2,256	2,492	1,933	1,700	969	1,237	1,280	1,673	1,856
18	Nonfarm earnings.....	296,119	299,644	304,481	306,703	311,135	313,508	317,333	181,955	182,768	184,543	184,587	186,173	190,977	192,633
19	Private earnings.....	247,602	249,897	253,889	255,686	258,584	259,891	263,182	152,339	152,114	153,411	153,113	154,161	158,182	159,466
20	Forestry, fishing, related activities, and other ⁶	1,194	1,223	1,230	1,273	1,257	1,261	1,290	580	553	558	581	557	585	586
21	Mining.....	436	390	407	396	407	385	403	456	460	440	441	442	475	493
22	Utilities.....	2,939	3,115	3,101	3,098	3,040	3,056	3,182	2,360	2,395	2,414	2,312	2,397	2,553	2,645
23	Construction.....	20,607	20,704	21,023	21,010	21,432	22,154	23,053	11,268	11,295	11,170	11,103	11,053	11,674	12,287
24	Manufacturing.....	19,292	19,246	19,512	19,374	19,261	19,151	19,068	21,135	20,938	20,972	20,690	20,680	21,192	20,765
25	Durable goods.....	13,236	13,515	13,640	13,493	13,385	13,275	13,234	9,762	9,808	9,860	9,618	9,614	10,145	9,992
26	Nondurable goods.....	6,055	5,731	5,872	5,880	5,875	5,876	5,834	11,373	11,130	11,112	11,072	11,066	11,047	10,772
27	Wholesale trade.....	16,484	16,594	16,856	16,826	16,815	16,804	17,066	12,595	12,381	12,665	12,570	12,484	12,739	12,559
28	Retail trade.....	25,126	25,069	25,389	25,753	25,873	26,023	26,070	12,257	12,416	12,492	12,526	12,528	12,847	12,807
29	Transportation and warehousing.....	9,421	9,284	9,498	9,609	9,530	9,645	9,653	8,741	8,560	8,638	8,593	8,669	9,163	8,953
30	Information.....	11,039	10,718	10,645	10,594	10,922	10,787	10,844	12,611	12,132	12,210	12,106	12,260	12,395	12,513
31	Finance and insurance.....	19,744	19,787	20,162	20,484	20,977	20,832	21,640	10,580	10,525	10,703	10,734	10,981	11,077	11,323
32	Real estate and rental and leasing.....	7,500	7,860	8,059	8,257	8,522	8,527	8,874	3,372	3,455	3,559	3,571	3,611	3,693	3,932
33	Professional and technical services.....	25,409	25,153	25,568	25,955	26,194	26,104	26,059	15,934	15,756	15,995	15,829	15,935	16,548	16,922
34	Management of companies and enterprises.....	4,225	4,381	4,682	4,607	4,830	4,469	4,596	5,281	5,204	5,042	5,018	5,004	4,541	4,630
35	Administrative and waste services.....	20,983	22,278	22,639	22,034	21,999	22,537	22,921	7,455	7,752	7,809	7,846	7,794	8,350	8,499
36	Educational services.....	2,891	2,887	2,957	3,082	3,164	3,123	3,159	2,016	2,041	2,079	2,167	2,278	2,430	2,314
37	Health care and social assistance.....	31,541	31,811	32,343	33,273	33,889	34,541	34,797	13,798	14,048	14,412	14,793	14,974	15,318	15,471
38	Arts, entertainment, and recreation.....	6,246	6,309	6,391	6,402	6,560	6,488	6,341	1,427	1,583	1,425	1,409	1,514	1,500	1,485
39	Accommodation and food services.....	13,016	13,481	13,715	13,858	14,034	14,162	14,280	5,646	5,749	5,876	5,860	5,984	6,055	6,073
40	Other services, except public administration.....	9,510	9,606	9,713	9,804	9,879	9,839	9,885	4,827	4,869	4,951	4,963	5,019	5,047	5,211
41	Government and government enterprises.....	48,517	49,747	50,591	51,017	52,551	53,618	54,151	29,616	30,654	31,132	31,474	32,011	32,795	33,167
42	Federal, civilian.....	7,973	8,331	8,390	8,494	8,875	9,256	9,317	6,189	6,503	6,600	6,639	6,815	6,983	7,031
43	Military.....	4,736	5,314	5,387	5,457	5,451	5,882	5,979	3,961	4,393	4,450	4,478	4,446	4,843	5,020
44	State and local.....	35,809	36,102	36,815	37,065	38,225	38,480	38,855	19,466	19,757	20,081	20,357	20,750	20,969	21,116

See the footnotes at the end of the table.

and Earnings by Industry, 2001:IV-2003:II¹—Continued
seasonally adjusted at annual rates)

Hawaii							Idaho							Illinois							Line
2001		2002			2003		2001		2002			2003		2001		2002			2003		
IV	I	II	III	IV	I ^r	II ^p	IV	I	II	III	IV	I ^r	II ^p	IV	I	II	III	IV	I ^r	II ^p	
35,766	36,757	37,244	37,570	38,016	38,720	39,111	32,507	33,294	33,221	33,695	34,129	34,545	34,922	412,582	415,157	420,863	420,922	422,491	423,805	425,211	1
35,576	36,557	37,045	37,367	37,811	38,494	38,877	31,539	31,969	32,456	32,774	33,089	33,379	33,727	411,579	413,859	420,450	420,434	421,617	422,745	424,047	2
190	199	200	203	205	227	234	968	1,325	765	920	1,040	1,166	1,195	1,003	1,298	413	488	874	1,060	1,163	3
25,712	26,605	26,948	27,318	27,795	28,471	28,801	22,779	23,304	23,022	23,454	23,805	24,143	24,349	298,745	299,445	302,435	302,286	303,265	304,115	304,274	4
1,444	1,519	1,534	1,555	1,580	1,627	1,645	1,324	1,354	1,367	1,385	1,395	1,417	1,424	17,219	17,505	17,697	17,666	17,647	17,785	17,741	5
0	0	0	0	0	0	0	418	469	476	478	479	479	488	-1,205	-910	-955	-890	-840	-804	-740	6
24,268	25,086	25,414	25,763	26,215	26,844	27,157	21,873	22,418	22,132	22,547	22,889	23,205	23,414	280,320	281,030	283,783	283,729	284,778	285,526	285,793	7
6,979	7,003	7,120	7,100	7,064	7,059	7,054	6,106	6,127	6,227	6,224	6,215	6,218	6,238	83,714	84,014	85,462	85,425	85,293	85,321	85,608	8
4,518	4,667	4,710	4,707	4,737	4,817	4,900	4,528	4,749	4,863	4,923	5,024	5,122	5,271	48,548	50,113	51,617	51,767	52,420	52,958	53,810	9
225	269	266	218	177	186	208	199	251	291	278	265	250	300	2,418	2,913	3,951	3,635	3,565	3,387	3,616	10
4,293	4,398	4,444	4,490	4,560	4,631	4,692	4,329	4,498	4,572	4,645	4,759	4,872	4,970	46,130	47,200	47,666	48,132	48,855	49,571	50,194	11
19,880	20,490	20,696	20,926	21,251	21,721	21,938	16,807	16,867	17,020	17,197	17,313	17,457	17,528	239,026	238,009	240,564	239,556	239,141	239,274	238,454	12
3,045	3,253	3,324	3,420	3,524	3,674	3,718	2,008	2,077	2,119	2,180	2,220	2,247	2,268	27,051	27,504	28,190	28,540	28,971	29,194	29,242	13
2,788	2,861	2,928	2,973	3,020	3,076	3,145	3,964	4,359	3,883	4,076	4,272	4,439	4,553	32,668	33,932	33,662	34,190	35,154	35,648	36,577	14
-1	2	1	1	2	17	19	588	928	366	516	632	746	763	574	867	-22	47	429	603	693	15
2,789	2,859	2,927	2,971	3,018	3,059	3,126	3,376	3,431	3,517	3,561	3,640	3,693	3,790	32,095	33,065	33,703	34,143	34,725	35,045	35,884	16
190	199	200	203	205	227	234	968	1,325	765	920	1,040	1,166	1,195	1,003	1,298	413	488	874	1,060	1,163	17
25,522	26,405	26,748	27,115	27,590	28,245	28,567	21,812	21,979	22,257	22,534	22,764	22,977	23,154	297,743	298,147	302,023	301,798	302,391	303,055	303,110	18
17,736	18,197	18,415	18,759	19,084	19,260	19,580	17,654	17,685	17,960	18,158	18,405	18,537	18,692	256,776	256,424	259,602	259,783	259,753	259,742	259,611	19
47	48	48	50	51	52	52	278	290	296	310	316	319	319	246	251	251	260	263	260	266	20
51	49	50	51	51	55	58	148	140	144	145	144	154	154	1,574	1,515	1,518	1,536	1,563	1,547	1,641	21
204	203	211	212	211	219	227	222	355	235	245	232	225	232	2,735	2,824	2,866	2,729	2,635	2,564	2,683	22
1,589	1,636	1,736	1,812	1,832	1,839	1,901	2,061	1,983	2,064	2,084	2,154	2,155	2,206	18,854	18,874	18,792	19,284	19,456	19,083	18,821	23
633	615	622	616	615	599	618	2,955	2,953	3,120	3,061	3,077	3,043	3,015	40,499	40,276	40,495	40,481	39,701	39,773	39,643	24
(D)	(D)	(D)	(D)	(D)	(D)	(D)	2,002	2,064	2,240	2,175	2,189	2,146	2,106	25,143	24,951	25,064	25,013	24,688	24,490	24,375	25
(D)	(D)	(D)	(D)	(D)	(D)	(D)	953	890	880	886	888	896	909	15,357	15,325	15,430	15,468	15,013	15,283	15,268	26
724	746	743	764	757	788	807	1,048	1,014	1,035	1,077	1,066	1,038	1,040	19,250	19,056	19,190	19,348	19,078	19,278	19,262	27
1,875	1,883	1,921	1,947	2,009	2,031	2,046	1,913	1,928	1,954	1,969	1,976	2,035	2,039	17,528	17,753	17,626	17,783	17,898	17,627	17,671	28
1,081	1,060	1,078	1,107	1,117	1,140	1,161	666	658	663	666	670	677	683	11,868	11,518	11,803	11,958	11,898	11,840	11,737	29
866	873	857	859	884	874	896	400	384	381	373	392	402	409	10,700	10,427	10,600	10,513	10,543	10,375	10,307	30
943	1,123	946	980	1,003	979	1,017	852	856	880	899	925	943	988	26,981	26,592	27,232	27,014	27,107	26,846	27,565	31
629	637	662	665	691	709	743	324	329	340	346	355	350	372	5,204	5,208	5,864	5,434	5,455	5,345	5,395	32
1,667	1,692	1,707	1,749	1,775	1,802	1,837	1,761	1,768	1,739	1,766	1,773	1,862	1,905	33,635	33,403	33,668	33,311	33,633	33,534	33,509	33
414	444	458	437	477	441	450	571	542	543	539	563	469	477	7,342	7,260	7,657	7,451	7,306	7,412	7,454	34
1,024	1,060	1,106	1,140	1,168	1,181	1,194	715	752	764	791	794	858	838	11,639	11,891	12,045	11,902	11,757	12,134	11,801	35
382	382	388	393	406	423	424	156	163	159	164	179	184	179	4,028	4,043	4,164	4,205	4,303	4,422	4,345	36
2,302	2,297	2,362	2,372	2,397	2,468	2,485	1,994	2,019	2,049	2,123	2,134	2,183	2,208	25,045	25,288	25,794	26,309	26,738	27,133	27,236	37
310	317	323	328	339	329	325	273	220	251	243	284	252	238	2,949	3,324	3,041	3,088	3,097	3,224	3,015	38
2,213	2,347	2,401	2,480	2,494	2,511	2,515	719	734	739	750	757	775	775	8,057	8,124	8,179	8,295	8,407	8,407	8,382	39
780	785	795	799	808	818	825	598	598	605	607	613	614	616	8,645	8,794	8,817	8,884	8,915	8,938	8,880	40
7,786	8,208	8,333	8,356	8,506	8,985	8,988	4,158	4,294	4,296	4,376	4,360	4,439	4,462	40,967	41,723	42,421	42,015	42,638	43,313	43,499	41
1,922	2,018	2,047	2,092	2,174	2,246	2,265	808	834	851	871	876	877	890	6,156	6,356	6,341	6,367	6,550	6,734	6,800	42
2,584	2,854	2,882	2,918	2,903	3,164	3,194	310	348	353	349	337	361	371	2,070	2,208	2,175	2,062	1,960	2,140	2,132	43
3,279	3,336	3,405	3,347	3,429	3,575	3,529	3,039	3,111	3,092	3,156	3,146	3,201	3,201	32,741	33,159	33,904	33,585	34,128	34,439	34,568	44

Table 2. Personal Income by Major Source

[Millions of dollars.]

Line	Item	Indiana						Iowa							
		2001		2002			2003		2001		2002			2003	
		IV	I	II	III	IV	I ^r	II ^p	IV	I	II	III	IV	I ^r	II ^p
Income by place of residence															
1	Personal income (lines 4–11).....	168,955	171,072	173,169	174,777	176,538	177,028	178,136	80,093	81,814	82,375	82,803	83,577	84,767	85,778
2	Nonfarm personal income.....	168,312	170,452	173,250	174,722	176,284	176,704	177,761	78,794	79,405	80,471	80,679	81,237	82,201	82,783
3	Farm income (line 17).....	643	620	-80	55	254	325	376	1,299	2,409	1,904	2,124	2,340	2,566	2,995
Derivation of personal income															
4	Earnings by place of work (lines 12–16 or 17–44)	117,587	118,186	119,196	120,663	121,914	121,901	122,229	55,132	56,721	56,789	57,090	57,715	58,786	59,495
5	Less: Personal contributions for social insurance ²	7,366	7,511	7,610	7,697	7,749	7,778	7,781	3,557	3,651	3,679	3,685	3,703	3,785	3,801
6	Plus: Adjustment for residence ³	3,339	3,984	4,028	4,014	4,019	4,066	4,057	544	382	386	409	402	408	408
7	Equals: Net earnings by place of residence.....	113,560	114,660	115,614	116,980	118,184	118,188	118,504	52,118	53,452	53,496	53,814	54,415	55,408	56,102
8	Plus: Dividends, interest, and rent ⁴	31,170	31,292	31,792	31,815	31,810	31,850	31,990	16,522	16,568	16,806	16,814	16,814	16,821	16,894
9	Plus: Transfer payments.....	24,225	25,121	25,763	25,981	26,545	26,990	27,642	11,452	11,793	12,074	12,175	12,348	12,538	12,782
10	State unemployment insurance benefits.....	741	835	1,128	997	1,019	928	1,114	371	408	555	524	492	477	545
11	Transfers excluding State unemployment insurance benefits.....	23,484	24,286	24,635	24,984	25,525	26,062	26,528	11,081	11,386	11,518	11,651	11,856	12,060	12,238
Earnings by place of work															
Components of earnings:															
12	Wage and salary disbursements.....	94,978	94,952	96,189	97,051	97,642	97,302	97,251	43,400	43,644	43,974	43,935	44,113	44,775	44,914
13	Other labor income.....	11,870	12,095	12,449	12,800	13,092	13,123	13,193	5,093	5,230	5,339	5,428	5,547	5,654	5,696
14	Proprietors' income ⁵	10,740	11,139	10,557	10,812	11,180	11,476	11,784	6,638	7,847	7,477	7,728	8,054	8,357	8,885
15	Farm proprietors' income.....	344	319	-384	-252	-57	5	47	908	2,017	1,510	1,724	1,936	2,150	2,568
16	Nonfarm proprietors' income.....	10,396	10,820	10,941	11,065	11,237	11,471	11,737	5,730	5,830	5,966	6,003	6,118	6,207	6,318
Earnings by industry															
17	Farm earnings.....	643	620	-80	55	254	325	376	1,299	2,409	1,904	2,124	2,340	2,566	2,995
18	Nonfarm earnings.....	116,944	117,566	119,276	120,608	121,660	121,576	121,853	53,833	54,312	54,884	54,966	55,374	56,220	56,500
19	Private earnings.....	100,306	100,743	102,148	103,188	104,049	103,963	104,008	44,510	44,893	45,420	45,585	45,851	46,493	46,682
20	Forestry, fishing, related activities, and other ⁶	115	119	119	122	122	125	126	145	150	150	155	154	158	158
21	Mining.....	598	589	596	586	593	598	618	132	131	129	128	130	127	138
22	Utilities.....	1,526	1,511	1,555	1,536	1,538	1,557	1,633	640	654	665	697	689	673	681
23	Construction.....	8,125	8,401	8,115	8,158	8,165	8,447	8,502	3,587	3,615	3,732	3,643	3,722	3,723	3,737
24	Manufacturing.....	29,727	29,552	30,479	30,766	30,797	30,411	30,372	10,084	9,942	10,102	10,017	9,979	9,971	9,875
25	Durable goods.....	21,959	22,070	22,734	22,964	23,028	23,233	23,204	6,260	6,271	6,367	6,301	6,260	6,221	6,119
26	Nondurable goods.....	7,768	7,482	7,744	7,802	7,769	7,178	7,168	3,824	3,671	3,735	3,716	3,720	3,749	3,756
27	Wholesale trade.....	5,948	5,941	6,031	6,106	6,118	6,011	6,015	3,009	3,188	3,126	3,136	3,112	3,196	3,178
28	Retail trade.....	8,152	8,270	8,275	8,344	8,383	8,446	8,452	4,368	4,429	4,434	4,468	4,438	4,557	4,583
29	Transportation and warehousing.....	4,543	4,497	4,606	4,655	4,718	4,680	4,608	2,004	1,994	2,025	2,061	2,086	2,100	2,096
30	Information.....	2,223	2,189	2,199	2,198	2,215	2,226	2,233	1,554	1,492	1,498	1,456	1,451	1,521	1,545
31	Finance and insurance.....	5,650	5,428	5,454	5,661	5,722	5,656	5,785	4,128	4,253	4,252	4,327	4,355	4,594	4,675
32	Real estate and rental and leasing.....	1,527	1,562	1,593	1,610	1,645	1,672	1,687	590	616	626	640	649	658	684
33	Professional and technical services.....	5,518	5,520	5,565	5,587	5,631	5,733	5,806	2,343	2,348	2,374	2,391	2,418	2,468	2,483
34	Management of companies and enterprises.....	1,736	1,840	1,901	1,806	2,004	1,874	1,882	362	396	423	447	481	494	507
35	Administrative and waste services.....	3,535	3,682	3,729	3,778	3,781	3,707	3,644	1,517	1,560	1,564	1,571	1,571	1,554	1,575
36	Educational services.....	1,223	1,245	1,269	1,288	1,343	1,321	1,251	649	655	671	680	702	754	757
37	Health care and social assistance.....	11,694	11,859	12,071	12,313	12,547	12,769	12,772	5,447	5,462	5,618	5,716	5,823	5,854	5,950
38	Arts, entertainment, and recreation.....	1,835	1,836	1,872	1,904	1,921	1,917	1,848	739	749	764	761	763	768	752
39	Accommodation and food services.....	3,219	3,280	3,282	3,313	3,318	3,331	3,317	1,569	1,602	1,605	1,612	1,638	1,650	1,632
40	Other services, except public administration.....	3,412	3,424	3,436	3,453	3,488	3,482	3,458	1,644	1,659	1,660	1,679	1,690	1,674	1,677
41	Government and government enterprises.....	16,638	16,823	17,128	17,420	17,611	17,614	17,845	9,323	9,419	9,465	9,381	9,523	9,727	9,818
42	Federal, civilian.....	2,423	2,505	2,550	2,541	2,590	2,719	2,704	1,138	1,190	1,199	1,217	1,244	1,292	1,302
43	Military.....	422	438	446	450	434	490	506	261	269	275	276	260	267	272
44	State and local.....	13,793	13,879	14,132	14,429	14,587	14,405	14,635	7,924	7,959	7,990	7,888	8,019	8,168	8,243

See the footnotes at the end of the table.

and Earnings by Industry, 2001:IV-2003:II¹—Continued

seasonally adjusted at annual rates)

Kansas							Kentucky							Louisiana							Line
2001		2002			2003		2001		2002			2003		2001		2002			2003		
IV	I	II	III	IV	I ^r	II ^p	IV	I	II	III	IV	I ^r	II ^p	IV	I	II	III	IV	I ^r	II ^p	
77,138	77,875	77,967	78,418	79,028	80,167	80,589	101,649	103,365	104,583	105,556	106,548	107,340	107,929	110,991	112,155	113,505	113,982	115,257	116,001	116,821	1
76,558	77,104	77,823	78,026	78,613	79,340	79,679	100,671	102,325	103,910	104,680	105,659	106,659	107,154	110,653	111,675	113,030	113,511	114,770	115,493	116,271	2
580	771	144	392	415	827	911	978	1,041	673	875	889	681	775	338	481	475	471	486	508	549	3
54,001	54,580	54,246	54,424	54,837	55,865	55,897	70,703	71,379	71,865	72,724	73,538	74,029	74,201	75,478	76,071	76,794	77,087	78,087	78,502	78,928	4
3,378	3,467	3,477	3,468	3,487	3,546	3,534	4,334	4,433	4,481	4,520	4,562	4,632	4,631	4,123	4,223	4,252	4,265	4,313	4,356	4,366	5
783	555	552	606	612	593	659	-1,038	-642	-651	-657	-697	-717	-704	-127	-192	-193	-192	-202	-200	-198	6
51,406	51,668	51,321	51,562	51,963	52,912	53,023	65,331	66,304	66,733	67,547	68,280	68,680	68,865	71,228	71,657	72,349	72,629	73,572	73,945	74,364	7
15,421	15,470	15,709	15,716	15,712	15,722	15,790	18,067	18,127	18,442	18,422	18,379	18,375	18,423	18,471	18,757	18,736	18,697	18,687	18,734	18,734	8
10,312	10,737	10,937	11,140	11,353	11,533	11,777	18,250	18,935	19,408	19,587	19,890	20,285	20,640	21,340	22,028	22,399	22,617	22,987	23,368	23,723	9
293	413	481	551	558	534	601	521	622	841	767	676	681	698	273	381	498	464	442	434	451	10
10,019	10,324	10,456	10,589	10,795	10,999	11,176	17,730	18,313	18,567	18,820	19,214	19,604	19,943	21,067	21,648	21,901	22,153	22,545	22,934	23,272	11
42,766	42,997	43,106	42,894	43,096	43,518	43,328	55,958	56,104	56,695	57,052	57,536	58,000	57,939	58,722	58,862	59,259	59,294	59,914	60,084	60,160	12
5,294	5,459	5,543	5,632	5,746	5,853	5,860	7,576	7,785	7,955	8,172	8,377	8,515	8,555	7,829	8,030	8,228	8,404	8,633	8,737	8,805	13
5,941	6,124	5,596	5,897	5,995	6,494	6,710	7,169	7,489	7,215	7,500	7,625	7,514	7,707	8,927	9,179	9,308	9,388	9,540	9,681	9,963	14
167	355	-274	-32	-13	386	458	737	802	433	632	643	428	516	130	271	264	257	270	286	321	15
5,774	5,770	5,870	5,929	6,008	6,108	6,252	6,432	6,687	6,782	6,867	6,981	7,086	7,191	8,798	8,908	9,044	9,131	9,270	9,396	9,642	16
580	771	144	392	415	827	911	978	1,041	673	875	889	681	775	338	481	475	471	486	508	549	17
53,420	53,809	54,101	54,032	54,422	55,039	54,987	69,725	70,338	71,192	71,849	72,649	73,348	73,425	75,140	75,591	76,320	76,616	77,600	77,994	78,379	18
43,741	43,844	44,059	43,931	44,257	44,701	44,644	56,379	56,516	57,384	57,770	58,363	58,769	58,746	60,201	60,451	60,769	60,886	61,661	61,817	62,052	19
122	126	126	130	128	131	132	255	256	254	271	272	263	272	376	376	385	392	388	397	401	20
575	539	540	536	543	559	592	1,283	1,253	1,217	1,183	1,185	1,194	1,241	3,561	3,420	3,349	3,348	3,351	3,371	3,411	21
608	626	596	533	512	480	504	470	486	462	446	454	453	472	795	782	818	809	836	804	836	22
3,310	3,314	3,313	3,299	3,271	3,333	3,392	4,321	4,249	4,189	4,244	4,297	4,304	4,166	5,590	5,550	5,493	5,423	5,449	5,469	5,660	23
9,010	8,783	8,783	8,653	8,704	8,552	8,529	12,808	12,710	13,213	13,129	13,216	13,211	13,126	8,321	8,255	8,257	8,204	8,352	8,252	8,247	24
5,832	5,806	5,787	5,666	5,769	5,613	5,546	8,460	8,445	8,882	8,761	8,835	8,781	8,719	3,632	3,655	3,664	3,614	3,735	3,683	3,663	25
3,178	2,977	2,996	2,987	2,935	2,939	2,983	4,348	4,264	4,331	4,367	4,381	4,430	4,407	4,689	4,600	4,593	4,590	4,618	4,569	4,583	26
3,011	3,050	3,104	3,099	3,082	3,026	3,026	3,410	3,493	3,509	3,527	3,526	3,603	3,629	3,392	3,422	3,442	3,475	3,457	3,421	3,438	27
2,821	3,825	3,850	3,876	3,857	3,852	3,841	5,112	5,156	5,171	5,236	5,291	5,336	5,325	5,297	5,336	5,394	5,419	5,455	5,524	5,558	28
3,012	2,014	2,049	2,047	2,054	2,065	2,091	3,995	3,865	3,823	3,970	3,955	4,050	4,030	3,594	3,592	3,594	3,600	3,612	3,660	3,623	29
3,101	3,229	3,000	3,066	3,107	3,520	3,267	1,594	1,501	1,520	1,537	1,598	1,525	1,523	1,878	1,838	1,855	1,847	1,927	1,877	1,887	30
2,905	2,915	3,019	2,978	3,084	3,157	3,254	3,118	3,135	3,170	3,244	3,346	3,253	3,315	3,096	3,087	3,162	3,147	3,282	3,230	3,301	31
642	655	664	668	688	690	720	742	758	768	788	795	795	807	1,403	1,399	1,399	1,418	1,432	1,447	1,482	32
3,160	3,130	3,161	3,172	3,209	3,231	3,224	3,653	3,648	3,684	3,688	3,708	3,768	3,833	4,823	4,825	4,861	4,862	4,850	4,998	5,000	33
684	653	686	653	673	680	701	972	989	1,160	996	1,023	1,068	1,089	1,236	1,245	1,268	1,268	1,333	1,154	1,161	34
1,750	1,866	1,886	1,829	1,829	1,839	1,818	1,887	1,990	1,996	2,042	2,075	2,047	2,040	2,306	2,541	2,485	2,415	2,385	2,475	2,413	35
383	390	394	397	397	414	408	537	549	541	555	576	586	577	936	960	975	1,007	1,041	1,017	996	36
4,980	5,023	5,140	5,240	5,332	5,348	5,327	7,465	7,644	7,775	7,991	8,066	8,313	8,388	7,281	7,419	7,567	7,738	7,833	8,042	8,028	37
278	283	286	287	291	287	273	463	481	488	492	499	504	443	1,349	1,379	1,394	1,426	1,485	1,495	1,448	38
1,805	1,823	1,831	1,836	1,857	1,896	1,890	2,374	2,419	2,480	2,454	2,482	2,488	2,458	2,652	2,726	2,751	2,774	2,780	2,837	2,833	39
1,584	1,602	1,629	1,629	1,637	1,642	1,656	1,920	1,934	1,963	1,980	2,001	2,008	2,012	2,316	2,301	2,319	2,313	2,412	2,347	2,329	40
9,679	9,965	10,042	10,101	10,165	10,338	10,343	13,346	13,823	13,808	14,078	14,286	14,580	14,679	14,939	15,140	15,551	15,730	15,940	16,177	16,326	41
1,599	1,666	1,679	1,684	1,676	1,743	1,778	2,148	2,178	2,176	2,281	2,372	2,345	2,319	2,231	2,291	2,295	2,328	2,407	2,499	2,508	42
1,128	1,228	1,231	1,278	1,277	1,387	1,405	1,987	2,154	2,162	2,171	2,154	2,376	2,463	1,372	1,508	1,535	1,553	1,545	1,700	1,766	43
6,952	7,071	7,132	7,139	7,212	7,208	7,160	9,211	9,490	9,469	9,626	9,760	9,859	9,897	11,335	11,341	11,721	11,848	11,988	11,978	12,052	44

Table 2. Personal Income by Major Source

[Millions of dollars.]

Line	Item	Maine						Maryland							
		2001		2002			2003		2001		2002			2003	
		IV	I	II	III	IV	I ^r	II ^p	IV	I	II	III	IV	I ^r	II ^p
Income by place of residence															
1	Personal income (lines 4–11).....	34,753	35,481	35,858	36,141	36,483	37,040	37,358	191,170	194,304	196,862	198,005	199,454	200,370	201,941
2	Nonfarm personal income.....	34,639	35,384	35,762	36,042	36,383	36,923	37,235	190,748	193,812	196,569	197,640	199,062	200,042	201,588
3	Farm income (line 17).....	114	98	96	98	100	117	123	422	491	292	365	391	328	354
Derivation of personal income															
4	Earnings by place of work (lines 12–16 or 17–44)	23,129	23,531	23,669	23,905	24,135	24,602	24,787	123,128	125,549	126,529	127,599	128,753	129,407	130,540
5	Less: Personal contributions for social insurance ²	1,435	1,486	1,492	1,507	1,517	1,555	1,564	7,485	7,752	7,807	7,865	7,920	8,009	8,069
6	Plus: Adjustment for residence ³	338	475	487	483	483	484	482	20,457	20,589	20,938	20,981	21,217	21,174	21,291
7	Equals: Net earnings by place of residence.....	22,033	22,520	22,664	22,881	23,101	23,532	23,705	136,100	138,386	139,660	140,715	142,050	142,572	143,762
8	Plus: Dividends, interest, and rent ⁴	6,706	6,729	6,845	6,842	6,834	6,835	6,860	35,282	35,444	36,227	36,086	35,844	35,812	35,773
9	Plus: Transfer payments.....	6,014	6,233	6,349	6,417	6,549	6,674	6,792	19,787	20,474	20,975	21,204	21,560	21,986	22,407
10	State unemployment insurance benefits.....	128	159	193	179	185	184	193	582	652	884	844	784	797	859
11	Transfers excluding State unemployment insurance benefits.....	5,886	6,074	6,156	6,238	6,364	6,490	6,599	19,205	19,822	20,091	20,359	20,776	21,189	21,548
Earnings by place of work															
Components of earnings:															
12	Wage and salary disbursements.....	18,074	18,351	18,420	18,560	18,673	18,996	19,087	99,379	100,931	101,623	102,124	102,772	103,178	103,850
13	Other labor income.....	2,437	2,543	2,586	2,647	2,717	2,775	2,817	13,048	13,630	13,911	14,296	14,607	14,730	14,891
14	Proprietors' income ⁵	2,618	2,638	2,662	2,698	2,745	2,831	2,882	10,700	10,988	10,996	11,178	11,373	11,499	11,800
15	Farm proprietors' income.....	23	4	2	3	3	18	20	280	345	145	216	241	173	194
16	Nonfarm proprietors' income.....	2,595	2,633	2,660	2,695	2,742	2,813	2,862	10,421	10,643	10,850	10,963	11,133	11,327	11,605
Earnings by industry															
17	Farm earnings.....	114	98	96	98	100	117	123	422	491	292	365	391	328	354
18	Nonfarm earnings.....	23,015	23,433	23,573	23,807	24,035	24,485	24,664	122,707	125,058	126,237	127,234	128,361	129,080	130,186
19	Private earnings.....	18,726	18,962	19,065	19,301	19,411	19,808	19,891	94,392	95,645	96,431	96,768	97,488	98,638	99,432
20	Forestry, fishing, related activities, and other ⁶	281	289	287	290	301	305	304	80	83	84	87	86	89	89
21	Mining.....	25	24	25	25	26	25	27	121	111	107	102	108	108	113
22	Utilities.....	196	199	205	207	214	198	207	2,010	1,984	1,992	2,004	1,981	2,026	2,161
23	Construction.....	1,566	1,575	1,542	1,556	1,584	1,684	1,695	9,177	9,312	9,424	9,403	9,385	9,636	9,768
24	Manufacturing.....	3,166	3,081	3,086	3,092	3,072	3,138	3,107	8,958	8,941	8,820	8,748	8,756	8,653	8,682
25	Durable goods.....	1,619	1,619	1,606	1,616	1,604	1,586	1,573	5,323	5,391	5,265	5,254	5,276	5,155	5,207
26	Nondurable goods.....	1,548	1,462	1,480	1,475	1,469	1,552	1,534	3,636	3,549	3,555	3,495	3,480	3,498	3,474
27	Wholesale trade.....	922	950	959	962	970	1,005	999	5,531	5,628	5,665	5,656	5,691	5,682	5,697
28	Retail trade.....	2,120	2,166	2,175	2,206	2,232	2,259	2,273	8,390	8,467	8,540	8,632	8,643	8,675	8,732
29	Transportation and warehousing.....	584	582	590	596	596	604	609	3,111	3,114	3,121	3,120	3,099	3,056	3,031
30	Information.....	538	550	535	544	529	556	552	4,105	4,083	3,984	3,851	3,820	3,932	3,922
31	Finance and insurance.....	1,406	1,416	1,425	1,441	1,417	1,484	1,530	7,589	7,537	7,912	7,948	8,255	8,141	8,332
32	Real estate and rental and leasing.....	227	241	244	255	263	266	273	2,234	2,303	2,341	2,387	2,453	2,521	2,593
33	Professional and technical services.....	1,461	1,492	1,493	1,545	1,535	1,526	1,529	15,559	15,600	15,765	15,667	15,837	16,084	16,129
34	Management of companies and enterprises.....	354	369	385	368	372	360	353	592	583	577	579	578	634	596
35	Administrative and waste services.....	684	701	709	707	703	695	698	4,654	4,918	4,877	4,844	4,857	4,847	4,887
36	Educational services.....	326	338	344	354	359	373	370	1,953	1,989	2,046	2,081	2,164	2,199	2,129
37	Health care and social assistance.....	3,165	3,238	3,296	3,372	3,431	3,492	3,535	11,445	11,878	12,051	12,399	12,541	12,880	13,036
38	Arts, entertainment, and recreation.....	196	200	199	201	209	211	209	1,114	1,233	1,160	1,188	1,119	1,256	1,251
39	Accommodation and food services.....	876	909	916	928	939	948	944	4,017	4,112	4,159	4,224	4,242	4,300	4,346
40	Other services, except public administration.....	633	642	648	651	661	679	677	3,750	3,769	3,805	3,848	3,873	3,919	3,939
41	Government and government enterprises.....	4,289	4,472	4,508	4,506	4,624	4,677	4,773	28,315	29,413	29,806	30,466	30,873	30,441	30,755
42	Federal, civilian.....	914	955	954	966	977	1,012	1,045	11,890	12,449	12,580	12,845	12,955	13,294	13,432
43	Military.....	321	352	351	359	360	395	429	2,222	2,451	2,452	2,499	2,484	2,651	2,687
44	State and local.....	3,054	3,165	3,203	3,181	3,287	3,269	3,300	14,203	14,512	14,774	15,123	15,434	14,496	14,635

See the footnotes at the end of the table.

and Earnings by Industry, 2001:IV-2003:II¹—Continued

seasonally adjusted at annual rates)

Massachusetts							Michigan						Minnesota						Line		
2001		2002			2003		2001		2002			2003		2001		2002				2003	
IV	I	II	III	IV	I ^r	II ^p	IV	I	II	III	IV	I ^r	II ^p	IV	I	II	III	IV		I ^r	II ^p
247,332	247,765	252,257	251,714	252,127	252,613	253,436	296,806	295,932	304,930	306,682	307,437	307,471	309,740	165,325	167,189	169,755	171,656	171,969	172,584	174,027	1
247,228	247,654	252,173	251,613	252,022	252,509	253,321	296,397	295,263	304,629	306,294	306,963	307,114	309,357	164,637	165,913	168,591	170,487	170,732	171,639	173,064	2
104	111	84	100	106	104	116	408	669	301	388	474	357	382	688	1,276	1,164	1,169	1,237	945	963	3
185,234	184,487	187,004	186,074	186,492	186,601	186,855	211,194	208,621	215,684	216,934	217,004	216,350	217,206	121,008	122,229	123,503	125,351	125,388	125,796	126,640	4
10,557	10,662	10,791	10,723	10,714	10,779	10,774	13,003	12,998	13,467	13,539	13,508	13,547	13,578	7,770	7,946	8,023	8,148	8,124	8,221	8,265	5
-4,649	-4,801	-4,891	-4,793	-4,788	-4,680	-4,694	935	1,158	1,133	1,144	1,157	1,168	1,171	-1,126	-1,134	-1,146	-1,170	-1,151	-1,142	-1,147	6
170,027	169,025	171,323	170,559	170,989	171,143	171,386	199,126	196,780	203,350	204,538	204,653	203,971	204,800	112,113	113,150	114,334	116,033	116,113	116,433	117,229	7
45,390	45,576	46,590	46,472	46,263	46,225	46,300	53,636	53,759	54,545	54,593	54,639	54,640	54,923	33,810	34,004	34,703	34,700	34,629	34,692	34,806	8
31,914	33,164	34,344	34,683	34,875	35,246	35,750	44,044	45,393	47,035	47,551	48,145	48,860	50,017	19,403	20,036	20,717	20,923	21,227	21,459	21,992	9
1,931	2,375	3,204	3,192	2,840	2,671	2,706	2,002	2,042	3,114	3,061	2,772	2,611	3,006	834	890	1,319	1,273	1,188	1,033	1,230	10
29,983	30,789	31,140	31,491	32,035	32,575	33,044	42,042	43,351	43,921	44,490	45,374	46,250	47,011	18,568	19,146	19,398	19,649	20,039	20,426	20,762	11
151,190	149,500	151,282	149,959	149,742	149,552	149,356	172,170	168,866	174,925	175,423	174,901	174,145	174,379	99,692	99,909	100,858	102,183	101,810	102,280	102,736	12
16,040	16,240	16,659	16,849	17,080	17,217	17,271	21,029	20,948	22,055	22,557	22,855	22,861	23,009	10,521	10,762	11,020	11,383	11,531	11,640	11,726	13
18,004	18,747	19,064	19,267	19,669	19,833	20,227	17,995	18,806	18,705	18,954	19,248	19,344	19,817	10,795	11,559	11,625	11,785	12,046	11,876	12,178	14
-10	-6	-33	-19	-15	-19	-11	-156	74	-298	-220	-140	-274	-266	180	739	624	622	684	376	379	15
18,013	18,753	19,097	19,286	19,684	19,852	20,239	18,151	18,732	19,003	19,174	19,387	19,618	20,083	10,615	10,819	11,001	11,164	11,363	11,500	11,799	16
104	111	84	100	106	104	116	408	669	301	388	474	357	382	688	1,276	1,164	1,169	1,237	945	963	17
185,130	184,376	186,920	185,974	186,386	186,497	186,739	210,786	207,951	215,383	216,546	216,530	215,993	216,824	120,321	120,953	122,339	124,182	124,151	124,850	125,677	18
163,016	161,859	164,072	162,940	163,466	162,934	163,135	181,335	178,050	185,221	185,633	185,719	185,105	185,776	103,816	104,134	105,170	106,620	106,418	107,234	108,045	19
234	254	254	273	278	281	279	254	261	270	274	274	276	278	233	246	245	253	256	259	260	20
274	270	272	274	277	286	301	674	590	640	646	649	643	689	390	371	382	402	403	412	413	21
1,213	1,120	1,188	1,205	1,173	1,169	1,212	2,935	2,986	2,943	2,947	2,969	3,288	3,172	1,272	1,288	1,321	1,287	1,315	1,203	1,249	22
11,107	11,583	11,423	11,452	11,701	11,505	11,126	13,311	13,474	13,260	13,165	12,840	12,680	12,654	7,948	8,024	7,934	8,137	8,250	8,156	8,426	23
23,232	22,626	22,643	21,717	21,740	21,883	21,746	47,146	45,100	48,809	48,439	48,408	47,492	47,813	18,139	18,139	18,367	18,392	17,991	18,478	18,420	24
16,995	16,593	16,510	15,738	15,708	15,847	15,721	38,812	36,999	40,679	40,352	40,228	39,030	39,313	11,940	12,076	12,211	12,236	11,886	12,320	12,179	25
6,237	6,033	6,133	5,978	6,031	6,035	6,025	8,334	8,101	8,129	8,087	8,180	8,462	8,500	6,199	6,063	6,156	6,156	6,104	6,158	6,241	26
9,695	9,646	9,684	9,465	9,463	9,877	9,992	10,317	10,343	10,567	10,518	10,481	10,455	10,420	7,906	7,974	7,961	8,307	7,910	8,522	8,616	27
10,413	10,460	10,593	10,663	10,665	10,736	10,729	14,018	14,143	14,201	14,339	14,290	14,387	14,406	7,991	7,958	8,149	8,260	8,046	8,206	8,300	28
3,587	3,518	3,557	3,557	3,551	3,595	3,549	5,704	5,661	5,869	6,008	5,975	5,924	5,922	4,382	4,202	4,292	4,334	4,370	4,411	4,383	29
8,083	8,045	7,885	7,621	7,638	7,651	7,629	5,278	5,206	5,216	5,192	5,263	5,337	5,384	4,009	3,945	3,867	3,799	3,890	3,345	3,388	30
20,535	19,165	20,745	20,721	20,366	18,884	19,361	9,401	9,263	9,497	9,625	9,990	9,872	10,403	9,854	9,669	9,798	9,922	10,324	10,295	10,520	31
2,964	3,041	3,037	3,106	3,051	3,096	3,179	2,553	2,602	2,694	2,741	2,747	2,683	2,784	1,774	1,843	1,854	1,904	1,964	1,972	2,033	32
24,417	23,877	23,781	23,548	23,228	23,723	23,679	21,056	19,901	20,916	21,110	20,742	20,668	20,699	9,589	9,632	9,615	9,682	9,706	9,803	9,871	33
5,215	5,219	5,473	5,102	5,199	4,700	4,741	6,464	5,350	6,505	6,408	6,348	6,466	6,378	5,636	5,542	5,473	5,687	5,173	5,076	5,107	34
5,906	6,048	6,033	6,046	5,918	5,924	5,966	8,499	8,912	9,043	9,137	9,281	9,166	9,035	3,592	3,697	3,703	3,768	3,749	3,719	3,717	35
5,996	6,146	6,224	6,365	6,649	6,547	6,523	1,501	1,542	1,593	1,593	1,683	1,682	1,627	1,291	1,313	1,324	1,360	1,406	1,390	1,390	36
19,042	19,540	19,859	20,275	20,872	21,413	21,594	19,500	19,857	20,217	20,502	20,798	21,098	21,282	12,032	12,388	12,771	13,049	13,485	13,717	13,768	37
1,768	1,794	1,831	1,872	1,864	1,913	1,817	1,994	2,064	2,116	2,131	2,073	2,078	1,953	1,186	1,161	1,275	1,239	1,266	1,272	1,222	38
5,010	5,135	5,186	5,244	5,335	5,291	5,241	5,118	5,240	5,276	5,304	5,342	5,325	5,293	3,016	3,090	3,109	3,112	3,131	3,182	3,160	39
4,323	4,372	4,401	4,436	4,497	4,462	4,472	5,613	5,555	5,598	5,558	5,567	5,486	5,585	3,621	3,674	3,741	3,761	3,832	3,801	3,801	40
22,114	22,518	22,848	23,035	22,920	23,563	23,604	29,451	29,901	30,162	30,913	30,812	30,888	31,048	16,504	16,819	17,169	17,562	17,733	17,616	17,631	41
3,812	3,998	4,050	4,114	4,107	4,224	4,268	3,569	3,630	3,693	3,781	3,867	3,981	4,062	2,167	2,259	2,270	2,318	2,356	2,378	2,416	42
572	633	646	656	643	692	711	454	488	499	502	499	587	613	391	401	412	411	385	447	454	43
17,730	17,886	18,152	18,265	18,170	18,646	18,625	25,428	25,784	25,970	26,630	26,446	26,320	26,373	13,946	14,159	14,487	14,833	14,992	14,790	14,761	44

Table 2. Personal Income by Major Source

[Millions of dollars,

Line	Item	Mississippi							Missouri						
		2001	2002				2003		2001	2002				2003	
		IV	I	II	III	IV	I ^r	II ^p	IV	I	II	III	IV	I ^r	II ^p
Income by place of residence															
1	Personal income (lines 4–11).....	62,437	63,376	63,990	64,523	65,077	66,531	67,132	159,843	161,919	162,979	164,041	165,471	166,696	168,254
2	Nonfarm personal income.....	61,574	62,909	63,689	64,164	64,698	65,726	66,254	159,300	161,314	162,903	163,783	165,176	166,315	167,822
3	Farm income (line 17).....	863	467	301	359	379	805	878	542	605	76	259	295	381	432
Derivation of personal income															
4	Earnings by place of work (lines 12–16 or 17–44)	40,423	40,665	40,800	41,230	41,497	42,716	43,037	114,068	115,432	115,415	116,468	117,420	118,330	119,414
5	Less: Personal contributions for social insurance ²	2,561	2,639	2,652	2,675	2,685	2,754	2,767	6,909	7,083	7,093	7,146	7,187	7,282	7,340
6	Plus: Adjustment for residence ³	1,627	1,864	1,890	1,887	1,903	1,916	1,923	-3,394	-3,544	-3,536	-3,617	-3,651	-3,657	-3,756
7	Equals: Net earnings by place of residence.....	39,489	39,890	40,038	40,442	40,715	41,878	42,193	103,765	104,805	104,786	105,705	106,583	107,392	108,319
8	Plus: Dividends, interest, and rent ⁴	9,922	9,962	10,147	10,133	10,102	10,103	10,123	31,053	31,106	31,592	31,522	31,422	31,368	31,416
9	Plus: Transfer payments.....	13,025	13,524	13,805	13,948	14,261	14,550	14,816	25,025	26,008	26,601	26,815	27,466	27,937	28,519
10	State unemployment insurance benefits.....	213	262	349	296	306	296	301	538	691	922	776	868	783	883
11	Transfers excluding State unemployment insurance benefits.....	12,813	13,261	13,456	13,652	13,954	14,254	14,515	24,487	25,317	25,678	26,039	26,598	27,154	27,636
Earnings by place of work															
Components of earnings:															
12	Wage and salary disbursements.....	31,103	31,446	31,600	31,795	31,894	32,475	32,598	91,156	91,610	91,721	92,184	92,648	93,199	93,852
13	Other labor income.....	4,366	4,517	4,598	4,731	4,831	4,957	4,996	11,050	11,379	11,559	11,809	12,087	12,244	12,392
14	Proprietors' income ⁵	4,955	4,703	4,602	4,704	4,772	5,283	5,443	11,863	12,443	12,134	12,475	12,685	12,888	13,171
15	Farm proprietors' income.....	654	257	90	145	163	583	650	239	300	-231	53	19	58	100
16	Nonfarm proprietors' income.....	4,301	4,445	4,512	4,559	4,609	4,701	4,793	11,624	12,143	12,366	12,528	12,705	12,830	13,071
Earnings by industry															
17	Farm earnings.....	863	467	301	359	379	805	878	542	605	76	259	295	381	432
18	Nonfarm earnings.....	39,560	40,198	40,499	40,871	41,118	41,911	42,159	113,526	114,827	115,339	116,209	117,125	117,949	118,982
19	Private earnings.....	30,385	30,863	31,068	31,210	31,329	31,861	32,061	95,703	96,492	96,894	97,751	98,266	98,775	99,525
20	Forestry, fishing, related activities, and other ⁶	409	405	405	417	417	420	426	197	206	202	213	212	235	222
21	Mining.....	391	374	358	371	364	363	387	359	373	320	350	363	345	357
22	Utilities.....	418	457	455	472	475	511	532	978	1,288	970	1,116	1,067	909	958
23	Construction.....	2,553	2,723	2,721	2,714	2,665	2,731	2,774	7,813	7,757	7,822	7,973	7,920	7,686	7,678
24	Manufacturing.....	6,712	6,790	6,724	6,615	6,591	6,671	6,621	15,375	15,375	15,550	15,622	15,523	15,739	15,849
25	Durable goods.....	4,206	4,349	4,338	4,243	4,240	4,294	4,232	9,739	9,788	9,969	10,102	10,056	10,146	10,175
26	Nondurable goods.....	2,506	2,441	2,387	2,371	2,351	2,376	2,389	5,636	5,587	5,581	5,520	5,467	5,593	5,674
27	Wholesale trade.....	1,535	1,556	1,582	1,595	1,576	1,589	1,619	6,070	6,243	6,283	6,302	6,241	6,312	6,426
28	Retail trade.....	3,244	3,284	3,301	3,335	3,339	3,400	3,400	7,924	7,964	8,043	8,149	8,182	8,221	8,180
29	Transportation and warehousing.....	1,499	1,511	1,519	1,536	1,542	1,579	1,566	4,451	4,470	4,597	4,638	4,589	4,681	4,639
30	Information.....	785	776	777	761	770	773	791	6,169	6,153	6,163	6,016	5,990	6,340	6,323
31	Finance and insurance.....	1,532	1,528	1,558	1,569	1,588	1,608	1,664	6,479	6,506	6,565	6,584	6,865	6,897	7,052
32	Real estate and rental and leasing.....	385	396	447	424	413	416	419	1,565	1,591	1,594	1,611	1,627	1,700	1,736
33	Professional and technical services.....	1,805	1,771	1,800	1,835	1,914	1,916	1,966	8,247	8,310	8,141	8,190	8,321	8,463	8,653
34	Management of companies and enterprises.....	574	569	566	573	677	619	657	5,333	5,131	4,988	4,937	5,074	4,743	4,921
35	Administrative and waste services.....	835	894	898	906	897	924	916	3,344	3,479	3,474	3,520	3,575	3,476	3,439
36	Educational services.....	305	311	313	322	332	339	327	1,884	1,890	1,946	1,999	2,048	1,998	1,966
37	Health care and social assistance.....	3,696	3,784	3,865	3,950	3,988	4,106	4,118	10,963	11,092	11,400	11,624	11,790	12,034	12,229
38	Arts, entertainment, and recreation.....	629	499	505	497	501	507	492	1,590	1,630	1,733	1,769	1,700	1,735	1,542
39	Accommodation and food services.....	1,829	1,932	1,975	2,031	1,989	2,048	2,036	3,521	3,597	3,646	3,667	3,691	3,713	3,710
40	Other services, except public administration.....	1,249	1,301	1,297	1,286	1,291	1,342	1,350	3,440	3,439	3,457	3,471	3,488	3,547	3,645
41	Government and government enterprises.....	9,175	9,335	9,431	9,662	9,789	10,050	10,097	17,823	18,335	18,445	18,458	18,859	19,174	19,457
42	Federal, civilian.....	1,552	1,602	1,610	1,652	1,665	1,690	1,702	3,680	3,830	3,851	3,874	3,974	4,072	4,071
43	Military.....	1,181	1,288	1,294	1,308	1,292	1,405	1,429	1,135	1,246	1,289	1,278	1,267	1,375	1,408
44	State and local.....	6,442	6,445	6,527	6,702	6,831	6,955	6,967	13,008	13,260	13,305	13,306	13,618	13,727	13,978

See the footnotes at the end of the table.

and Earnings by Industry, 2001:IV-2003:II¹—Continued

seasonally adjusted at annual rates)

Montana							Nebraska							Nevada							Line
2001		2002			2003		2001		2002			2003		2001		2002			2003		
IV	I	II	III	IV	I ^r	II ^p	IV	I	II	III	IV	I ^r	II ^p	IV	I	II	III	IV	I ^r	II ^p	
21,799	22,270	22,490	22,862	22,979	23,127	23,499	50,084	50,408	50,774	51,397	51,767	53,312	54,011	63,020	64,384	65,121	65,891	66,889	67,979	68,751	1
21,700	21,903	22,301	22,583	22,792	22,974	23,210	48,982	49,262	49,843	50,431	50,740	51,665	52,114	62,919	64,245	65,029	65,773	66,767	67,883	68,649	2
98	367	189	279	187	153	290	1,101	1,147	930	966	1,027	1,647	1,897	100	139	93	118	122	96	102	3
14,086	14,476	14,564	14,942	15,013	15,102	15,413	35,552	35,816	35,881	36,435	36,642	38,132	38,622	46,160	47,393	47,671	48,530	49,552	50,638	51,237	4
942	965	982	1,002	1,010	1,024	1,034	2,216	2,276	2,288	2,323	2,326	2,399	2,412	2,514	2,622	2,630	2,678	2,729	2,808	2,836	5
3	-17	-18	-19	-19	-19	-20	-646	-805	-809	-828	-828	-855	-860	-854	-975	-978	-1,003	-1,029	-1,060	-1,074	6
13,146	13,494	13,564	13,921	13,983	14,059	14,359	32,690	32,735	32,785	33,284	33,489	34,879	35,349	42,792	43,797	44,063	44,849	45,794	46,770	47,326	7
5,077	5,090	5,170	5,168	5,161	5,159	5,177	10,792	10,836	11,003	11,028	11,049	11,071	11,142	13,300	13,336	13,641	13,595	13,528	13,495	13,520	8
3,576	3,686	3,755	3,773	3,835	3,908	3,963	6,602	6,837	6,986	7,085	7,230	7,362	7,520	6,927	7,251	7,418	7,448	7,567	7,714	7,905	9
87	101	129	104	102	110	110	106	122	175	179	175	160	191	436	506	562	482	429	407	450	10
3,489	3,585	3,627	3,669	3,733	3,798	3,854	6,496	6,715	6,811	6,906	7,054	7,201	7,329	6,491	6,745	6,856	6,966	7,137	7,307	7,455	11
10,594	10,636	10,825	11,019	11,102	11,168	11,274	27,601	27,763	27,897	28,259	28,271	28,952	29,088	36,702	37,479	37,589	38,188	38,889	39,723	40,085	12
1,461	1,505	1,549	1,608	1,650	1,659	1,694	3,285	3,390	3,459	3,568	3,627	3,744	3,775	4,349	4,569	4,645	4,812	5,002	5,141	5,221	13
2,031	2,335	2,190	2,316	2,260	2,275	2,444	4,666	4,663	4,526	4,609	4,744	5,437	5,758	5,109	5,345	5,437	5,530	5,660	5,774	5,931	14
-57	206	26	114	20	-19	113	696	738	519	550	607	1,215	1,452	40	75	29	53	56	29	33	15
2,089	2,130	2,164	2,201	2,240	2,294	2,331	3,970	3,925	4,006	4,059	4,137	4,222	4,305	5,070	5,270	5,408	5,476	5,604	5,745	5,898	16
98	367	189	279	187	153	290	1,101	1,147	930	966	1,027	1,647	1,897	100	139	93	118	122	96	102	17
13,988	14,108	14,375	14,663	14,825	14,949	15,123	34,450	34,669	34,951	35,469	35,615	36,485	36,725	46,059	47,254	47,578	48,411	49,431	50,542	51,135	18
10,792	10,852	11,069	11,277	11,408	11,520	11,593	28,286	28,365	28,537	28,986	29,081	29,741	29,966	39,140	40,078	40,365	41,031	41,795	42,642	43,095	19
137	147	148	156	158	160	160	99	102	103	106	106	111	109	20	22	21	22	22	22	23	20
401	379	394	388	396	384	375	179	173	173	176	178	183	198	702	698	681	667	686	648	680	21
300	298	315	314	313	313	329	622	620	639	678	660	663	699	337	442	426	441	469	437	451	22
1,081	1,085	1,097	1,138	1,161	1,224	1,209	2,414	2,445	2,506	2,530	2,593	2,650	2,635	5,199	5,289	5,459	5,550	5,706	6,014	6,159	23
867	830	832	861	840	831	839	4,277	4,130	4,200	4,214	4,190	4,247	4,263	2,096	2,058	2,049	2,111	2,111	2,153	2,174	24
533	523	530	542	526	520	521	2,023	2,029	2,062	2,053	2,012	2,052	2,046	1,471	1,477	1,475	1,517	1,517	1,563	1,576	25
334	307	303	319	314	311	318	2,254	2,101	2,138	2,161	2,178	2,195	2,217	624	581	574	594	594	590	598	26
592	597	605	634	627	610	610	1,950	1,966	2,008	2,014	1,976	2,002	2,021	1,860	1,868	1,903	1,922	1,878	1,851	1,861	27
1,289	1,298	1,329	1,358	1,378	1,375	1,374	2,517	2,565	2,548	2,586	2,582	2,658	2,652	3,487	3,536	3,582	3,610	3,673	3,734	3,770	28
566	572	578	590	584	582	582	2,230	2,232	2,248	2,263	2,312	2,244	2,224	1,454	1,466	1,494	1,512	1,516	1,562	1,528	29
357	347	364	370	369	375	383	1,272	1,287	1,212	1,231	1,244	1,096	1,104	1,080	1,067	1,061	1,069	1,063	1,035	1,036	30
635	636	650	642	684	689	704	2,396	2,424	2,401	2,470	2,528	2,573	2,634	2,285	2,234	2,312	2,356	2,430	2,497	2,606	31
152	153	156	159	163	172	178	337	341	344	350	353	348	360	1,068	1,143	1,167	1,215	1,228	1,221	1,261	32
893	907	922	934	948	957	966	2,042	2,014	2,052	2,090	2,081	2,109	2,163	2,944	3,024	3,063	3,178	3,233	3,400	3,409	33
53	52	54	53	54	52	52	736	807	674	770	737	913	930	1,046	1,046	817	769	980	945	967	34
351	363	368	371	373	380	391	1,220	1,255	1,247	1,245	1,253	1,286	1,257	2,165	2,209	2,211	2,253	2,290	2,294	2,330	35
80	85	86	88	91	94	96	398	342	407	399	414	435	452	121	132	134	137	148	146	149	36
1,673	1,715	1,769	1,800	1,840	1,854	1,886	3,402	3,468	3,556	3,630	3,635	3,889	3,931	3,186	3,295	3,387	3,462	3,510	3,678	3,750	37
206	209	211	218	216	235	232	249	251	257	258	262	262	250	1,204	1,264	1,285	1,284	1,310	1,331	1,304	38
686	702	709	718	723	735	732	962	953	969	977	985	1,002	1,002	7,889	8,225	8,269	8,428	8,503	8,590	8,560	39
473	476	481	485	492	498	494	984	990	995	997	997	1,001	1,001	997	1,060	1,045	1,046	1,038	1,082	1,077	40
3,195	3,257	3,306	3,387	3,417	3,429	3,530	6,165	6,305	6,414	6,483	6,534	6,744	6,760	6,919	7,176	7,213	7,380	7,635	7,901	8,040	41
788	816	826	853	896	849	882	949	988	994	1,010	1,032	1,087	1,101	1,007	1,029	1,052	1,093	1,185	1,204	1,242	42
263	286	291	294	292	319	330	577	639	650	658	653	701	710	519	584	606	624	629	691	713	43
2,144	2,154	2,189	2,239	2,229	2,260	2,318	4,639	4,678	4,770	4,815	4,849	4,956	4,948	5,393	5,562	5,555	5,662	5,821	6,006	6,086	44

Table 2. Personal Income by Major Source

[Millions of dollars.]

Line	Item	New Hampshire							New Jersey						
		2001		2002			2003		2001		2002			2003	
		IV	I	II	III	IV	I ^r	II ^p	IV	I	II	III	IV	I ^r	II ^p
Income by place of residence															
1	Personal income (lines 4–11).....	42,722	43,055	43,865	43,847	44,047	44,381	44,519	330,559	337,578	338,845	341,099	342,035	345,441	348,914
2	Nonfarm personal income.....	42,684	43,012	43,830	43,808	44,006	44,343	44,479	330,316	337,298	338,610	340,840	341,770	345,173	348,637
3	Farm income (line 17).....	38	42	35	39	41	38	40	243	280	236	259	265	268	277
Derivation of personal income															
4	Earnings by place of work (lines 12–16 or 17–44)	28,296	28,370	28,943	28,948	29,112	29,448	29,487	224,008	228,546	226,041	227,914	229,177	232,979	235,608
5	Less: Personal contributions for social insurance ²	1,764	1,798	1,834	1,834	1,839	1,872	1,873	13,856	14,398	14,169	14,287	14,337	14,690	14,827
6	Plus: Adjustment for residence ³	3,783	3,915	3,943	3,907	3,902	3,873	3,872	21,346	22,707	23,450	23,190	23,034	22,478	22,603
7	Equals: Net earnings by place of residence.....	30,316	30,488	31,052	31,021	31,175	31,449	31,486	231,499	236,854	235,322	236,816	237,873	240,767	243,384
8	Plus: Dividends, interest, and rent ⁴	7,761	7,778	7,943	7,914	7,873	7,851	7,860	60,672	60,878	62,048	61,973	61,823	61,796	61,990
9	Plus: Transfer payments.....	4,645	4,788	4,870	4,911	4,998	5,081	5,173	38,389	39,846	41,475	42,310	42,339	42,878	43,540
10	State unemployment insurance benefits.....	109	132	160	149	154	156	177	2,072	2,490	3,666	4,049	3,377	3,220	3,278
11	Transfers excluding State unemployment insurance benefits.....	4,535	4,657	4,709	4,762	4,844	4,925	4,996	36,317	37,356	37,809	38,261	38,962	39,658	40,263
Earnings by place of work															
Components of earnings:															
12	Wage and salary disbursements.....	22,457	22,432	22,882	22,824	22,868	23,118	23,103	179,520	182,920	179,971	181,032	181,545	184,670	186,215
13	Other labor income.....	2,372	2,422	2,502	2,545	2,606	2,652	2,669	17,892	18,559	18,536	18,996	19,326	19,791	20,025
14	Proprietors' income ⁵	3,468	3,517	3,560	3,579	3,638	3,677	3,714	26,597	27,066	27,534	27,886	28,306	28,518	29,368
15	Farm proprietors' income.....	-5	-1	-9	-6	-4	-8	-8	45	76	30	51	55	51	55
16	Nonfarm proprietors' income.....	3,473	3,518	3,569	3,585	3,642	3,685	3,722	26,552	26,990	27,504	27,835	28,251	28,466	29,314
Earnings by industry															
17	Farm earnings.....	38	42	35	39	41	38	40	243	280	236	259	265	268	277
18	Nonfarm earnings.....	28,259	28,328	28,909	28,909	29,071	29,409	29,447	223,766	228,265	225,805	227,654	228,912	232,711	235,331
19	Private earnings.....	24,987	24,959	25,474	25,429	25,415	25,761	25,759	192,503	196,342	194,651	195,214	197,030	199,171	201,279
20	Forestry, fishing, related activities, and other ⁶	85	87	88	91	91	94	93	90	99	95	99	98	105	102
21	Mining.....	36	36	37	37	40	36	38	218	194	194	194	201	208	220
22	Utilities.....	267	264	303	289	269	290	283	2,086	2,086	2,037	2,073	2,033	2,050	2,149
23	Construction.....	2,093	2,175	2,158	2,090	2,110	2,076	2,015	11,914	12,134	11,931	12,138	12,065	11,706	12,092
24	Manufacturing.....	4,944	4,679	4,668	4,622	4,515	4,556	4,633	24,027	24,546	23,924	23,714	23,387	24,830	24,846
25	Durable goods.....	3,698	3,543	3,554	3,500	3,423	3,451	3,506	10,091	10,412	10,225	10,177	10,038	10,286	10,240
26	Nondurable goods.....	1,246	1,136	1,115	1,122	1,092	1,105	1,128	13,936	14,134	13,699	13,536	13,349	14,544	14,606
27	Wholesale trade.....	1,798	1,792	1,849	1,850	1,802	1,795	1,776	16,320	17,283	16,868	16,806	16,658	17,091	17,203
28	Retail trade.....	2,848	2,922	2,941	2,988	3,023	3,072	3,066	15,555	15,853	15,993	16,183	16,347	16,485	16,601
29	Transportation and warehousing.....	527	533	546	552	539	547	558	7,945	7,787	7,991	8,001	8,079	8,174	8,123
30	Information.....	861	832	897	834	828	873	866	13,328	12,983	12,945	12,650	12,548	12,028	12,077
31	Finance and insurance.....	1,741	1,757	1,910	1,874	1,935	1,989	2,048	20,955	21,793	20,925	20,698	21,123	21,132	21,806
32	Real estate and rental and leasing.....	414	429	431	520	449	461	478	3,794	3,932	4,105	4,165	4,266	4,275	4,451
33	Professional and technical services.....	2,203	2,183	2,195	2,187	2,184	2,198	2,175	25,560	25,648	25,154	25,364	25,810	25,820	25,868
34	Management of companies and enterprises.....	552	502	534	472	473	546	535	5,920	5,880	5,899	5,974	6,271	6,338	6,363
35	Administrative and waste services.....	878	890	920	903	902	893	872	8,719	9,356	9,164	9,230	9,228	9,557	9,670
36	Educational services.....	633	660	690	728	750	783	744	2,376	2,405	2,422	2,517	2,552	2,655	2,622
37	Health care and social assistance.....	2,894	2,958	3,030	3,095	3,186	3,225	3,262	19,824	20,320	20,861	21,104	21,654	21,936	22,229
38	Arts, entertainment, and recreation.....	296	291	289	294	298	304	296	2,265	2,302	2,322	2,354	2,542	2,514	2,537
39	Accommodation and food services.....	1,080	1,111	1,121	1,133	1,147	1,148	1,153	6,210	6,363	6,417	6,471	6,525	6,681	6,707
40	Other services, except public administration.....	839	857	868	871	873	878	867	5,396	5,379	5,404	5,480	5,642	5,584	5,612
41	Government and government enterprises.....	3,272	3,369	3,435	3,480	3,656	3,648	3,687	31,262	31,923	31,154	32,440	31,881	33,540	34,053
42	Federal, civilian.....	532	553	550	560	586	604	605	4,452	4,628	4,644	4,723	4,831	4,968	5,026
43	Military.....	83	88	91	91	92	110	118	813	892	908	900	880	943	965
44	State and local.....	2,657	2,728	2,794	2,829	2,979	2,934	2,964	25,998	26,403	25,602	26,817	26,171	27,629	28,061

See the footnotes at the end of the table.

and Earnings by Industry, 2001:IV-2003:II ¹—Continued
 seasonally adjusted at annual rates¹

New Mexico							New York							North Carolina							Line
2001		2002			2003		2001		2002			2003		2001		2002			2003		
IV	I	II	III	IV	I ^r	II ^p	IV	I	II	III	IV	I ^r	II ^p	IV	I	II	III	IV	I ^r	II ^p	
42,982	43,677	44,098	44,438	45,193	45,461	46,056	681,059	676,590	686,279	685,909	687,503	687,045	694,226	224,050	227,740	228,855	229,994	230,836	234,567	237,292	1
42,261	42,735	43,647	43,824	44,493	44,802	45,288	680,253	675,929	685,685	685,284	686,860	686,379	693,513	221,533	225,145	227,540	228,089	228,847	232,151	234,686	2
721	943	451	614	700	659	768	806	661	594	625	642	666	713	2,517	2,595	1,315	1,905	1,988	2,416	2,606	3
29,919	30,386	30,588	30,835	31,480	31,606	32,074	507,447	501,883	508,163	507,143	507,169	504,161	509,804	160,827	163,609	163,038	163,959	164,294	167,366	169,084	4
1,765	1,810	1,851	1,854	1,887	1,906	1,926	30,493	30,533	30,843	30,729	30,623	30,575	30,821	9,963	10,304	10,322	10,341	10,328	10,557	10,644	5
107	66	60	61	56	55	54	-29,209	-31,794	-32,546	-32,216	-32,049	-31,311	-31,544	-1,038	-1,463	-1,456	-1,450	-1,444	-1,460	-1,479	6
28,262	28,642	28,797	29,042	29,649	29,755	30,202	447,745	439,557	444,774	444,198	444,497	442,274	447,439	149,825	151,842	151,261	152,168	152,522	155,350	156,961	7
7,531	7,549	7,658	7,637	7,604	7,595	7,592	124,204	124,532	126,427	126,346	126,165	126,133	126,519	40,919	41,038	41,913	41,741	41,485	41,390	41,381	8
7,190	7,486	7,643	7,759	7,939	8,111	8,263	109,110	112,501	115,079	115,364	116,841	118,637	120,268	33,306	34,860	35,681	36,085	36,828	37,828	38,949	9
136	165	205	206	206	199	195	3,537	4,348	5,804	4,967	4,704	4,774	4,905	1,251	1,602	1,898	1,780	1,712	1,906	2,328	10
7,054	7,321	7,437	7,553	7,734	7,912	8,068	105,573	108,152	109,275	110,397	112,137	113,863	115,363	32,056	33,258	33,782	34,305	35,117	35,922	36,621	11
23,408	23,509	24,037	24,019	24,420	24,496	24,735	405,085	397,683	401,643	399,176	397,537	394,054	396,856	129,063	130,750	130,946	130,868	130,621	132,554	133,517	12
3,276	3,385	3,514	3,597	3,703	3,743	3,798	39,353	39,597	40,453	41,158	41,694	41,728	42,142	15,612	16,241	16,525	16,816	17,151	17,604	17,843	13
3,236	3,493	3,037	3,219	3,357	3,367	3,542	63,009	64,604	66,067	66,809	67,938	68,379	70,806	16,151	16,617	15,567	16,275	16,523	17,209	17,724	14
530	742	249	410	493	447	550	337	179	109	133	145	155	188	1,963	2,052	769	1,352	1,429	1,840	2,015	15
2,706	2,751	2,788	2,809	2,864	2,920	2,992	62,672	64,425	65,958	66,676	67,793	68,224	70,618	14,188	14,565	14,798	14,923	15,094	15,368	15,709	16
721	943	451	614	700	659	768	806	661	594	625	642	666	713	2,517	2,595	1,315	1,905	1,988	2,416	2,606	17
29,198	29,444	30,137	30,221	30,781	30,947	31,306	506,641	501,222	507,569	506,519	506,526	503,495	509,091	158,310	161,014	161,723	162,054	162,306	164,951	166,478	18
20,640	20,634	21,090	21,058	21,428	21,484	21,740	435,781	429,184	435,594	432,589	432,435	427,709	432,910	128,532	130,232	130,515	131,111	130,394	131,997	132,958	19
84	90	90	94	94	99	97	1,232	1,264	1,284	1,295	1,297	1,343	1,339	442	466	467	468	469	475	482	20
943	894	867	863	893	904	952	533	498	507	515	528	530	536	278	269	269	266	267	260	275	21
260	254	262	262	275	244	253	4,785	5,086	5,145	5,205	5,194	5,286	5,520	(D)	(D)	(D)	(D)	(D)	(D)	(D)	22
2,076	2,063	2,023	1,984	2,042	2,102	2,169	21,163	21,038	21,048	21,346	21,274	21,039	21,962	11,106	11,043	10,970	10,863	10,630	10,819	11,097	23
1,871	1,708	1,751	1,773	1,756	1,668	1,662	36,635	35,491	35,774	35,725	35,803	34,877	34,939	28,840	28,571	28,455	28,482	27,922	27,933	27,946	24
1,440	1,311	1,357	1,370	1,359	1,263	1,246	21,576	21,577	21,682	21,407	21,627	21,053	21,178	15,551	15,012	15,007	14,914	14,563	14,415	14,376	25
431	397	394	403	398	405	416	15,059	13,914	14,092	14,318	14,176	13,824	13,760	13,289	13,559	13,448	13,568	13,359	13,518	13,570	26
967	986	997	1,011	1,008	1,002	994	23,899	23,421	23,683	23,578	23,511	24,251	24,328	7,874	8,383	8,377	8,471	8,355	8,595	8,619	27
2,261	2,293	2,315	2,347	2,359	2,396	2,405	24,831	25,070	25,209	25,624	25,990	25,851	25,925	11,595	11,639	11,675	11,784	11,737	11,721	11,711	28
816	831	829	834	855	828	830	11,875	11,594	11,646	11,740	11,869	11,934	11,816	5,043	4,918	4,916	4,870	4,823	4,977	4,937	29
831	808	822	815	827	824	827	32,972	31,810	31,472	31,528	31,946	31,919	32,207	(D)	(D)	(D)	(D)	(D)	(D)	(D)	30
1,026	1,031	1,071	1,066	1,111	1,095	1,116	95,728	90,660	94,889	89,505	87,317	81,297	83,946	8,023	9,061	8,923	8,988	9,080	9,801	10,024	31
384	378	585	398	421	381	400	10,163	10,412	10,342	10,371	10,754	10,606	10,880	2,142	2,200	2,249	2,266	2,285	2,281	2,347	32
2,679	2,669	2,711	2,758	2,818	2,896	2,929	51,208	51,023	51,468	51,057	50,898	52,172	52,554	10,158	10,022	10,109	10,077	10,032	10,241	10,135	33
268	272	267	255	276	210	218	14,753	14,603	13,963	14,048	13,551	12,514	12,683	4,849	4,796	4,701	4,807	4,771	4,611	4,672	34
1,179	1,236	1,228	1,216	1,215	1,260	1,242	15,468	16,214	16,023	15,984	15,804	16,102	16,152	5,201	5,681	5,646	5,658	5,657	5,691	5,722	35
231	231	236	234	244	235	239	10,716	10,690	11,027	11,375	11,703	11,781	11,692	1,724	1,735	1,772	1,795	1,850	1,850	1,886	36
2,602	2,666	2,780	2,886	2,946	3,006	3,065	47,903	48,275	48,905	50,124	50,911	52,342	52,752	13,606	13,737	14,049	14,301	14,465	14,630	14,873	37
241	244	251	249	254	259	261	7,914	7,862	8,279	8,362	8,416	8,322	8,192	1,532	1,441	1,531	1,548	1,523	1,506	1,509	38
1,101	1,137	1,151	1,163	1,170	1,197	1,206	12,079	12,519	12,657	12,804	13,018	12,904	12,862	4,692	4,786	4,874	4,931	4,927	4,964	4,932	39
817	843	854	850	862	880	876	11,923	12,253	12,273	12,404	12,650	12,641	12,615	4,341	4,390	4,422	4,381	4,350	4,407	4,464	40
8,558	8,810	9,047	9,162	9,352	9,463	9,566	70,860	72,038	71,975	73,930	74,091	75,785	76,181	29,778	30,782	31,209	30,942	31,912	32,954	33,520	41
1,985	2,064	2,155	2,211	2,185	2,228	2,259	8,933	9,346	9,507	9,613	9,758	10,090	10,114	3,737	3,882	3,959	3,996	4,116	4,202	4,226	42
713	797	811	830	830	903	929	1,643	1,781	1,803	1,833	1,806	1,996	2,033	5,093	5,738	5,831	5,931	6,011	6,624	6,823	43
5,860	5,949	6,081	6,121	6,337	6,332	6,378	60,284	60,911	60,666	62,484	62,527	63,699	64,034	20,948	21,162	21,419	21,016	21,785	22,128	22,471	44

Table 2. Personal Income by Major Source

[Millions of dollars.]

Line	Item	North Dakota							Ohio						
		2001		2002			2003		2001		2002			2003	
		IV	I	II	III	IV	I ^r	II ^p	IV	I	II	III	IV	I ^r	II ^p
Income by place of residence															
1	Personal income (lines 4–11).....	16,452	16,787	16,608	16,931	17,059	17,783	18,016	327,985	330,130	334,343	336,601	338,255	340,755	342,762
2	Nonfarm personal income.....	16,244	16,278	16,503	16,691	16,840	17,088	17,216	327,264	329,535	334,285	336,455	337,855	340,210	342,157
3	Farm income (line 17).....	207	509	105	240	219	695	800	722	594	59	146	400	545	605
Derivation of personal income															
4	Earnings by place of work (lines 12–16 or 17–44)	11,453	11,880	11,602	11,917	12,015	12,727	12,906	230,947	231,698	234,032	236,320	237,338	239,401	240,488
5	Less: Personal contributions for social insurance ²	767	791	797	810	817	839	843	12,965	13,220	13,363	13,491	13,499	13,695	13,737
6	Plus: Adjustment for residence ³	-410	-568	-574	-583	-592	-608	-611	-1,258	-1,372	-1,394	-1,418	-1,403	-1,410	-1,421
7	Equals: Net earnings by place of residence.....	10,276	10,522	10,231	10,524	10,606	11,280	11,453	216,723	217,105	219,275	221,412	222,436	224,296	225,331
8	Plus: Dividends, interest, and rent ⁴	3,498	3,508	3,559	3,560	3,559	3,560	3,573	61,010	61,103	62,010	61,861	61,654	61,539	61,606
9	Plus: Transfer payments.....	2,678	2,758	2,819	2,848	2,895	2,943	2,991	50,253	51,922	53,058	53,328	54,165	54,920	55,825
10	State unemployment insurance benefits.....	41	42	69	64	58	54	56	1,426	1,813	2,391	2,103	2,075	1,972	2,132
11	Transfers excluding State unemployment insurance benefits.....	2,637	2,715	2,750	2,784	2,837	2,889	2,935	48,827	50,109	50,667	51,225	52,090	52,948	53,693
Earnings by place of work															
Components of earnings:															
12	Wage and salary disbursements.....	8,928	9,020	9,096	9,222	9,289	9,466	9,507	188,023	187,811	189,809	191,145	191,132	192,506	192,917
13	Other labor income.....	1,162	1,210	1,242	1,285	1,318	1,354	1,367	21,937	22,383	22,890	23,488	23,952	24,201	24,364
14	Proprietors' income ⁵	1,363	1,650	1,264	1,410	1,407	1,906	2,032	20,986	21,503	21,333	21,687	22,254	22,694	23,207
15	Farm proprietors' income.....	42	343	-62	70	48	520	619	341	212	-326	-245	5	139	189
16	Nonfarm proprietors' income.....	1,321	1,307	1,326	1,340	1,359	1,387	1,413	20,645	21,292	21,659	21,931	22,249	22,555	23,018
Earnings by industry															
17	Farm earnings.....	207	509	105	240	219	695	800	722	594	59	146	400	545	605
18	Nonfarm earnings.....	11,245	11,371	11,497	11,678	11,796	12,031	12,106	230,225	231,103	233,973	236,174	236,938	238,856	239,883
19	Private earnings.....	8,643	8,697	8,766	8,881	8,957	9,136	9,184	194,132	194,310	197,194	198,833	198,669	200,740	201,496
20	Forestry, fishing, related activities, and other ⁶	57	62	61	65	68	66	67	184	191	189	195	196	198	200
21	Mining.....	225	202	214	211	213	221	234	1,004	936	950	895	904	937	990
22	Utilities.....	245	251	255	251	256	268	278	1,810	1,882	1,878	1,886	1,899	2,079	1,970
23	Construction.....	748	729	723	717	721	746	754	13,499	13,591	13,581	13,772	13,720	13,683	13,774
24	Manufacturing.....	956	926	947	958	968	968	960	46,086	45,400	46,118	46,024	45,844	46,246	46,420
25	Durable goods.....	595	611	629	630	636	637	625	32,769	32,337	33,171	32,944	32,820	33,290	33,339
26	Nondurable goods.....	360	315	317	328	332	331	335	13,318	12,703	12,947	13,080	13,024	12,956	13,081
27	Wholesale trade.....	757	765	757	787	782	784	777	12,572	12,679	12,763	12,937	12,759	12,760	12,861
28	Retail trade.....	922	936	936	953	962	977	978	16,848	16,889	17,089	17,264	17,222	17,158	17,137
29	Transportation and warehousing.....	443	450	450	459	460	474	469	7,004	7,059	7,130	7,169	7,154	7,299	7,317
30	Information.....	327	309	320	328	326	326	332	6,338	6,095	6,161	6,094	6,006	6,103	6,079
31	Finance and insurance.....	583	608	607	609	643	654	674	12,906	12,804	13,039	13,125	13,346	13,770	14,176
32	Real estate and rental and leasing.....	87	89	93	94	95	95	100	3,094	3,187	3,213	3,264	3,313	3,260	3,420
33	Professional and technical services.....	473	481	492	496	508	521	532	16,633	16,446	16,634	16,663	16,661	16,988	17,009
34	Management of companies and enterprises.....	170	147	151	143	148	165	167	6,128	6,493	6,818	7,152	6,571	6,840	6,933
35	Administrative and waste services.....	280	293	296	297	295	289	277	8,104	8,432	8,461	8,565	8,633	8,363	8,299
36	Educational services.....	55	59	66	54	51	55	55	2,388	2,407	2,457	2,515	2,586	2,623	2,535
37	Health care and social assistance.....	1,515	1,579	1,578	1,633	1,633	1,685	1,692	23,774	24,284	24,738	25,201	25,639	26,177	26,310
38	Arts, entertainment, and recreation.....	44	48	50	51	50	51	47	2,508	2,526	2,480	2,536	2,595	2,656	2,562
39	Accommodation and food services.....	388	395	399	407	408	411	410	6,636	6,737	6,793	6,875	6,913	6,889	6,870
40	Other services, except public administration.....	368	367	370	369	368	380	381	6,614	6,633	6,701	6,701	6,707	6,713	6,636
41	Government and government enterprises.....	2,603	2,673	2,731	2,796	2,839	2,895	2,922	36,093	36,793	36,780	37,341	38,269	38,116	38,387
42	Federal, civilian.....	524	543	558	567	573	583	588	5,581	5,763	5,794	5,821	5,927	6,026	6,063
43	Military.....	457	508	520	533	537	578	589	1,045	1,124	1,154	1,174	1,133	1,232	1,257
44	State and local.....	1,623	1,622	1,653	1,696	1,729	1,735	1,745	29,467	29,906	29,832	30,346	31,210	30,858	31,068

See the footnotes at the end of the table.

and Earnings by Industry, 2001:IV-2003:II¹—Continuedseasonally adjusted at annual rates¹

Oklahoma							Oregon							Pennsylvania							Line
2001		2002			2003		2001		2002			2003		2001		2002			2003		
IV	I	II	III	IV	I ^r	II ^p	IV	I	II	III	IV	I ^r	II ^p	IV	I	II	III	IV	I ^r	II ^p	
87,221	86,961	87,622	88,168	88,522	89,177	89,907	97,967	98,842	100,211	100,896	101,974	102,133	102,903	379,292	386,067	389,692	392,285	394,198	399,180	402,747	1
86,502	86,257	87,073	87,558	87,868	88,643	89,331	97,299	98,093	99,580	100,198	101,260	101,139	101,870	378,446	385,495	389,160	391,730	393,629	398,423	401,943	2
720	704	549	610	655	534	576	668	749	631	698	715	994	1,033	847	571	533	555	569	756	804	3
60,364	59,467	59,570	59,995	60,079	60,490	60,920	68,568	68,889	69,651	70,010	70,840	70,785	70,898	258,785	263,071	263,997	265,951	267,267	271,737	273,974	4
3,576	3,649	3,651	3,670	3,660	3,711	3,720	4,293	4,364	4,412	4,428	4,473	4,474	4,473	15,987	16,551	16,558	16,678	16,718	17,100	17,211	5
935	1,066	1,082	1,085	1,101	1,098	1,103	-1,923	-2,269	-2,290	-2,281	-2,324	-2,288	-2,253	2,538	3,044	2,956	2,960	2,954	2,988	3,031	6
57,724	56,884	57,001	57,410	57,519	57,877	58,303	62,352	62,255	62,950	63,301	64,043	64,022	64,172	245,335	249,563	250,396	252,233	253,503	257,626	259,794	7
15,249	15,304	15,574	15,537	15,469	15,461	15,467	20,831	20,863	21,156	21,119	21,067	21,036	21,074	70,391	70,502	71,568	71,438	71,256	71,140	71,289	8
14,249	14,773	15,046	15,221	15,534	15,839	16,138	14,784	15,724	16,105	16,475	16,864	17,075	17,657	63,565	66,001	67,728	68,614	69,439	70,414	71,664	9
235	322	405	390	408	421	466	833	1,235	1,381	1,517	1,543	1,394	1,663	2,671	3,372	4,344	4,475	4,129	3,944	4,185	10
14,014	14,451	14,641	14,831	15,126	15,418	15,672	13,952	14,490	14,724	14,958	15,321	15,681	15,994	60,895	62,629	63,384	64,139	65,309	66,470	67,478	11
43,961	43,977	43,998	44,123	43,967	44,257	44,325	54,605	54,469	55,051	55,118	55,640	55,257	55,193	202,590	205,667	205,710	206,692	207,051	210,253	211,431	12
6,239	6,414	6,528	6,671	6,771	6,883	6,923	6,390	6,511	6,660	6,804	6,987	7,012	7,022	22,451	23,288	23,654	24,204	24,647	25,154	25,420	13
10,164	9,076	9,044	9,202	9,340	9,350	9,672	7,573	7,908	7,940	8,088	8,212	8,516	8,682	33,743	34,115	34,633	35,054	35,570	36,330	37,123	14
490	475	319	376	419	292	327	-52	16	-106	-50	-41	218	235	338	48	6	21	29	201	234	15
9,674	8,601	8,725	8,825	8,921	9,058	9,344	7,625	7,892	8,046	8,138	8,253	8,298	8,448	33,405	34,067	34,627	35,033	35,541	36,129	36,889	16
720	704	549	610	655	534	576	668	749	631	698	715	994	1,033	847	571	533	555	569	756	804	17
59,645	58,763	59,021	59,386	59,424	59,956	60,344	67,900	68,140	69,020	69,312	70,125	69,791	69,865	257,938	262,499	263,465	265,396	266,698	270,981	273,170	18
46,794	45,618	45,730	46,006	45,941	46,270	46,620	56,140	56,204	56,992	57,172	57,827	57,356	57,501	224,135	227,831	228,259	229,788	230,654	234,193	235,966	19
115	118	119	122	123	125	125	963	993	1,007	1,076	1,071	1,076	1,087	368	381	378	393	391	405	403	20
2,975	2,972	2,929	2,954	2,952	3,231	3,184	100	102	104	107	107	119	122	1,433	1,465	1,414	1,408	1,382	1,399	1,480	21
1,044	1,046	1,067	1,098	1,105	1,162	1,220	643	635	666	659	681	645	677	3,127	3,213	3,282	3,107	3,180	3,286	3,427	22
3,087	3,068	3,037	3,041	3,049	3,050	3,113	4,652	4,739	4,853	4,850	4,821	4,583	4,547	16,690	17,025	16,958	17,108	17,103	17,412	17,592	23
9,144	7,921	7,998	7,913	7,796	7,883	7,982	10,694	10,279	10,285	10,139	10,274	10,084	10,036	39,334	39,640	39,278	39,283	38,782	38,383	38,555	24
4,281	4,301	4,380	4,273	4,135	4,253	4,272	8,521	8,178	8,162	8,010	8,150	7,922	7,881	23,173	23,411	23,421	23,380	23,145	22,686	22,874	25
4,864	3,620	3,618	3,641	3,662	3,630	3,709	2,173	2,101	2,123	2,129	2,124	2,162	2,155	16,161	16,228	15,857	15,903	15,637	15,697	15,682	26
2,518	2,729	2,533	2,561	2,552	2,252	2,311	4,020	4,164	4,237	4,268	4,231	4,196	4,257	12,274	12,679	12,662	12,744	12,767	13,113	13,123	27
4,458	4,522	4,512	4,524	4,548	4,600	4,632	5,166	5,234	5,284	5,343	5,338	5,282	5,240	18,336	18,549	18,615	18,906	18,946	19,270	19,275	28
2,419	2,134	2,224	2,264	2,198	2,216	2,171	2,174	2,196	2,226	2,238	2,238	2,225	2,202	9,001	9,068	9,121	9,151	9,014	9,137	9,061	29
1,864	1,879	1,869	1,822	1,851	1,780	1,773	2,161	2,062	2,017	1,988	2,040	2,002	1,997	9,606	9,446	9,477	9,328	9,310	9,523	9,581	30
2,400	2,379	2,435	2,453	2,517	2,549	2,664	3,477	3,475	3,528	3,533	3,643	3,826	3,899	17,361	17,507	17,647	17,732	17,895	18,525	19,037	31
857	862	891	919	904	928	950	1,135	1,134	1,145	1,168	1,194	1,189	1,231	3,980	4,067	4,151	4,267	4,367	4,394	4,571	32
3,289	3,208	3,204	3,222	3,247	3,378	3,351	4,709	4,655	4,666	4,669	4,696	4,677	4,696	24,161	24,347	24,460	24,462	24,544	24,777	24,823	33
767	679	680	703	675	683	714	1,742	1,708	1,743	1,660	1,746	1,737	1,786	4,128	4,444	4,254	4,381	4,392	4,703	4,773	34
2,271	2,374	2,341	2,334	2,324	2,232	2,189	2,273	2,414	2,523	2,533	2,527	2,364	2,379	8,931	9,325	9,164	9,212	9,157	9,449	9,575	35
407	415	427	444	441	469	438	605	620	633	645	662	676	645	6,771	6,911	7,026	7,198	7,504	7,808	7,768	36
5,257	5,334	5,467	5,638	5,672	5,787	5,805	6,720	6,839	7,050	7,226	7,368	7,486	7,550	31,242	32,063	32,546	33,098	33,575	34,106	34,494	37
323	329	327	332	337	318	303	599	618	635	654	722	667	686	2,485	2,541	2,615	2,641	2,658	2,732	2,619	38
1,806	1,856	1,851	1,871	1,873	1,876	1,915	2,344	2,385	2,420	2,443	2,479	2,499	2,468	7,164	7,317	7,376	7,444	7,518	7,560	7,566	39
1,792	1,792	1,821	1,790	1,776	1,751	1,782	1,962	1,951	1,971	1,973	1,989	2,021	1,994	7,742	7,842	7,835	7,925	7,987	8,211	8,245	40
12,850	13,145	13,291	13,380	13,483	13,686	13,723	11,761	11,936	12,028	12,139	12,298	12,435	12,364	33,803	34,668	35,205	35,608	36,044	36,788	37,204	41
2,924	3,061	3,091	3,130	3,178	3,272	3,302	1,943	2,024	2,042	2,121	2,191	2,261	2,241	7,173	7,486	7,627	7,668	7,819	8,096	8,262	42
1,536	1,689	1,725	1,736	1,719	1,869	1,901	270	291	295	300	294	329	340	974	1,034	1,054	1,070	1,026	1,131	1,160	43
8,390	8,396	8,475	8,513	8,586	8,544	8,520	9,547	9,621	9,691	9,719	9,813	9,845	9,783	25,656	26,148	26,524	26,870	27,199	27,561	27,782	44

Table 2. Personal Income by Major Source

[Millions of dollars.]

Line	Item	Rhode Island						South Carolina							
		2001	2002				2003		2001	2002				2003	
		IV	I	II	III	IV	I ^r	II ^p	IV	I	II	III	IV	I ^r	II ^p
Income by place of residence															
1	Personal income (lines 4–11).....	32,261	32,779	33,202	33,467	33,659	34,391	34,239	101,158	102,912	104,156	104,718	105,420	107,166	107,759
2	Nonfarm personal income.....	32,245	32,762	33,186	33,450	33,642	34,376	34,224	100,614	102,377	103,808	104,297	104,993	106,803	107,362
3	Farm income (line 17).....	15	17	16	16	17	14	15	544	535	348	421	427	363	396
Derivation of personal income															
4	Earnings by place of work (lines 12–16 or 17–44)	20,636	21,103	21,232	21,531	21,659	22,390	22,082	69,220	70,075	70,544	71,026	71,485	72,887	73,058
5	Less: Personal contributions for social insurance ²	1,418	1,476	1,482	1,504	1,509	1,574	1,545	4,215	4,341	4,370	4,396	4,415	4,533	4,535
6	Plus: Adjustment for residence ³	1,246	1,133	1,155	1,116	1,105	1,051	1,084	1,356	1,582	1,585	1,578	1,578	1,597	1,622
7	Equals: Net earnings by place of residence.....	20,464	20,759	20,905	21,143	21,255	21,866	21,620	66,361	67,317	67,759	68,208	68,648	69,950	70,145
8	Plus: Dividends, interest, and rent ⁴	6,024	6,039	6,152	6,128	6,092	6,078	6,074	18,080	18,147	18,533	18,473	18,375	18,352	18,361
9	Plus: Transfer payments.....	5,774	5,981	6,144	6,196	6,312	6,446	6,545	16,717	17,448	17,864	18,037	18,396	18,863	19,253
10	State unemployment insurance benefits.....	223	247	330	301	293	304	295	501	612	758	662	602	654	683
11	Transfers excluding State unemployment insurance benefits.....	5,550	5,734	5,815	5,895	6,019	6,142	6,249	16,215	16,836	17,106	17,376	17,794	18,209	18,570
Earnings by place of work															
Components of earnings:															
12	Wage and salary disbursements.....	16,613	16,952	17,012	17,223	17,272	17,884	17,544	55,676	56,177	56,542	56,744	56,950	58,057	58,022
13	Other labor income.....	2,018	2,110	2,139	2,210	2,255	2,345	2,305	7,073	7,325	7,484	7,613	7,760	7,998	8,063
14	Proprietors' income ⁵	2,004	2,041	2,080	2,098	2,133	2,161	2,233	6,471	6,573	6,519	6,669	6,775	6,832	6,973
15	Farm proprietors' income.....	1	2	1	1	1	-2	-1	375	388	180	251	255	186	215
16	Nonfarm proprietors' income.....	2,004	2,039	2,079	2,097	2,132	2,163	2,234	6,096	6,205	6,339	6,418	6,520	6,646	6,758
Earnings by industry															
17	Farm earnings.....	15	17	16	16	17	14	15	544	535	348	421	427	363	396
18	Nonfarm earnings.....	20,620	21,086	21,216	21,514	21,643	22,375	22,067	68,676	69,541	70,196	70,605	71,059	72,524	72,661
19	Private earnings.....	16,882	17,196	17,332	17,576	17,651	18,295	18,004	54,456	54,786	55,367	55,854	56,147	57,015	56,960
20	Forestry, fishing, related activities, and other ⁶	(D)	(D)	(D)	(D)	(D)	(D)	(D)	274	278	283	282	281	289	292
21	Mining.....	(D)	(D)	(D)	(D)	(D)	(D)	(D)	114	112	112	111	113	113	117
22	Utilities.....	(D)	(D)	(D)	(D)	(D)	(D)	(D)	861	848	888	899	875	948	901
23	Construction.....	1,164	1,223	1,222	1,203	1,208	1,236	1,284	5,068	5,101	5,193	5,254	5,260	5,392	5,325
24	Manufacturing.....	2,805	2,739	2,769	2,817	2,768	2,618	2,631	12,826	12,590	12,728	12,718	12,591	12,765	12,743
25	Durable goods.....	1,873	1,855	1,873	1,850	1,868	1,739	1,737	6,202	6,209	6,249	6,235	6,235	6,373	6,351
26	Nondurable goods.....	932	885	896	967	899	879	894	6,624	6,381	6,479	6,483	6,356	6,392	6,392
27	Wholesale trade.....	906	925	936	937	918	940	952	2,897	3,083	3,064	3,111	3,048	3,156	3,161
28	Retail trade.....	1,352	1,386	1,421	1,436	1,450	1,456	1,460	5,722	5,748	5,831	5,856	5,875	5,952	5,917
29	Transportation and warehousing.....	(D)	(D)	(D)	(D)	(D)	(D)	(D)	1,950	1,925	1,956	1,982	2,007	2,017	1,985
30	Information.....	684	698	662	693	708	757	753	1,361	1,316	1,333	1,351	1,410	1,376	1,381
31	Finance and insurance.....	1,657	1,687	1,715	1,742	1,786	1,850	1,910	3,104	3,092	3,141	3,159	3,380	3,307	3,405
32	Real estate and rental and leasing.....	272	275	274	282	285	309	315	1,206	1,247	1,278	1,302	1,277	1,227	1,233
33	Professional and technical services.....	1,449	1,493	1,510	1,477	1,472	1,538	1,545	4,084	4,169	4,036	4,140	4,174	4,304	4,365
34	Management of companies and enterprises.....	426	499	448	468	461	941	486	520	537	505	516	534	588	582
35	Administrative and waste services.....	656	655	653	653	647	632	638	3,186	3,290	3,346	3,347	3,399	3,385	3,326
36	Educational services.....	667	678	684	712	719	764	743	513	523	537	544	561	571	570
37	Health care and social assistance.....	2,680	2,745	2,817	2,912	2,970	2,978	3,012	5,308	5,395	5,492	5,605	5,640	5,900	5,977
38	Arts, entertainment, and recreation.....	200	203	206	213	217	222	214	659	665	672	673	677	695	679
39	Accommodation and food services.....	675	696	699	707	719	712	695	2,674	2,707	2,785	2,805	2,825	2,850	2,831
40	Other services, except public administration.....	556	565	569	572	576	576	584	2,129	2,160	2,188	2,199	2,221	2,180	2,170
41	Government and government enterprises.....	3,738	3,889	3,884	3,938	3,992	4,080	4,063	14,219	14,754	14,830	14,751	14,912	15,508	15,701
42	Federal, civilian.....	746	777	779	797	817	838	848	1,727	1,772	1,798	1,809	1,844	1,908	1,914
43	Military.....	367	399	388	400	399	430	409	2,084	2,331	2,417	2,357	2,323	2,502	2,622
44	State and local.....	2,625	2,714	2,716	2,741	2,776	2,812	2,806	10,408	10,651	10,615	10,585	10,745	11,099	11,166

See the footnotes at the end of the table.

and Earnings by Industry, 2001:IV-2003:II ¹—Continued
 seasonally adjusted at annual rates)

South Dakota							Tennessee							Texas							Line
2001		2002			2003		2001		2002			2003		2001		2002			2003		
IV	I	II	III	IV	I ^r	II ^p	IV	I	II	III	IV	I ^r	II ^p	IV	I	II	III	IV	I ^r	II ^p	
20,347	20,043	20,095	20,466	20,660	21,632	21,959	154,751	156,391	158,810	159,256	160,411	162,260	163,441	609,717	611,202	618,643	620,373	624,021	626,753	633,709	1
19,508	19,570	19,871	20,142	20,315	20,490	20,650	154,443	156,057	158,482	158,930	160,071	162,153	163,362	606,956	608,227	616,280	617,798	621,257	623,233	629,862	2
839	473	225	324	344	1,142	1,309	308	334	328	327	340	106	79	2,761	2,975	2,363	2,575	2,764	3,519	3,847	3
13,892	13,552	13,490	13,843	13,994	14,920	15,180	113,122	114,828	116,225	116,615	117,397	118,900	119,647	474,868	473,387	477,676	478,929	481,618	482,990	488,750	4
894	909	920	938	944	959	965	6,873	7,086	7,160	7,178	7,210	7,365	7,401	26,703	27,139	27,339	27,362	27,417	27,565	27,749	5
-221	-280	-285	-293	-296	-297	-299	-1,336	-2,289	-2,320	-2,313	-2,321	-2,352	-2,365	-1,065	-1,152	-1,159	-1,152	-1,145	-1,131	-1,141	6
12,776	12,362	12,285	12,612	12,754	13,663	13,916	104,913	105,453	106,746	107,123	107,865	109,183	109,880	447,100	445,095	449,179	450,415	453,056	454,295	459,860	7
4,694	4,717	4,803	4,808	4,809	4,818	4,842	23,953	23,966	24,449	24,299	24,110	23,988	23,945	89,702	89,942	91,686	91,384	90,929	90,756	90,801	8
2,876	2,964	3,007	3,046	3,097	3,151	3,201	25,885	26,972	27,615	27,834	28,437	29,088	29,615	72,914	76,166	77,778	78,574	80,037	81,702	83,048	9
27	32	40	43	38	37	40	664	830	1,072	891	873	908	900	2,175	3,120	3,729	3,522	3,428	3,551	3,556	10
2,849	2,931	2,967	3,003	3,059	3,114	3,162	25,221	26,142	26,542	26,943	27,564	28,180	28,715	70,739	73,045	74,049	75,052	76,608	78,151	79,492	11
10,148	10,130	10,245	10,423	10,487	10,574	10,628	86,776	87,737	88,630	88,640	88,976	90,228	90,590	353,708	352,139	354,666	354,092	354,569	353,903	355,945	12
1,337	1,371	1,408	1,464	1,500	1,518	1,539	10,075	10,404	10,646	10,847	11,046	11,293	11,408	39,956	40,793	41,736	42,551	43,403	43,813	44,313	13
2,407	2,051	1,836	1,956	2,007	2,828	3,013	16,271	16,687	16,949	17,128	17,375	17,378	17,649	81,204	80,454	81,274	82,287	83,646	85,274	88,492	14
691	323	74	172	191	984	1,146	124	153	146	142	154	-86	-118	1,780	1,995	1,377	1,576	1,754	2,481	2,780	15
1,716	1,727	1,762	1,784	1,816	1,844	1,867	16,147	16,534	16,803	16,986	17,222	17,464	17,767	79,424	78,459	79,897	80,711	81,893	82,793	85,711	16
839	473	225	324	344	1,142	1,309	308	334	328	327	340	106	79	2,761	2,975	2,363	2,575	2,764	3,519	3,847	17
13,053	13,079	13,265	13,518	13,650	13,778	13,871	112,814	114,494	115,898	116,288	117,057	118,794	119,568	472,107	470,412	475,314	476,354	478,854	479,471	484,902	18
10,384	10,411	10,529	10,707	10,804	10,928	10,976	96,926	98,136	99,368	99,532	100,346	101,620	102,186	402,316	398,177	401,996	402,027	403,406	401,610	405,918	19
65	67	68	70	70	73	72	216	220	221	227	225	228	231	974	1,006	1,008	1,038	1,047	1,054	1,065	20
73	66	63	62	62	60	62	263	222	241	227	223	223	238	21,414	20,622	20,835	20,964	21,731	21,089	22,288	21
137	149	138	146	153	138	143	271	268	279	278	281	284	298	10,703	10,580	10,427	10,783	10,902	10,164	10,660	22
886	893	915	921	944	948	925	6,237	6,207	6,180	6,172	6,178	6,234	6,261	32,336	32,493	32,622	32,432	32,575	32,229	32,913	23
1,439	1,399	1,397	1,412	1,416	1,427	1,426	19,579	19,634	19,865	19,773	19,860	19,856	19,974	60,575	56,307	57,882	56,727	56,654	55,835	55,869	24
939	954	948	949	957	960	959	11,694	11,992	12,147	12,045	12,126	12,052	12,142	35,196	34,357	35,730	34,640	34,507	33,471	33,491	25
500	445	449	462	460	467	467	7,885	7,641	7,718	7,728	7,734	7,804	7,832	25,379	21,950	22,153	22,087	22,148	22,364	22,378	26
717	718	726	746	732	744	742	6,228	6,372	6,437	6,510	6,473	6,647	6,725	28,856	28,856	29,059	28,855	28,625	28,725	28,864	27
1,108	1,125	1,132	1,154	1,148	1,198	1,192	9,025	9,128	9,237	9,211	9,363	9,340	9,384	33,115	33,363	33,527	33,486	33,392	33,361	33,335	28
417	411	417	421	418	416	414	6,355	6,315	6,419	6,411	6,433	6,570	6,502	21,433	20,045	20,558	21,075	21,037	20,331	20,312	29
292	292	290	288	293	298	301	2,906	2,878	2,851	2,842	2,925	2,955	2,980	19,998	19,630	18,995	18,519	18,378	18,617	18,502	30
1,008	991	999	1,020	1,035	1,041	1,071	6,323	6,276	6,290	6,400	6,497	6,615	6,793	29,405	29,134	29,858	29,735	30,317	30,549	31,635	31
133	138	140	142	145	144	152	1,535	1,570	1,643	1,609	1,622	1,676	1,753	9,939	10,298	10,382	10,461	10,621	10,288	10,682	32
507	509	510	520	527	534	529	7,049	7,116	7,366	7,226	7,267	7,538	7,551	40,667	40,214	40,335	40,386	39,985	40,126	39,942	33
268	237	252	252	261	228	241	1,266	1,324	1,329	1,267	1,266	1,407	1,431	2,835	3,037	2,944	2,996	3,006	3,214	3,246	34
355	341	345	347	350	340	336	5,650	5,916	5,971	5,980	5,960	5,642	5,715	18,353	19,435	19,003	18,775	18,424	18,622	18,836	35
141	144	149	156	149	160	158	1,417	1,496	1,496	1,545	1,571	1,668	1,657	3,557	3,573	3,648	3,746	3,812	3,873	3,810	36
1,714	1,788	1,813	1,867	1,908	1,991	2,022	13,158	13,457	13,750	14,005	14,303	14,570	14,699	37,108	37,874	38,960	39,878	40,533	41,182	41,643	37
161	164	165	166	164	169	165	1,519	1,677	1,620	1,582	1,600	1,844	1,614	3,122	3,357	3,451	3,559	3,597	3,624	3,486	38
538	552	563	574	586	581	577	4,390	4,517	4,588	4,638	4,671	4,711	4,733	15,159	15,484	15,573	15,679	15,787	15,869	15,963	39
424	427	447	445	441	437	447	3,537	3,545	3,583	3,629	3,627	3,613	3,648	12,767	12,863	12,927	12,933	12,983	12,861	12,867	40
2,669	2,669	2,736	2,811	2,846	2,850	2,895	15,888	16,358	16,529	16,756	16,711	17,173	17,381	69,790	72,235	73,318	74,327	75,448	77,861	78,984	41
645	676	693	714	727	729	749	3,475	3,681	3,719	3,661	3,710	3,918	4,014	11,418	11,957	12,104	12,222	12,589	13,055	13,238	42
254	283	289	298	298	321	332	538	564	571	571	540	582	604	7,025	7,748	7,875	7,960	7,924	8,594	8,827	43
1,770	1,709	1,754	1,799	1,822	1,800	1,815	11,876	12,112	12,240	12,524	12,460	12,674	12,763	51,347	52,530	53,338	54,145	54,935	56,212	56,920	44

Table 2. Personal Income by Major Source

[Millions of dollars.]

Line	Item	Utah						Vermont							
		2001		2002			2003		2001		2002			2003	
		IV	I	II	III	IV	I ^r	II ^p	IV	I	II	III	IV	I ^r	II ^p
Income by place of residence															
1	Personal income (lines 4–11).....	55,122	55,522	55,771	55,952	56,568	56,692	57,241	17,752	17,900	18,093	18,238	18,439	18,547	18,734
2	Nonfarm personal income.....	54,834	55,229	55,581	55,725	56,325	56,406	56,940	17,622	17,809	18,018	18,156	18,355	18,453	18,631
3	Farm income (line 17).....	288	293	190	227	243	286	301	131	91	76	81	83	94	102
Derivation of personal income															
4	Earnings by place of work (lines 12–16 or 17–44).....	42,434	42,631	42,532	42,669	43,256	43,304	43,741	12,075	12,135	12,190	12,274	12,420	12,483	12,619
5	Less: Personal contributions for social insurance ²	2,427	2,482	2,473	2,475	2,502	2,516	2,537	767	787	790	795	803	810	818
6	Plus: Adjustment for residence ³	25	-2	1	4	4	9	9	136	126	136	132	128	132	127
7	Equals: Net earnings by place of residence.....	40,033	40,148	40,060	40,198	40,758	40,797	41,212	11,444	11,473	11,536	11,610	11,745	11,805	11,928
8	Plus: Dividends, interest, and rent ⁴	9,042	9,068	9,249	9,213	9,159	9,140	9,136	3,690	3,704	3,770	3,772	3,769	3,773	3,789
9	Plus: Transfer payments.....	6,046	6,306	6,462	6,541	6,651	6,755	6,892	2,619	2,722	2,787	2,856	2,924	2,970	3,017
10	State unemployment insurance benefits.....	251	313	383	375	352	324	345	88	100	125	153	160	144	138
11	Transfers excluding State unemployment insurance benefits.....	5,795	5,993	6,079	6,166	6,299	6,432	6,547	2,531	2,622	2,662	2,702	2,764	2,825	2,878
Earnings by place of work															
Components of earnings:															
12	Wage and salary disbursements.....	33,946	34,007	33,880	33,827	34,173	34,106	34,370	9,437	9,485	9,517	9,552	9,641	9,661	9,747
13	Other labor income.....	4,285	4,399	4,456	4,564	4,697	4,732	4,785	1,109	1,138	1,158	1,188	1,220	1,233	1,256
14	Proprietors' income ⁵	4,203	4,225	4,196	4,278	4,386	4,466	4,586	1,530	1,512	1,515	1,533	1,559	1,589	1,616
15	Farm proprietors' income.....	177	178	74	109	124	164	175	70	28	28	17	19	28	34
16	Nonfarm proprietors' income.....	4,026	4,048	4,122	4,169	4,262	4,302	4,411	1,460	1,484	1,503	1,516	1,541	1,561	1,582
Earnings by industry															
17	Farm earnings.....	288	293	190	227	243	286	301	131	91	76	81	83	94	102
18	Nonfarm earnings.....	42,146	42,338	42,342	42,442	43,013	43,017	43,440	11,945	12,043	12,115	12,192	12,337	12,389	12,517
19	Private earnings.....	34,031	33,988	33,942	33,927	34,359	34,245	34,621	9,957	10,020	10,066	10,133	10,221	10,209	10,307
20	Forestry, fishing, related activities, and other ⁶	39	39	39	40	40	42	41	58	59	58	60	60	61	62
21	Mining.....	479	448	457	440	454	461	460	44	44	43	42	41	43	45
22	Utilities.....	350	462	364	346	370	187	195	173	180	185	193	197	186	194
23	Construction.....	2,994	2,886	2,890	2,900	3,066	2,962	3,084	828	840	825	815	822	819	797
24	Manufacturing.....	5,061	4,858	4,861	4,879	4,808	4,949	4,992	2,145	2,078	2,051	2,052	1,995	1,908	1,923
25	Durable goods.....	3,538	3,413	3,425	3,408	3,337	3,456	3,469	1,651	1,607	1,598	1,603	1,546	1,447	1,468
26	Nondurable goods.....	1,523	1,445	1,435	1,472	1,471	1,493	1,523	493	471	453	449	449	461	455
27	Wholesale trade.....	1,998	1,993	2,018	2,045	2,024	1,974	1,971	485	507	510	499	498	509	526
28	Retail trade.....	3,221	3,322	3,342	3,331	3,354	3,454	3,478	1,047	1,063	1,068	1,084	1,098	1,101	1,111
29	Transportation and warehousing.....	1,990	1,934	1,932	1,940	1,941	1,950	1,969	279	274	281	292	288	284	289
30	Information.....	1,597	1,517	1,516	1,481	1,444	1,468	1,477	309	299	307	305	307	309	315
31	Finance and insurance.....	2,456	2,393	2,489	2,568	2,660	2,568	2,625	596	596	603	603	636	655	674
32	Real estate and rental and leasing.....	568	608	601	606	636	640	677	123	131	131	133	137	137	142
33	Professional and technical services.....	3,242	3,180	3,241	3,195	3,262	3,344	3,410	883	897	892	906	912	938	951
34	Management of companies and enterprises.....	1,226	998	1,027	1,014	1,019	1,000	1,017	16	19	19	17	17	25	17
35	Administrative and waste services.....	1,554	1,623	1,629	1,581	1,584	1,482	1,440	281	283	285	297	309	292	293
36	Educational services.....	641	710	605	670	664	686	657	330	335	350	336	356	366	359
37	Health care and social assistance.....	3,125	3,192	3,263	3,266	3,397	3,495	3,550	1,363	1,396	1,434	1,470	1,516	1,523	1,546
38	Arts, entertainment, and recreation.....	498	699	582	543	538	486	464	91	97	100	100	90	103	105
39	Accommodation and food services.....	1,341	1,451	1,407	1,416	1,427	1,437	1,440	551	570	573	579	592	591	597
40	Other services, except public administration.....	1,650	1,672	1,680	1,664	1,670	1,659	1,674	356	351	353	351	352	361	359
41	Government and government enterprises.....	8,116	8,350	8,400	8,516	8,655	8,772	8,819	1,988	2,024	2,048	2,060	2,116	2,180	2,210
42	Federal, civilian.....	2,039	2,093	2,115	2,209	2,323	2,352	2,377	351	348	355	369	384	399	411
43	Military.....	491	542	561	576	564	616	634	78	81	81	85	78	84	91
44	State and local.....	5,586	5,715	5,724	5,731	5,767	5,805	5,808	1,559	1,595	1,612	1,606	1,654	1,698	1,708

See the footnotes at the end of the table.

and Earnings by Industry, 2001:IV-2003:II¹—Continued

seasonally adjusted at annual rates)

Virginia							Washington							West Virginia							Line
2001		2002			2003		2001		2002			2003		2001		2002			2003		
IV	I	II	III	IV	I ^r	II ^p	IV	I	II	III	IV	I ^r	II ^p	IV	I	II	III	IV	I ^r	II ^p	
233,388	234,661	238,366	239,670	240,605	244,050	246,116	190,868	194,342	198,138	200,086	200,319	202,505	206,184	41,608	42,198	42,467	42,689	42,944	43,406	43,608	1
232,934	234,341	238,066	239,363	240,289	243,667	245,689	189,729	192,984	196,779	198,715	198,927	200,707	204,304	41,595	42,172	42,459	42,673	42,925	43,462	43,655	2
454	319	300	307	316	383	428	1,139	1,358	1,359	1,372	1,392	1,798	1,881	13	26	9	16	19	-56	-48	3
169,097	169,871	171,949	173,268	173,766	177,674	179,486	135,517	136,888	139,451	141,060	141,014	142,956	146,427	25,961	26,269	26,218	26,355	26,474	26,832	26,889	4
10,211	10,402	10,510	10,584	10,589	10,890	10,981	8,360	8,546	8,696	8,799	8,764	8,915	9,139	1,693	1,740	1,733	1,740	1,744	1,784	1,785	5
8,276	7,896	8,054	8,022	8,288	7,801	7,795	2,144	2,665	2,681	2,682	2,739	2,700	2,658	465	493	527	538	539	543	560	6
167,162	167,366	169,493	170,706	171,465	174,585	176,300	129,301	131,007	133,436	134,943	134,989	136,742	139,946	24,733	25,022	25,012	25,153	25,269	25,591	25,664	7
42,142	42,281	43,220	42,981	42,623	42,510	42,402	36,327	36,451	37,231	37,103	36,900	36,840	36,856	7,090	7,100	7,213	7,184	7,145	7,125	7,120	8
24,084	25,014	25,652	25,983	26,516	26,955	27,414	25,240	26,885	27,470	28,040	28,430	28,923	29,382	9,785	10,076	10,243	10,352	10,530	10,690	10,824	9
633	750	1,035	1,013	998	894	880	1,745	2,580	2,813	3,031	2,875	2,826	2,814	153	198	258	260	272	268	259	10
23,451	24,263	24,617	24,970	25,518	26,062	26,534	23,495	24,305	24,657	25,009	25,555	26,097	26,568	9,632	9,878	9,985	10,092	10,258	10,423	10,566	11
137,464	137,232	138,627	139,267	139,237	142,165	143,221	109,025	109,303	111,200	112,238	111,723	112,820	115,556	20,377	20,533	20,444	20,485	20,519	20,831	20,829	12
18,840	19,517	20,001	20,529	20,846	21,553	21,877	12,222	12,590	12,971	13,357	13,569	13,806	14,133	2,832	2,924	2,958	3,022	3,088	3,157	3,169	13
12,793	13,123	13,320	13,472	13,683	13,957	14,388	14,269	14,995	15,280	15,464	15,722	16,330	16,739	2,752	2,811	2,815	2,849	2,866	2,844	2,892	14
237	105	84	88	94	155	194	3	200	194	191	199	572	621	-14	-1	-19	-12	-9	-85	-78	15
12,556	13,018	13,237	13,384	13,588	13,801	14,195	14,266	14,795	15,086	15,273	15,523	15,758	16,118	2,766	2,813	2,835	2,861	2,876	2,928	2,969	16
454	319	300	307	316	383	428	1,139	1,358	1,359	1,372	1,392	1,798	1,881	13	26	9	16	19	-56	-48	17
168,643	169,552	171,649	172,961	173,451	177,291	179,059	134,377	135,530	138,092	139,688	139,621	141,158	144,546	25,948	26,243	26,209	26,339	26,455	26,888	26,937	18
129,185	128,310	129,895	130,560	130,711	133,024	134,011	108,682	109,196	111,270	112,443	111,930	112,868	115,904	20,201	20,375	20,294	20,342	20,368	20,647	20,714	19
215	222	222	228	224	224	231	1,215	1,276	1,277	1,347	1,350	1,437	1,390	83	85	84	87	85	85	88	20
1,039	1,000	995	980	1,000	981	1,025	237	226	228	220	221	230	247	1,473	1,487	1,387	1,370	1,400	1,424	1,487	21
1,500	1,592	1,569	1,512	1,521	1,729	1,586	505	476	563	477	480	491	520	460	457	472	439	458	458	472	22
10,808	10,878	10,847	10,910	10,875	10,968	11,302	9,202	9,385	9,556	9,660	9,701	9,798	10,041	1,784	1,729	1,640	1,623	1,522	1,564	1,511	23
15,412	14,862	15,195	15,012	14,826	15,116	15,051	16,992	17,670	16,924	17,107	16,945	16,447	15,844	3,269	3,237	3,235	3,215	3,213	3,191	3,211	24
9,109	8,706	8,905	8,784	8,627	8,918	8,882	12,830	13,375	12,750	12,521	12,619	12,509	11,936	1,789	1,798	1,815	1,792	1,782	1,734	1,742	25
6,303	6,156	6,290	6,227	6,199	6,198	6,169	4,162	4,295	4,173	4,586	4,326	3,938	3,907	1,479	1,439	1,420	1,423	1,430	1,458	1,469	26
6,540	6,564	6,652	6,647	6,609	6,762	6,804	6,727	6,901	6,861	6,843	6,764	7,032	7,093	1,010	1,016	1,017	1,025	1,016	1,000	997	27
10,152	10,297	10,421	10,528	10,564	10,493	10,537	9,362	9,583	9,730	9,858	9,819	10,045	10,066	2,008	2,031	2,033	2,060	2,065	2,088	2,077	28
4,817	4,774	4,978	4,932	4,910	4,905	4,894	4,198	4,170	4,268	4,328	4,252	4,223	4,183	857	867	873	873	861	901	894	29
10,088	8,825	8,835	8,703	8,500	8,177	8,160	12,005	10,422	11,738	12,494	11,283	10,992	13,739	546	556	546	551	564	580	583	30
8,233	8,425	8,434	8,496	8,769	9,086	9,295	6,555	6,504	6,765	6,755	6,990	7,215	7,429	871	888	905	906	909	925	950	31
2,628	2,674	2,697	2,763	2,764	2,805	2,900	2,365	2,423	2,465	2,492	2,554	2,627	2,732	241	249	255	265	270	267	279	32
22,743	22,446	22,750	22,930	23,383	24,008	24,158	10,993	11,000	11,140	11,176	11,164	11,486	11,531	1,358	1,384	1,410	1,437	1,458	1,473	1,497	33
5,216	5,196	5,416	5,547	5,143	5,681	5,756	2,256	2,333	2,359	2,321	2,413	2,533	2,579	148	141	146	145	144	143	142	34
5,482	5,867	5,665	5,706	5,591	5,775	5,921	4,374	4,780	4,906	4,605	4,875	4,817	4,851	691	702	695	691	683	687	687	35
1,567	1,613	1,647	1,705	1,774	1,819	1,759	1,016	1,014	1,035	1,050	1,077	1,102	1,080	181	174	173	174	178	189	183	36
11,968	12,141	12,477	12,835	13,060	13,134	13,310	11,495	11,737	12,003	12,219	12,527	12,698	12,878	3,355	3,459	3,501	3,538	3,578	3,682	3,695	37
1,155	1,213	1,310	1,231	1,214	1,227	1,142	1,321	1,331	1,386	1,410	1,372	1,443	1,437	264	284	281	286	293	303	291	38
4,351	4,432	4,464	4,531	4,582	4,646	4,706	4,201	4,224	4,301	4,343	4,376	4,417	4,413	856	878	883	897	903	925	910	39
5,269	5,291	5,322	5,364	5,402	5,490	5,475	3,663	3,740	3,765	3,738	3,765	3,835	3,851	755	750	757	762	768	761	760	40
39,459	41,241	41,754	42,401	42,739	44,267	45,048	25,696	26,334	26,822	27,246	27,692	28,290	28,642	5,747	5,868	5,915	5,997	6,087	6,241	6,223	41
11,765	12,294	12,448	12,641	12,806	13,221	13,458	4,602	4,758	4,855	4,994	5,096	5,188	5,258	1,399	1,457	1,470	1,489	1,513	1,559	1,573	42
8,874	9,883	10,080	10,359	10,235	11,105	11,425	3,169	3,506	3,619	3,690	3,718	4,013	4,095	206	212	218	217	201	213	217	43
18,820	19,064	19,227	19,401	19,698	19,942	20,166	17,925	18,071	18,348	18,562	18,877	19,089	19,289	4,142	4,199	4,226	4,291	4,374	4,469	4,433	44

Table 2. Personal Income by Major Source

[Millions of dollars.]

Line	Item	Wisconsin						Wyoming							
		2001		2002			2003		2001		2002			2003	
		IV	I	II	III	IV	I ^r	II ^p	IV	I	II	III	IV	I ^r	II ^p
Income by place of residence															
1	Personal income (lines 4–11).....	158,651	160,906	162,839	163,937	165,182	166,691	168,066	14,904	14,996	15,095	15,271	15,469	15,598	15,797
2	Nonfarm personal income.....	158,115	160,210	162,645	163,482	164,695	165,855	167,140	14,771	14,914	15,085	15,243	15,397	15,524	15,690
3	Farm income (line 17).....	536	696	193	455	487	837	926	133	83	10	27	72	74	106
Derivation of personal income															
4	Earnings by place of work (lines 12–16 or 17–44)	109,834	111,061	111,953	112,862	113,830	115,059	115,887	9,917	9,935	9,928	10,066	10,207	10,310	10,442
5	Less: Personal contributions for social insurance ²	6,853	7,022	7,099	7,137	7,183	7,286	7,328	602	617	619	627	632	642	646
6	Plus: Adjustment for residence ³	2,697	2,923	2,959	2,979	2,964	2,967	2,965	-45	-47	-46	-46	-47	-48	-48
7	Equals: Net earnings by place of residence.....	105,679	106,963	107,814	108,705	109,611	110,740	111,523	9,270	9,272	9,263	9,393	9,529	9,621	9,748
8	Plus: Dividends, interest, and rent ⁴	31,496	31,584	32,114	32,106	32,077	32,070	32,204	3,868	3,890	3,965	3,980	3,992	4,006	4,041
9	Plus: Transfer payments.....	21,476	22,359	22,911	23,127	23,494	23,881	24,339	1,767	1,834	1,867	1,899	1,948	1,970	2,008
10	State unemployment insurance benefits.....	933	1,176	1,449	1,386	1,321	1,279	1,364	29	43	52	60	73	59	65
11	Transfers excluding State unemployment insurance benefits.....	20,543	21,183	21,462	21,741	22,173	22,602	22,974	1,738	1,792	1,815	1,839	1,875	1,911	1,943
Earnings by place of work															
Components of earnings:															
12	Wage and salary disbursements.....	89,957	90,328	91,303	91,565	92,099	92,746	93,188	7,468	7,485	7,510	7,584	7,637	7,702	7,749
13	Other labor income.....	10,695	10,974	11,213	11,475	11,732	11,869	11,974	922	952	969	1,002	1,025	1,046	1,061
14	Proprietors' income ⁵	9,182	9,759	9,437	9,823	9,998	10,444	10,725	1,527	1,498	1,449	1,480	1,546	1,563	1,632
15	Farm proprietors' income.....	-97	29	-478	-226	-201	129	199	53	-1	-74	-58	-14	-14	15
16	Nonfarm proprietors' income.....	9,279	9,730	9,915	10,049	10,200	10,315	10,526	1,474	1,499	1,522	1,538	1,560	1,578	1,617
Earnings by industry															
17	Farm earnings.....	536	696	193	455	487	837	926	133	83	10	27	72	74	106
18	Nonfarm earnings.....	109,298	110,365	111,760	112,407	113,343	114,222	114,960	9,784	9,853	9,918	10,038	10,135	10,236	10,336
19	Private earnings.....	92,765	93,519	94,952	95,375	96,108	96,772	97,326	7,445	7,441	7,485	7,543	7,604	7,646	7,709
20	Forestry, fishing, related activities, and other ⁶	243	254	256	265	266	270	271	48	48	50	51	50	50	51
21	Mining.....	205	194	200	204	208	195	200	1,361	1,366	1,339	1,331	1,321	1,360	1,425
22	Utilities.....	974	902	895	884	873	889	906	(D)	(D)	(D)	(D)	(D)	(D)	(D)
23	Construction.....	7,149	7,105	7,187	7,331	7,312	7,178	7,172	946	938	938	936	932	913	895
24	Manufacturing.....	24,943	25,002	25,288	25,313	25,303	25,082	25,038	477	456	456	461	450	447	452
25	Durable goods.....	15,624	15,857	16,032	15,998	15,977	16,163	16,068	192	211	215	212	212	217	213
26	Nondurable goods.....	9,319	9,144	9,255	9,316	9,325	8,919	8,970	285	246	241	246	238	230	239
27	Wholesale trade.....	5,722	5,741	5,993	5,895	5,885	5,842	5,913	331	327	335	332	328	335	332
28	Retail trade.....	7,913	7,644	7,956	7,800	7,746	7,979	8,093	713	719	726	741	743	745	743
29	Transportation and warehousing.....	3,775	3,839	3,820	3,868	3,903	3,996	3,983	(D)	(D)	(D)	(D)	(D)	(D)	(D)
30	Information.....	2,744	2,672	2,722	2,649	2,648	2,710	2,729	(D)	(D)	(D)	(D)	(D)	(D)	(D)
31	Finance and insurance.....	6,390	6,433	6,550	6,568	6,766	7,003	7,282	327	292	302	298	302	334	314
32	Real estate and rental and leasing.....	1,111	1,135	1,164	1,179	1,199	1,201	1,250	152	164	169	174	174	174	187
33	Professional and technical services.....	6,030	6,003	6,025	6,064	6,153	6,258	6,315	521	506	505	516	550	525	537
34	Management of companies and enterprises.....	1,992	2,499	2,390	2,435	2,618	2,794	2,772	30	38	33	31	54	35	35
35	Administrative and waste services.....	3,394	3,507	3,574	3,572	3,580	3,526	3,537	231	230	231	233	231	233	234
36	Educational services.....	1,204	1,229	1,247	1,290	1,305	1,355	1,333	32	31	32	54	33	32	30
37	Health care and social assistance.....	11,848	12,024	12,364	12,718	12,980	13,049	13,125	660	677	684	706	730	740	750
38	Arts, entertainment, and recreation.....	894	956	952	942	949	889	852	116	97	108	106	106	110	107
39	Accommodation and food services.....	3,234	3,306	3,326	3,363	3,381	3,451	3,417	447	484	476	484	493	510	508
40	Other services, except public administration.....	2,998	3,073	3,042	3,037	3,033	3,103	3,137	(D)	(D)	(D)	(D)	(D)	(D)	(D)
41	Government and government enterprises.....	16,533	16,846	16,808	17,032	17,235	17,450	17,634	2,338	2,411	2,433	2,495	2,531	2,591	2,627
42	Federal, civilian.....	1,839	1,901	1,937	1,958	1,988	2,015	2,034	437	451	453	473	477	490	500
43	Military.....	383	400	408	409	385	417	431	220	242	244	247	245	266	274
44	State and local.....	14,312	14,545	14,463	14,665	14,862	15,018	15,169	1,681	1,719	1,736	1,775	1,809	1,835	1,853

See the footnotes at the end of the table.

and Earnings by Industry, 2001:IV–2003:II ¹—Continued
seasonally adjusted at annual rates]

New England							Mideast							Line
2001		2002			2003		2001		2002			2003		
IV	I	II	III	IV	I ^r	II ^p	IV	I	II	III	IV	I ^r	II ^p	
519,362	524,249	531,524	532,245	533,241	537,534	539,718	1,631,164	1,644,672	1,662,445	1,668,240	1,674,725	1,683,917	1,700,245	1
518,772	523,725	531,066	531,752	532,732	536,953	539,117	1,628,680	1,642,610	1,660,734	1,666,379	1,672,799	1,681,743	1,697,930	2
590	523	459	493	509	581	601	2,485	2,061	1,711	1,860	1,927	2,174	2,316	3
370,026	371,419	374,669	375,020	375,524	379,414	380,248	1,182,714	1,189,812	1,196,417	1,200,492	1,205,365	1,211,098	1,223,364	4
21,797	22,233	22,380	22,395	22,357	22,744	22,747	71,604	73,151	73,334	73,523	73,619	74,391	74,975	5
7,143	8,273	8,390	8,337	8,343	8,195	8,277	-17,128	-18,238	-18,539	-18,463	-18,731	-18,119	-18,225	6
355,372	357,460	360,679	360,962	361,510	364,866	365,778	1,093,983	1,098,423	1,104,544	1,108,506	1,113,015	1,118,588	1,130,165	7
96,867	97,198	99,201	98,965	98,569	98,463	98,643	300,187	301,019	306,122	305,659	304,853	304,625	305,317	8
67,123	69,591	71,644	72,318	73,161	74,205	75,297	236,994	245,230	251,779	254,074	256,858	260,704	264,764	9
3,102	3,812	5,100	5,010	4,667	4,535	4,606	9,062	11,156	15,032	14,657	13,297	13,033	13,523	10
64,022	65,779	66,544	67,308	68,494	69,670	70,692	227,932	234,073	236,747	239,418	243,561	247,671	251,241	11
297,864	297,355	299,297	298,653	297,912	300,722	300,516	942,246	943,877	946,249	946,285	946,988	949,650	956,228	12
32,658	33,358	34,047	34,649	35,173	35,741	35,881	101,910	104,718	106,414	108,705	110,546	111,931	113,143	13
39,503	40,707	41,325	41,718	42,440	42,952	43,851	138,558	141,217	143,754	145,501	147,831	149,517	153,994	14
132	52	-15	12	23	82	88	1,126	664	305	434	485	691	792	15
39,371	40,654	41,340	41,706	42,417	42,870	43,763	137,432	140,553	143,449	145,067	147,346	148,826	153,201	16
590	523	459	493	509	581	601	2,485	2,061	1,711	1,860	1,927	2,174	2,316	17
369,435	370,896	374,210	374,527	375,015	378,833	379,647	1,180,230	1,187,750	1,194,706	1,198,631	1,203,438	1,208,924	1,221,049	18
320,969	321,453	324,039	323,964	323,958	326,889	327,527	993,810	996,458	1,002,680	1,002,618	1,006,254	1,007,467	1,017,630	19
(D)	(D)	(D)	(D)	(D)	(D)	(D)	3,005	2,979	3,125	3,157	3,584	3,274	3,371	20
(D)	(D)	(D)	(D)	(D)	(D)	(D)	2,328	2,291	2,247	2,240	2,242	2,267	2,383	21
(D)	(D)	(D)	(D)	(D)	(D)	(D)	(D)	(D)	(D)	(D)	(D)	(D)	(D)	22
21,974	22,700	22,371	22,228	22,395	22,217	21,891	60,792	61,423	61,270	61,938	61,776	61,770	63,447	23
50,681	49,490	49,429	48,409	47,881	47,890	47,802	111,266	111,173	110,302	110,019	109,253	109,212	109,543	24
35,980	35,459	35,419	34,463	34,149	34,004	33,884	61,209	61,843	61,708	61,317	61,130	60,216	60,542	25
14,701	14,031	14,011	13,946	13,732	13,886	13,918	50,057	49,331	48,594	48,702	48,122	48,996	49,001	26
18,418	19,016	18,973	18,701	18,245	19,473	19,598	59,127	60,134	59,996	59,940	59,808	61,450	61,577	27
24,149	24,482	24,611	24,961	24,949	25,156	25,169	68,896	69,766	70,198	71,203	71,789	72,160	72,420	28
(D)	(D)	(D)	(D)	(D)	(D)	(D)	(D)	(D)	(D)	(D)	(D)	(D)	(D)	29
13,948	13,900	13,686	13,493	13,477	13,620	13,602	(D)	(D)	(D)	(D)	(D)	(D)	(D)	30
40,576	39,221	41,161	41,323	41,122	40,328	41,454	145,700	141,264	145,710	140,067	138,649	134,310	138,493	31
5,581	5,750	5,786	5,964	5,894	5,942	6,125	21,069	21,639	21,861	22,106	22,775	22,758	23,496	32
40,308	39,714	39,639	39,389	38,959	39,618	39,543	129,710	129,906	130,194	129,998	130,961	130,920	131,497	33
9,920	9,907	9,737	9,445	9,635	10,134	9,489	27,741	27,447	26,538	26,971	26,378	25,522	25,759	34
11,758	12,089	11,993	12,036	11,805	11,849	11,905	39,783	41,863	41,292	41,344	41,082	41,971	42,349	35
9,979	10,255	10,436	10,680	11,070	11,137	11,052	23,524	23,759	24,264	24,977	25,767	26,401	25,932	36
39,036	39,941	40,696	41,576	42,655	43,471	43,877	114,765	116,941	118,941	121,385	123,588	126,076	127,375	37
3,454	3,483	3,550	3,594	3,551	3,667	3,516	14,321	14,474	14,926	15,087	15,312	15,374	15,118	38
10,560	10,868	10,957	11,063	11,233	11,192	11,147	(D)	(D)	(D)	(D)	(D)	(D)	(D)	39
9,027	9,196	9,259	9,277	9,334	9,381	9,401	32,446	32,889	33,019	33,405	33,940	34,122	34,219	40
48,466	49,443	50,172	50,563	51,058	51,944	52,120	186,420	191,292	192,025	196,013	197,185	201,457	203,419	41
7,766	8,083	8,144	8,285	8,403	8,632	8,741	48,969	51,198	51,802	52,478	53,152	55,055	55,725	42
1,985	2,177	2,189	2,231	2,196	2,392	2,440	7,201	7,878	7,959	8,080	7,971	8,633	8,789	43
38,715	39,183	39,839	40,047	40,459	40,920	40,939	130,250	132,216	132,264	135,455	136,062	137,769	138,905	44

Table 2. Personal Income by Major Source

[Millions of dollars.]

Line	Item	Great Lakes						Plains							
		2001		2002			2003		2001		2002			2003	
		IV	I	II	III	IV	I ^r	II ^p	IV	I	II	III	IV	I ^r	II ^p
Income by place of residence															
1	Personal income (lines 4–11).....	1,364,979	1,373,198	1,396,144	1,402,919	1,409,904	1,415,750	1,423,915	569,280	576,036	580,552	585,711	589,532	596,940	602,634
2	Nonfarm personal income.....	1,361,668	1,369,319	1,395,258	1,401,387	1,407,415	1,412,627	1,420,462	564,024	568,847	576,004	580,238	583,653	588,737	593,329
3	Farm income (line 17).....	3,311	3,879	886	1,532	2,489	3,124	3,453	5,256	7,189	4,548	5,474	5,878	8,203	9,306
Derivation of personal income															
4	Earnings by place of work (lines 12–16 or 17–44)	968,307	969,011	983,301	989,065	993,351	996,826	1,000,083	405,105	410,210	410,925	415,528	418,011	424,556	428,154
5	Less: Personal contributions for social insurance ²	57,406	58,256	59,236	59,529	59,586	60,091	60,164	25,491	26,122	26,276	26,518	26,586	27,031	27,159
6	Plus: Adjustment for residence ³	4,508	5,782	5,772	5,829	5,897	5,987	6,032	-4,470	-5,393	-5,411	-5,476	-5,503	-5,558	-5,605
7	Equals: Net earnings by place of residence.....	915,409	916,537	929,836	935,365	939,662	942,722	945,951	375,143	378,695	379,238	383,533	385,922	391,967	395,389
8	Plus: Dividends, interest, and rent ⁴	261,025	261,753	265,924	265,800	265,472	265,420	266,331	115,789	116,208	118,174	118,147	117,994	118,050	118,463
9	Plus: Transfer payments.....	188,545	194,908	200,383	201,754	204,769	207,609	211,833	78,347	81,133	83,140	84,031	85,616	86,922	88,782
10	State unemployment insurance benefits.....	7,520	8,778	12,031	11,182	10,753	10,176	11,233	2,210	2,598	3,561	3,410	3,377	3,080	3,545
11	Transfers excluding State unemployment insurance benefits.....	181,025	186,130	188,352	190,572	194,016	197,432	200,400	76,137	78,535	79,578	80,621	82,238	83,843	85,236
Earnings by place of work															
Components of earnings:															
12	Wage and salary disbursements.....	784,154	779,966	792,789	794,739	794,916	795,971	796,190	323,692	325,073	326,896	329,100	329,715	332,764	334,052
13	Other labor income.....	92,581	93,905	96,797	98,860	100,601	101,248	101,782	37,741	38,801	39,570	40,568	41,357	42,006	42,355
14	Proprietors' income ⁵	91,572	95,139	93,714	95,466	97,834	99,607	102,111	43,672	46,337	44,458	45,860	46,939	49,786	51,747
15	Farm proprietors' income.....	1,005	1,500	-1,508	-895	36	602	862	2,923	4,816	2,160	3,053	3,433	5,688	6,723
16	Nonfarm proprietors' income.....	90,566	93,639	95,222	96,361	97,797	99,005	101,249	40,750	41,521	42,298	42,807	43,507	44,097	45,025
Earnings by industry															
17	Farm earnings.....	3,311	3,879	886	1,532	2,489	3,124	3,453	5,256	7,189	4,548	5,474	5,878	8,203	9,306
18	Nonfarm earnings.....	964,996	965,132	982,415	987,533	990,862	993,703	996,630	399,849	403,021	406,377	410,054	412,133	416,353	418,848
19	Private earnings.....	825,313	823,046	839,117	842,813	844,297	846,322	848,217	335,083	336,837	339,375	342,462	343,634	347,009	349,022
20	Forestry, fishing, related activities, and other ⁶	1,042	1,076	1,077	1,112	1,120	1,129	1,140	918	959	955	991	995	1,032	1,021
21	Mining.....	4,056	3,824	3,904	3,868	3,916	3,921	4,138	1,934	1,854	1,822	1,865	1,891	1,907	1,994
22	Utilities.....	9,980	10,105	10,137	9,983	9,915	10,377	10,365	4,501	4,876	4,585	4,709	4,653	4,333	4,513
23	Construction.....	60,938	61,445	60,936	61,710	61,493	61,071	60,924	26,707	26,777	26,945	27,221	27,422	27,242	27,547
24	Manufacturing.....	188,402	184,969	191,188	191,023	190,053	189,004	189,285	59,279	58,693	59,344	59,268	58,771	59,382	59,322
25	Durable goods.....	134,306	132,214	137,681	137,271	136,741	136,207	136,298	37,329	37,534	37,972	37,937	37,576	37,949	37,649
26	Nondurable goods.....	54,096	52,755	53,507	53,752	53,312	52,797	52,986	21,950	21,159	21,372	21,331	21,195	21,432	21,673
27	Wholesale trade.....	53,808	53,761	54,543	54,804	54,321	54,346	54,470	23,419	23,902	23,966	24,391	23,835	24,586	24,786
28	Retail trade.....	64,459	64,699	65,148	65,530	65,538	65,597	65,759	28,651	28,801	29,093	29,446	29,215	29,668	29,726
29	Transportation and warehousing.....	32,893	32,575	33,228	33,658	33,648	33,739	33,567	15,940	15,773	16,078	16,224	16,288	16,392	16,316
30	Information.....	27,282	26,590	26,898	26,646	26,676	26,750	26,731	16,725	16,708	16,350	16,185	16,301	16,447	16,260
31	Finance and insurance.....	61,328	60,519	61,772	61,993	62,931	63,147	65,211	27,355	27,365	27,642	27,909	28,834	29,211	29,880
32	Real estate and rental and leasing.....	13,490	13,695	14,528	14,228	14,358	14,161	14,536	5,128	5,274	5,314	5,410	5,520	5,606	5,784
33	Professional and technical services.....	82,871	81,273	82,809	82,735	82,820	83,181	83,337	26,362	26,425	26,346	26,540	26,770	27,129	27,456
34	Management of companies and enterprises.....	23,662	23,442	25,272	25,251	24,847	25,386	25,419	13,189	12,914	12,647	12,890	12,547	12,299	12,574
35	Administrative and waste services.....	35,171	36,424	36,852	36,955	37,033	36,895	36,316	12,057	12,491	12,514	12,577	12,622	12,504	12,419
36	Educational services.....	10,344	10,466	10,730	10,892	11,220	11,404	11,091	4,756	4,770	4,945	5,010	5,122	5,222	5,186
37	Health care and social assistance.....	91,862	93,311	95,184	97,043	98,702	100,226	100,724	40,054	40,800	41,878	42,760	43,607	44,519	44,920
38	Arts, entertainment, and recreation.....	10,179	10,706	10,460	10,599	10,636	10,764	10,229	4,248	4,286	4,530	4,531	4,496	4,543	4,250
39	Accommodation and food services.....	26,265	26,687	26,856	27,151	27,360	27,404	27,278	11,798	12,012	12,121	12,184	12,296	12,434	12,381
40	Other services, except public administration.....	27,281	27,480	27,594	27,633	27,711	27,822	27,696	12,064	12,158	12,300	12,351	12,450	12,552	12,689
41	Government and government enterprises.....	139,683	142,087	143,298	144,720	146,565	147,381	148,413	64,766	66,184	67,002	67,593	68,499	69,344	69,826
42	Federal, civilian.....	19,567	20,156	20,314	20,467	20,922	21,475	21,662	10,702	11,152	11,245	11,385	11,582	11,884	12,006
43	Military.....	4,374	4,658	4,682	4,598	4,411	4,866	4,939	4,202	4,574	4,666	4,732	4,677	5,076	5,170
44	State and local.....	115,741	117,272	118,302	119,655	121,232	121,040	121,813	49,862	50,458	51,091	51,475	52,240	52,384	52,650

See the footnotes at the end of the table.

and Earnings by Industry, 2001:IV–2003:II¹—Continued
seasonally adjusted at annual rates]

Southeast							Southwest							Line
2001		2002			2003		2001		2002			2003		
IV	I	II	III	IV	I ^r	II ^p	IV	I	II	III	IV	I ^r	II ^p	
1,921,712	1,944,902	1,968,792	1,979,094	1,995,385	2,021,336	2,039,369	878,046	882,369	892,577	896,253	902,617	907,344	917,036	1
1,909,328	1,932,942	1,960,888	1,969,709	1,985,419	2,009,619	2,026,578	873,115	876,382	888,558	891,633	897,513	901,635	910,867	2
12,384	11,960	7,903	9,385	9,965	11,717	12,791	4,931	5,986	4,019	4,621	5,104	5,709	6,169	3
1,323,812	1,336,926	1,347,666	1,356,296	1,368,382	1,390,390	1,402,341	662,273	661,783	667,194	670,037	674,808	677,353	685,069	4
80,790	82,891	83,642	84,066	84,604	86,368	86,920	38,051	38,738	39,069	39,163	39,302	39,593	39,864	5
9,288	8,554	8,740	8,716	8,923	8,416	8,441	417	566	568	586	614	637	633	6
1,252,309	1,262,590	1,272,763	1,280,946	1,292,701	1,312,438	1,323,861	624,639	623,611	628,694	631,461	636,120	638,397	645,838	7
371,858	373,086	380,247	379,235	377,558	377,153	377,479	139,260	139,670	142,384	141,929	141,222	140,993	141,052	8
297,545	309,226	315,782	318,913	325,126	331,745	338,029	114,148	119,088	121,499	122,863	125,274	127,954	130,146	9
7,066	9,056	11,392	10,308	9,983	10,116	10,765	2,960	4,166	4,952	4,691	4,583	4,764	4,785	10
290,480	300,171	304,390	308,605	315,143	321,629	327,263	111,188	114,922	116,548	118,172	120,691	123,190	125,361	11
1,051,906	1,057,696	1,067,060	1,069,777	1,075,874	1,090,513	1,096,485	499,814	498,563	502,748	502,704	504,171	504,209	507,213	12
131,788	136,098	139,242	142,310	145,629	148,979	150,580	57,971	59,312	60,752	62,017	63,330	64,009	64,756	13
140,137	143,132	141,364	144,209	146,880	150,898	155,276	104,489	103,908	103,695	105,316	107,307	109,135	113,100	14
8,460	8,081	3,999	5,426	5,964	7,602	8,564	3,177	4,210	2,232	2,808	3,273	3,827	4,235	15
131,677	135,051	137,365	138,783	140,916	143,295	146,711	101,312	99,698	101,463	102,508	104,035	105,308	108,865	16
12,384	11,960	7,903	9,385	9,965	11,717	12,791	4,931	5,986	4,019	4,621	5,104	5,709	6,169	17
1,311,428	1,324,966	1,339,762	1,346,910	1,358,417	1,378,673	1,389,549	657,342	655,797	663,175	665,417	669,704	671,644	678,899	18
1,068,435	1,074,416	1,085,835	1,090,852	1,097,748	1,111,015	1,118,781	549,534	544,696	550,162	550,924	553,591	552,503	558,138	19
(D)	(D)	(D)	(D)	(D)	(D)	(D)	1,468	1,509	1,526	1,582	1,589	1,602	1,618	20
10,262	9,930	9,699	9,646	9,709	9,738	10,073	25,943	25,074	25,226	25,355	26,157	25,854	27,042	21
(D)	(D)	(D)	(D)	(D)	(D)	(D)	12,841	12,742	12,632	13,023	13,186	12,416	13,011	22
87,208	87,437	87,340	87,255	87,392	89,260	91,475	45,608	46,169	46,037	45,862	46,182	46,132	47,140	23
168,715	167,309	168,798	167,872	167,253	167,840	167,092	82,398	76,293	78,039	76,785	76,502	75,372	75,440	24
95,311	95,372	96,608	95,589	95,304	95,591	95,152	50,252	48,914	50,471	49,255	48,878	47,507	47,464	25
73,405	71,937	72,190	72,284	71,949	72,249	71,940	32,147	27,379	27,568	27,530	27,624	27,864	27,976	26
67,546	68,606	69,374	69,572	69,067	70,164	70,481	37,604	37,813	37,938	37,752	37,479	37,315	37,562	27
98,247	98,890	99,797	100,659	101,120	101,868	101,919	47,753	48,149	48,468	48,557	48,506	48,730	48,764	28
50,789	50,169	50,807	51,047	50,998	52,104	51,662	27,626	25,960	26,586	27,205	27,193	26,443	26,361	29
(D)	(D)	(D)	(D)	(D)	(D)	(D)	25,680	25,135	24,533	23,959	23,974	24,052	23,905	30
69,845	70,896	71,690	72,347	74,328	75,323	77,455	39,375	38,946	39,996	39,853	40,943	41,182	42,546	31
22,591	23,292	23,868	24,204	24,566	24,702	25,627	13,611	14,047	14,451	14,383	14,675	14,236	14,794	32
104,468	103,438	104,939	105,415	106,509	108,791	109,433	53,760	53,208	53,495	53,750	53,284	53,637	53,467	33
26,277	26,466	26,877	26,789	26,929	26,416	26,887	5,047	5,302	5,174	5,196	5,221	5,520	5,616	34
56,732	60,208	60,483	59,969	59,799	60,868	61,511	27,331	28,726	28,310	28,089	27,736	27,843	28,032	35
12,826	13,032	13,247	13,679	14,111	14,395	14,215	5,051	5,102	5,233	5,372	5,501	5,609	5,541	36
122,529	124,380	127,076	130,335	132,019	134,658	135,793	53,528	54,663	56,247	57,656	58,610	59,700	60,403	37
15,786	16,082	16,172	16,106	16,425	16,630	15,984	4,922	5,170	5,304	5,416	5,476	5,448	5,248	38
(D)	(D)	(D)	(D)	(D)	(D)	(D)	22,029	22,561	22,707	22,899	23,075	23,226	23,391	39
39,497	39,833	40,211	40,380	40,706	40,761	41,046	17,957	18,127	18,260	18,228	18,304	18,186	18,257	40
242,993	250,550	253,928	256,059	260,669	267,658	270,769	107,808	111,101	113,014	114,493	116,113	119,140	120,762	41
46,932	48,915	49,421	50,003	51,179	52,813	53,336	19,470	20,351	20,688	20,953	21,467	22,138	22,523	42
31,808	35,306	35,882	36,355	36,128	39,311	40,465	10,589	11,685	11,886	12,029	11,979	13,029	13,373	43
164,253	166,329	168,625	169,700	173,363	175,535	176,968	77,750	79,065	80,440	81,510	82,667	83,973	84,866	44

Table 2. Personal Income by Major Source and Earnings by Industry, 2001:IV–2003:II¹—Continued

[Millions of dollars, seasonally adjusted at annual rates]

Line	Item	Rocky Mountain						Far West							
		2001		2002			2003		2001		2002			2003	
		IV	I	II	III	IV	I ^r	II ^p	IV	I	II	III	IV	I ^r	II ^p
Income by place of residence															
1	Personal income (lines 4–11).....	271,806	273,963	275,997	277,739	279,810	281,091	283,849	1,535,539	1,552,816	1,573,659	1,585,435	1,597,627	1,609,586	1,622,547
2	Nonfarm personal income.....	269,607	271,213	274,207	275,628	277,581	278,616	281,112	1,526,842	1,541,927	1,564,561	1,575,395	1,587,447	1,597,448	1,609,408
3	Farm income (line 17).....	2,199	2,750	1,790	2,112	2,229	2,474	2,737	8,696	10,889	9,099	10,040	10,180	12,138	13,138
Derivation of personal income															
4	Earnings by place of work (lines 12–16 or 17–44).....	202,762	203,732	204,003	205,546	207,327	208,100	210,144	1,115,862	1,123,859	1,133,456	1,141,537	1,153,489	1,164,100	1,173,616
5	Less: Personal contributions for social insurance ²	11,465	11,675	11,708	11,775	11,841	11,934	12,014	65,483	66,802	67,311	67,708	68,263	69,139	69,536
6	Plus: Adjustment for residence ³	523	512	526	531	535	542	553	-1,360	-1,407	-1,414	-1,432	-1,459	-1,483	-1,494
7	Equals: Net earnings by place of residence.....	191,820	192,568	192,822	194,303	196,021	196,708	198,682	1,049,018	1,055,650	1,064,731	1,072,397	1,083,767	1,093,478	1,102,586
8	Plus: Dividends, interest, and rent ⁴	50,670	50,875	51,886	51,815	51,660	51,658	51,788	292,767	294,087	301,072	299,472	296,907	296,387	295,608
9	Plus: Transfer payments.....	29,316	30,520	31,289	31,622	32,128	32,725	33,379	193,754	203,079	207,856	213,566	216,952	219,721	224,353
10	State unemployment insurance benefits.....	1,046	1,350	1,728	1,670	1,569	1,563	1,694	7,703	11,005	13,160	16,250	15,572	14,310	15,439
11	Transfers excluding State unemployment insurance benefits.....	28,270	29,170	29,561	29,953	30,560	31,162	31,685	186,051	192,074	194,697	197,316	201,380	205,411	208,913
Earnings by place of work															
Components of earnings:															
12	Wage and salary disbursements.....	156,032	155,596	155,941	156,393	157,148	157,200	158,109	872,448	871,950	878,378	881,455	888,150	893,133	897,420
13	Other labor income.....	19,172	19,679	20,029	20,531	21,006	21,191	21,390	97,542	99,820	102,035	104,581	107,119	108,583	109,579
14	Proprietors' income ⁵	27,558	28,457	28,033	28,622	29,173	29,709	30,645	145,871	152,090	153,043	155,500	158,220	162,384	166,618
15	Farm proprietors' income.....	1,092	1,595	627	933	1,037	1,249	1,478	1,362	3,410	1,571	2,406	2,463	4,204	4,988
16	Nonfarm proprietors' income.....	26,466	26,862	27,406	27,689	28,136	28,459	29,167	144,510	148,680	151,471	153,095	155,757	158,180	161,630
Earnings by industry															
17	Farm earnings.....	2,199	2,750	1,790	2,112	2,229	2,474	2,737	8,696	10,889	9,099	10,040	10,180	12,138	13,138
18	Nonfarm earnings.....	200,563	200,982	202,213	203,435	205,098	205,625	207,407	1,107,166	1,112,971	1,124,357	1,131,497	1,143,309	1,151,962	1,160,478
19	Private earnings.....	165,331	164,666	165,485	166,054	167,141	167,086	168,683	919,378	921,878	929,833	932,982	942,072	947,836	955,600
20	Forestry, fishing, related activities, and other ⁶	635	665	669	697	705	717	716	(D)	(D)	(D)	(D)	(D)	(D)	(D)
21	Mining.....	4,081	4,079	4,007	3,982	3,959	4,061	4,220	(D)	(D)	(D)	(D)	(D)	(D)	(D)
22	Utilities.....	(D)	(D)	(D)	(D)	(D)	(D)	(D)	9,406	9,529	9,794	9,924	9,896	10,470	10,420
23	Construction.....	16,937	16,606	16,819	16,810	16,871	16,652	16,834	73,377	75,081	75,676	75,854	77,057	78,589	79,921
24	Manufacturing.....	19,159	18,646	18,842	18,729	18,410	18,627	18,535	132,827	130,419	128,493	127,085	126,399	126,635	126,103
25	Durable goods.....	13,409	13,231	13,437	13,290	13,029	13,146	12,995	96,884	95,806	93,968	92,500	92,062	91,274	90,602
26	Nondurable goods.....	5,749	5,414	5,405	5,439	5,381	5,481	5,540	35,943	34,613	34,525	34,586	34,337	35,361	35,501
27	Wholesale trade.....	9,784	9,720	9,828	9,887	9,693	9,679	9,699	51,820	52,578	52,845	53,130	53,033	53,592	53,881
28	Retail trade.....	14,394	14,545	14,674	14,748	14,770	14,971	14,975	76,043	77,319	78,271	78,918	79,027	80,304	80,588
29	Transportation and warehousing.....	(D)	(D)	(D)	(D)	(D)	(D)	(D)	32,170	31,929	32,496	32,946	32,926	32,831	32,543
30	Information.....	(D)	(D)	(D)	(D)	(D)	(D)	(D)	66,220	63,700	64,431	64,560	64,561	63,835	66,755
31	Finance and insurance.....	11,866	11,636	11,687	11,958	12,417	12,309	12,744	67,442	67,172	68,754	69,710	71,229	69,586	71,698
32	Real estate and rental and leasing.....	3,987	4,092	4,195	4,227	4,322	4,370	4,588	22,204	22,710	23,607	23,797	24,302	24,458	25,435
33	Professional and technical services.....	18,765	18,383	18,265	18,188	18,299	18,553	18,952	116,678	114,187	114,125	113,268	114,638	116,642	116,667
34	Management of companies and enterprises.....	3,403	3,098	3,181	3,158	3,411	3,255	3,286	25,804	25,112	25,275	24,987	25,529	24,585	24,857
35	Administrative and waste services.....	7,625	7,909	7,919	7,859	7,788	7,771	7,808	44,268	46,327	46,406	46,133	46,759	46,766	46,717
36	Educational services.....	1,740	1,805	1,704	1,820	1,836	1,896	1,850	10,822	11,069	11,378	11,551	11,913	12,260	12,122
37	Health care and social assistance.....	15,461	15,744	16,160	16,499	16,875	17,171	17,396	85,483	87,508	89,692	91,651	93,896	94,672	95,858
38	Arts, entertainment, and recreation.....	2,867	3,083	2,985	2,969	3,008	2,922	2,866	17,086	17,309	17,592	17,741	18,286	18,190	17,795
39	Accommodation and food services.....	7,239	7,468	7,497	7,550	7,577	7,747	7,725	45,143	46,540	47,423	47,854	48,286	48,780	48,738
40	Other services, except public administration.....	(D)	(D)	(D)	(D)	(D)	(D)	(D)	(D)	(D)	(D)	(D)	(D)	(D)	(D)
41	Government and government enterprises.....	35,231	36,315	36,728	37,381	37,957	38,539	38,724	187,788	191,093	194,524	198,515	201,237	204,127	204,878
42	Federal, civilian.....	7,670	7,954	7,988	8,197	8,482	8,622	8,676	27,997	29,005	29,389	30,107	30,927	31,846	32,264
43	Military.....	3,084	3,423	3,509	3,552	3,502	3,806	3,919	16,979	18,825	19,243	19,573	19,639	21,434	21,997
44	State and local.....	24,477	24,938	25,232	25,632	25,973	26,111	26,128	142,812	143,263	145,893	148,835	150,670	150,847	150,618

^p Preliminary.^r Revised.^D Not shown to avoid disclosure of confidential information, but the estimates for this item are included in the total.

1. The estimates of earnings for 2001–2003 are based on the 2002 North American Industry Classification System.

2. Personal contributions for social insurance are included in earnings by type and industry, but they are excluded from personal income.

3. The adjustment for residence is the net inflow of the earnings of interarea commuters. For the United States, it consists of adjustments for border workers: Wage and salary disbursements to U.S. residents commuting to Canada less wage and salary disbursements to Canadian and Mexican residents commuting into the United States.

4. Rental income of persons includes the capital consumption adjustment.

5. Proprietors' income includes the inventory valuation adjustment and the capital consumption adjustment.

6. "Other" consists of the wage and salary disbursements of U.S. residents employed by international organizations and foreign embassies and consulates in the United States.

NOTE: The personal income level shown for the United States is derived as the sum of the state estimates. It differs from the estimate of personal income in the national income and product accounts (NIPAs) because of differences in coverage, in the methodologies used to prepare the estimates, and in the timing of the availability of source data. In particular, it differs from the NIPA estimate because, by definition, it omits the earnings of Federal civilian and military personnel stationed abroad and of U.S. residents employed abroad temporarily by private U.S. firms.