




**NHANES 2001-2002 Data Release**  
**Smoking Section of the SP Questionnaire**  
**(SMQ\_B.XPT)**  
**July 2004**

Smoked at least 100 cigarettes in life				
SMQ020	Frequency	Percent	Cumulative Frequency	Cumulative Percent
Missing	4	0.07	4	0.07
1 : Yes	2596	47.98	2600	48.05
2 : No	2801	51.76	5401	99.82
7 : Refused	4	0.07	5405	99.89
9 : Don't know	6	0.11	5411	100.00


**NHANES 2001-2002 Data Release**  
**Smoking Section of the SP Questionnaire**  
**(SMQ\_B.XPT)**  
**July 2004**

Age started smoking cigarets regularly				
SMD030	Frequency	Percent	Cumulative Frequency	Cumulative Percent
Missing	2815	52.02	2815	52.02
0 : Never smoked cigarettes regularly	147	2.72	2962	54.74
7	10	0.18	2972	54.93
8	6	0.11	2978	55.04
9	10	0.18	2988	55.22
10	23	0.43	3011	55.65
11	24	0.44	3035	56.09
12	99	1.83	3134	57.92
13	115	2.13	3249	60.04
14	155	2.86	3404	62.91
15	255	4.71	3659	67.62
16	295	5.45	3954	73.07
17	239	4.42	4193	77.49
18	377	6.97	4570	84.46
19	152	2.81	4722	87.27
20	192	3.55	4914	90.82
21	120	2.22	5034	93.03
22	72	1.33	5106	94.36
23	40	0.74	5146	95.10
24	29	0.54	5175	95.64
25	64	1.18	5239	96.82
26	20	0.37	5259	97.19
27	8	0.15	5267	97.34
28	17	0.31	5284	97.65
29	10	0.18	5294	97.84
30	36	0.67	5330	98.50
31	2	0.04	5332	98.54
32	1	0.02	5333	98.56
33	3	0.06	5336	98.61
34	4	0.07	5340	98.69
35	15	0.28	5355	98.97
36	2	0.04	5357	99.00
37	4	0.07	5361	99.08
38	2	0.04	5363	99.11
40	9	0.17	5372	99.28
41	2	0.04	5374	99.32
43	4	0.07	5378	99.39
45	3	0.06	5381	99.45



NHANES 2001-2002 Data Release  
Smoking Section of the SP Questionnaire  
(SMQ\_B.XPT)  
July 2004

Age started smoking cigarets regularly				
SMD030	Frequency	Percent	Cumulative Frequency	Cumulative Percent
46	1	0.02	5382	99.46
47	2	0.04	5384	99.50
49	1	0.02	5385	99.52
50	1	0.02	5386	99.54
54	1	0.02	5387	99.56
55	1	0.02	5388	99.57
65	1	0.02	5389	99.59
72	1	0.02	5390	99.61
999 : Don't know	21	0.39	5411	100.00



**NHANES 2001-2002 Data Release**  
**Smoking Section of the SP Questionnaire**  
**(SMQ\_B.XPT)**  
**July 2004**

Do you now smoke cigarettes				
SMQ040	Frequency	Percent	Cumulative Frequency	Cumulative Percent
Missing	2815	52.02	2815	52.02
1 : Every day,	951	17.58	3766	69.60
2 : Some days, or	220	4.07	3986	73.66
3 : Not at all?	1424	26.32	5410	99.98
9 : Don't know	1	0.02	5411	100.00



**NHANES 2001-2002 Data Release**  
**Smoking Section of the SP Questionnaire**  
**(SMQ\_B.XPT)**  
**July 2004**

How long since quit smoking cigarettes				
SMQ050Q	Frequency	Percent	Cumulative Frequency	Cumulative Percent
Missing	3987	73.68	3987	73.68
1 to 75	1414	26.13	5401	99.82
99999 : Don't know	10	0.18	5411	100.00



**NHANES 2001-2002 Data Release**  
**Smoking Section of the SP Questionnaire**  
**(SMQ\_B.XPT)**  
**July 2004**

Unit of measure (day/week/month/year)				
SMQ050U	Frequency	Percent	Cumulative Frequency	Cumulative Percent
Missing	3997	73.87	3997	73.87
1 : Days	11	0.20	4008	74.07
2 : Weeks	20	0.37	4028	74.44
3 : Months	129	2.38	4157	76.82
4 : Years	1254	23.18	5411	100.00



**NHANES 2001-2002 Data Release**  
**Smoking Section of the SP Questionnaire**  
**(SMQ\_B.XPT)**  
**July 2004**

Age last smoked cigarettes regularly				
SMD055	Frequency	Percent	Cumulative Frequency	Cumulative Percent
Missing	4140	76.51	4140	76.51
1 to 92	1267	23.42	5407	99.93
999 : Don't know	4	0.07	5411	100.00



**NHANES 2001-2002 Data Release**  
**Smoking Section of the SP Questionnaire**  
**(SMQ\_B.XPT)**  
**July 2004**

# cigarettes smoked per day when quit				
SMD057	Frequency	Percent	Cumulative Frequency	Cumulative Percent
Missing	4140	76.51	4140	76.51
1	79	1.46	4219	77.97
2	63	1.16	4282	79.14
3	52	0.96	4334	80.10
4	55	1.02	4389	81.11
5	75	1.39	4464	82.50
6	23	0.43	4487	82.92
7	14	0.26	4501	83.18
8	15	0.28	4516	83.46
9	2	0.04	4518	83.50
10	202	3.73	4720	87.23
11	2	0.04	4722	87.27
12	10	0.18	4732	87.45
13	1	0.02	4733	87.47
14	1	0.02	4734	87.49
15	45	0.83	4779	88.32
16	2	0.04	4781	88.36
17	1	0.02	4782	88.38
18	8	0.15	4790	88.52
20	335	6.19	5125	94.71
24	2	0.04	5127	94.75
25	8	0.15	5135	94.90
30	62	1.15	5197	96.05
35	4	0.07	5201	96.12
38	1	0.02	5202	96.14
39	1	0.02	5203	96.16
40	120	2.22	5323	98.37
42	1	0.02	5324	98.39
45	4	0.07	5328	98.47
50	13	0.24	5341	98.71
55	1	0.02	5342	98.72
60	38	0.70	5380	99.43
70	2	0.04	5382	99.46
80	12	0.22	5394	99.69
90	2	0.04	5396	99.72
95	4	0.07	5400	99.80
999 : Don't know	11	0.20	5411	100.00






**NHANES 2001-2002 Data Release**  
**Smoking Section of the SP Questionnaire**  
**(SMQ\_B.XPT)**  
**July 2004**

# cigarettes smoked per day now				
SMD070	Frequency	Percent	Cumulative Frequency	Cumulative Percent
Missing	4460	82.42	4460	82.42
1	27	0.50	4487	82.92
2	24	0.44	4511	83.37
3	32	0.59	4543	83.96
4	31	0.57	4574	84.53
5	49	0.91	4623	85.44
6	29	0.54	4652	85.97
7	20	0.37	4672	86.34
8	21	0.39	4693	86.73
9	4	0.07	4697	86.80
10	186	3.44	4883	90.24
11	2	0.04	4885	90.28
12	12	0.22	4897	90.50
13	3	0.06	4900	90.56
14	2	0.04	4902	90.59
15	71	1.31	4973	91.91
16	4	0.07	4977	91.98
17	6	0.11	4983	92.09
18	6	0.11	4989	92.20
20	312	5.77	5301	97.97
22	3	0.06	5304	98.02
23	1	0.02	5305	98.04
25	11	0.20	5316	98.24
26	1	0.02	5317	98.26
27	1	0.02	5318	98.28
30	55	1.02	5373	99.30
35	3	0.06	5376	99.35
40	28	0.52	5404	99.87
45	1	0.02	5405	99.89
50	3	0.06	5408	99.94
60	2	0.04	5410	99.98
65	1	0.02	5411	100.00



**NHANES 2001-2002 Data Release**  
**Smoking Section of the SP Questionnaire**  
**(SMQ\_B.XPT)**  
**July 2004**

How many years smoked this amount				
SMD075	Frequency	Percent	Cumulative Frequency	Cumulative Percent
Missing	4460	82.42	4460	82.42
1 to 70	935	17.28	5395	99.70
999 : Don't know	16	0.30	5411	100.00



**NHANES 2001-2002 Data Release**  
**Smoking Section of the SP Questionnaire**  
**(SMQ\_B.XPT)**  
**July 2004**

How soon after waking do you smoke				
SMQ077	Frequency	Percent	Cumulative Frequency	Cumulative Percent
Missing	4460	82.42	4460	82.42
1 : Within 5 minutes,	287	5.30	4747	87.73
2 : From 6 to 30 minutes,	239	4.42	4986	92.15
3 : From more than 30 minutes to one hour, or	196	3.62	5182	95.77
4 : More than one hour?	229	4.23	5411	100.00



NHANES 2001-2002 Data Release  
Smoking Section of the SP Questionnaire  
(SMQ\_B.XPT)  
July 2004

# days smoked cigs during past 30 days				
SMD080	Frequency	Percent	Cumulative Frequency	Cumulative Percent
Missing	4240	78.36	4240	78.36
0	4	0.07	4244	78.43
1	20	0.37	4264	78.80
2	18	0.33	4282	79.14
3	12	0.22	4294	79.36
4	12	0.22	4306	79.58
5	13	0.24	4319	79.82
6	8	0.15	4327	79.97
7	9	0.17	4336	80.13
8	10	0.18	4346	80.32
10	26	0.48	4372	80.80
12	5	0.09	4377	80.89
14	2	0.04	4379	80.93
15	39	0.72	4418	81.65
16	2	0.04	4420	81.69
18	1	0.02	4421	81.70
20	47	0.87	4468	82.57
21	2	0.04	4470	82.61
22	2	0.04	4472	82.65
23	1	0.02	4473	82.66
24	2	0.04	4475	82.70
25	14	0.26	4489	82.96
26	1	0.02	4490	82.98
27	4	0.07	4494	83.05
28	7	0.13	4501	83.18
29	4	0.07	4505	83.26
30	906	16.74	5411	100.00



**NHANES 2001-2002 Data Release  
Smoking Section of the SP Questionnaire  
(SMQ\_B.XPT)  
July 2004**

Avg # cigarettes/day during past 30 days				
SMD090	Frequency	Percent	Cumulative Frequency	Cumulative Percent
Missing	4240	78.36	4240	78.36
1	72	1.33	4312	79.69
2	74	1.37	4386	81.06
3	63	1.16	4449	82.22
4	43	0.79	4492	83.02
5	76	1.40	4568	84.42
6	40	0.74	4608	85.16
7	21	0.39	4629	85.55
8	25	0.46	4654	86.01
9	5	0.09	4659	86.10
10	194	3.59	4853	89.69
11	1	0.02	4854	89.71
12	16	0.30	4870	90.00
13	4	0.07	4874	90.08
14	2	0.04	4876	90.11
15	71	1.31	4947	91.42
16	4	0.07	4951	91.50
17	4	0.07	4955	91.57
18	5	0.09	4960	91.67
20	321	5.93	5281	97.60
22	3	0.06	5284	97.65
23	1	0.02	5285	97.67
25	14	0.26	5299	97.93
26	2	0.04	5301	97.97
30	68	1.26	5369	99.22
33	1	0.02	5370	99.24
35	3	0.06	5373	99.30
40	29	0.54	5402	99.83
45	1	0.02	5403	99.85
50	4	0.07	5407	99.93
60	3	0.06	5410	99.98
90	1	0.02	5411	100.00



**NHANES 2001-2002 Data Release**  
**Smoking Section of the SP Questionnaire**  
**(SMQ\_B.XPT)**  
**July 2004**

Smoked a pipe at least 20 times in life				
SMQ120	Frequency	Percent	Cumulative Frequency	Cumulative Percent
Missing	4	0.07	4	0.07
1 : Yes	458	8.46	462	8.54
2 : No	4941	91.31	5403	99.85
7 : Refused	4	0.07	5407	99.93
9 : Don't know	4	0.07	5411	100.00



**NHANES 2001-2002 Data Release**  
**Smoking Section of the SP Questionnaire**  
**(SMQ\_B.XPT)**  
**July 2004**

Age started pipe smoking regularly				
SMD130	Frequency	Percent	Cumulative Frequency	Cumulative Percent
Missing	4953	91.54	4953	91.54
0 : Never smoked a pipe regularly	176	3.25	5129	94.79
10	1	0.02	5130	94.81
11	1	0.02	5131	94.83
12	2	0.04	5133	94.86
13	1	0.02	5134	94.88
14	8	0.15	5142	95.03
15	3	0.06	5145	95.08
16	8	0.15	5153	95.23
17	9	0.17	5162	95.40
18	22	0.41	5184	95.80
19	15	0.28	5199	96.08
20	26	0.48	5225	96.56
21	11	0.20	5236	96.77
22	15	0.28	5251	97.04
23	12	0.22	5263	97.26
24	10	0.18	5273	97.45
25	26	0.48	5299	97.93
26	5	0.09	5304	98.02
27	4	0.07	5308	98.10
28	8	0.15	5316	98.24
30	33	0.61	5349	98.85
32	4	0.07	5353	98.93
33	3	0.06	5356	98.98
34	1	0.02	5357	99.00
35	17	0.31	5374	99.32
36	1	0.02	5375	99.33
37	3	0.06	5378	99.39
38	1	0.02	5379	99.41
39	2	0.04	5381	99.45
40	7	0.13	5388	99.57
42	2	0.04	5390	99.61
45	6	0.11	5396	99.72
48	1	0.02	5397	99.74
49	1	0.02	5398	99.76
50	5	0.09	5403	99.85
51	1	0.02	5404	99.87
58	1	0.02	5405	99.89



NHANES 2001-2002 Data Release  
Smoking Section of the SP Questionnaire  
(SMQ\_B.XPT)  
July 2004

Age started pipe smoking regularly				
SMD130	Frequency	Percent	Cumulative Frequency	Cumulative Percent
79	1	0.02	5406	99.91
999 : Don't know	5	0.09	5411	100.00





**NHANES 2001-2002 Data Release**  
**Smoking Section of the SP Questionnaire**  
**(SMQ\_B.XPT)**  
**July 2004**

Do you now smoke a pipe...				
SMQ140	Frequency	Percent	Cumulative Frequency	Cumulative Percent
Missing	5134	94.88	5134	94.88
1 : Every day,	6	0.11	5140	94.99
2 : Some days, or	17	0.31	5157	95.31
3 : Not at all?	254	4.69	5411	100.00



**NHANES 2001-2002 Data Release**  
**Smoking Section of the SP Questionnaire**  
**(SMQ\_B.XPT)**  
**July 2004**

# pipefuls of tobacco smoked per day				
SMQ143	Frequency	Percent	Cumulative Frequency	Cumulative Percent
Missing	5405	99.89	5405	99.89
2	1	0.02	5406	99.91
4	2	0.04	5408	99.94
6	2	0.04	5410	99.98
15	1	0.02	5411	100.00



NHANES 2001-2002 Data Release  
Smoking Section of the SP Questionnaire  
(SMQ\_B.XPT)  
July 2004

# years smoked this amount of pipes				
SMQ145	Frequency	Percent	Cumulative Frequency	Cumulative Percent
Missing	5405	99.89	5405	99.89
5	1	0.02	5406	99.91
10	1	0.02	5407	99.93
21	1	0.02	5408	99.94
30	1	0.02	5409	99.96
48	1	0.02	5410	99.98
99999 : Don't know	1	0.02	5411	100.00



**NHANES 2001-2002 Data Release**  
**Smoking Section of the SP Questionnaire**  
**(SMQ\_B.XPT)**  
**July 2004**

Smoked cigars at least 20 times in life				
SMQ150	Frequency	Percent	Cumulative Frequency	Cumulative Percent
Missing	4	0.07	4	0.07
1 : Yes	647	11.96	651	12.03
2 : No	4752	87.82	5403	99.85
7 : Refused	4	0.07	5407	99.93
9 : Don't know	4	0.07	5411	100.00



**NHANES 2001-2002 Data Release**  
**Smoking Section of the SP Questionnaire**  
**(SMQ\_B.XPT)**  
**July 2004**

Age started cigar smoking regularly				
SMD160	Frequency	Percent	Cumulative Frequency	Cumulative Percent
Missing	4764	88.04	4764	88.04
0 : Never smoked cigars regularly	339	6.27	5103	94.31
7 to 84	305	5.64	5408	99.94
999 : Don't know	3	0.06	5411	100.00



**NHANES 2001-2002 Data Release**  
**Smoking Section of the SP Questionnaire**  
**(SMQ\_B.XPT)**  
**July 2004**

Do you now smoke cigars				
SMQ170	Frequency	Percent	Cumulative Frequency	Cumulative Percent
Missing	5106	94.36	5106	94.36
1 : Every day,	27	0.50	5133	94.86
2 : Some days, or	70	1.29	5203	96.16
3 : Not at all?	208	3.84	5411	100.00



NHANES 2001-2002 Data Release  
Smoking Section of the SP Questionnaire  
(SMQ\_B.XPT)  
July 2004

# cigars smokes per day				
SMQ173	Frequency	Percent	Cumulative Frequency	Cumulative Percent
Missing	5384	99.50	5384	99.50
1	4	0.07	5388	99.57
2	4	0.07	5392	99.65
3	3	0.06	5395	99.70
4	1	0.02	5396	99.72
5	4	0.07	5400	99.80
6	2	0.04	5402	99.83
12	1	0.02	5403	99.85
20	7	0.13	5410	99.98
30	1	0.02	5411	100.00



NHANES 2001-2002 Data Release  
Smoking Section of the SP Questionnaire  
(SMQ\_B.XPT)  
July 2004

# years smoked this amount of cigars				
SMQ175	Frequency	Percent	Cumulative Frequency	Cumulative Percent
Missing	5384	99.50	5384	99.50
1	2	0.04	5386	99.54
2	6	0.11	5392	99.65
3	4	0.07	5396	99.72
4	1	0.02	5397	99.74
5	2	0.04	5399	99.78
6	1	0.02	5400	99.80
7	1	0.02	5401	99.82
9	1	0.02	5402	99.83
10	2	0.04	5404	99.87
20	1	0.02	5405	99.89
27	1	0.02	5406	99.91
39	1	0.02	5407	99.93
48	1	0.02	5408	99.94
50	2	0.04	5410	99.98
99999 : Don't know	1	0.02	5411	100.00





**NHANES 2001-2002 Data Release**  
**Smoking Section of the SP Questionnaire**  
**(SMQ\_B.XPT)**  
**July 2004**

Used snuff at least 20 times in life				
SMQ180	Frequency	Percent	Cumulative Frequency	Cumulative Percent
Missing	4	0.07	4	0.07
1 : Yes	207	3.83	211	3.90
2 : No	5190	95.92	5401	99.82
7 : Refused	5	0.09	5406	99.91
9 : Don't know	5	0.09	5411	100.00



**NHANES 2001-2002 Data Release**  
**Smoking Section of the SP Questionnaire**  
**(SMQ\_B.XPT)**  
**July 2004**

Age started using snuff regularly				
SMD190	Frequency	Percent	Cumulative Frequency	Cumulative Percent
Missing	5204	96.17	5204	96.17
0 : Never used snuff regularly	35	0.65	5239	96.82
7	3	0.06	5242	96.88
8	3	0.06	5245	96.93
9	2	0.04	5247	96.97
10	4	0.07	5251	97.04
11	3	0.06	5254	97.10
12	8	0.15	5262	97.25
13	5	0.09	5267	97.34
14	7	0.13	5274	97.47
15	11	0.20	5285	97.67
16	18	0.33	5303	98.00
17	14	0.26	5317	98.26
18	15	0.28	5332	98.54
19	4	0.07	5336	98.61
20	12	0.22	5348	98.84
21	4	0.07	5352	98.91
22	2	0.04	5354	98.95
23	3	0.06	5357	99.00
24	3	0.06	5360	99.06
25	5	0.09	5365	99.15
26	1	0.02	5366	99.17
27	4	0.07	5370	99.24
28	4	0.07	5374	99.32
30	9	0.17	5383	99.48
32	1	0.02	5384	99.50
34	2	0.04	5386	99.54
35	3	0.06	5389	99.59
37	1	0.02	5390	99.61
38	2	0.04	5392	99.65
40	5	0.09	5397	99.74
43	1	0.02	5398	99.76
45	1	0.02	5399	99.78
48	1	0.02	5400	99.80
50	1	0.02	5401	99.82
52	1	0.02	5402	99.83
55	1	0.02	5403	99.85
58	1	0.02	5404	99.87



**NHANES 2001-2002 Data Release**  
**Smoking Section of the SP Questionnaire**  
**(SMQ\_B.XPT)**  
**July 2004**

Age started using snuff regularly				
SMD190	Frequency	Percent	Cumulative Frequency	Cumulative Percent
67	1	0.02	5405	99.89
70	1	0.02	5406	99.91
71	1	0.02	5407	99.93
76	1	0.02	5408	99.94
999 : Don't know	3	0.06	5411	100.00



**NHANES 2001-2002 Data Release**  
**Smoking Section of the SP Questionnaire**  
**(SMQ\_B.XPT)**  
**July 2004**

Do you now use snuff ...				
SMQ200	Frequency	Percent	Cumulative Frequency	Cumulative Percent
Missing	5242	96.88	5242	96.88
1 : Every day,	37	0.68	5279	97.56
2 : Some days, or	23	0.43	5302	97.99
3 : Not at all?	109	2.01	5411	100.00



NHANES 2001-2002 Data Release  
Smoking Section of the SP Questionnaire  
(SMQ\_B.XPT)  
July 2004

# snuff pinches/dips/rubs per day				
SMD203	Frequency	Percent	Cumulative Frequency	Cumulative Percent
Missing	5374	99.32	5374	99.32
1	1	0.02	5375	99.33
2	4	0.07	5379	99.41
3	6	0.11	5385	99.52
4	5	0.09	5390	99.61
5	5	0.09	5395	99.70
6	2	0.04	5397	99.74
8	3	0.06	5400	99.80
9	1	0.02	5401	99.82
10	3	0.06	5404	99.87
11	1	0.02	5405	99.89
12	2	0.04	5407	99.93
15	1	0.02	5408	99.94
20	2	0.04	5410	99.98
777 : Refused	1	0.02	5411	100.00




NHANES 2001-2002 Data Release  
Smoking Section of the SP Questionnaire  
(SMQ\_B.XPT)  
July 2004

# years used this amount of snuff				
SMQ205	Frequency	Percent	Cumulative Frequency	Cumulative Percent
Missing	5374	99.32	5374	99.32
1	1	0.02	5375	99.33
2	2	0.04	5377	99.37
4	1	0.02	5378	99.39
5	1	0.02	5379	99.41
6	1	0.02	5380	99.43
8	2	0.04	5382	99.46
10	5	0.09	5387	99.56
11	1	0.02	5388	99.57
12	1	0.02	5389	99.59
13	2	0.04	5391	99.63
14	1	0.02	5392	99.65
15	2	0.04	5394	99.69
18	2	0.04	5396	99.72
20	4	0.07	5400	99.80
25	1	0.02	5401	99.82
28	1	0.02	5402	99.83
30	1	0.02	5403	99.85
31	1	0.02	5404	99.87
39	1	0.02	5405	99.89
40	1	0.02	5406	99.91
52	1	0.02	5407	99.93
57	1	0.02	5408	99.94
60	1	0.02	5409	99.96
66	1	0.02	5410	99.98
85	1	0.02	5411	100.00



**NHANES 2001-2002 Data Release**  
**Smoking Section of the SP Questionnaire**  
**(SMQ\_B.XPT)**  
**July 2004**

Used chewing tobacco 20 times in life				
SMQ210	Frequency	Percent	Cumulative Frequency	Cumulative Percent
Missing	4	0.07	4	0.07
1 : Yes	241	4.45	245	4.53
2 : No	5160	95.36	5405	99.89
7 : Refused	4	0.07	5409	99.96
9 : Don't know	2	0.04	5411	100.00


**NHANES 2001-2002 Data Release**  
**Smoking Section of the SP Questionnaire**  
**(SMQ\_B.XPT)**  
**July 2004**

Age started chewing tobacco regularly				
SMD220	Frequency	Percent	Cumulative Frequency	Cumulative Percent
Missing	5170	95.55	5170	95.55
0 : Never used chewing tobacco regularly	72	1.33	5242	96.88
7	3	0.06	5245	96.93
8	2	0.04	5247	96.97
9	4	0.07	5251	97.04
10	3	0.06	5254	97.10
11	4	0.07	5258	97.17
12	7	0.13	5265	97.30
13	4	0.07	5269	97.38
14	5	0.09	5274	97.47
15	15	0.28	5289	97.75
16	14	0.26	5303	98.00
17	7	0.13	5310	98.13
18	19	0.35	5329	98.48
19	9	0.17	5338	98.65
20	15	0.28	5353	98.93
21	5	0.09	5358	99.02
22	3	0.06	5361	99.08
23	4	0.07	5365	99.15
24	1	0.02	5366	99.17
25	4	0.07	5370	99.24
27	3	0.06	5373	99.30
28	1	0.02	5374	99.32
29	2	0.04	5376	99.35
30	4	0.07	5380	99.43
31	1	0.02	5381	99.45
33	1	0.02	5382	99.46
34	1	0.02	5383	99.48
35	1	0.02	5384	99.50
36	1	0.02	5385	99.52
37	1	0.02	5386	99.54
38	2	0.04	5388	99.57
40	5	0.09	5393	99.67
45	4	0.07	5397	99.74
48	1	0.02	5398	99.76
49	1	0.02	5399	99.78
50	2	0.04	5401	99.82
53	1	0.02	5402	99.83





NHANES 2001-2002 Data Release  
Smoking Section of the SP Questionnaire  
(SMQ\_B.XPT)  
July 2004

Age started chewing tobacco regularly				
SMD220	Frequency	Percent	Cumulative Frequency	Cumulative Percent
54	1	0.02	5403	99.85
55	2	0.04	5405	99.89
60	1	0.02	5406	99.91
66	1	0.02	5407	99.93
77	1	0.02	5408	99.94
84	1	0.02	5409	99.96
999 : Don't know	2	0.04	5411	100.00



**NHANES 2001-2002 Data Release**  
**Smoking Section of the SP Questionnaire**  
**(SMQ\_B.XPT)**  
**July 2004**

Do you now use chewing tobacco...				
SMQ230	Frequency	Percent	Cumulative Frequency	Cumulative Percent
Missing	5244	96.91	5244	96.91
1 : Every day,	21	0.39	5265	97.30
2 : Some days, or	19	0.35	5284	97.65
3 : Not at all?	127	2.35	5411	100.00



NHANES 2001-2002 Data Release  
Smoking Section of the SP Questionnaire  
(SMQ\_B.XPT)  
July 2004

# chewing plugs/wads/chaws per day				
SMD233	Frequency	Percent	Cumulative Frequency	Cumulative Percent
Missing	5390	99.61	5390	99.61
1	5	0.09	5395	99.70
2	1	0.02	5396	99.72
3	2	0.04	5398	99.76
4	1	0.02	5399	99.78
5	3	0.06	5402	99.83
6	1	0.02	5403	99.85
8	2	0.04	5405	99.89
10	4	0.07	5409	99.96
11	1	0.02	5410	99.98
15	1	0.02	5411	100.00



NHANES 2001-2002 Data Release  
Smoking Section of the SP Questionnaire  
(SMQ\_B.XPT)  
July 2004

# years used this chewing tobacco amount				
SMD235	Frequency	Percent	Cumulative Frequency	Cumulative Percent
Missing	5390	99.61	5390	99.61
1	3	0.06	5393	99.67
2	2	0.04	5395	99.70
4	2	0.04	5397	99.74
5	2	0.04	5399	99.78
6	2	0.04	5401	99.82
8	1	0.02	5402	99.83
16	1	0.02	5403	99.85
17	1	0.02	5404	99.87
20	1	0.02	5405	99.89
25	1	0.02	5406	99.91
30	1	0.02	5407	99.93
40	1	0.02	5408	99.94
45	1	0.02	5409	99.96
52	1	0.02	5410	99.98
60	1	0.02	5411	100.00