

United States
Department of
Agriculture



Federal Crop
Insurance
Corporation



Product
Development
Division

FCIC-25320 (05-1999)

PEANUT LOSS ADJUSTMENT STANDARDS HANDBOOK

1999 and Succeeding Crop Years

**UNITED STATES DEPARTMENT OF AGRICULTURE
WASHINGTON, D.C. 20250**

FEDERAL CROP INSURANCE HANDBOOK	NUMBER: 25320
SUBJECT: PEANUT LOSS ADJUSTMENT STANDARDS HANDBOOK 1999 AND SUCCEEDING CROP YEARS	DATE: May 27, 1999
	OPI: Product Development Division
	APPROVED: \S\ Tim Hoffmann for Tim Witt Deputy Administrator, Research and Development

THIS HANDBOOK CONTAINS THE OFFICIAL FCIC-APPROVED LOSS ADJUSTMENT STANDARDS FOR THIS CROP FOR THE 1999 AND SUCCEEDING CROP YEARS. IN THE ABSENCE OF INDUSTRY-DEVELOPED, FCIC-APPROVED PROCEDURE FOR THIS CROP FOR 1999 AND SUCCEEDING CROP YEARS, ALL REINSURED COMPANIES WILL UTILIZE THESE STANDARDS FOR BOTH LOSS ADJUSTMENT AND LOSS TRAINING.

SUMMARY OF CHANGES/CONTROL CHART

Major Changes: See changes or additions in text which have been redlined. Three stars (***) identify information that has been removed.

Removes: The following forms:

- ! Waiver (of Right) to Transfer Segregation II and III Peanuts to Quota Loan; and
- ! Peanut Computation Sheet; and Peanut Computation Sheet (VC Peanuts).

Adds:

1. Information concerning Limitation on Multiple Benefits for the Same Loss (Section 3D).
2. The use of the Peanut Inspection Notesheet Form FV - 95 from USDA Federal-State Inspection Service for inspection and grading of peanuts in place of the previous Peanut Computation Sheets (Section 6D).

Revises:

1. The plant spacing for Runners from 12 inches to 6 inches and Virginia from 8 inches to 6 inches (Section 6B).
2. The percent of reduction appraisal method for the Stress Damage to a Stress Damage Modification requiring the insurance provider's authorization (Section 7B).
3. Quality Factor (item K) Section I of the Production Worksheet.

PEANUT LOSS ADJUSTMENT STANDARDS HANDBOOK

SUMMARY OF CHANGES/CONTROL CHART (Continued)

4. Final settlement of the claim requirements in General Information (Section 9B) Section II of the Production Worksheet, General Information item 6.
5. Quota (Q), Non-Quota (NQ), or Bale No. (item F) Section II of the Production Worksheet by requiring the effective poundage marketing quota determined at the final settlement of the claim prior to any deductions for quota transfers.
6. Value Per Pound (item H₁) of Section II of the Production Worksheet by removing all instructions for the Waiver (of right) to Transfer Segregation II and III Peanuts to Quota Loan.
7. Pods (Unshelled Peanuts) Per Pound Table by removing the requirement for the Regional Service Office to issue a letter each year for the number of pods per pound for appraisal purposes (Reference Material Section 10 Table B).
8. Quality Adjustment Examples (Exhibit 2).

Control Chart For: Peanut Loss Adjustment Standards Handbook						
	SC Page(s)	TC Page(s)	Text Page(s)	Reference Material	Date	Directive No.
Remove	FCIC-M8-664, 30320-1,30320-2 and replace with FCIC-25320					
Current Index	1-2	1-2	1-40	41-45	05-1999	FCIC-25320

PEANUT LOSS ADJUSTMENT HANDBOOK

TABLE OF CONTENTS

	<u>PAGE</u>
1. INTRODUCTION	1
2. SPECIAL INSTRUCTIONS	1
A. DISTRIBUTION	1
B. TERMS, ABBREVIATIONS, AND DEFINITIONS	1
3. INSURANCE CONTRACT INFORMATION	2
A. INSURABILITY	2
B. PROVISIONS NOT APPLICABLE TO CAT COVERAGE	3
C. UNIT DIVISION	3
D. LIMITATION ON MULTIPLE BENEFITS FOR THE SAME LOSS	3
4. REPLANTING PAYMENT PROCEDURES	4
A. GENERAL INFORMATION	4
B. QUALIFICATIONS FOR REPLANTING PAYMENT	4
C. MAXIMUM REPLANTING PAYMENT	5
D. REPLANTING PAYMENT INSPECTIONS	5
5. PEANUT APPRAISALS	6
A. GENERAL INFORMATION	6
B. SELECTING REPRESENTATIVE SAMPLES FOR APPRAISALS	6
C. MEASURING ROW WIDTH FOR SAMPLE SELECTION	6
D. STAGES OF GROWTH	7
6. APPRAISAL METHODS	7
A. GENERAL INFORMATION	7
B. STAND REDUCTION METHOD - "BEFORE PODDING"	7
C. PLANT AND POD COUNT METHOD - "AFTER PODDING"	9
D. THRESHED SAMPLE METHOD - "AFTER PODDING"	10
7. APPRAISAL DEVIATIONS AND MODIFICATIONS	11
A. DEVIATIONS	11
B. MODIFICATIONS	11

PEANUT LOSS ADJUSTMENT HANDBOOK

TABLE OF CONTENTS (Continued)

8. APPRAISAL WORKSHEET ENTRIES AND COMPLETION PROCEDURES	12
A. GENERAL INFORMATION	12
B. WORKSHEET ENTRIES AND COMPLETION INFORMATION	12
STAND REDUCTION METHOD - "BEFORE PODDING"	13
PLANT AND POD COUNT METHOD - "AFTER PODDING"	14
THRESHED SAMPLE METHOD	16
STAND REDUCTION METHOD EXAMPLE	17
PLANT AND POD COUNT METHOD EXAMPLE	18
THRESHED SAMPLE METHOD EXAMPLE	19
9. CLAIM FORM ENTRIES AND COMPLETION PROCEDURES	20
A. GENERAL INFORMATION	20
B. FORM ENTRIES AND COMPLETION INFORMATION	21
SECTION I - ACREAGE APPRAISED, PRODUCTION AND ADJUSTMENTS	23
SECTION II - HARVESTED PRODUCTION	30
CLAIM FORM EXAMPLE	38
CLAIM FORM EXAMPLE (REPLANT)	39
10. REFERENCE MATERIAL	41
TABLE A - MINIMUM REPRESENTATIVE SAMPLE REQUIREMENTS	41
TABLE B - PODS (UNSHELLED PEANUTS) PER POUND TABLE	41
TABLE C - SINGLE ROW LENGTH FOR EACH SAMPLE	42
EXHIBITS	
EXHIBIT 1 - FSA REQUIRED AUTHORIZATION STATEMENT	43
EXHIBIT 2 - QUALITY ADJUSTMENT EXAMPLES	44

1. INTRODUCTION

This handbook identifies the crop-specific procedural requirements for adjusting Multiple Peril Crop Insurance (MPCI) losses in a uniform and timely manner. These procedures, which include crop appraisal methods and claims completion instructions, supplement the general (not crop-specific) procedures, forms, and manuals for loss adjustment identified in the Loss Adjustment Manual (LAM).

2. SPECIAL INSTRUCTIONS

This handbook remains in effect until superseded by reissuance of **either** the entire handbook **or** selected portions (through slipsheets or bulletins). If slipsheets have been issued for a handbook, the original handbook as amended by slipsheet pages shall constitute the handbook. A bulletin can supersede either the original handbook or subsequent slipsheets.

A. DISTRIBUTION

The following is the minimum distribution of forms completed by the adjuster for the loss adjustment inspection:

One legible copy to insured. The original and all remaining copies as instructed by the insurance provider.

NOTE: It is the insurance provider's responsibility to maintain original insurance documents relative to policyholder servicing as designated in their approved plan of operations.

B. TERMS, ABBREVIATIONS, AND DEFINITIONS

- (1) Terms, abbreviations, and definitions that are **general** (not crop specific) to loss adjustment are identified in the LAM.
- (2) Terms, abbreviations, and definitions **specific** to peanut loss adjustment and this handbook, which are not defined in this section or in the crop provisions, are defined as they appear in the text.
- (3) Abbreviations:

AMTA	Agricultural Market Transition Act
AMS	Agricultural Marketing Service
CCC	Commodity Credit Corporation
LSK	Loose Shell Kernels
SE	Southeast
SW	Southwest

3. INSURANCE CONTRACT INFORMATION

The insurance provider is to determine that the insured has complied with all policy provisions of the insurance contract. Crop provisions which are to be considered in this determination include (but are not limited to):

A. INSURABILITY

(1) Insured Crop

The crop insured will be all the peanuts in the county for which the insured has a share and which a premium rate is provided by the actuarial documents:

- (a) That are planted for the purpose of marketing as farmer's stock peanuts;
- (b) That are the type of peanut designated in the Special Provisions as being insurable; and
- (c) That are not (unless allowed by the Special Provisions or by written agreement):
 - 1 Planted for the purpose of harvesting as green peanuts;
 - 2 Interplanted with another crop; or
 - 3 Planted into an established grass or legume.

(2) Insurable Acreage

In addition to the provisions of section 9 (Insurable Acreage) of the Basic Provisions:

- (a) Any acreage of the insured crop damaged before the final planting date, to the extent that the majority of producers in the area would not normally further care for the crop, must be replanted unless the insurance provider agrees that replanting is not practical. Refer to the LAM for replanting provisions issues. See section 4 of this handbook for replanting payment procedures.
- (b) Acreage not insured includes any acreage:
 - 1 On which peanuts are grown using no-till or minimum tillage farming methods unless allowed by the Special Provisions or written agreement; or
 - 2 Which does not meet the rotation requirements, if any, contained in the Special Provisions.

B. PROVISIONS NOT APPLICABLE TO CAT COVERAGE

- (1) Optional Units.
- (2) Written Agreements.
- (3) Hail and Fire Exclusion provisions (also not applicable to limited coverage).
- (4) High Risk Land Exclusion.
- (5) Replanting Payments.

C. UNIT DIVISION

See the insurance contract for unit provisions. **NOTE:** Unless limited by the Crop or Special Provisions, a basic unit, as defined in the Basic Provisions, may be divided into optional units if, for each optional unit, all conditions stated in the applicable provisions are met.

D. LIMITATION ON MULTIPLE BENEFITS FOR THE SAME LOSS

In accordance with the Federal Crop Insurance Act (Public Law 104-127, dated April 4, 1996) the following procedure applies in the event of a crop loss.

- (1) Insured's with the CAT level of coverage **must elect to either receive:**

- (a) the indemnity under the Peanut Crop Provisions; or
- (b) if applicable, benefits from the CCC Quota Loan Pool, **but not both.**

NOTE: If the insured elects to receive an indemnity and then later determines that the benefits from the CCC Quota Loan Pool would have been greater, the insured may refund the total amount of the indemnity to the insurance provider and receive the CCC Quota Loan Pool benefits. If other USDA benefits for the same crop loss are NOT available until after the producer filed a claim for indemnity, the insured may refund the total amount of the indemnity to the insurance provider and receive another USDA benefit.

- (2) Insured's with LIMITED or ADDITIONAL level of coverage **may receive an indemnity and benefits** under any other USDA program for the same loss, e.g., the CCC Quota Loan Pool. However, the total amount received from all sources may not exceed the amount of the actual loss sustained by the insured. FSA will determine and pay the additional amount due to the insured, after first considering the amount of any crop insurance indemnity.

NOTE: The above procedure applies unless specifically limited by the crop insurance contract or by law. AMTA payments, farm ownership, operating loans, and emergency loans under subtitle C of the Consolidated Farm and Rural Development Act (7 U.S.C. 1961 et seq.) may be obtained from the USDA in addition to insurance indemnities.

4. REPLANTING PAYMENT PROCEDURES

A. GENERAL INFORMATION

- (1) Replanting payments made on acreage replanted by a practice that was uninsurable as an original planting will require the deduction of the replanting payment for such acreage from the original unit liability. If the unit dollar loss (final claim) is less than the original unit liability minus such replant payment, the actual indemnity dollar amount will not be affected by the replanting payment. The premium will not be reduced.
- (2) No replanting payment will be made on acreage on which a prior replanting payment has been made during the current crop year.

NOTE: Refer to section 9B, Item G, Type/Class/Variety for procedure regarding replanting acreage to a different type than the type initially planted and reported.

B. QUALIFICATIONS FOR REPLANTING PAYMENT

To qualify for replanting payment, the:

- (1) insured crop must have been damaged by an insurable cause;
- (2) insurance provider determines that it is practical to replant;
- (3) acres must not have been planted prior to the “Initial Planting” date established by the Special Provisions if there is one;
- (4) appraisal (or appraisal plus any appraisals for uninsured causes of loss) must be less than 90 percent of the production guarantee for the acreage;
- (5) acreage replanted must be AT LEAST the lesser of 20 acres or 20 percent of the insured **planted** acreage for the unit (as determined on the final planting date or within the late planting period if a late planting period is applicable); and

NOTE: Any acreage planted after the end of the late planting period will not be included when determining if the 20 acres or 20 percent qualification is met. See the LAM.

- (6) insurance provider must have given consent to replant.

NOTE: In the narrative of the claim form or on an attachment, show the appraisal and calculations to document that qualifications for a replant payment have been met.

C. MAXIMUM REPLANTING PAYMENT

The maximum amount of the replanting payment per acre will be the LESSER OF:

- (1) the actual cost of replanting per acre multiplied by the number of acres replanted and multiplied by the insured's share;
- (2) eighty dollars (\$80.00) per acre multiplied by the number of acres replanted, multiplied by the insured's share; or
- (3) twenty percent (20%) of the production guarantee per acre multiplied by the insured's quota price election, multiplied by the number of acres replanted, multiplied by the insured's share.

EXAMPLE 1

Owner/operator (100 percent share)

30 acres replanted.

Insured's actual cost to replant = \$79.00

Price election \$.34

20% of prod. guar. 2000 lbs. = 400 lbs. X .34 price election = \$136.00

\$80.00 (maximum \$ amt. allowed in policy)

The lesser of \$79.00, \$80.00 and \$136.00 is \$79.00

Enter \$79.00 in Section I, "Adjusted Potential" column of the claim form.

EXAMPLE 2

Landlord/tenant on 50/50 share

30 acres replanted

Insured's actual cost to replant \$85.00

Price election = \$.34

20% of the prod. guar. 1625 lbs. = 325 lbs. X .34 price election = \$110.50 X .500 share = \$55.25

\$80.00 (maximum \$ amt. allowed in policy) X .500 share = \$40.00

The lesser of \$85.00, \$55.25, and \$40.00 is \$40.00

NOTE: Enter \$40.00 in Section I, "Adjusted Potential" column of the claim form if share has been applied or \$80.00 if share has yet to be applied. (Follow individual insurance provider guidelines). Indicate in the narrative if adjusted potential has/has not been reduced for share on claim form according to individual company guidelines.

D. REPLANTING PAYMENT INSPECTIONS

Replanting payment inspections are to be prepared as final inspections on the claim form only when qualifying for a replanting payment. Non-qualifying replanting payment inspections (**unless the claim is withdrawn by the insured**) are to be handled as preliminary inspections. If qualified for a replanting payment, a Certification Form may be prepared on the initial farm visit. Refer to the LAM.

5. PEANUT APPRAISALS

A. GENERAL INSTRUCTIONS

Potential production will be appraised in accordance with procedure specified in this handbook and the LAM.

B. SELECTING REPRESENTATIVE SAMPLES FOR APPRAISALS

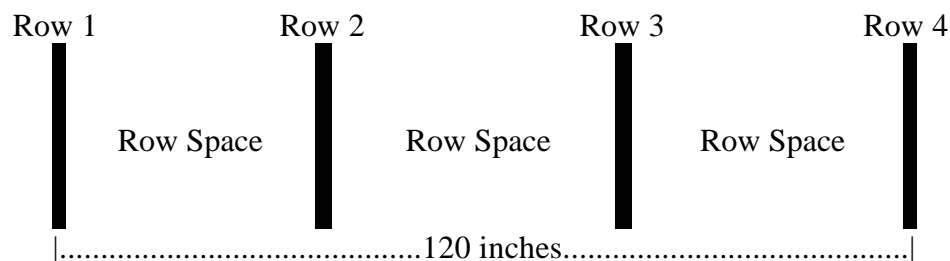
- (1) Determine the number of required samples for a field or subfield by the field size, the average stage of growth, general capability of the plants to recover, variability of potential production, and plant damage within the field or subfield.
- (2) Split the field into subfields when:
 - (a) variable damage causes the crop potential to appear to be significantly different within the same field; or
 - (b) the insured wishes to destroy a portion of a field.
- (3) Appraise each subfield separately.
- (4) Use as many samples as necessary to accurately determine potential production. Minimum sample requirements are shown in Reference Material, section 10 **TABLE A**.

C. MEASURING ROW WIDTH FOR SAMPLE SELECTION

Use these instruction when the selection of the representative sample is based on row width.

- (1) Use a measuring tape marked in inches, or convert a tape marked in tenths, to inches, to measure row width (see LAM for conversion table).
- (2) Measure across **THREE OR MORE** row spaces, from the center of the first row to the center of the fourth row (or as many rows as needed). Divide the result by the number of row spaces measured across, to determine an average row width in whole inches.

EXAMPLE:



$$120 \text{ inches} \div 3 \text{ row spaces} = 40 \text{ inch average row width}$$

D. STAGES OF GROWTH

- (1) Peanut stages of growth for appraisal purposes are identified as “BEFORE PODDING,” and “AFTER PODDING.”
- (2) Time Intervals:

Time From...	Time Interval...
Planting to emergence	7 to 10 days.
Emergence to bloom	approximately 60 days.
Emergence to nut formation	100 to 120 days.
Nut formation to maturity	approximately 40 days.
Planting to maturity	150 to 160 days.

6. APPRAISAL METHODS

A. GENERAL INFORMATION

These instructions provide information for three appraisal methods.

Appraisal Method...	Use...
Stand Reduction Method*	from emergence until kernel development begins within the pods.
Pod Count Method	after kernel development begins within the pods until peanuts are threshed.
Threshed Sample Method	after peanuts have been dug.

***NOTE: There is an appraisal modification to the Stand Reduction Method in section 7.**

B. STAND REDUCTION METHOD - “BEFORE PODDING”

Use this method from emergence until kernel development begins within the pods.

- (1) Sampling
 - (a) Using a measuring tape marked in tenths, measure a representative row or combinations of rows comprising 100 feet for each representative sample.

- (b) Select the minimum number of representative samples using the instructions in section 5B.

NOTE: Two narrow rows of peanuts planted in a single bed of normal row width will be considered as one row.

(2) Defining a Skip

A skip is the space between “live” plants within the row which exceeds the standard space of:

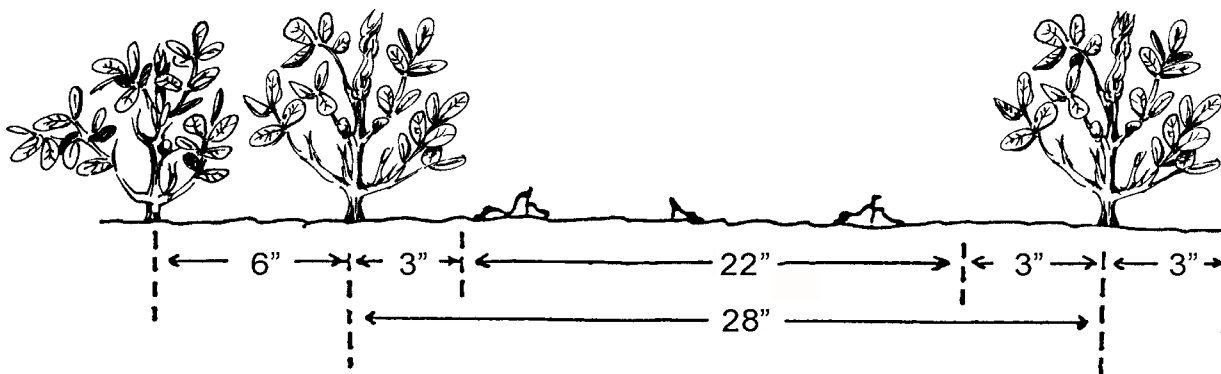
6 inches for Runners	6 inches for SE and SW Spanish
6 inches for Valencia	6 inches for Virginia

NOTE: “Live” plants are plants that are capable of recovery and can timely contribute farmer stock peanuts to the ultimate yield at the time of harvest.

(3) Measuring a Skip

- (a) Using a measuring tape marked in inches, measure the total distance between “live” plants within the sample row.
- (b) Subtract the standard plant spacing for the type (from 6B(2) above) from the total distance measured between the existing “live” plants. The result is the “net length” of the skip.

EXAMPLE:	Distance between existing plants	28"
	Less: One standard plant spacing	6"
	“Net Length of the skip”	22"



- (d) Compute the combined length of skips by adding the “net length” of all skips within the 100-foot sample.
- (e) Convert the result to feet and tenths by dividing by 12 and rounding to the nearest tenth of a foot. **EXAMPLE:** Total combined length of all skips $229 \div 12 = 19.1$ ft.
- (f) Record results for each sample in Part I - Sample Determinations - Stand Reduction Method section, Combined Length of Skips (item 12) of the appraisal worksheet.

- (g) Compute the pounds per acre appraisal using the instruction for Part I - Stand Reduction Method and Part II - Stand Reduction Method Computations of section 8B.

C. PLANT AND POD COUNT METHOD - "AFTER PODDING"

Use this method after kernel development begins within the pods until peanuts are threshed.

(1) Sampling

- (a) Measure the row width using the instruction in section 5.
- (b) Select, from Reference Material, section 10 **TABLE C**, the applicable 1/1000 acre representative sample row length based on the measured row width.
- (c) Using a measuring tape marked in tenths, measure a representative row or combinations of rows comprising 1/1000 of an acre.
- (d) Select the minimum number of representative samples using the instructions in section 5B.

NOTE: If peanuts are dug and in the windrow, determine number of rows the digger has combined into one windrow and adjust sample size accordingly.

(2) Plant and Pod Count Computations

(a) Plant Count

- 1 Count the number of peanut plants in each representative sample.
- 2 Record the results in Part I - Sample Determinations - Plant Count - Number of Plants Per Sample (item 14) of the appraisal worksheet.

(b) Pod Count

From the **ENTIRE ACREAGE** being sampled:

- 1 Dig or select from the windrows, **AT LEAST 30** representative plants from the **ENTIRE** acreage being sampled. Exercise caution in:
 - a digging or selecting plants from the windrow so that all pods remain attached; and
 - b selecting plants, if plants are dug and in the windrow. Healthy plants with high pod count are larger and will be selected out of proportion unless a conscious effort is made to select representative plants.

NOTE: If less than 30 plants are available for selection, explain in the “Remarks” section of the appraisal worksheet.

- 2 Count the pods from the representative plants that would normally be picked by the threshing machine.
- 3 Record the results in Part III - Plant and Pod Count Computations, Total Pods in Random Sample (item 26) of the appraisal worksheet.
- 4 Compute the pounds per acre appraisal using the instructions in section 8B, Part III - Plant and Pod Count Computations.

D. THRESHED SAMPLE METHOD - “AFTER PODDING”

Use this method after the peanuts have been dug. The thresher is to be used on sample areas of the field if the insured does not wish to harvest the entire field. The adjuster and the insured are to select the representative samples for threshing and grading as follows:

(1) Sampling

- (a) Measure the row width using the instruction in section 5C.
- (b) Select, from Reference Material, section 10 **TABLE C**, the applicable 1/100 acre representative sample length based on the measured row width.
- (c) Using a measuring tape marked in tenths, measure a representative row or combinations of rows comprising 1/100 of an acre.
- (d) Select the minimum number of representative samples using the instructions in section 5B.

(2) Threshing and Grading Samples

- (a) Instruct the insured to operate the thresher in a normal manner over each representative sample. The adjuster is to witness the threshing of **ALL** samples.
- (b) Weigh the threshed peanuts from **ALL** samples.
- (c) Select a four to five pound sample of peanuts from **ALL** of the threshed representative samples. Delivery of the sample should be made by the insured and the adjuster to the USDA AMS Federal-State Inspection Service and the completed Peanut Inspection Notesheet Form FV - 95 obtained. Using the FV - 95 form, obtain a value from the buying station. However, if the insured elects to deliver the production to a buying station, use the grade and value from the FSA-1007 or FSA-1007 VC. Apply the grade and value to the entire field.

NOTE: If the insured waives the right to obtain a grade and value, document “Insured waived the right to obtain a grade and value,” in the Narrative of the Production Worksheet.

(3) Threshed Sample Method Computations

- (a) Convert the net production from the graded sample to net production per acre using the following formula:

Net Pounds of Production from **ALL** Samples
÷ Number of Samples
= Net Production Per Sample
X Constant Factor 100 (for 1/100 acre)
= Net Production Per Acre.

EXAMPLE: 6 Lbs. ÷ 4 samples = 1.5 Lbs. X 100 Factor = 150 Lbs./per acre

- (b) Record computations in the “Remarks” section of the Peanut Appraisal Worksheet.

7. APPRAISAL DEVIATIONS AND MODIFICATIONS

A. DEVIATIONS

Deviations in appraisal methods require FCIC written authorization (as described in the LAM) prior to implementation.

B. MODIFICATIONS

- (1) The insurance provider’s authorizing official must authorize the use of a pre-established appraisal modification prior to its use by the adjuster. See the LAM for additional information.
- (2) Stress Damage Modification. This modification is to be used **ONLY** when conditions warrant.
- (a) Determine if the peanut plants have been under stress from an insured cause of damage (e.g., drought) and the percent of reduction in potential production that the stress has caused.
- (b) Compute remaining potential production after stand reduction damage in the Remarks section, if no stand reduction has occurred use 100 percent of the production guarantee from the actuarial documents as the pound potential appraisal and then calculate the stress reduction damage as follows:

Lbs. Potential (appraisal or normal yield) X (1.00 - % Stress Damage) = Lbs. Potential, rounded to whole pounds.

EXAMPLE: 100% Production Guarantee of 700 lbs. and Stress Damage of 60%.

$$\begin{array}{rcccl} & & \text{Percent of} & & \\ & \text{Lbs. Potential} & \text{Stress Damage} & & \text{Lbs. Potential} \\ & 700 & X & (1.00 - .60) & = & 280 \text{ lbs.} \end{array}$$

(c) Document the following:

- 1 insured cause of damage;
- 2 how the percent of stress damage was determined; and
- 3 name of the person that authorized the modification and date authorized.

8. APPRAISAL WORKSHEET ENTRIES AND COMPLETION PROCEDURES

A. GENERAL INFORMATION

- (1) Include the insurance provider's name in the appraisal worksheet title if not preprinted on the insurance provider's worksheet, when a worksheet entry is not provided.
- (2) Include the claim number of the appraisal worksheet (when required by the insurance provider), when a worksheet entry is not provided.
- (3) Separate appraisal worksheets are required for each unit appraised and for each field or subfield which has a different production guarantee by type and farming practice within the unit. Refer to section 5 for sampling requirements.
- (4) Complete items 1 - 9 and items 37 - 38 for ALL appraisal methods.

NOTE: Standard appraisal worksheet items are numbered consecutively in subsection B. An example appraisal worksheet is also provided to illustrate how to complete entries.

B. WORKSHEET ENTRIES AND COMPLETION INFORMATION

Verify or make the following entries:

Item
No. **Information Required**

Company: Name of company and agency servicing the contract.

Claim No.: Claim number as assigned by the insurance provider.

1. **Insured's Name:** Name of the insured that identifies EXACTLY the person (legal entity) to whom the policy is issued.
2. **Policy Number:** Insured's assigned policy number.
3. **Unit No.:** Five-digit unit number from the Summary of Coverage after it is verified to be correct (e.g., 00100).
4. **Crop Year:** Crop year, as defined in the policy, for which the claim has been filed.
5. **Field ID:** Field identification symbol.
6. **Farm Serial No.:** FSA Farm Serial Number. If more than one Farm Serial Number comprises the unit, enter "See Remarks," and record the numbers in the Remarks section.
7. **Stage of Growth:** Enter "Before Podding" or "After Podding" to identify the stage of growth for the appraisal method.
8. **Acres:** Number of acres, to tenths, in the field or sub-field being appraised.
9. **Type:** Type of peanuts appraised, entered as a 3-digit code number exactly as specified on the actuarial documents.

STAND REDUCTION METHOD - "BEFORE PODDING"

PART I - SAMPLE DETERMINATIONS - STAND REDUCTION METHOD

10. **Number of Rows:** Number of rows selected for the representative sample.
11. **Length of Each Row:** Length (in feet, to tenths) of each representative sample row recorded in **Number of Rows** (item 10).
12. **Combined Length of Skips:** Record the **Combined Length of Skips** (in 100 feet of row) in feet, to tenths of **all** skips for each representative sample.
13. **Number of Skips:** Total number of skips to count in each representative sample.
14. MAKE NO ENTRY.
15. **Total:** Add the **Combined Length of Skips** (in feet, to tenths) for **all** representative samples. Transfer results to **Total Combined Length of Skips** (item 16) of Part II - Stand Reduction Method Computations.

PART II - STAND REDUCTION METHOD COMPUTATIONS

16. **Total Combined Length of Skips:** Result of transferring **Total** for **Combined Length of Skips** (item 15) of Part I - Sample Determinations - Stand Reduction Method.

17. **Number of Samples:** Total number of representative samples taken.
18. **Average Skip Length:** Divide **Total Combined Length of Skips** (item 16) by **Number of Samples** (item 17), rounded to the nearest tenth.
19. **% Stand Remaining:** Result of subtracting **Average Skip Length** (item 18) from **100** (representative sample length).
20. **% Potential Production Remaining:** Round **% Stand Remaining** (item 19) to the nearest 5%. Locate the resulting **% Stand Remaining** in the top row of the Stand Reduction Chart of Part II of the appraisal worksheet. Select the **% Potential Production Remaining** (figure immediately below rounded % Stand Remaining figure). Record the result as a two-place decimal fraction.
- EXAMPLE:** 12% Stand Remaining rounded to nearest 5% = 10%. Figure immediately below 10% is 15% Potential Production Remaining. Record as .15.
21. **100% Yield Per Acre:** Record either the insured's 100% Production Guarantee from the actuarial documents or the Approved APH Yield from the APH form, if applicable.
22. **Pounds Per Acre:** Multiply the **100% Yield Per Acre** (item 21) by **% Potential Production Remaining** (item 20), rounded to the nearest whole pounds.

PART III - PLANT AND POD COUNT COMPUTATIONS

- 23.-35. MAKE NO ENTRY.
36. **Remarks:** For the STAND REDUCTION METHOD record:
- (1) The computations and documentation required for the Stress Damage Modification (refer to section 7B).
 - (2) Any additional documentation required by the insurance provider.

PLANT AND POD COUNT METHOD - "AFTER PODDING"

PART I - SAMPLE DETERMINATIONS - PLANT COUNT

- 10.-13. MAKE NO ENTRY.
14. **Number of Plants:** Number of peanut plants counted in each representative sample.
15. **Total:** Add the **Number of Plants** for **all** representative samples. Transfer results to Part III - Plant and Pod Count Computations, **Total Plants** (item 23).

PART II - STAND REDUCTION METHOD COMPUTATIONS

16.-22. MAKE NO ENTRY.

PART III - PLANT AND POD COUNT COMPUTATIONS

23. **Total Plants:** Result of transferring **Total Number of Plants** (item 15) of Part I - Sample Determinations - Plant Count.
24. **No. of Samples:** Total number of representative samples shown in **Number of Plants** (item 14).
25. **Average No. Plants Per Sample:** Divide **Total Plants** (item 23) by **No. of Samples** (item 24), rounded to the nearest tenth. Transfer results to item 29.
26. **Total Pods in Random Sample:** Total number of pods counted from a random sample of at least 30 representative plants. Refer to section 6C(2)(b).
27. **No. Plants in Random Sample:** Total number of plants in random sample selected for pod count. See note in section 6C(2)(b).
28. **Average No. of Pods Per Plant:** Divide **Total Pods in Random Sample** (item 26) by **No. Plants in Random Sample** (item 27), rounded to the nearest tenth.
29. **Average No. Plants Per Sample:** Result of transferring **Average No. Plants Per Sample** from item 25.
30. **Average No. Pods Per Sample:** Multiply **Average No. of Pods Per Plant** (item 28) by **Average No. Plants Per Sample** (item 29), rounded to the nearest tenth. Transfer result to item 31.
31. **Average No. Pods Per Sample:** Result of transferring **Average No. Pods Per Sample** from item 30.
32. **Factor:** Constant **Factor** of **1000** (representative sample of 1/1000 acre).
33. **No. Pods Per Acre:** Multiply **Average No. Pods Per Sample** (item 31) by **Factor** (item 32).
34. **No. Pods Per Pound:** Record the number of pods per pound using the instructions in section 10 **TABLE B**.
35. **Pounds Per Acre:** Divide **No. Pods Per Acre** (item 33) by **No. Pods Per Pound** (item 34), rounding to the nearest whole pound.
36. **Remarks:** For the PLANT AND POD COUNT METHOD record any additional documentation required by the insurance provider.

THRESHED SAMPLE METHOD

PART I - SAMPLE DETERMINATIONS

10.-15. MAKE NO ENTRY.

PART II - STAND REDUCTION METHOD COMPUTATIONS

16.-22. MAKE NO ENTRY.

PART III - PLANT AND POD COUNT COMPUTATIONS

23.-35. MAKE NO ENTRY.

36. **Remarks:** For the THRESHED SAMPLE METHOD record:

- (1) The calculation used to convert net production from the threshed graded sample to net production per acre (refer to section 6D).
- (2) Any additional documentation required by the insurance provider.

37. **Insured's Signature and Date:** Insured's (or insured's authorized representative's) signature and date. BEFORE obtaining insured's signature, REVIEW ALL ENTRIES on the appraisal worksheet WITH THE INSURED, particularly explaining codes, etc., which may not be readily understood.

38. **Code No. , Adjuster's Signature, and Date:** Code number, adjuster's signature and date signed **after** the insured (or insured's authorized representative) has signed. If the appraisal is performed prior to signature date, document the date of appraisal in the Remarks section of the Appraisal Worksheet (if available); otherwise, document the appraisal date in the Narrative of the Production Worksheet.

Page Number: Page numbers - (Example: Page 1 of 1, Page 2 of 2, etc.).

STAND REDUCTION METHOD EXAMPLE

Company Any Company Claim No. XXXXXXXX

For Illustration Purposes ONLY APPRAISAL WORKSHEET PEANUTS	1 Insured's Name I. M. Insured		2 Policy Number XXXXXXX	3 Unit No. 00100	4 Crop Year YYYY
	5 Field ID 2	6 Farm Serial No. A345	7 Stage of Growth Before Podding	8 Acres 9.8	9 Type 084

PART I - SAMPLE DETERMINATIONS

SAMPLE NUMBER	STAND REDUCTION METHOD				PLANT COUNT
	10 Number of Rows	11 Length of Each Row (in feet, to tenths)	12 Combined Length of Skips (in 100 ft. of Row)	13 Number of Skips	14 Number of Plants
1	3	33.3	92.3	6	
2	2	50.0	84.1	7	
3	1	100.0	87.5	7	
4					
5					
6					
7					
8					
9					
10					
15 TOTAL			263.9		

PART II - STAND REDUCTION METHOD COMPUTATIONS

16 Total Combined Length of Skips 263.9	17 Number of Samples ÷ 3	18 Average Skip Length = 100 - 88.0	19 % Stand Remaining = 12.0	20 % Potential Production Remaining .15	21 100% Yield Per Acre X 2,150	22 Pounds Per Acre = 323 226
--	---------------------------------	---	------------------------------------	--	---------------------------------------	--

STAND REDUCTION CHART (Round % Stand Remaining to nearest five percent)

% Stand Remaining	100	95	90	85	80	75	70	65	60	55	50	45	40	35	30	25	20	15	10	5
% Potential Production Remaining	100	98	95	93	91	88	85	82	80	76	72	68	64	58	51	44	35	25	15	5

PART III - PLANT AND POD COUNT COMPUTATIONS

23 Total Plants	24 No. of Samples	25 Average No. Plants Per Sample	26 Total Pods in Random Sample	27 No. Plants in Random Sample	28 Average No. Pods Per Plant	29 Average No. Plants Per Sample	30 Average No. Pods Per Sample
	÷	=		÷	=	X	=

31 Average No. Pods Per Sample	32 Factor	33 No. Pods Per Acre	34 No. Pods Per Pound	35 Pounds Per Acre
	÷ 1000	=	÷	=

36 Remarks

Stress Damage Modification - Approved by I. M. Supervisor on MM-DD-YYYY
Pounds Per Acre - 323 X (1.00 -.30) = 226 lbs.

Plants severely stressed from drought, potential production reduced 30%.
Stress percent was based on estimate by the USDA Extension Service.

37 Insured's Signature I. M. Insured	Date MM-DD-YYYY	38 Code No./Adjuster's Signature XXXXX I. M. Adjuster	Date MM-DD-YYYY
---	------------------------	--	------------------------

PLANT AND POD COUNT METHOD EXAMPLE

Company Any Company

Claim No. XXXXXXXX

For Illustration Purposes ONLY APPRAISAL WORKSHEET PEANUTS	1 Insured's Name I. M. Insured	2 Policy Number XXXXXXX	3 Unit No. 00100	4 Crop Year YYYY
	5 Field ID 1-B	6 Farm Serial No. A345	7 Stage of Growth After Podding	8 Acres 9.5

PART I - SAMPLE DETERMINATIONS

SAMPLE NUMBER	STAND REDUCTION METHOD				PLANT COUNT
	10 Number of Rows	11 Length of Each Row (in feet, to tenths)	12 Combined Length of Skips (in 100 ft. of Row)	13 Number of Skips	14 Number of Plants
1					9
2					16
3					27
4					
5					
6					
7					
8					
9					
10					
15 TOTAL					52

PART II - STAND REDUCTION METHOD COMPUTATIONS

16 Total Combined Length of Skips	17 Number of Samples	18 Average Skip Length	19 % Stand Remaining	20 % Potential Production Remaining	21 100% Yield Per Acre	22 Pounds Per Acre
	÷	= 100	-	=	X	=

STAND REDUCTION CHART (Round % Stand Remaining to nearest five percent)

% Stand Remaining	100	95	90	85	80	75	70	65	60	55	50	45	40	35	30	25	20	15	10	5
% Potential Production Remaining	100	98	95	93	91	88	85	82	80	76	72	68	64	58	51	44	35	25	15	5

PART III - PLANT AND POD COUNT COMPUTATIONS

23 Total Plants	24 No. of Samples	25 Average No. Plants Per Sample	26 Total Pods in Random Sample	27 No. Plants in Random Sample	28 Average No. Pods Per Plant	29 Average No. Plants Per Sample	30 Average No. Pods Per Sample
52	÷ 3	= 17.3	174	÷ 30	= 5.8	X 17.3	= 100.3
31 Average No. Pods Per Sample	32 Factor	33 No. Pods Per Acre	34 No. Pods Per Pound	35 Pounds Per Acre			
100.3	X 1000	= 100,300	÷ 325	= 309			

36 Remarks

37 Insured's Signature I. M. Insured	Date MM-DD-YYYY	38 Code No./Adjuster's Signature XXXXX I. M. Adjuster	Date MM-DD-YYYY
---	--------------------	--	--------------------

THRESHED SAMPLE METHOD EXAMPLE

Company Any Company

Claim No. xxxxxxx

For Illustration Purposes ONLY APPRAISAL WORKSHEET PEANUTS	1 Insured's Name I. M. Insured	2 Policy Number xxxxxxx	3 Unit No. 00100	4 Crop Year YYYY
	5 Field ID 1-B	6 Farm Serial No. A345	7 Stage of Growth After Podding	8 Acres 15.5

PART I - SAMPLE DETERMINATIONS

SAMPLE NUMBER	STAND REDUCTION METHOD				PLANT COUNT
	10 Number of Rows	11 Length of Each Row (in feet, to tenths)	12 Combined Length of Skips (in 100 ft. of Row)	13 Number of Skips	14 Number of Plants
1					
2					
3					
4					
5					
6					
7					
8					
9					
10					
15 TOTAL					

PART II - STAND REDUCTION METHOD COMPUTATIONS

16 Total Combined Length of Skips	17 Number of Samples	18 Average Skip Length	19 % Stand Remaining	20 % Potential Production Remaining	21 100% Yield Per Acre	22 Pounds Per Acre
	÷	= 100	=	X	=	

STAND REDUCTION CHART (Round % Stand Remaining to nearest five percent)

% Stand Remaining	100	95	90	85	80	75	70	65	60	55	50	45	40	35	30	25	20	15	10	5
% Potential Production Remaining	100	98	95	93	91	88	85	82	80	76	72	68	64	58	51	44	35	25	15	5

PART III - PLANT AND POD COUNT COMPUTATIONS

23 Total Plants	24 No. of Samples	25 Average No. Plants Per Sample	26 Total Pods in Random Sample	27 No. Plants in Random Sample	28 Average No. Pods Per Plant	29 Average No. Plants Per Sample	30 Average No. Pods Per Sample
	÷	=		÷	=	X	=
31 Average No. Pods Per Sample	32 Factor	33 No. Pods Per Acre	34 No. Pods Per Pound	35 Pounds Per Acre			
	X 1000	=	÷	=			

36 Remarks

Net Production All Samples	Number of Sample	Net Production Per Sample	Factor	Net Production Per Acre
12.1 lbs.	÷ 4	= 3.0 lbs.	X 100	= 300 lbs.

37 Insured's Signature I. M. Insured	Date MM-DD-YYYY	38 Code No./Adjuster's Signature XXXXXX I. M. Adjuster	Date MM-DD-YYYY
---	--------------------	---	--------------------

Page 1 of 1

9. CLAIM FORM ENTRIES AND COMPLETION PROCEDURE

A. GENERAL INFORMATION

- (1) The claim form, (hereafter referred to as “TPC Production Worksheet”) is a progressive form containing all notices of damage for all preliminary, replant, and final inspections on a unit.
- (2) If a TPC Production Worksheet has been prepared on a prior inspection, verify each entry and enter additional information as needed. If a change or correction is necessary, strike out all entries on the line and re-enter correct entries on a new line. The adjuster and insured should initial any line deletions.
- (3) Refer to the LAM for instructions regarding the following:
 - (a) Acreage report errors.
 - (b) Delayed notices and delayed claims.
 - (c) Corrected claims or fire losses (double coverage) and cases involving uninsured causes of loss, unusual situations, controversial claims, concealment or misrepresentation.
 - (d) Claims involving a Certification Form (when all the acreage on the unit has been appraised to be put to another use, when acreage is being appraised for a replanting payment and all acreage on the unit has been initially planted, or other reasons described in the LAM).
 - (e) “No Indemnity Due” claims (which must be verified by an APPRAISAL or NOTIFICATION from the insured that the production exceeded the guarantee).
 - (f) Late and prevented planting.
- (4) The adjuster is responsible for determining if any of the insured’s requirements under the notice and claim provisions of the policy have not been met. If any have not, the adjuster should contact the insurance provider.
- (5) Instructions labeled “**PRELIMINARY**” apply to preliminary inspections only. Instruction labeled “**REPLANT**” apply to replant inspections only. Instructions labeled “**FINAL**” apply to final inspections only. Instructions not labeled apply to ALL inspections.

B. FORM ENTRIES AND COMPLETION INFORMATION

Verify or make the following entries:

Item

No. Information Required

1. **Crop/Code #:** "Peanuts" (0075).
 2. **Unit #:** Five-digit unit number from the Summary of Coverage after it is verified to be correct (e.g. 00100).
 3. **Legal Description:** FSA Farm Serial Number. If there is not enough room in the block for all of the FSNs that comprise the unit, enter "See Narrative," and record all of the FSNs in the Narrative section.
 4. **Date of Damage:** First three letters of the month during which MOST of the insured damage (including progressive damage) occurred for each inspection. Include the SPECIFIC DATE where applicable as in the case of hail damage (e.g., AUG 11).
 5. **Cause of Damage:** Name of insured cause of loss for **this crop** as listed in the LAM. If it is evident that no indemnity is due, inter "NONE." If an insured cause of loss is coded as "Other," explain in the "Narrative."
- NOTE:** See the Basic and the crop provisions for this crop for information pertaining to insured and uninsured causes of loss.
6. **Primary Cause %:**

PRELIMINARY: MAKE NO ENTRY.

REPLANT AND FINAL: Percent of damage for the cause of damage listed in item 5 above that is determined to be the primary cause of damage, to the nearest whole percent. The primary cause of damage must exceed 50 percent (e.g., 51%). Enter an "X" for the major secondary cause of damage.
 7. **Company/Agency:** Name of company and agency servicing the contract.
 8. **Name of Insured:** Name of the insured that identifies EXACTLY the person (legal entity) to whom the policy is issued.
 9. **Claim #:** Claim number as assigned by the insurance provider.
 10. **Policy #:** Insured's assigned policy number.
 11. **Crop Year:** Crop year, as defined in the policy, for which the claim is filed.

12. **Additional Units:**

PRELIMINARY AND REPLANT: MAKE NO ENTRY.

FINAL: Unit number(s) for ALL non-loss units for the crop at the time of final inspection. A non-loss unit is any unit for which a TPC Production Worksheet has not been completed. Additional non-loss units may be entered on a single TPC Production Worksheet.

NOTE: If more spaces are needed for non-loss units, enter the unit numbers, identified as “Non-Loss Units,” in the narrative or on an attached Special Report.

13. **Est. Prod. Per Acre:**

PRELIMINARY AND REPLANT: MAKE NO ENTRY.

FINAL: Estimated yield per acre, in whole pounds, of all non-loss units for the crop at the time of final inspection.

14. **Date(s) Notice of Loss:**

PRELIMINARY:

- a. Date the notice of damage was given for the unit in item 2.
- b. A third preliminary inspection (if needed) requires an additional set of TPC Production Worksheets. Enter the date of notice for a third preliminary inspection in the 1st space of item 14 on the second set.
- c. Reserve the “Final” space on the first page of the first set of TPC Production Worksheets for the date of notice for the final inspection.
- d. If the inspection is initiated by the insurance provider, enter “Company Insp.” instead of the date.

REPLANT AND FINAL: Transfer the last date in the 1st or 2nd space to the FINAL space if a final inspection should be made as a result of the notice. Always enter the complete date of notice (month, day, year) for the FINAL inspection in the FINAL space on the first page of the first set of TPC Production Worksheets. For a delayed notice of loss or delayed claim, refer to the LAM.

15. **Companion Policies:**

- a. If no other person has a share in the unit (insured has 100 percent share), MAKE NO ENTRY.

- b. In all cases where the insured has LESS than a 100 percent share of a loss-affected unit, ask the insured if the OTHER person sharing in the unit has a multiple-peril contract (i.e., not crop-hail, fire, etc.). If the other person does not, enter “NONE.”
- (1) If the other person has a multiple-peril contract and it can be determined that the SAME insurance provider services it, enter the contract number. Handle these companion policies according to insurance provider instructions.
 - (2) If the other person has a multiple-peril contract and a DIFFERENT insurance provider or agent services it, enter the name of the insurance provider and/or agent (and contract number) if known.
 - (3) If unable to verify the existence of a companion contract, enter “Unknown” and contact the insurance provider for further instructions.

NOTE: See the LAM for further information regarding companion contracts.

SECTION I - ACREAGE APPRAISED, PRODUCTION AND ADJUSTMENTS

Make separate line entries for varying:

- (1) Rate classes, types, or farming practices;
- (2) APH yields;
- (3) Appraisals;
- (4) Adjustments to appraised mature production (quality adjustment factors);
- (5) Stages or intended use(s) of acreage;
- (6) Shares (e.g., 50 percent and 75 percent share on the same unit); or
- (7) Appraisal for damage due to hail or fire if Hail and Fire Exclusion is in effect.

Verify or make the following entries:

Item

No.

Information Required

- A. **Field ID:** The field identification symbol from a sketch map or an aerial photo. See the narrative. In the margin, (or in a separate column), enter the date of inspection for the last line entry of each inspection.

NOTE: Where acreage is PARTLY replanted, omit the field ID symbol for the fields that have not been replanted and that have been consolidated into a single line entry.

B. Preliminary Acres:

PRELIMINARY: The number of acres, to tenths, (include “E” if estimated), for which consent for other use has been given. Determine actual acreage, to tenths, when the boundaries of the appraised acreage may not be determined later.

REPLANT AND FINAL: MAKE NO ENTRY.

C. Final Acres: See the LAM for the definition of acceptable determined acres used herein.

Determined acres, to tenths (include “E” is estimated), for which consent is given for other use and/or:

- a. That is abandoned;
- b. Put to other use without prior consent;
- c. Damaged solely by uninsured causes;
- d. For which the insured failed to provide acceptable production records; or

REPLANT: Determine the total acres, to tenths, of replanted acreage (DO NOT ESTIMATE). Make a separate line entry for any PART of a field NOT replanted.

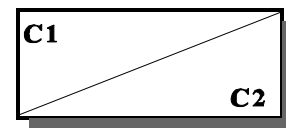
- a. Determine the planted acreage of any fields NOT replanted. Consolidate it into a single line entry UNLESS the usual reasons for separate line entries apply. Record the field identities (from a map or aerial photo) in the Narrative.
- b. ACCOUNT FOR ALL PLANTED ACREAGE IN THE UNIT.

FINAL: Determined acres to tenths.

NOTE: Acreage breakdowns WITHIN a unit may be estimated (enter “E” in front of the acres) if a determination is impractical AND if authorization was received from the insurance provider. Document authorization in the Narrative.

ACCOUNT FOR ALL ACREAGE IN THE UNIT. In the event of over-reported acres, handle in accordance with individual insurance provider’s instructions. In the event of under-reported acres, draw a diagonal line in Column “C” as shown.

- C₁ Enter the ACTUAL acres for the field or subfield.
- C₂ Enter the REPORTED acres for the field or subfield.



D. Interest or Share: Insured’s interest in the crop to three decimal places as determined at the time of inspection. If shares vary on the same UNIT, use separate line entries.

- E. **Risk:** The correct rate class from the actuarial documents. Verify with the Summary of Coverage and if the rate class is found to be incorrect, revise according to the insurance provider’s instructions. See the LAM.

NOTE: Unrated land is uninsurable without a written agreement.

- F. **Practice:** Three-digit code number entered exactly as specified on the actuarial documents for the practice carried out by the insured. If “No Practice Specified,” enter appropriate 3-digit code number from the actuarial documents.

- G. **Type/Class/Variety:** Three-digit code number entered exactly as specified on the actuarial documents, for the type grown by the insured. If “No Type Specified,” enter appropriate 3-digit code number from the actuarial documents.

NOTE: If, after the final planting date for the type, the insured replants acreage to a different type, the peanuts will continue to be insured under the type initially planted and reported. If the insured files a claim for indemnity, enter the new type on the claim and explain in the narrative that the acreage was replanted to a new type. The new type is required for quality adjustment to the applicable price support.

- H. **Stage:**

PRELIMINARY: MAKE NO ENTRY.

REPLANT: Replant stage abbreviation as shown below.

<u>STAGE</u>	<u>EXPLANATION</u>
“R”	Acreage replanted and qualifying for replant payment.
“NR”	Acreage not replanted or not qualifying for replant payment. Enter “NR” if the combined potential production appraisal and uninsured cause appraisal totals 90 percent or more of the guarantee for replant claims.

FINAL: Stage abbreviation as shown below.

<u>STAGE</u>	<u>EXPLANATION</u>
“P”	Acreage abandoned without consent, put to other use without consent, damaged solely by uninsured causes, for which the insured failed to provide records of production which are acceptable to the insurance provider.
“H”	Harvested.
“UH”	Unharvested or put to other use with consent.

PREVENTED PLANTING: See the LAM for proper codes for any eligible prevented planting acreage.

I. **Intended or Final Use:** Use of acreage. Use the following “Intended Use” abbreviations.

<u>USE</u>	<u>EXPLANATION</u>
“Replant”.....	Acreage replanted and qualifying for replanting payment.
“Not Replanted”.....	Acreage not replanted or not qualifying for a replanting payment.
“To soybeans,” etc.....	Use made of the acreage.
“WOC”.....	Other use without consent.
“SU”.....	Solely uninsured.
“ABA”.....	Abandoned without consent.
“H”.....	Harvested.
“UH”.....	Unharvested, lost in windrow, or other use with consent.

Verify any “Intended Use” entry. If the final use of the acreage was not as indicated, strike out the original line and initial it. Enter all data on a new line showing the correct “Final Use.”

PREVENTED PLANTING: See the LAM for proper codes for any eligible prevented planting acreage.

J. **Appraised Potential:**

REPLANT: MAKE NO ENTRY. (Enter the replant appraisal in the narrative. See section 4.)

PRELIMINARY AND FINAL: Per-acre appraisal, in WHOLE pounds, of POTENTIAL production for the acreage appraised. See appraisal methods for additional instructions.

NOTE: If there is no potential on UH acreage enter “0.”

K. **Quality Factor:**

REPLANT: MAKE NO ENTRY.

PRELIMINARY AND FINAL: Appraised mature peanut production, that is damaged by insurable causes and for which the value per pound is less than the average price per pound for the type, will be adjusted by the factor determined by dividing the value per pound for the insured type of peanuts by the applicable average price per pound. Use the:

- a. average CCC support price per pound, by type, when the unadjusted harvested production in Section II is less than the determined effective poundage marketing quota.

NOTE: Peanuts that grade Segregation I are always quality adjusted against the average CCC support price per pound for the type.

- b. highest non-quota price election for Segregation II or III peanuts when the unadjusted harvested production in Section II is in excess of the determined effective poundage marketing quota.

NOTE: Make an entry **only** for peanuts that qualify for quality adjustment. Otherwise, make no entry. Do not allow any reduction in value due to uninsurable causes. Enter “.000” factor if appraised mature peanuts have no value.

L. **Adjusted Potential:**

REPLANT: Enter the dollars (to the nearest cent) per acre allowed for a replanting payment. (See section 4 for qualifications and computations.)

PRELIMINARY AND FINAL: Column J times Column K, rounded to the nearest **whole** pounds.

M. **(+) Uninsured Causes:**

REPLANT: MAKE NO ENTRY.

PRELIMINARY AND FINAL: EXPLAIN IN THE NARRATIVE.

- a. Hail and Fire Exclusion NOT in effect.

- (1) Enter NOT LESS than the insured’s production guarantee per acre, in whole pounds, for the line, (calculated by the multiplying the insured’s yield per acre contained in the actuarial documents or the approved APH yield per acre shown on the APH form multiplied by the coverage level elected) for any “P” stage acreage:

NOTE: On preliminary inspections, advise the insured to keep the harvested production from any acreage damaged SOLELY by uninsured causes separate from other production.

- (2) For acreage that is damaged PARTLY by uninsured causes, enter the APPRAISED UNINSURED loss of production per acre in WHOLE pounds for any such acreage.
- b. When there is late-planted acreage, the applicable per-acre guarantee for such acreage is the production guarantee that has been reduced for late-planted acreage.
- c. Refer to the LAM when a Hail and Fire Exclusion is in effect and damage is from hail or fire.

- d. Enter the result of adding uninsured cause appraisals to hail and fire exclusion appraisals.

NOTE: For fire losses, if the insured also has other fire insurance (double coverage), refer to the LAM.

N. **Potential Counted:**

REPLANT: Transfer the result from Column L.

PRELIMINARY AND FINAL: Column L plus Column M.

O. **Value Per Pound:** MAKE NO ENTRY.

P. **Total Potential to Count:**

REPLANT: Column C or C₁ (**actual** acres) times Column N (rounded to the nearest whole dollar).

PRELIMINARY AND FINAL: Column C or C₁ times Column N, rounded to the nearest whole pounds.

Q. **Per Acre:** Enter the per-acre production guarantee from the insured's policy.

R. **Total:** Column "C₂" (**reported** acres; "C" if acreage is not under-reported), times Column Q, rounded to whole pounds.

16. **Total Acres:**

PRELIMINARY: MAKE NO ENTRY.

REPLANT AND FINAL: Total **Actual Acres** (Column C or [C₁ if there are under-reported acres]), to tenths.

NOTE: FOR ITEM 17. WHEN SEPARATE LINE ENTRIES ARE MADE FOR VARYING SHARES, STAGES, PRODUCTION GUARANTEES OR APH YIELDS, PRICE ELECTIONS, TYPES, ETC., WITHIN THE UNIT, AND TOTALS NEED TO BE KEPT SEPARATE FOR CALCULATING INDEMNITIES, MAKE NO ENTRY AND FOLLOW THE INSURANCE PROVIDER'S INSTRUCTIONS; OTHERWISE, MAKE THE FOLLOWING ENTRIES.

17. **Totals:**

PRELIMINARY: MAKE NO ENTRY.

REPLANT AND FINAL: Total of Column "P" and total of Column "R."

NARRATIVE:

If more space is needed, document on a Special Report, and enter "See Special Report." Attach the Special Report to the Production Worksheet.

- a. If no acreage is released on the unit, enter "No acreage released," adjuster's initials, and date.
- b. If notice of damage was given and "No Inspection" is necessary, enter the unit number(s), "No Inspection," date, and adjuster's initials. The insured's signature is not required.
- c. Explain any uninsured causes, unusual, or controversial cases.
- d. If there is an appraisal in Section I, item M for uninsured causes due to a hail/fire exclusion, show the original hail/fire liability per acre and the hail/fire indemnity per acre.
- e. Document the actual appraisal date if an appraisal date was performed prior to the adjuster's signature date on the appraisal worksheet, and the date of the appraisal is not recorded on the appraisal worksheet.
- f. State that there is "No other fire insurance" when fire damages or destroys the insured crop and it is determined that the insured has no other fire insurance. Also see the LAM.
- g. Explain any errors found on the Summary of Coverage.
- h. Explain any commingled production. See the LAM.
- i. Explain any entry for "Production Not to Count" in Section II, Column J.
- j. Explain a "NO" checked in item 19.
- k. Attach a sketch map or aerial photograph to identify the total unit:
 - (1) If consent is or has been given to put part of the unit to another use or to replant;
 - (2) If acreage has been replanted to a practice uninsurable as an original practice;
 - (3) If uninsured causes are present; or
 - (4) For unusual or controversial cases.

NOTE: Indicate on aerial photo or sketch map the dispositions of acreage destroyed or put to other use with or without consent.

- l. Explain any difference between date of inspection and signature dates. For an ABSENTEE insured, enter the date of the inspection AND the date of mailing the TPC Production Worksheet for signature.
- m. When any other adjuster or supervisor accompanied the adjuster on the inspection, enter the code number of the other adjuster or supervisor and date of inspection.

- n. Explain the reason for a “No Indemnity Due” claim. “No Indemnity Due” claims are to be distributed in accordance with the insurance provider’s instructions.
- o. Explain any delayed notices or delayed claims as instructed in the LAM.
- p. Document any authorized estimated acres shown in Section I, item C as follows: “Line 3 ‘E’ acres authorized by insurance provider MM/DD/YYYY.”
- q. Document the method and calculation used to determine acres for the unit. See the LAM.
- r. Specify the type of insects or disease when the insured cause of damage or loss is listed as insects or disease. Explain why control measures did not work.
- s. Document the appraisal (plus appraisal for uninsured causes of loss, if applicable) for replanted acreage, and the calculations to show that the qualification for a replanting payment have been met. See section 4.
- t. If any acreage to be replanted in the unit does not qualify for a replanting payment, enter Field No., “NOT QUAL FOR RP PAYMENT,” date of inspection, adjuster’s initials, and reason not qualified.
- u. Explain any zero (.000) QA factor entered in Section I (item K) or Section II (item I).
- v. Document field ID’s and date and method of destruction of mycotoxin-infested peanuts if it has no market value. For further documentation instructions, refer to the LAM.
- w. Document any other pertinent information, including any data to support any factors used to calculate the production.

SECTION II - HARVESTED PRODUCTION

GENERAL INFORMATION:

- (1) Include **ALL HARVESTED PRODUCTION** for **ALL ENTITIES** sharing in the crop.
- (2) There will be no “harvested production” entries for replant payments.
- (3) There generally will be **no** “harvested production” entries in items A₁ through N for preliminary inspections.
- (4) If additional lines are necessary, the data may be entered on a continuation sheet.
- (5) Use separate lines for varying shares, types with varying values quality adjusted by varying price supports or the highest non-quota price election.

(6) Final Settlement of the Claim

- (a) The effective poundage marketing quota, if any, for each unit will be limited to the LESSER OF:

- 1 The amount of the effective poundage marketing quota reported on the acreage report;
- 2 The amount of the effective poundage marketing quota recorded at FSA; or
- 3 The amount determined at the final settlement of the claim.

NOTE: Reduce the determined effective poundage marketing quota for the unit **ONLY** if any of the effective poundage marketing quota was transferred to another FSA farm serial number prior to the end of the insurance period for the crop year. Refer to Production Worksheet example and Exhibit 2. Record calculation in the narrative. Retain, in the policyholder's claim file, hard copy FSA documentation of any transfer of the effective poundage marketing quota that affected a claim. Refer to Section II item F, for required effective poundage marketing quota entry for premium calculation.

- (b) Verify that the temporary seed allocation of quota pounds was added to the farm basic poundage quota (FSA 1001 form) and included on the insured's acreage report.

NOTE: Revise the acreage report to add the temporary seed allocation if it was not included on the acreage report. A crop inspection to increase liability is not required even if the unit is in a loss situation. However, if the reported effective marketing quota and/or the acreage for the unit was under-reported, a crop inspection for accepting additional liability as outlined in the LAM is required to increase the reported effective marketing quota and/or the acres.

- (c) If, on a gross unadjusted basis, Segregation I production and Segregation II and III peanuts eligible to be valued as quota (Segregation I) peanuts (e.g., production retained for "seed" or other use), does not satisfy the lesser of (6)(a), 1, 2, or 3 above, **ONLY** Segregation II or III peanuts that are needed to satisfy the lesser effective poundage marketing quota will be quality adjusted to the average support price per pound, by type.

NOTE: Quality adjust **ALL** Segregation I peanut production (and production retained for "seed" or other use) to the average support price per pound, by type, even if the effective poundage marketing quota for the unit has been satisfied.

- (d) Any Segregation II or III peanuts in excess of the lesser of (6)(a), 1, 2, or 3 above will be considered as non-quota (additional) peanuts and will be quality adjusted to the highest non-quota price election.

- (e) The net weight of a load on an FSA-1007 or FSA-1007 VC may require a two line entry when part of the production is adjusted to the highest non-quota price election.

NOTE: Document calculation results, for any of the items in (6) above, in the Narrative. Refer to T-P-C Production Worksheet example and Exhibit 2 for harvested production quality adjustment examples.

(7) Enter threshed unadjusted NET WEIGHT of production for a:

- (a) Catastrophic, Limited, or Additional basic unit containing multiple farm serial numbers:

- 1 Assemble each FSN marketing Smart Card printout* in order beginning with the lowest numbered FSN first, then working to the highest numbered FSN.
- 2 Enter (in Section II item G, the production from the FSA-1007, FSA-1007 VC, or other sales record) Segregation I and Segregation II or III peanuts eligible to be valued as quota (Seg. I) peanuts (e.g., retained for seed or other use) from ALL FSNs FIRST, followed by any other Segregation II or III peanuts from ALL FSNs in the order they are listed on the FSN marketing Smart Card printout*.

- (b) Limited or Additional optional unit containing a single farm serial number:

Enter (in Section II item G, the production from the FSA-1007, FSA-1007 VC, or other sales record) Segregation I and Segregation II or III peanuts eligible to be valued as quota (Seg I) peanuts (e.g., retained for seed or other use) FIRST, followed by any other Segregation II or III peanuts in the order they are listed on the FSN marketing Smart Card printout*.

*FSA Operator/Producer Poundage Sales Summary

Verify or make the following entries:

Item

No.

Information Required

18. **Date Harvest/Sale Complete:**

PRELIMINARY: MAKE NO ENTRY.

REPLANT AND FINAL:

- a. Enter the earlier of the date the ENTIRE acreage on the unit was either:

- (1) harvested,
- (2) totally destroyed,
- (3) put to other use,
- (4) a combination of harvested, destroyed, or put to other use, or
- (5) the calendar date for the end of the insurance period.

- b. If at the time of final inspection (if prior to the end of the insurance period), there is any unharvested insured acreage remaining on the unit that the insured does not intend to harvest; enter “**Incomplete.**”
- c. If at the time of final inspection (if prior to the end of the insurance period), **none** if the insured acreage on the unit has been harvested, and the insured does not intend to harvest such acreage, enter “**No Harvest.**”
- d. If the claim involves a Certification Form, enter the date from the Certification Form when the entire unit is put to another use, replanting is complete for the unit, etc. See the LAM.

19. **Similar Damage:**

PRELIMINARY: MAKE NO ENTRY.

REPLANT AND FINAL: Check “Yes” or “No.” Check “Yes” if amount and cause of damage due to insurable causes is similar to the experience of other farms in the area. If “No” is checked, explain in the narrative.

20. **Assignment of Indemnity:** Check “Yes” **only** if an assignment of indemnity is in effect for the crop year; otherwise, check “No.” Refer to the LAM.

21. **Transfer of Right to Indemnity:** Check “Yes” **only** if a transfer of right to indemnity is in effect for the crop year; otherwise, check “No.” Refer to the LAM.

A₁. **Share:** RECORD ONLY VARYING SHARES on the SAME unit to three decimal places.

A₂. **Field ID:** MAKE NO ENTRY.

B.-D. **PRODUCTION SOLD OR DELIVERED UNDER CONTRACT,** enter the identification number of the FSA-1007, FSA-1007 VC, or other acceptable sales record (if any) and name and address of buyer or receiver.

FARM STORED OR CONSUMED ON THE FARM, enter “Farm Stored,” “Farm Stored Seed,” or “Consumed” and identification of the FSA-1007, FSA-1007 VC or other record, (if any).

NOTE: If peanuts are farm stored and not graded and the insured does not intend to have peanuts graded, consider the peanuts as Segregation I peanuts and **NOT** eligible for quality adjustment.

- E. **Leaf Quality:** Record in Column “P” the Type, entered as a 3-digit code number exactly as specified on the actuarial documents, that identifies the type of peanuts entered in **Production** (Column G).
- F. **Quota (Q), Non-Quota (NQ), or Bale No.:** Enter the effective poundage marketing quota (if any) prior to any deductions for transfers to another FSN. If the reported quota is incorrect, enter the effective poundage marketing quota determined for the unit at the time of final settlement of claim. **NOTE:** Refer to Section II, General Information, item 6.
- a. For a Catastrophic, Limited, or Additional basic unit containing multiple farm serial numbers, total the effective poundage marketing quota for **ALL** the FSNs.
 - b. **SUBTRACT** (from the result of item a above) any effective poundage marketing quota proportionately allocated to any acreage:
 - (1) on which peanuts are grown using no-till or minimum-tillage farming methods unless allowed by the Special Provisions or written agreement;
 - (2) which does not meet the rotation requirement, if any, contained in the Special Provisions; or
 - (3) that does not meet insurability requirements.

NOTE: Allocate the effective poundage marketing quota proportionately in accordance with the number of acres insured and uninsured.
 - c. For a Limited or Additional optional unit, the effective poundage marketing quota is the quota for the FSN. Subtract any effective poundage marketing quota proportionately allocated to any uninsured peanut acreage as stated in item b above.
 - d. If the insured shares in any unit within a FSN, the effective poundage marketing quota will be that designated by the landlord for each unit, provided that it agrees with FSA, If not in agreement and cannot be resolved, handle as a controversial case. See the LAM.
- G. **Production:** The unadjusted net weight, in whole pounds, for the line from the FSA-1007, FSA-1007 VC, or other sales record which the adjuster determines to be accurate and satisfactory.
- H₁. **Value Per Pound:** Record the value per pound for graded production (rounded to three decimals) after determining the value per pound using the FSA-1007, FSA-1007 VC, or other sales record (if any) and the instructions below. Refer to General Information item (6).
- a. **For all Segregation I Peanuts**
 - (1) If the **Value Per Pound Including LSK** (item P) of the FSA-1007 or FSA-1007 VC is equal to or more than the average support price per pound for the type, enter a dash (-).

- (2) If the **Value Per Pound Including LSK** (item P) of the FSA-1007 or FSA-1007 VC is less than the average support price for the type, enter the value per pound to three decimal places.

b. **For Segregation II and Segregation III Peanuts - Retained for “Seed” or Other Use - Considered as Quota (Segregation I) Peanuts.**

- (1) If the **Value Per Pound Including LSK** (item P) of the FSA-1007 or FSA-1007 VC is equal to or more than the average support price per pound for the type, enter a dash (-).
- (2) If the **Value Per Pound Including LSK** (item P) of the FSA-1007 or FSA-1007 VC is less than the average support price for the type, enter the value per pound to three decimal places.

c. **For Segregation II and III Peanuts - Segregation I Production is Short of the Effective Poundage Marketing Quota.**

If the unadjusted production for Segregation I and for Segregation II and III peanuts (retained for “seed” or other use) is less than the effective poundage marketing quota determined for the unit at the time of final claim:

Enter the result, rounded to three decimal places, of dividing the amount taken from “**Value of Segment**” (before deductions) of the Loan Additional (item Q) by the “**Net Weight**” (item G) of the FSA-1007 or FSA-1007 VC.

d. **For Segregation II and III Peanuts - Segregation I Production is in Excess of the Effective Poundage Marketing Quota.**

If the unadjusted production for Segregation I and for Segregation II and III peanuts (retained for “seed” or other use) is greater than the effective poundage marketing quota determined for the unit at the time of final claim:

Enter the result, rounded to three decimal places, of dividing the amount taken from “**Value of Segment**” (before deductions) of the Loan Additional (item Q) by the **Net Weight** (item G) of the FSA-1007 or FSA-1007 VC.

H₂. **Local Market Price:** Refer to Section II General Information item (6) for additional information. Mature peanut production that is damaged by insurable causes will be adjusted by entering the applicable average price per pound to three decimal places for the production (in Column G) as follows:

- a. the average CCC support price per pound, by type, for **all** Segregation I peanuts and Segregation II and III peanuts eligible to be valued as quota (Segregation I) peanuts; or
- b. the highest non-quota price election contained in the Special Provisions for **all** Segregation II and III peanuts **considered as non-quota (additional) peanuts**.

- I. **Quality Factor:** Divide H_1 by H_2 (if applicable) and enter the result to three decimal places.
- J. **Production Not to Count (lbs.):** Net production NOT to count, to whole pounds, WHEN ACCEPTABLE RECORDS IDENTIFYING SUCH PRODUCTION ARE AVAILABLE, from harvested acreage which has been assessed an appraisal of not less than the guarantee per acre, or other sources (e.g., other units or uninsured acreage) in the same storage structure.
- THIS ENTRY MUST NEVER EXCEED PRODUCTION SHOWN ON THE SAME LINE.
- K. **Production to Count (lbs.):**
- a. If quality adjustment is not applicable, enter the result of Column G minus Column J.
 - b. If quality adjustment applies, enter the result of Column G times Column I, rounded to whole pounds, then subtract Column J.
- L. MAKE NO ENTRY.
- M. **Value Not to Count \$:** Record the grade Seg. I, Seg. II, or Seg. III from the FSA-1007, FSA-1007 VC or other sales record to identify the **Production** entered in Column G).
- N. **Production/Value to Count:** Transfer result of Column K.

NOTE: FOR ITEMS 22 - 24. WHEN SEPARATE LINE ENTRIES ARE MADE FOR VARYING SHARES, STAGES, PRODUCTION GUARANTEES OR APH YIELDS, PRICE ELECTIONS, TYPES, ETC., WITHIN THE UNIT, AND TOTALS NEED TO BE KEPT SEPARATE FOR CALCULATING INDEMNITIES, MAKE NO ENTRY AND FOLLOW THE INSURANCE PROVIDER'S INSTRUCTIONS; OTHERWISE, MAKE THE FOLLOWING ENTRIES.

22. **Section II Total:**

PRELIMINARY AND REPLANT: MAKE NO ENTRY.

FINAL: Total of Column "N".

23. **Section I Total:**

PRELIMINARY AND REPLANT: MAKE NO ENTRY.

FINAL: Transfer, from Section I, result of Column P.

24. **Unit Total:**

PRELIMINARY AND REPLANT: MAKE NO ENTRY.

FINAL: Result of adding 22 and 23.

NOTE: The total net production to count will be identified as quota and/or non-quota (additional) production by:

1. counting all harvested and appraised production less than or equal to the unit's effective poundage quota as quota production; and
2. counting any harvested and appraised production in excess of the units effective poundage quota as non-quota (additional) production.

25. **Adjuster's Signature, Code #, and Date:** Signature of adjuster, code number, and date signed **after** the insured (or insured's authorized representative) has signed. For an absentee insured, enter adjuster's code number **ONLY**. The signature and date will be entered **AFTER** the absentee has signed and returned the Production Worksheet.

NOTE: Final indemnity inspections and final replant payment inspections should be signed on bottom line.

26. **Insured's Signature and Date:** Insured's (or insured's authorized representative's) signature and date. **BEFORE** obtaining insured's signature, **REVIEW ALL ENTRIES** on the Production Worksheet **WITH THE INSURED**, particularly explaining codes, etc., that may not be readily understood.

NOTE: Final indemnity inspection and final replant payment inspections should be signed on bottom line.

27. **Page Numbers:**

PRELIMINARY: Page numbers - "1," "2," etc., at the time of inspection.

REPLANT AND FINAL: Page numbers - (Example: Page 1 of 1, Page 1 of 2, Page 2 of 2, etc.).

T-P-C PRODUCTION WORKSHEET
(FOR ILLUSTRATION PURPOSES ONLY)

1. Crop/Code # Peanuts 0075	2. Unit 00100	3. Legal Description FSN - 411	7. Company Any Company	8. Name of Insured I. M. Insured
4. Date of Damage OCT			Agency Any Agency	9. Claim # XXXXXXXX
5. Cause of Damage Ex. Moisture				11. Crop Year YYYY
6. Primary Cause % 100				10. Policy # XXXXXXX
12. Additional Units 00200				14. Date(s) Notice of Loss 1st MM/DD/YYYY 2nd MM/DD/YYYY Final MM/DD/YYYY
13. Est. Prod. Per Acre 3500				15. Companion Policy(ies)

SECTION I - ACREAGE APPRAISED, PRODUCTION AND ADJUSTMENTS

Actuarial									Potential Yield							Stage Guarantee	
A	B	C	D	E	F	G	H	I	J	K	L	M	N	O	P	Q	R
Field ID	Prelim. Acres	Final Acres	Interest or Share	Risk	Practice	Type Class Variety	Stage	Intended or Final Use	Appraised Potential	Quality Factor	Adjusted Potential	(+) Uninsured Causes	Potential Counted	Value Per Pound	Total Potential to Count (C x N x O)	Per Acre	Total (C x Q)
2		10.0	1.000	P13	002	084	UH	Lost in Windrow	300	.000	0		0		0	2250	22,500
3B M/D		30.0	1.000	P13	002	084	H	H								2250	67,500
16. TOTAL		40.0													0	17. TOTALS	90,000

NARRATIVE (If more space is needed, attach a Special Report) Acres report and FSA quota = 48,000 lbs; however, 8,000 lbs. of quota was transferred prior to the end of the insurance period. Quality adjustment for harvested production is based on 40,000 lbs. (40,000 lbs. - 39,549 lbs. Seg I = 451 lbs. of Seg III peanuts quality adjusted to the support price). Determined acres from FSA permanent field measurements. Field 2 quality factor = .000 (peanuts sprouted in shell).

SECTION II - HARVESTED PRODUCTION

18. DATE HARVEST/SALE COMPLETED MM/DD/YYYY				19. IS DAMAGE SIMILAR TO OTHER FARMS IN THE AREA? <input checked="" type="checkbox"/> Yes <input type="checkbox"/> No				20. ASSIGNMENT OF INDEMNITY? <input type="checkbox"/> Yes <input checked="" type="checkbox"/> No				21. TRANSFER OF RIGHT TO INDEMNITY? <input type="checkbox"/> Yes <input checked="" type="checkbox"/> No					
Stalk Inspection						Adjustments to Harvested Production											
A	A ₁	B	C	D			E	F	G	H ₁	H ₂	I	J	K	L	M	N
Share Field ID	Row Width	Tractor	Est. Yield	Leaf Quality			Quota (Q), Non-Quota (NO), or Bale No.	Production	Value Per Pound Local Mkt. Price	Quality Factor (H ₁ = H ₂)	Production Not to Count (lbs.)	Production to Count (lbs.)	Value of Production (\$)	Value Not to Count (\$)	Production/Value to Count		
	7758711	Gold	Kist			084	48,000	20,615	.328 .340	.965		19,893			SEG I	19,893	
	7776658	Gold	Kist			084		18,934	.319 .340	.938		17,760			SEG I	17,760	
	7781235	Gold	Kist			084		451	.051 .340	.150		68			SEG III	68	
	7781235	Gold	Kist			084		12,285	.051 .160	.319		3,919			SEG III	3,919	
	7781485	Gold	Kist			084		15,819	.058 .160	.363		5,742			SEG III	5,742	

I certify the information provided above, to the best of my knowledge, to be true and complete and that it will be used to determine my loss, if any, to my insured crops. I understand that this Production Worksheet and supporting papers are subject to audit and approval by the company. I understand that this crop insurance is subsidized and reinsured by the Federal Crop Insurance Corporation, an agency of the United States. I understand that any false or inaccurate information may result in the sanctions outlined in this policy and administrative, civil, and criminal sanctions under 18 U.S.C. §§ 1006 and 1014, 7 U.S.C. § 1506, 31 U.S.C. §§ 3729 and 3730 and other federal statutes.

22. SECTION II TOTAL	47,382
23. SECTION I TOTAL	0
24. UNIT TOTAL	47,382

25. Adjuster's Signature (1st inspection)	Code #	Date	26. Insured's Signature (1st inspection)	Date
(2nd inspection)	Code #	Date	(2nd inspection)	Date
(Final inspection)	Code #	Date	(Final inspection)	Date
I. M. Adjuster	12345	MM/DD/YYYY	I. M. Insured	MM/DD/YYYY

T-P-C PRODUCTION WORKSHEET (FOR ILLUSTRATION PURPOSES ONLY)															
1. Crop/Code Peanuts 0075		2. Unit 00100		3. Legal Description FSN - 259			7. Company Any Company			8. Name of Insured I.M. Insured					
4. Date of Damage June		5. Cause of Damage Ex. Moisture		6. Primary Cause % 100%			12. Additional Units			13. Est. Prod Per Acre		9. Claim # XXXXXXXXXX		11. Crop Year YYYY	
												10. Policy # XXXXXXXXXX		14. Date(s) Notice of Loss	
												1st MM/DD/YYYY		2nd MM/DD/YYYY	
														Final MM/DD/YYYY	
														15. Companion Policy(s)	

EXAMPLE 1: (100% SHARE)

SECTION I - ACREAGE APPRAISED, PRODUCTION AND ADJUSTMENTS

Actuarial									Potential Yield							Stage Guarantee		
A	B	C	D	E	F	G	H	I	J	K	L	M	N	O	P	Q	R	
Field ID	Prelim. Acres	Final Acres	Interest or Share	Risk	Practice	Type Class Variety	Stage	Intended or Final Use	Appraised Potential	Factor	Adjusted Potential	(+) Uninsured Cause	Potential Counted	Value Per Pound	Total Potential to Count (C X N X O)	Per Acre	Total (C X Q)	
1A M/D		12.0	1.000	P13	002	084	R	Replanted			79.00		79.00		948.00	1688	20,256	
		48.0	1.000	P13	002	084	NR	Not Replanted								1688	81,024	
16. TOTAL		60.0													17. TOTALS	948.00		101,280

NARRATIVE (If more space is needed, attach a Special Report) Insured's actual cost to replant \$79 per acre. Appraised potential less than 90% of production guarantee (1688 X 90%) Appraised potential = 290 lbs. Field 1A wheel measured. See attached Special Report for measurements.

EXAMPLE 2: (50% SHARE)

SECTION I - ACREAGE APPRAISED, PRODUCTION AND ADJUSTMENTS

Actuarial									Potential Yield							Stage Guarantee		
A	B	C	D	E	F	G	H	I	J	K	L	M	N	O	P	Q	R	
Field ID	Prelim. Acres	Final Acres	Interest or Share	Risk	Practice	Type Class Variety	Stage	Intended or Final Use	Appraised Potential	Factor	Adjusted Potential	(+) Uninsured Cause	Potential Counted	Value Per Pound	Total Potential to Count (C X N X O)	Per Acre	Total (C X Q)	
1A M/D		12.0	.500	P13	002	084	R	Replanted			80.00		80.00		474.00	1688	20,256	
		48.0	.500	P13	002	084	NR	Not Replanted								1688	81,024	
16. TOTAL		60.0													17. TOTALS	474.00		101,280

NARRATIVE (If more space is needed, attach a Special Report) Insured's actual cost to replant \$85 per acre. Appraised potential less than 90% of production guarantee (1688 X 90% =1519) Appraised potential = 290 lbs. Share has yet to be applied. Field 1A measured by FSA.

10. REFERENCE MATERIAL

TABLE A MINIMUM REPRESENTATIVE SAMPLE REQUIREMENTS

Acres in Field or Subfield	Minimum No. of Samples
.1 -- 10.0	3
10.1 -- 40.0	4

One additional sample is required for each additional 40.0 acres (or fraction thereof) in the field or subfield.

TABLE B PODS (UNSHELLED PEANUTS) PER POUND TABLE

1 For the states of North Carolina and Virginia:

<u>Type:</u>	<u>No. Pods Per Pound</u>
Runner	250 to 500
Virginia	212 to 254

The number of pods per pound may vary according to seasonal conditions, but should fall somewhere within table limits. If it is evident that the actual pod count would not fall within the range listed above, use the Alternative Method for Determining Pods Per Pound in item 4.

2 For the states of Texas, New Mexico, and Oklahoma:

<u>Type:</u>	<u>No. Pods Per Pound</u>
Runner	250 to 500
SW Spanish	
Irrigated	375 to 700
Nonirrigated	300 to 550
Valencia	175 to 300
Virginia	175 to 300

The number of pods per pound may vary according to seasonal conditions, but should fall somewhere within table limits. If it is evident that the actual pod count would not fall within the range listed above, use the Alternative Method for Determining Pods Per Pound in item 4.

3 For all other states:

<u>Type:</u>	<u>No. Pods Per Pound</u>
Runner	250 to 500
SE Spanish	450 to 650
Valencia	275 to 325
Virginia	175 to 300

The number of pods per pound may vary according to seasonal conditions, but should fall somewhere within table limits. If it is evident that the actual pod count would not fall within the range listed above, use the Alternative Method for Determining Pods Per Pound in item 4.

4 Alternative Method for Determining Pods Per Pound

If it is evident that the actual pod count, for the Plant and Pod Count Appraisal, would not fall within the number of pods per pound range, use the following procedure:

- a. Take a representative field sample of peanuts from all samples.
- b. If the peanuts are in excess of the 10.5 percent moisture level, allow the peanuts to dry before weighing the peanuts.
- c. Accurately weigh a one pound sample of the dry unshelled peanuts from each representative sample. Total the number of unshelled peanut pods counted from each sample and divide by the number of representative samples. The result is the number of pods per pound for the appraisal.
- d. Document, in the Remarks section of the appraisal worksheet, all calculations and the conditions that required the use of the alternative method in lieu of a count from **TABLE B, 1, 2, or 3** above.

TABLE C SINGLE ROW LENGTH FOR EACH SAMPLE

<u>Row Width</u>	<u>1/100 Acre</u>	<u>1/1000 Acre</u>
30 inches	174.2 feet	17.4 feet
32 inches	163.8 feet	16.4 feet
34 inches	153.9 feet	15.4 feet
36 inches	145.2 feet	14.5 feet
38 inches	137.8 feet	13.8 feet
40 inches	130.7 feet	13.1 feet
42 inches	124.5 feet	12.5 feet

EXHIBIT 1

FSA REQUIRED AUTHORIZATION STATEMENT

If a reported loss requires examination of FSA acreage and/or production records, the loss adjuster is to secure a signed and dated authorization statement from the insured. Companies may prepare a form or use a Special Report using the following authorization statement:

For the purposes relating to this insurance, I hereby appoint representatives of _____ (Company) to act as my agent for the purpose of examining records of my peanut acreage, production, and yield data which are maintained at the county FSA office for the farm serial number(s) shown below.

This authorization applies for the _____ crop year only.

DESCRIPTION OF FARM

<u>Farm Serial Number</u>	<u>Section</u>	<u>Township</u>	<u>Range</u>
----------------------------------	-----------------------	------------------------	---------------------

Insured's Signature _____ Date _____

EXHIBIT 2

QUALITY ADJUSTMENT EXAMPLES

Support Price - Runners .307
Highest Non Quota Price Election \$.15

Peanut Production for ALL Examples (as listed on the smart card)

<u>FSA 1007's</u>	<u>GRADE</u>	<u>PRODUCTION</u>	<u>VALUE PER POUND</u>
567821	Seg 1	10,825 lbs.	.305
567822	Seg 1	9,658 lbs.	.302
572534	Seg 3	12,630 lbs.	.051
613214	Seg 3	11,561 lbs.	.058

Acreage Report Information for ALL Examples

Quota: 30,000 lbs.	Interest: 100%
Guarantee per acre: 2000 lbs.	FSN: 1002
Type: Runner	Acres: 25.0

EXAMPLE 1: At the time of final settlement of claim, the acreage report quota and the FSA determined effective marketing quota are the same. Calculated as follows:

Quality adjustment on the claim is based on 30,000 lbs. - 20,483 lbs. Seg I production = 9,517 lbs. of Seg III peanuts are quality adjusted using the support price. The remaining 14,674 lbs. of Seg III peanuts are quality adjusted using the highest non-quota price election. Calculated as follows:

<u>FSA-1007's</u>	<u>PRODUCTION</u>	<u>VALUE</u>	<u>PRICE</u>	<u>FACTOR</u>	<u>TO COUNT</u>
567821-Seg I	10,825 lbs.	.305	.307	.993	10,749 lbs.
567822-Seg 1	9,658 lbs.	.302	.307	.984	9,503 lbs.
572534-Seg 3	9,517 lbs.	.051	.307	.166	1,580 lbs.
572534-Seg 3	3,113 lbs.	.051	.150	.340	1,058 lbs.
613214-Seg 3	11,561 lbs.	.058	.150	.387	4,474 lbs.

EXAMPLE 2: Insured over reported quota on the acreage report. At the time of final settlement of claim, the FSA determined effective marketing quota was 25,000 lbs. No transfer of quota to or off the FSN was made. Quality adjustment on the claim is based on the lesser FSA Quota as follows:

25,000 lbs. - 20,483 lbs. Seg I Production = 4,517 lbs. of Seg III peanuts quality adjusted using the support price. The remaining 19,674 lbs. of Seg III peanuts are quality adjusted using the highest non-quota price election.

<u>FSA-1007's</u>	<u>PRODUCTION</u>	<u>VALUE</u>	<u>PRICE</u>	<u>FACTOR</u>	<u>TO COUNT</u>
567821-Seg 1	10,825 lbs.	.305	.307	.993	10,749 lbs.
567822-Seg 1	9,658 lbs.	.302	.307	.984	9,503 lbs.
572534-Seg 3	4,517 lbs.	.051	.307	.166	750 lbs.
572534-Seg 3	8,113 lbs.	.051	.150	.340	2,758 lbs.
613214-Seg 3	11,561 lbs.	.058	.150	.387	4,474 lbs.

EXHIBIT 2

EXAMPLE 3: Insured under reported quota on the acreage report. At the time of final settlement of claim, the FSA determined effective marketing quota was 35,000 lbs. No transfer of quota to or off the FSN was made. Calculated as follows:

Quality adjustment on the claim is based on the lesser quota from the acreage report as follows: 30,000 lbs. - 20,483 lbs. of Seg I peanuts = 9,517 lbs. of Seg III peanuts are quality adjusted using the support price. The remaining 14,674 of Seg III peanuts are quality adjusted using the highest non-quota price election. Calculated as follows:

<u>FSA-1007's</u>	<u>PRODUCTION</u>	<u>VALUE</u>	<u>PRICE</u>	<u>FACTOR</u>	<u>TO COUNT</u>
567821-Seg 1	10,825 lbs.	.305	.307	.993	10,749 lbs.
567822-Seg 1	9,658 lbs.	.302	.307	.984	9,503 lbs.
572534-Seg 3	9,517 lbs.	.051	.307	.166	1,580 lbs.
572534-Seg 3	3,113 lbs.	.051	.150	.340	1,058 lbs.
613214-Seg 3	11,561 lbs.	.058	.150	.387	4,474 lbs.

EXAMPLE 4: Insured under reported quota on the acreage report. The FSA quota was 35,000 lbs., however, the insured **transferred** 5,000 lbs of quota off the FSN prior to the end of the insurance period. The premium and quality adjustment on the claim will be based on 30,000 lbs. as follows:

30,000 lbs. - 20,483 lbs. of Seg 1 peanuts = 9,517 lbs. of Seg III peanuts are quality adjustment using the support price. The remaining 14,674 pounds of Seg III peanuts are quality adjusted using the highest non-quota price election. Calculated as follows:

<u>FSA-1007'S</u>	<u>PRODUCTION</u>	<u>VALUE</u>	<u>PRICE</u>	<u>FACTOR</u>	<u>TO COUNT</u>
567821-Seg 1	10,825 lbs.	.305	.307	.993	10,749 lbs.
567822-Seg 1	9,658 lbs.	.302	.307	.984	9,503 lbs.
572534-Seg 3	9,517 lbs.	.051	.307	.166	1,580 lbs.
572534-Seg 3	3,113 lbs.	.051	.150	.340	1,058 lbs.
613214-Seg 3	11,561 lbs.	.058	.150	.387	4,474 lbs.