

Figure 5b. Collisions vs. machine boom arm speed and operator at risk behavior {0,0} in a 152.4 cm seam.

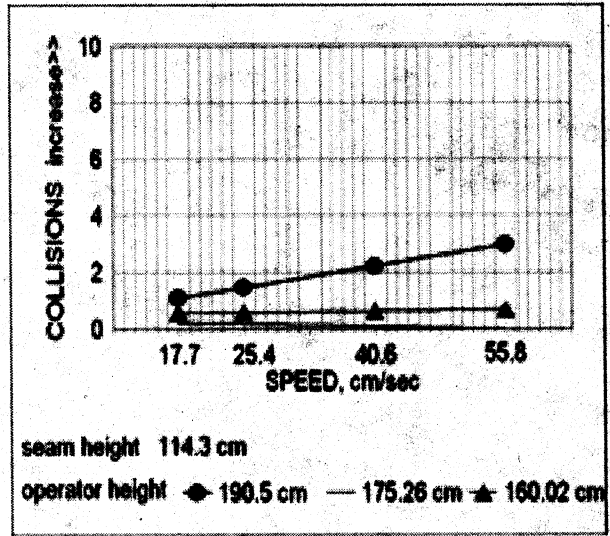


Figure 7a. Collisions vs. machine boom arm speed and operator at risk behavior {1,0} in a 114.3 cm seam.

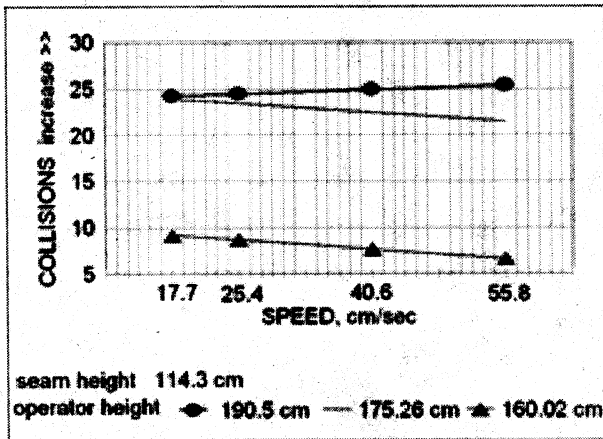


Figure 6a. Collisions vs. machine boom arm speed and operator at risk behavior {0,1} in a 114.3 cm seam.

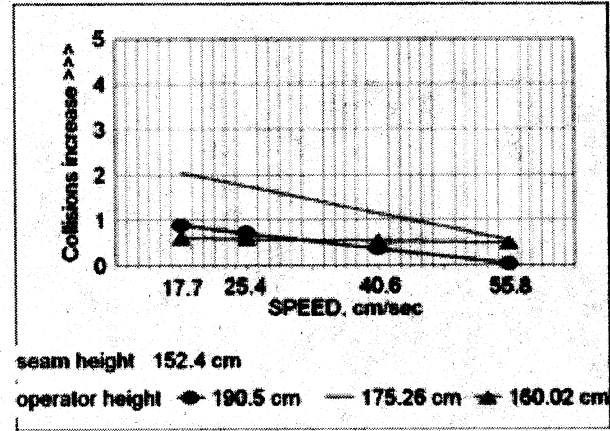


Figure 7b. Collisions vs. machine boom arm speed and operator at risk behavior {1,0} in a 152.4 cm seam.

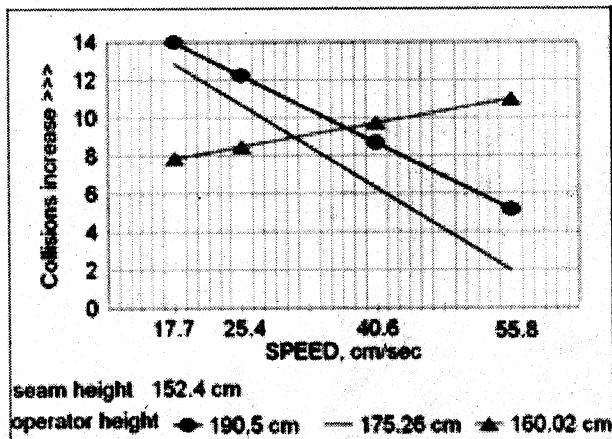


Figure 6b. Collisions vs. machine boom arm speed and operator at risk behavior {0,1} in a 152.4 cm seam.

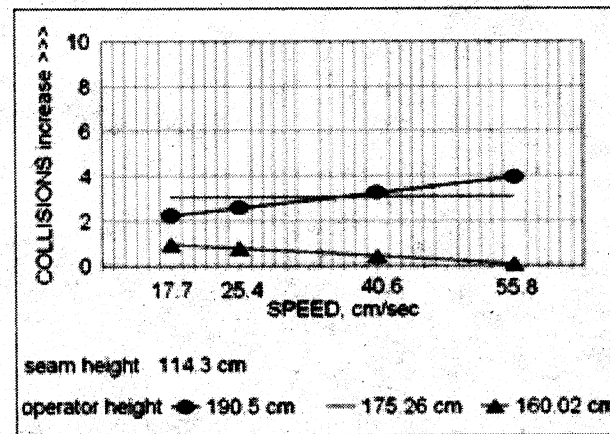


Figure 8a. Collisions vs. machine boom arm speed and operator at risk behavior {1,1} in a 114.3 cm seam.