

Molten Salts Data: Diffusion Coefficients in Single and Multi-Component Salt Systems

G. J. Janz and N. P. Bansal*

Molten Salts Data Center, Cogswell Laboratory, Rensselaer Polytechnic Institute, Troy, New York 12181

The property of diffusion is one of the basic properties of fluid systems. In molten salts, more than 700 studies have been reported to August, 1980, with more than 15 diffusion measurement techniques. A critical examination of these studies with a review of the techniques is presented. The results for more than 140 salt systems are reported in this communication as a series of data tables, with numerical values, value judgements, and literature citations. Silicates, slags, and oxide melts are excluded.

Key words: diffusion; diffusion coefficients; diffusion techniques; fused salts; molten salts; self-diffusion coefficients.

Contents

	Page		Page
1. Introduction	507		
2. Symbols and Units	507		
3. Treatment of Data	507		
4. Value Judgments	508		
5. Experimental Techniques	508		
6. Intercomparisons	513		
7. Classification of Solvents and Diffusing Species..	515		
8. Diffusion Data Tables	515		
9. List of Most Widely Investigated Systems	672		
10. Solvent Systems: Cross Index	673		
11. Diffusing Species: Cross Index	678		
12. Acknowledgments	682		
13. References	682		
Systems Index			
Single Salt Systems			
Fluorides			
1. LiF	516		
2. NaF	516		
3. KF	517		
4. LiBeF ₃	518		
5. Li ₂ BeF ₄	519		
6. NaBF ₄	520		
7. Na ₃ AlF ₆	521		
Chlorides			
8. LiCl		522	
9. NaCl		524	
10. KCl		526	
11. RbCl		529	
12. CsCl		531	
13. CuCl		534	
14. AgCl		535	
15. TlCl		536	
16. BaCl ₂		537	
17. SrCl ₂		538	
18. CaCl ₂		539	
19. ZnCl ₂		540	
20. CdCl ₂		541	
21. PbCl ₂		542	
22. ThCl ₄		543	
Bromides			
23. LiBr		543	
24. NaBr		544	
25. KBr		545	
26. CsBr		546	
27. ZnBr ₂		547	
28. PbBr ₂		547	
29. BiBr ₃		548	
Iodides			
30. LiI		549	
31. NaI		550	
32. KI		551	
33. CsI		552	
34. AgI		552	

*N.P.B., Visiting Research Associate, on leave from: Ramjas College, University of Delhi, India.

© 1982 by the U.S. Secretary of Commerce on behalf of the United States. The copyright is assigned to the American Institute of Physics and the American Chemical Society.
Reprints available from ACS; reprint list at back of each issue.

		Page	Multi-component Salt Systems	
Hydroxides				
35. NaOH.....		553	Fluorides	
Thiocyanates			66. NaF-KF.....	580
36. KCNS.....		553	67. LiF-BeF ₂	581
Carbonates			68. LiF-BaF ₂	583
37. Li ₂ CO ₃		554	69. NaF-BeF ₂	583
38. Na ₂ CO ₃		555	70. NaF-AlF ₃	584
Nitrates			71. NaF-Na ₃ AlF ₆	585
39. LiNO ₃		555	72. LiF-NaF-KF.....	586
40. NaNO ₃		557	73. LiF-BeF ₂ -ZrF ₄	587
41. KNO ₃		559	74. LiF-BeF ₂ -ThF ₄	589
42. RbNO ₃		560	Chlorides	
43. CsNO ₃		562	75. LiCl-KCl.....	590
44. AgNO ₃		563	76. LiCl-CsCl.....	594
45. TlNO ₃		564	77. NaCl-KCl.....	595
Metaphosphates			78. NaCl-CsCl.....	598
46. NaPO ₃		565	79. KCl-AgCl.....	599
Sulfur & Polysulfides			80. RbCl-CsCl.....	600
47. Sulfur.....		566	81. LiCl-CdCl ₂	601
48. Na ₂ S ₃		567	82. NaCl-MgCl ₂	601
49. Na ₂ S ₄		568	83. NaCl-CaCl ₂	602
50. Na ₂ S ₅		569	84. NaCl-CdCl ₂	603
Borates			85. KCl-MgCl ₂	604
51. Na ₂ B ₄ O ₇		569	86. KCl-CaCl ₂	606
Hydrates			87. KCl-ZnCl ₂	606
52. MgCl ₂ ·6H ₂ O.....		571	88. KCl-CdCl ₂	607
53. CaCl ₂ ·6H ₂ O.....		571	89. KCl-PbCl ₂	607
54. LiNO ₃ ·3H ₂ O.....		572	90. CsCl-BaCl ₂	609
55. Ca(NO ₃) ₂ ·4H ₂ O.....		573	91. CsCl-CdCl ₂	610
56. Ca(NO ₃) ₂ ·4D ₂ O.....		574	92. NaCl-AlCl ₃	612
57. CH ₃ COONa·3H ₂ O.....		574	93. LiCl-KCl-ZnCl ₂	614
Salts with Organic Anion or Cation			Bromides	
58. HCOONH ₄		575	94. LiBr-KBr.....	615
59. CH ₃ CONH ₂		575	95. NaBr-KBr.....	617
60. NH ₄ SO ₃ NH ₂ (ammonium sulfamate).....		576	Mixed Halides	
61. C ₂ H ₅ NH ₃ Cl.....		576	96. KCl-NaI.....	618
62. [(CH ₃) ₂ NH ₂] ₂ SO ₄ (dimethyl ammonium sulfate).....		578	97. NaCl-K ₂ TiF ₆	619
Others			98. LiF-LiCl-KCl.....	620
63. B ₂ O ₃		578	99. NaF-AlF ₃ -BaCl ₂	620
64. Al ₂ O ₃		579	Cyanides	
65. Na ₂ Si ₂ O ₅ (sodium di-silicate).....		580	100. NaCN-KCN.....	621
			Hydroxides	
			101. NaOH-KOH.....	621
			Carbonates	
			102. Li ₂ CO ₃ -Na ₂ CO ₃	622
			103. Li ₂ CO ₃ -K ₂ CO ₃	624

104. Na ₂ CO ₃ -K ₂ CO ₃	625	Metaphosphates	
105. Li ₂ CO ₃ -Na ₂ CO ₃ -K ₂ CO ₃	626		
		129. NaPO ₃ -KPO ₃	660
		Sulfates	
		130. Li ₂ SO ₄ -K ₂ SO ₄	661
		131. Li ₂ SO ₄ -Na ₂ SO ₄ -K ₂ SO ₄	662
		Hydrates	
		132. NH ₄ NO ₃ -H ₂ O.....	663
		133. KNO ₃ -Ca(NO ₃) ₂ -4H ₂ O.....	663
		134. Ca(NO ₃) ₂ -H ₂ O.....	664
		Salts with Organic Anion or Cation	
		135. CH ₃ COONa-CH ₃ COOK.....	665
		136. CH ₃ COOLi-CH ₃ COONa-CH ₃ COOK.....	665
		Others	
		137. Cd-CdCl ₂	666
		138. AlCl ₃ -Butyl pyridinium chloride.....	667
		139. CaF ₂ -Al ₂ O ₃	667
		140. Na ₃ AlF ₆ -Al ₂ O ₃	668
		141. KCl-NaPO ₃	670
		142. K ₂ SO ₄ -K ₂ S ₂ O ₇	670
		143. Na ₂ O-SiO ₂ -B ₂ O ₃	671
106. LiNO ₃ -NaNO ₃	627		
107. LiNO ₃ -KNO ₃	627		
108. LiNO ₃ -CsNO ₃	633		
109. LiNO ₃ -AgNO ₃	634		
110. NaNO ₃ -KNO ₃	635		
111. NaNO ₃ -RbNO ₃	638		
112. NaNO ₃ -CsNO ₃	640		
113. NaNO ₃ -AgNO ₃	640		
114. NaNO ₃ -TlNO ₃	642		
115. KNO ₃ -CsNO ₃	644		
116. KNO ₃ -AgNO ₃	646		
117. KNO ₃ -TlNO ₃	647		
118. RbNO ₃ -AgNO ₃	648		
119. RbNO ₃ -TlNO ₃	649		
120. CsNO ₃ -AgNO ₃	650		
121. CsNO ₃ -TlNO ₃	651		
122. NaNO ₃ -Ba(NO ₃) ₂	653		
123. NaNO ₃ -Sr(NO ₃) ₂	654		
124. NaNO ₃ -Ca(NO ₃) ₂	655		
125. KNO ₃ -Ba(NO ₃) ₂	656		
126. KNO ₃ -Sr(NO ₃) ₂	657		
127. KNO ₃ -Ca(NO ₃) ₂	658		
128. LiNO ₃ -NaNO ₃ -KNO ₃	660		

1. Introduction

The property of diffusion is one of the basic transport properties of fluid systems; and as such is important to various theoretical and practical considerations in materials science and technology.

The diffusion data for molten salts are largely in the primary scientific literature, and are thus rather widely dispersed (more than 100 journals) and not readily accessed. Our survey showed that more than 700 diffusion studies had been reported to date (1980), and that some 15 different measurement techniques had been applied. The need for a review of the diffusion data for molten salts was thus clearly apparent. In the present work we report the results of such a study. Silicates, slags and oxide solvent systems have not been included in the present work.

For closely related publications in this series, see [1-9]¹ and table 1.

2. Symbols and Units

The fundamental constants, symbols and units used in this work are in tables 2 and 3 respectively.

3. Statistical Analysis

The recommended data values were selected on the basis of our estimates of precision and accuracy of the data in

TABLE 1. NSRDS molten salts data series

Molten Salts	Contents	Ref.
Vol. 1 (1968)	Single salts (κ, η, ρ)	[1]
Vol. 2 (1969)	Single salts (γ)	[2]
Vol. 3 (1972)	Binary mixtures: nitrates, nitrites	[3]
Vol. 4, Pt. 1 (1974)	Binary mixtures of fluorides	[4]
Vol. 4, Pt. 2 (1976)	Binary mixtures of chlorides	[5]
Vol. 4, Pt. 3 (1977)	Binary mixtures: bromides, iodides	[6]
Vol. 4, Pt. 4 (1979)	Binary mixtures: mixed halides	[7]
Vol. 5, Pt. 1	Binary mixtures: mixed anions other than nitrates, nitrites, halides	[8]
Vol. 5, Pt. 2	Additional systems	[9]

TABLE 2. Fundamental constants

Symbol	Name	Values
N	Avogadro constant	$6.022045(31) \cdot 10^{23} \text{ mol}^{-1}$
F	Faraday constant	$9.648456(27) \cdot 10^4 \text{ C mol}^{-1}$
e	Electron charge	$1.6021892(46) \cdot 10^{-19} \text{ C}$
R	Gas constant	$8.31343(1) \cdot 0.0012 \text{ J K}^{-1} \text{ mol}^{-1}$ $1.98716 \pm 0.00029 \text{ cal K}^{-1} \text{ mol}^{-1}$

Fundamental constants from CODATA Bulletin No. 11 (Dec. 1973). In each case the digits in parentheses following a numerical value represent the standard deviation of that value in the decimal places indicated for its final digits.

¹Numbers in brackets refer to literature references.

TABLE 3. Symbols and units

Symbol	Physical quantity	Units
<i>A</i>	Pre-exponential factor	as in text
<i>C</i>	Concentration	mol %
<i>E</i>	Energy of activation	cal mol ⁻¹
<i>t</i>	Temperature	°C
<i>T</i>	Temperature	K
<i>X</i>	Mole fraction	dimensionless
<i>D</i>	Diffusion coefficient	cm ² s ⁻¹

For conversion to SI units: 1 cal mol⁻¹ = 4.184 J mol⁻¹.

the literature.

All calculations were made on the digital computer facilities at Rensselaer Polytechnic Institute. The data of each recommended study, were fitted by a one-dimensional analysis, using the method of least squares, to establish the variation of the physical quantities with temperature at the experimental compositions.

The criterion for choosing the equation of best fit in the one-dimensional analysis was the standard error of estimate.

This was defined by

$$s = \left[\frac{\sum (D_e - D)^2}{n - q} \right]^{1/2},$$

where D_e is the experimental value of the diffusion coefficient at each temperature, D is the value calculated from the least squares equation at the same temperature, n is the number of experimental data points, and q is the number of coefficients in the fitting equation. The standard error of estimate was computed from the residuals in the least-squares routine.

4. Value Judgments

Precision

Estimates of precision were based on standard error of estimate analysis. The standard error of estimate is the end result of a statistical analysis of the numerical data, and the statistical analysis depends on various factors, such as the number of the data points, the nature of the concentration dependence, and the temperature dependence of the particular physical property.

The precision is defined here as the standard error expressed as a percent value. Assuming a normal distribution, about 68% of the data points lie within this estimate of precision, 95% within twice this value, and approximately 99% within three times this value. Where the preceding approach was not possible, we refer to the published error estimate of the original authors.

Accuracy

Accuracy estimates were based on assessments of experimental details including method of measurements, techniques, analytical characterization of chemicals, and inter-comparisons with results from the same and/or different laboratories. The accuracy estimates are more subjective than the estimates of precision.

5. Experimental Techniques

For basic principles and practice in diffusion measurements, see [10-12]. For fused salts, the various methods may

be collected under two broad headings, namely electrochemical and analytical-transport, i.e.:

Electrochemical methods

chronopotentiometry
 chronoamperometry
 linear sweep voltammetry
 polarography
 rotating disc electrode
 faradaic impedance

Analytical-transport coupled methods

interferometric method
 capillary method
 porous frit technique
 diffusion couple method
 diaphragm cell
 gravimetric technique
 chromatographic method
 cylindrical thin layer method

Other

NMR line width technique
 conductance method

A brief description of the basic principles for each technique as applicable to molten salts measurements follows herewith.

Electrochemical Methods

For a review of the various electrochemical techniques as used in molten salt systems, see Lesko [13].

Chronopotentiometry. Chronopotentiometry has been most widely applied for the determination of diffusion coefficients in fused salts. Basically, a constant current electrolysis of a dilute solution is carried out and the variations in the potential of the indicator electrode, against a suitable reference, are monitored as a function of time. The time span between the onset of electrolysis and when the depolarizer concentration at the electrode surface becomes zero is called the transition time. For the case where the mass transport is controlled by semi-infinite linear diffusion, the transition time is related to other experimental parameters by the Sand equation:

$$D = \left[\frac{4\tau I^2}{\pi n^2 F^2 A^2 C_0} \right] \quad (7.1)$$

where τ is the transition time (s), I is the constant electrolysis current (A), n is the number of electrons involved in the electron transfer step, F is the Faraday constant (C mol⁻¹), A is the area of the indicator electrode (cm²), C_0 is the concentration of the depolarizer in the bulk of the solution (mol cm⁻³), and D is the diffusion coefficient (cm² s⁻¹).

Diffusion coefficients of the electroactive species may be calculated from equation 7.1. For further details of chronopotentiometry, see [15, 16, 18-20]. It has been shown by Laity and McIntyre [14], that the chronopotentiometric diffusion coefficient of an ion is identical to both the interdiffusion and self-diffusion coefficients for dilute molten salt solutions.

In recent work it has been shown that the above restriction to dilute solute ions is not limiting. Thus Braunstein et al. [279, 280, 282], through a rigorous theoretical examination of the basic principles, have derived equations and computational methods which extend the chronopotentiometric

technique for the determination of diffusion coefficients in the concentrated solution range. The diffusion data for Be^{2+} in $\text{LiF}-\text{BeF}_2$ mixtures (95 mol% BeF_2), were thus determined (see system 67).

Chronoamperometry. In chronoamperometry a potential-step function is applied to the working electrode and the resulting current is measured as a function of time. The potential step is selected such that at the initial potential no faradaic current flows, and at the final potential the current is diffusion limited. For semi-infinite linear diffusion control the instantaneous current, I_t , is given by the Cottrell equation:

$$I_t = \left[\frac{nFAD^{1/2}C_0}{\pi^{1/2}t^{1/2}} \right] \quad (7.2)$$

where t is the time (s), and the other terms have the same significance as described earlier. From the above equation it is apparent that the product $I_t t^{1/2}$ is constant. Diffusion coefficients of the electroactive species can be evaluated from equation (7.2). Values of the correction factor to be applied to equation (7.2) for diffusion toward spherical and cylindrical electrodes have been tabulated by Bansal and Plambeck [17]. For greater details of this technique references [16], [19–20] may be consulted.

Linear Sweep Voltammetry. For linear sweep voltammetry, a rapidly changing ramp potential ($> 10 \text{ mV s}^{-1}$) is applied to the indicator electrode, and the resulting current is measured as a function of this potential. The solution is unstirred and mass transport is diffusion controlled. The current increases to a maximum and then decays, yielding a peak shaped curve. The peak current, I_p , for a reversible system is given by the Randles-Sevcik equation:

$$I_p = \left[\frac{0.447(nF)^{3/2}AC_0D^{1/2}V^{1/2}}{(RT)^{1/2}} \right] \quad (7.3)$$

where V is the voltage sweep rate (V s^{-1}), R is the gas constant, T is the temperature (K), and other terms have the same meaning as above. From the above equation it is clear that $I_p V^{-1/2}/C_0$ should be constant, and values of the diffusion coefficient may be calculated from equation (7.3). For further details of rapid scan voltammetry, see references [16], [18–20].

Polarography. Polarography is an electrochemical technique in which the current flowing at a dropping mercury electrode (dme) is measured as a function of the applied potential. The current-potential plot is known as the polarogram. The current corresponding to the plateau of the wave is the diffusion current.

The instantaneous faradaic current at any time during the life of the drop is given by the Ilkovic equation:

$$I(t) = [708nD^{1/2}C_0m^{2/3}t^{1/6}] \quad (7.4)$$

where $I(t)$ is the current (μA) at any time t since the beginning of the drop formation, n is the number of electrons involved in the reduction or oxidation of the electroactive species, C_0 is the bulk concentration (mmol L^{-1}), m is the rate of flow of mercury (mg s^{-1}), and other terms have the conventional significance. (If $t = t_d$, i.e., the drop time of the dme, then the value of current obtained from the above equation is the maximum diffusion current obtained during the drop life).

The mean diffusion current is obtained by integrating $I(t)$ with respect to time over the total drop life and then dividing by the drop time, t . Thus the Ilkovic equation for the mean diffusion current becomes:

$$I_d = [607nC_0D^{1/2}m^{2/3}t_d^{1/6}] \quad (7.5)$$

where I_d is the average current, t_d is the drop time and other terms are the same as defined above. The diffusion coefficients may be evaluated from equation (7.5). In the higher temperature range, the dme cannot be used because of the high vapor pressure of mercury. Dropping electrodes of other metals, Bi, Pb, Zn, have been tried. For additional information, see [16], [18], [20], and [21].

Rotating Disc Electrode. The presence of natural convection complicates the study of electrode processes at stationary electrodes. Forced convection, however, may be used to advantage as a mass transport process. Under forced convective mass transport, a steady-state current is observed, i.e., the current is independent of time. These conditions are achieved by rotating electrode technique.

The limiting current at a rotating disc electrode is given by Levich equation [22, 23]:

$$I_L = [0.62nFAD^{2/3}C_0\nu^{-1/6}\omega^{1/2}] \quad (7.6)$$

where I_L is the limiting current (A); $\omega (= 2\pi f)$ is the angular velocity of the disc, f is the number of rotations per second; ν is the kinematic viscosity ($\text{cm}^2 \text{s}^{-1}$) of the solution, and the other quantities are the same as before. The kinematic viscosity is the viscosity of the solution divided by its density. When the viscosity is in poise ($\text{g cm}^{-1} \text{s}^{-1}$) and the density in g cm^{-3} , the kinematic viscosity is in units of $\text{cm}^2 \text{s}^{-1}$. The above equation, thus, is used to obtain the values of D for electrochemically active species. See [16, 22, 23] for additional details.

Faradaic Impedance. This technique has found most applications to reactions in aqueous solutions and was first applied to molten salt systems by Laitinen and coworkers [24, 25].

Under conditions where the electrode impedance is determined entirely by the discharge and diffusion of ions, the resistive and capacitive impedances of the electrode (R_f , C_r , respectively), are linearly related to $f^{-1/2}$, i.e.:

$$R_f = \left[R' + \frac{b}{\sqrt{f}} \right] \quad (7.7)$$

and

$$\left(\frac{1}{\omega C_r} \right) = \left(\frac{b}{\sqrt{f}} \right) \quad (7.8)$$

where f is the frequency of the ac signal (Hz), $\omega = 2\pi f$, and R' and b are given, respectively, by (RT/nFi) and $(RT/n^2F^2AC_0\pi^{1/2}D^{1/2})$, and i is the exchange current. From measurements of R_f and C_r over a series of f , the value of the diffusion coefficient of the potential determining ion, D , is gained from the above equations.

For additional details see [18, 19, 26–32].

Advantages and Limitations. From a consideration of the molten salts diffusion literature (> 760 publications), it is apparent that approximately 75% of the diffusion data were obtained by the preceding electrochemical techniques. A comparison of the frequency that specific electrochemical techniques have been used is summarized in table 4. Inspec-

tion shows that the chronopotentiometric technique, by far, has seen widest application for molten salts diffusion data.

Some of the advantages and limitations of the electrochemically based techniques may be summarized as follows.

The electrochemical methods are quite rapid compared to other techniques. This is of greatest significance for systems where the values of diffusion coefficients are small ($\sim 10^{-6}$ to 10^{-8} cm² s⁻¹). The technique, thus, appears suitable for studies in which the measurements are to be extended into the metastable supercooled region (KNO₃-Ca(NO₃)₂) or highly viscous melts (BeF₂, ZnCl₂ containing melts).

The diffusion data available from electrochemical experiments are frequently affected by the nature of the electrode reactions and by variations of the effective area of the working electrode.

The diffusion species must be electroactive to be sensed by the electrochemical approach, and the oxidation or reduction of the species must be possible within the potential span of stability of the solvent system. The electrode process should be clearly understood and the mass transport should be diffusion-controlled.

Analytical-Transport Coupled Methods

Some of the salient principles of the various methods in this category, together with the working equations, are briefly examined. The advantages and limitations of each method are assessed, and an analysis of the frequency of use (based on this study) is also reported.

Interferometry. Interdiffusion coefficients are measured by recording the phase variations introduced on an initially plane wave front when passing through a diffusion cell. The path differences are observed by wave front-shearing interferometry. The variations of refractive index in the test region thus monitored enable one to investigate processes directly related to a density gradient, such as diffusion. The theory and practice of this technique are well established at ambient temperatures (~ 25 °C), and the extension to high temperatures awaited the work by Gustafsson et al. [33-42]. For experimental details, i.e., the design of light channels into the hot zone, and the (stainless steel) diffusion cells, see [33, 34]. With appropriate cell dimensions, and relatively small shears, it has been shown [40] that the working equation reduces to:

$$D = [0.10857(x_i^2 - x_j^2) / \{t \log_{10}(x_i/x_j)\}] \quad (7.9)$$

where x_i and x_j are the positions of the two fringes having identical path difference values, and t is the time.

Capillary Technique. Two variations of this technique

TABLE 4. Percent application of electrochemical diffusion techniques in molten salts measurements.

Experimental technique	% Application
Chronopotentiometry	44
Linear sweep voltammetry	11
dc polarography	5
Rotating disc electrode	5
Chronoamperometry	3
Faradaic impedance	2
Others	3

have been developed for molten salts studies: (i) diffusion out of the capillary, and (ii) diffusion into the capillary. The working equations, based on solutions of Fick's second law of diffusion are as follows:

(i) "diffusion out of"

$$D = \left[\frac{4L^2}{\pi^2 t} \ln \left(\frac{8}{\pi^2 \Delta} \right) \right] \quad (7.10)$$

and

$$D = (0.7854(1 - \Delta^2)L^2/t) \quad (7.11)$$

for $\Delta < 0.4$ and $\Delta \geq 0.5$, respectively. Here Δ is the ratio $(C_f - C_0)/(C_r - C_0)$, and C_f is the final mean activity within the capillary; C_r is the reservoir activity, and C_0 is the bath activity (which is constant). The length of the capillary is L , and t , the diffusion time. The diffusion equations, above, are accurate to $\sim 0.2\%$ and $\sim 0.3\%$, respectively [43,44].

(ii) "diffusion into"

$$Q = [2C_0A(Dt/\pi)^{1/2}] \quad (7.12)$$

where Q is the total diffusate after time t , C_0 the constant bath concentration, and A , the capillary cross-sectional area [45-49].

For details on experimental assemblies, and capillary filling techniques see [43-55]. The "diffusion out of" appears to be more accurate than the "diffusion into" variation of the capillary methods [53]. Additional observations on the limitations follow later in this work.

Porous Frit Technique. This modification of the capillary method was advanced by Djordjevic and Hills [56] so that the diffusion times could be reduced drastically. Instead of a single capillary, a fritted disc (which can be regarded as composed of many small, irregularly shaped capillaries) is employed.

This porous frit is impregnated with the active species so that diffusion occurs from both disc faces. The diffusion coefficient D , of the active species is calculated from:

$$D = (D' \phi) \quad (7.13)$$

where ϕ is the porous frit labyrinth constant, and D' , the apparent diffusion constant is obtained from the concentration of the diffusate \bar{c} in the frit after the time, t , of the measurements and the thickness, L , of the frit, viz:

$$\bar{c} = \left\{ \frac{8C_0}{\pi^2} \sum_{n=0}^{\infty} \frac{1}{(2n+1)^2} \times \exp \left[\frac{-(2n+1)^2 \pi^2 D' t}{L^2} \right] \right\} \quad (7.14)$$

If $D' t / L^2 > 0.2$, the series expansion in (7.14) converges so rapidly that only the first term of the series needs to be considered.

For details on the experimental assemblies used with molten salts, labyrinth constant calibration, and related procedural aspects see [53, 56-59]. For use of the porous frit with gravimetric analysis, see later.

Diffusion Couple Method. In this technique, two columns of fluids are "coupled" in the diffusion capillary through a "vanishing bubble" technique so that the boundary is sharply defined at the meniscus of the lower column. On completion of the measurements, the capillary is broken at this junction "in situ," and the total diffusate in the upper part is determined by standard radiochemical methods. The

method has been used for molten oxides [61, 62] and was adapted for molten salts diffusion studies by Angell and Bockris [63, 64] both in theory and practice. The diffusion equation:

$$D = [\phi^2 \pi / (C_0^2 A^2 t)] \quad (7.15)$$

requires the measurement of ϕ , the total diffusate in the originally inactive sample; t , the diffusion time; A , the capillary cross section area; and C_0 , the initial radioactivity of the active sample.

Some of the negative features (lack of definition of boundary; volume change on quenching) were removed by the innovations of Angell and Bockris (vanishing bubble and in situ termination techniques); for details on filling techniques and experimental procedures see [63–65].

Diaphragm Cell Method. This technique is basically one of the simplest for diffusion measurements and has been widely used at ambient temperatures. The working equation, after Gordon [66] and Stokes [67], is:

$$\ln \frac{\Delta C_0}{\Delta C_t} = \left[\frac{1}{\beta} \left(\frac{1}{V_A} + \frac{1}{V_B} \right) D t \right] \quad (7.16)$$

where ΔC_0 and ΔC_t are the difference in the concentrations on either side of the porous diaphragm at the initial and termination times; V_A and V_B are the volumes of the liquids; D , the diffusion coefficient; and β , the diaphragm cell constant. An underlying principle is that if V_A and V_B are relatively large volumes, and only a small amount of solute diffuses, the difference in concentration may be taken as constant, so that the conditions across the diaphragm are essentially those for steady state diffusion. For experimental assemblies, theory, and practice, see [68, 69], and for molten salts assemblies see [70, 73].

Gravimetric Diffusion Technique. In this technique, an analytical balance is used to monitor the buoyancy change of the porous frit immersed in the molten salt mixture from an under the pan suspension. The porous frit is initially saturated with the one of the molten salt mixtures. The buoyancy changes due to interdiffusion are followed as a function of time. The principles have been described in detail elsewhere [74–77], and were adapted for high temperature measurements with molten salts by Sjöblom [75, 76, 78].

The values of diffusion constant, D , are gained from:

$$[d [\log_{10}(w_t - w_\infty)] / dt] = -D/k \quad (7.17)$$

where w_t and w_∞ are two apparent porous frit weights at times t , and the final time (∞), and k is the porous frit cell constant. The latter is generally gained by an ancillary calibration experiment using a system for which the D values are known as reference values. For some additional considerations of the porous frit shapes, and the limitations of eq. (7.17), see [79, 80]. See also [510].

Chromatographic Technique. In adapting the techniques of paper-strip chromatography to molten salts systems, asbestos strips [80, 81], glass-fiber matte on glass plates [82, 83], quartz fiber matte and alumina [84–88], thin layer of porous ceramic oxides (Al_2O_3 , MgO , ZrO_2) [89–92], and sintered MgO strips [93] have been used to hold the molten system. The sample is tagged with a suitable radioisotope by pressing a second small strip with the tracer in the impregnated strip briefly. On completion of the diffusion period, the

activity is monitored by the conventional radiochemical techniques after the system is (rapidly) brought to room temperature. The impregnated substrate minimizes volume change corrections in this procedure. For additional experimental details, see [80, 82, 83, 86, 87, 89, 93].

The solution of Fick's law of diffusion under the boundary conditions imposed by the above procedures [81, 82, 93] leads to the expression:

$$C_i(x) = \frac{C_i}{(\pi D t)^{1/2}} \times \exp[-x^2 / (4 D_i t)] \quad (7.18)$$

Accordingly, the values of D_i are determined from the slope of $\log C_i(x)$ vs x^2 . Here $C_i(x)$ and C_i are the specific activity at the distance x after time t , and the total activity of the diffusate.

The expansivity of MgO is low ($\sim 1\%$ from 25–800 °C), and MgO is one of the most stable oxides. With this technique and the sintered porous MgO self-supporting substrates, diffusion in highly aggressive chloride and fluoride melts has been investigated [93].

Cylindrical Thin Layer (CTL) Method. In this technique, a thin layer of melt is held by two close fitting axially concentric graphite crucibles. Under the conditions of the experiment, eq. (7.17) holds, and the tracer diffusion coefficients are gained accordingly. For details see [93]. The technique was developed for tracer diffusion studies, especially for fluoride melts.

Advantages and Limitations. As indicated earlier, about 25% of the molten salts diffusion data surveyed in this study was gained by the preceding techniques, i.e. the non-electrochemical techniques. The frequency of use in molten salts is summarized in table 5; it is clear that the capillary techniques, and a modification thereof, namely the porous frit method, account for $\sim 80\%$ of the diffusion data from this group.

Some of the advantages and limitations of these methods should be noted as follows:

Interferometry. The advantages appear to be: the duration of each run of diffusion experiment is short (~ 1 h); the interferograms can be continuously monitored; the absence of convection can be directly confirmed through the fringes; the diffusion process can be studied in situ, i.e., without disturbing or interrupting the process under study; diffusion coefficients can be calculated from pairs of fringes, and the final value of diffusion coefficient can thus be evaluated by statistical treatments.

The salient limitations are the restriction to optically transparent liquids having large variations of refractive in-

TABLE 5. Percent application of analytical-transport coupled diffusion techniques in molten salts measurements

Experimental techniques	% Application
Capillary techniques	67
Chromatography method	7
Interferometry method	7
Porous frit techniques	13
Others	6

dex with composition and temperature. Most of the fused salts meet these requirements. The upper temperature is limited by optical disturbances due to thermal radiation from the melt; it may be possible to extend the measurements to $\sim 1000^\circ\text{C}$.

Capillary Techniques. Diffusion periods > 6 h are required for a good degree of accuracy; the duration of the experiments increases greatly for viscous systems. In general the capillary techniques are not suitable for systems having only short-lived radioactive isotopes. For the "diffusion into the capillary" method, the times are relatively short by comparison (1–3 h); this approach, however, requires relatively larger amounts of radioactivity and also, is judged to be less accurate than the "diffusion out of the capillary" technique [18].

The "immersion effect," should be noted as a possible error source. This effect refers to the tendency to sweep out part of the active solution from the capillary in the act of immersion or removal. This error source is minimized if the diffusion times are long, and also if a drop of solution is retained on the capillary just prior to immersion. For additional information see [124, 126–127].

An additional possible error source, referred to as the " ΔL -effect," is the effect of the rate of stirring; if the rate is too rapid, this leads to D values too large; if it is too slow, this error source leads to D values too low. For diffusion times $>$ several hours, the errors due to this effect are quite small. See [10, 12, 43, 46, 123–125] for details.

Porous Frit Technique. The porous frit technique does not seem well suited for comparatively high self-diffusion coefficients. For example the values for Na^+ and CO_3^{2-} in molten carbonate by this technique are too large ($\sim \times 10 \sim \times 20$); the contributing factors are not understood since the porous frit technique has reproduced D values at ambient temperatures. An advantage of this technique is the relatively short times required; it is thus well suited for measurements with isotopes of short-half lives, e.g., ^{82}Br (~ 30 minutes). It also seems well suited for the more viscous salts, e.g. molten ZnCl_2 , for which the times with the simple capillary technique would be prohibitively long. See also: Gravimetric Technique.

Diffusion Couple Technique. The technique requires a great deal of manual dexterity. The main sources of error lie in a small but irreproducible dilution of the radioactive column during the filling process, and statistical uncertainties in the activity analysis. An advantage is that the " ΔL -effect" and the "immersion effects" of the simple capillary method are avoided.

Diaphragm Cell Technique. This technique has seen only very limited applications with molten salts. It is a relative technique since the diaphragm pore area and length cannot be determined in an absolute manner.

Gravimetric Technique. If the porous frits are made of glass rather than quartz, this technique is not reliable owing to the relatively rapid ion-exchange. Thus while the diffusion coefficients for mono-valent cations into pyrex are relatively low ($\sim 10^{-11} \text{ cm}^2 \text{ s}^{-1}$ @ $\sim 300^\circ\text{C}$) the large melt-frit interface leads to a significant ion-exchange during the gravimetric measurements.

Chromatographic Method. The advantages appear to be

in simplicity. The end effects (of the capillary methods) are inherently absent. No special apparatus is required and the technique appears suited for measurements under difficult conditions, e.g., as in high pressure vessels.

A limitation is in the relatively large area of melt that is exposed; thus the method appears limited to systems with low vapor pressure. A further problem is in the need to impregnate the chromatographic strip uniformly; non-uniform impregnation leads to irreproducibilities of D values.

Cylindrical Thin Layer (CTL) Techniques. This variation of the capillary method appears suited for corrosive molten salts (e.g. fluorides), and for systems with relatively high vapor pressure. The salient error sources appear in the possible convection in the capillary, and the contraction during freezing (termination of measurements). For additional details see [93].

Other Methods

Two additional methods, as below, are to be noted relative to molten salts.

NMR Line Width Technique. This method has been used for some preliminary diffusion measurements in solid and molten salts, e.g., LiI [510]. The line width of the nuclear magnetic resonance (NMR) line is determined as a function of temperature. Both pulsed and steady state NMR have been used, mainly in studies of ionic crystals and metals, but also in some cases, of molten salts. The diffusion coefficients are calculated from the basic equation:

$$\frac{1}{\nu_i} = \frac{d^2}{6D_i} \quad (7.19)$$

expressing the relationship between the jump frequency, ν_i , the diffusion coefficients, D_i , and d , the jump distance or next-nearest neighbor distance in the ionic crystal. Reduction to the practical expression follows from Torrey's model of ionic diffusion [511]. It is to be noted that no macroscopic diffusional flow is measured. For details, see [510].

Conductance Method. This method uses the principles of ionic dilute solution theories to calculate the diffusion constants. Thus the Nernst-Einstein equation, relating the diffusion constant, D_i , and the equivalent ionic conductance, λ_i , is used in the form:

$$D_i = H_R (RT\lambda_i / z_i F^2) \quad (7.20)$$

where H_R is the Havens correlation factor for ionic conductors [512], and λ_i is gained from equivalent conductance data and transport numbers in the conventional manners. For additional details, see [510].

Advantages and Limitations. For these two methods, the following aspects are to be noted.

In the NMR technique, the calculation of the spin relaxation times (from the line width measurements) is limited by various problems, such as line shapes, quadrupole interactions, and magnetic field inhomogeneities.

In the conductance method, the use of the Nernst-Einstein equation implies conditions under which the ionic mobilities are independent of each other (as in infinitely dilute electrolytes). Application of this equation to molten salts is also subject to further uncertainties relative to values for the

Havens correlation factor and of transport numbers in molten salts. An uncertainty of $\sim \pm 10\text{--}20\%$ has been advanced for the thus estimated values for D_i [510].

6. Intercomparisons of Diffusion Techniques

For three systems the number of investigations appears sufficient to enable meaningful intercomparison, viz.,

(a) for the self-diffusion of Na^+ in molten NaNO_3 , some 21 independently conducted studies, by 4 different techniques.

(b) for the diffusion of Ag^+ in molten NaNO_3 , some 11 independently conducted studies, by 7 different techniques.

(c) for the diffusion of Cd^{2+} in the molten LiCl-KCl eutectic, some 14 independently conducted studies, by 5 different techniques.

The results are illustrated in figures 1-3 and tables 6-8 herewith. Some observations thus possible, are as follows.

$\text{Na}^+/\text{NaNO}_3$: The agreement between the values from all four techniques (diffusion out of capillary, diffusion into capillary, chromatography, porous frit) is $\sim \pm 10\%$. The values from five different laboratories, each using the "diffu-

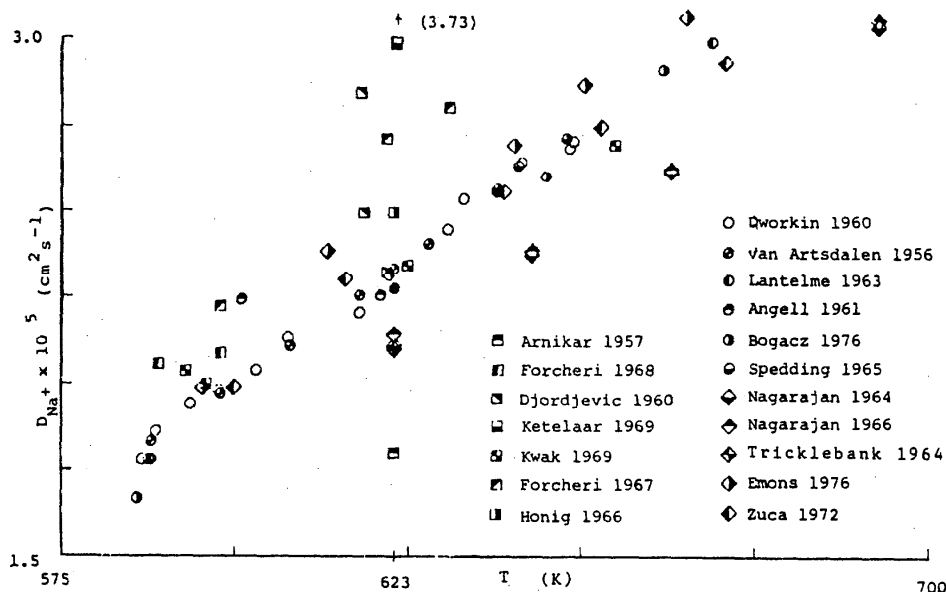


FIGURE 1. Diffusion studies of Na^+ in molten NaNO_3 .

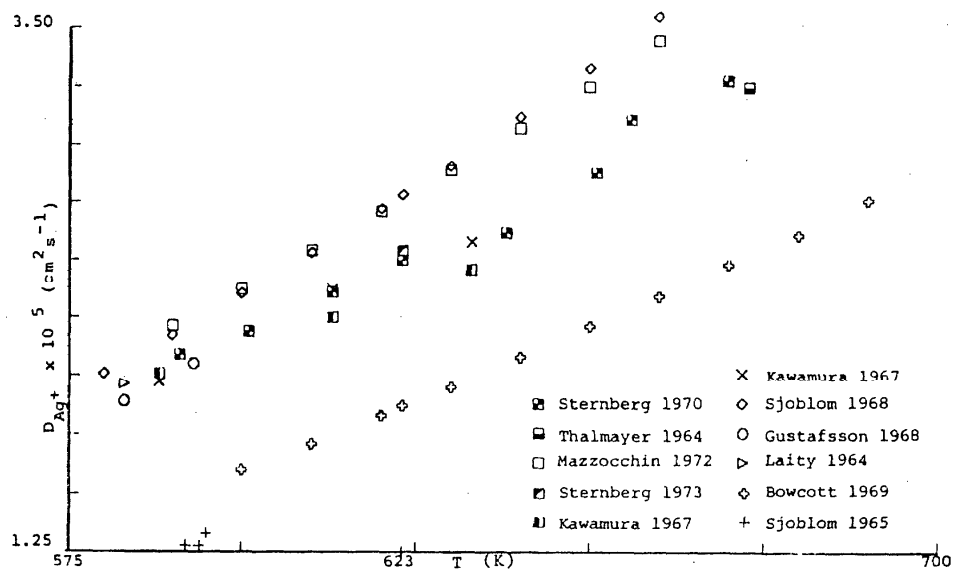
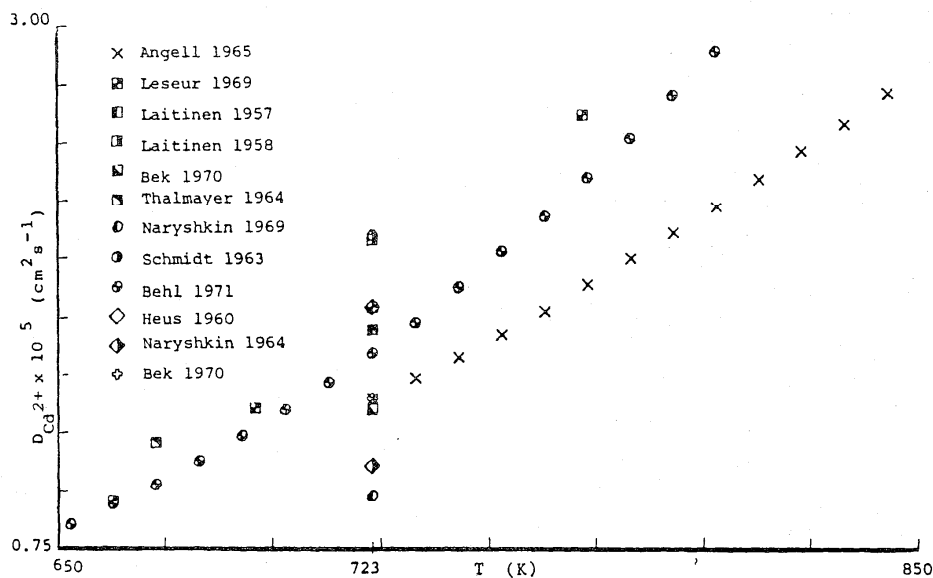


FIGURE 2. Diffusion studies of Ag^+ in molten NaNO_3 .

FIGURE 3. Diffusion studies of Cd^{2+} in molten LiCl-KCl .TABLE 6. Diffusion coefficients of Na^+ in NaNO_3 at 350°C

Technique	$D \times 10^5$ ($\text{cm}^2 \text{s}^{-1}$)	Reference
Diffusion out of capillary	2.33	50
	2.32	94
	2.27	95
	2.27	96
	2.27	97
	2.55 ^a	52
Diffusion into capillary	2.10	49
	2.13	98
	2.14	99
	2.48	100,101
	2.38	47
Chromatography	2.49	82, 84
	2.37	86
	2.20 ^b	92,102
	2.70 ^d	91
	1.80 ^e	81
Porous frit	3.73 ^c	103
	2.44	56

^a At $t = 365^\circ\text{C}$.^b At $t = 325^\circ\text{C}$.^c At $t = 450^\circ\text{C}$.^d Value too high.^e Value too low.

sion out of the capillary" technique fall closely together ($\sim \pm 1.5\%$). Based on the preceding, the value for D_{Na^+} is recommended as:

$$D_{\text{Na}^+} = 2.30(\pm 0.03) \times 10^{-5} \text{ cm}^2 \text{ s}^{-1}. \quad (7.21)$$

at 350°C in molten NaNO_3 .

$\text{Ag}^+/\text{NaNO}_3$: The agreement of the D values determined by chronopotentiometry, rapid scan voltammetry, porous frit, and interferometry leaves little to be desired.

TABLE 7. Diffusion coefficients of Ag^+ in NaNO_3 at 350°C .

Technique	$D \times 10^5$ ($\text{cm}^2 \text{s}^{-1}$)	Reference
Chronopotentiometry	2.50	104
	3.25 ^a	105
	2.76	106
	2.54	107
	2.35	108
	2.47	108
	2.78	109
Rapid scan voltammetry	2.47	108
Porous frit	2.78	109
Optical interferometry	2.60	33
Diaphragm cell	1.96 ^b	70
Linear diffusion cell	1.87	110
Gravimetric	1.32 ^c	75

^a At $t = 400^\circ\text{C}$.^b At $t = 310^\circ\text{C}$.^c At $t = 322^\circ\text{C}$.TABLE 8. Diffusion coefficients of Cd^{2+} in LiCl-KCl at 450°C .

Technique	$D \times 10^5$ ($\text{cm}^2 \text{s}^{-1}$)	Reference
Capillary	1.40	111
Chronopotentiometry	1.80	112,113
	1.70	114
	2.08 ^b	122
	1.35	115
	1.21 ^a	105
	1.60	116,117
Linear sweep voltammetry	2.10 ^b	118
	0.98 ^c	119
	1.80	120
dc polarography	1.11 ^c	121
	1.40	115
Faradaic impedance	1.40	115

^a At $t = 400^\circ\text{C}$.^b Values too high.^c Values too low.

The techniques of the diaphragm cell, linear diffusion cell, and gravimetric frit, apparently yield values for D that are lower.

Based on the preceding, the value for D_{Ag^+} is recommended as:

$$D_{Ag^+} = 2.60(\pm 0.2) \times 10^{-5} \text{ cm}^2 \text{ s}^{-1} \quad (7.22)$$

in molten NaNO_3 at 350 °C.

$\text{Cd}^{2+}/\text{LiCl-KCl}$: Inspection shows that, with the exception of some four values, the D values determined by the techniques of capillary, chronopotentiometry, linear sweep voltammetry, dc polarography, and faradaic impedance, are in close agreement. Four values, as noted, may be dismissed as inaccurate.

For $D_{\text{Cd}^{2+}}$ the value of:

$$D_{\text{Cd}^{2+}} = 1.60(\pm 0.20) \times 10^{-5} \text{ cm}^2 \text{ s}^{-1} \quad (7.23)$$

in molten LiCl-KCl is recommended at 450 °C.

Accuracy estimates for the various measurement methods are given as part of the diffusion data tables.

7. Classification of Diffusion Solvents and Diffusing Species

Solvents

For the arrangement of the various single and multi-component salt systems used as solvents in the diffusion measurements, the "anion family" classification of the molten salt data series [1-9] has been used. This classification is organized as follows.

Within an anion family, the salts are listed according to increasing valency of the cation; e.g., MX , MX_2 , MX_3 , MX_4

Within a category, the salts are listed according to the position of the cation in the periodic table of elements.

Mixtures are listed according to increasing number of components, i.e., binary, ternary....

Mixtures with common anions; the systems are ar-

ranged according to positions of the cations in the periodic table of elements. Also the order: mono-monovalent, mono-divalent, mono-trivalent, di-divalent... has been followed.

Mixtures with dissimilar anions: these are listed under "others." However, mixed halides are listed as a separate category.

The different anion families have been ordered according to the increasing number of atoms present in the anion. Different anions with the same number of atoms are arranged according to alphabetical order of their chemical formula, e.g., CO_3 , NO_3 , PO_3 .

Sulfur and polysulfides are listed together as a separate category.

Diffusing Species

An alphabetical order according to the elemental symbol and/or chemical formula of the species was adopted for listing the diffusing species.

8. Diffusion Data Tables

For each system the results are reported as follows:

System number and formula(e)

List of diffusing species

Diffusion equation

Measurement techniques, estimate of uncertainties, and diffusing species

Diffusion equation parameters, temperature ranges, and precisions

Diffusion coefficients: numerical values

Diffusing species and literature references number.

Where two or more studies are cited, the underscore indicates the recommended study.

Literature reference citations

The molten salt systems and the diffusing species are cross-indexed in two summarizing tables.

System 1. LiF

List of diffusing species studied in LiF as solvent

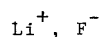


Table 1.1. Diffusion technique, uncertainty, and species

Diffusion technique of recommended study	Uncertainty (in values of D)	Species
conductivity	$\sim \pm 10\text{-}20\%$	Li^+ [510]
molecular dynamics	$\sim \pm 50\%$	Li^+, F^- [129,130]

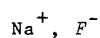
Table 1.2. Self-diffusion coefficients

Species	T (K)	$D_{\text{Li}^+} \times 10^5$ ($\text{cm}^2 \text{s}^{-1}$)	References	Species	T (K)	$D_{\text{Li}^+} \times 10^5$ ($\text{cm}^2 \text{s}^{-1}$)	References
Li^+	1215	18	129	F^-	1215	9.0	129
	1287	13.6	130		1287	11.3	129

Values of D are calculated from molecular dynamics [129,130]. At 1124K the value for D_{Li^+} from conductivity is estimated as $12.2 \times 10^5 \text{ cm}^2 \text{ s}^{-1}$ [510].

System 2. NaF

List of diffusing species investigated in NaF as solvent



The italicized species indicate studies with insufficient data-sets for characterization of temperature dependence of diffusion coefficients. For these species: see table 2.4.

Table 2.1. Diffusion techniques, uncertainties, and species

Diffusion technique of recommended study	Uncertainty (in values of D)	Species
capillary	$\sim \pm 20\%$	Na^+, F^-

Equation:

$$D = A \exp[-E/RT] \quad (2.1)$$

precision: in table 2.2 uncertainty: in table 2.1

DIFFUSION COEFFICIENTS IN MOLTEN SALTS

517

System 2. NaF (cont'd)

Table 2.2. Parameters of diffusion equation (2.1), precision, and references

Species	$A \times 10^3$ ($\text{cm}^2 \text{s}^{-1}$)	E (cal mol^{-1})	Temp. range (K)	Precision	References
Na ⁺	3.08	8700	1290-1410	± 3%	131,132

Table 2.3. Self-diffusion coefficients from equation in table 2.2.

T (K)	$D_{\text{Na}^+} \times 10^5$ ($\text{cm}^2 \text{s}^{-1}$)	T (K)	$D_{\text{Na}^+} \times 10^5$ ($\text{cm}^2 \text{s}^{-1}$)
1290	10.34	1360	12.31
1300	10.61	1370	12.61
1310	10.89	1380	12.90
1320	11.17	1390	13.20
1330	11.45	1400	13.50
1340	11.74	1410	13.80
1350	12.02		

Table 2.4. Diffusion coefficients for species not included in table 2.3.

Species	T (K)	$D \times 10^5$ ($\text{cm}^2 \text{s}^{-1}$)	References
F ⁻	1322 1325	9.67 9.15	133

System 3. KF

List of diffusing species investigated in KF as solvent



Table 3.1. Diffusion technique, uncertainty, and species

Diffusion technique of recommended study	Uncertainty (in values of D)	Species
capillary	~ ± 20%	K ⁺

System 3. KF (cont'd)

Equation:

$$D = A \exp[-E/RT] \quad (3.1)$$

precision: in table 3.2. uncertainty: in table 3.1.

Table 3.2. Parameters of diffusion equation (3.1), precision, and references

Species	$A \times 10^3$ ($\text{cm}^2 \text{s}^{-1}$)	E (cal mol^{-1})	Temp. range (K)	Precision	References
K^+	2.46	7500	1140-1290	$\pm 2.5\%$	132

Table 3.3. Self-diffusion coefficients from equation in table 3.2.

T (K)	$D_{\text{K}^+} \times 10^5$ ($\text{cm}^2 \text{s}^{-1}$)	T (K)	$D_{\text{K}^+} \times 10^5$ ($\text{cm}^2 \text{s}^{-1}$)
1140	8.98	1220	11.15
1150	9.24	1230	11.44
1160	9.50	1240	11.72
1170	9.77	1250	12.01
1180	10.04	1260	12.30
1190	10.32	1270	12.60
1200	10.59	1290	13.19
1210	10.87		

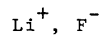
System 4. LiBeF_3 List of diffusing species investigated in LiBeF_3 as solvent

Table 4.1. Diffusion technique, uncertainty, and species

Diffusion technique of recommended study	Uncertainty (in valued of D)	Species
capillary	$\sim \pm 10\%$	Li^+, F^-

Equation:

$$D = A \exp[-E/RT] \quad (4.1)$$

precision: in table 4.2 uncertainty: in table 4.1

System 4. LiBeF_3 (cont'd)

Table 4.2. Parameters of diffusion equation (4.1), precisions, and references

Species	$A \times 10^3$ ($\text{cm}^2 \text{s}^{-1}$)	E (cal mol^{-1})	Temp. range (K)	Precision	References
Li^+	11.2	9310	710-830		134
F^-	3.1×10^7	34500	760-920		135

No entry in precision column indicates estimate not possible since results were reported as equations only.

Table 4.3. Self-diffusion coefficients from equations in table 4.2

T (K)	$D_{\text{Li}^+} \times 10^5$ ($\text{cm}^2 \text{s}^{-1}$)	$D_{\text{F}^-} \times 10^5$ ($\text{cm}^2 \text{s}^{-1}$)	T (K)	$D_{\text{Li}^+} \times 10^5$ ($\text{cm}^2 \text{s}^{-1}$)	$D_{\text{F}^-} \times 10^5$ ($\text{cm}^2 \text{s}^{-1}$)
710	1.53		820	3.70	1.98
720	1.67		830	3.96	2.55
730	1.83		840		3.27
740	1.99		850		4.18
750	2.17		860		5.30
760	2.35	0.38	870		6.68
770	2.55	0.50	880		8.38
780	2.76	0.67	890		10.46
790	2.98	0.89	900		12.99
800	3.21	1.17	910		16.06
810	3.45	1.52	920		19.76

System 5. Li_2BeF_4

List of diffusing species investigated in Li_2BeF_4 as solvent.

Li^+ , F^-

Table 5.1. Diffusion technique, uncertainty, and species

Diffusion technique of recommended study	Uncertainty (in values of D)	Species
capillary	$\sim \pm 10\%$ $\sim \pm 25\%$	Li^+ F^-

Equation:

$$D = A \exp[-E/RT] \quad (5.1)$$

precision: in table 5.2 uncertainty: in table 5.1

System 5. Li_2BeF_4 (cont'd)

Table 5.2. Parameters of diffusion equation (5.1), precision and references

Species	$A \times 10^3$ ($\text{cm}^2 \text{s}^{-1}$)	E (cal mol^{-1})	Temp. range (K)	Precision	References
Li^+	9.27	7770	740-890		136
F^-	6.97×10^6	30615	790-920	$\pm 4.7\%$	135,137

No entry in precision column indicates estimate not possible since results were reported as equation only.

Table 5.3. Self-diffusion coefficients from equations in table 5.2.

T (K)	$D_{\text{Li}^+} \times 10^5$ ($\text{cm}^2 \text{s}^{-1}$)	$D_{\text{F}^-} \times 10^5$ ($\text{cm}^2 \text{s}^{-1}$)	T (K)	$D_{\text{Li}^+} \times 10^5$ ($\text{cm}^2 \text{s}^{-1}$)	$D_{\text{F}^-} \times 10^5$ ($\text{cm}^2 \text{s}^{-1}$)
740	4.70		840	8.82	7.55
750	5.05		850	9.32	9.37
760	5.40		860	9.83	11.56
770	5.78		870	10.36	14.21
780	6.17		880	10.90	17.37
790	6.57	2.36	890	11.46	21.15
800	6.99	3.02	900		25.64
810	7.42	3.83	910		30.94
820	7.87	4.83	920		37.20
830	8.34	6.05			

System 6. NaBF_4

List of diffusing species investigated in NaBF_4 as solvent



Table 6.1. Diffusion technique, uncertainty, and species

Diffusion technique of recommended study	Uncertainty (in values of D)	Species
chronopotentiometry & rapid scan voltammetry	$\sim \pm 50\%$	Ti^{4+}

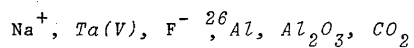
Table 6.2. Diffusion coefficients

Species	T (K)	$D \times 10^5$ ($\text{cm}^2 \text{s}^{-1}$)	References
Ti^{4+}	693	0.2 ^a	138

^a Average of values obtained by two techniques.

System 7. Na_3AlF_6

List of diffusing species investigated in Na_3AlF_6 as solvent



The italicized species indicate studies with insufficient data-sets for characterization of temperature-dependence of diffusion coefficients. For these species: see table 7.4.

Table 7.1. Diffusion techniques, uncertainties and species

Diffusion technique of recommended study	Uncertainty (in values of D)	Species
capillary	$\sim \pm 20\%$	Na^+ , F^-
chronopotentiometry	$\sim \pm 20\%$	<i>Ta(V)</i>
double-layer impedance	$\sim \pm 20\%$	<i>CO₂</i>
rotating disc electrode	$\sim \pm 20\%$	<i>Al₂O₃</i>

Equation:

$$D = A \exp[-E/RT] \quad (7.1)$$

precision: in table 7.2 uncertainty: in table 7.1

Table 7.2. Table 7.2. Parameters of diffusion equation (7.1), precisions, and references

Species	$A \times 10^3$ ($\text{cm}^2 \text{s}^{-1}$)	E (cal mol^{-1})	Temp. range (K)	Precision	References
Na^+	4.58	10200	1307-1338	$\pm 2.2\%$	140
F^-	0.877	7106	1307-1338	$\pm 1.3\%$	140

Table 7.3. Self diffusion coefficients, $D \times 10^5$ ($\text{cm}^2 \text{s}^{-1}$), from equations in table 7.2

T (K)	Na^+	F^-
1310	9.10	5.72
1320	9.37	5.84
1330	9.65	5.96
1340	9.93	6.08

System 7. Na₃AlF₆ (cont'd)

Table 7.4. Diffusion coefficients for species not included in table 7.3

Species	T (K)	D x 10 ⁵ (cm ² s ⁻¹)	References
Ta(V)	1273	7.0	139
Al ₂ O ₃	1323	2.0(a)	141,142
²⁶ Al	1324	6.9	144,148
²⁶ Al	1325	6.77	144,148
CO ₂		0.005(b)	145,147

(a) This value is a merge of the results reported by Desclaux and Rolin[141], Thonsted[518], and Shurygin et al.[143,146,149]. The values reported were, respectively:[141] 1050°C, $2.7 \times 10^{-5} \text{ cm}^2 \text{ s}^{-1}$; [518] 1020°C, $1.5 \times 10^{-5} \text{ cm}^2 \text{ s}^{-1}$; [143,146,149] 1050°C, $1.33 \times 10^{-5} \text{ cm}^2 \text{ s}^{-1}$, respectively.

(b) This value is based on a solubility of CO₂ in molten cryolite of $\sim 5 \times 10^{-6} \text{ mole cm}^{-3}$ at 1000°C.

System 8. LiCl

List of diffusing species investigated in LiCl as solvent

Li⁺, Cl⁻, Na⁺, Rb⁺, Cs⁺, Pb²⁺, Ag⁺, Zr²⁺, Mo³⁺, Cl₂

Table 8.1. Diffusion techniques, uncertainties, and species

Diffusion technique of recommended study	Uncertainty (in values of D)	Species
capillary	$\sim \pm 20\%$	Li ⁺ , Cl ⁻ , Na ⁺ , Rb ⁺ , Cs ⁺
chronopotentiometry	$\sim \pm 10\%$	Pb ²⁺ , Ag ⁺ , Zr ²⁺ , Mo ³⁺
Faradaic impedance	$\sim \pm 50\%$	Cl ₂

Equation:

$$D = A \exp\{-E/RT\} \quad (8.1)$$

precision: in table 8.2 uncertainty: in table 8.1

DIFFUSION COEFFICIENTS IN MOLTEN SALTS

523

System 8. LiCl (cont'd)

Table 8.2. Parameters of diffusion equation (8.1), precisions, and references

Species	$A \times 10^3$ (cm^2s^{-1})	E (cal mol^{-1})	Temp. range (K)	Precision	References
Li^+	linear equation		883-1033		152
Cl^-	linear equation		883-1033		152
Na^+	2.10	5850	928-1085	$\pm 1.5\%$	155
Rb^+	2.06	6740	928-1091	$\pm 3.5\%$	155
Cs^+	0.93	6440	925-1089	$\pm 4\%$	155
Pb^{2+}	2.74	7479	903-1150	$\pm 3\%$	<u>156,159</u>
Ag^+	2.46	5516	911-1089	$\pm 2\%$	<u>151,160</u>
Zr^{2+}	2.95	7596	973-1105	$\pm 5\%$	150
Mo^{3+}	1.89	7194	935-1083	$\pm 6\%$	<u>153,154,158</u>
Cl_2	1.09×10^{-7}	-32,211	935-1100	$\pm 26\%$	157

No entry in precision column indicates estimates not possible since results were reported as equations only.

$$D_{\text{Li}^+} = [10.6 + 0.0307 (T-883)] \times 10^{-5}; D_{\text{Cl}^-} = [5.8 + 0.0117 (T-883)] \times 10^{-5}$$

Table 8.3. Self-diffusion coefficients from equations in table 8.2

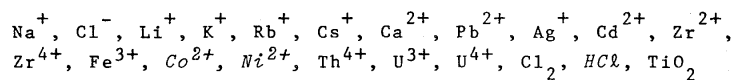
T (K)	$D_{\text{Li}^+} \times 10^5$ (cm^2s^{-1})	$D_{\text{Cl}^-} \times 10^5$ (cm^2s^{-1})	T (K)	$D_{\text{Li}^+} \times 10^5$ (cm^2s^{-1})	$D_{\text{Cl}^-} \times 10^5$ (cm^2s^{-1})
880	10.51	5.76	980	13.58	6.93
900	11.12	6.00	1000	14.19	7.17
920	11.74	6.23	1020	14.81	7.40
940	12.35	6.47	1040	15.42	7.64
960	12.96	6.70			

 Table 8.4. Diffusion coefficients, $D \times 10^5$ (cm^2s^{-1}), from equations in table 8.2

T (K)	Na^+	Rb^+	Cs^+	Pb^{2+}	Ag^+	Zr^{2+}	Mo^{3+}	Cl_2
910				4.38	11.65			
950	9.47	5.80	3.07	5.21	13.24		4.18	280.3
990	10.73	6.70	3.52	6.12	14.90	6.21	4.88	140.7
1030	12.05	7.65	4.00	7.09	16.62	7.21	5.62	74.5
1070	13.41	8.65	4.50	8.13	18.38	8.29	6.41	41.4
1110				9.23		9.42		
1150				10.39				

System 9. NaCl

List of diffusing species investigated in NaCl as solvent



The italicized species indicate studies with insufficient data-sets for characterization of temperature dependence of diffusion coefficients. For these species, see: table 9.5.

Table 9.1. Diffusion techniques, uncertainties, and species

Diffusion technique of recommended study	Uncertainty (in values of D)	Species
capillary	$\sim \pm 20\%$	$\text{Na}^+, \text{Cl}^-, \text{Li}^+, \text{K}^+, \text{Rb}^+, \text{Cs}^+, \text{Ca}^{2+}$
chronopotentiometry	$\sim \pm 10\%$	$\text{Pb}^{2+}, \text{Ag}^+, \text{Cd}^{2+}, \text{Zr}^{2+}, \text{Zr}^{4+}, \text{Th}^{4+}, \text{U}^{3+}, \text{U}^{4+}, \text{Co}^{2+}, \text{Ni}^{2+}, \text{Cl}_2$
rotating disc electrode	$\sim \pm 20\%$	$\text{Fe}^{3+}, \text{HCl}, \text{Cl}_2, \text{TiO}_2$

Equation:

$$D = A \exp[-E/RT] \quad (9.1)$$

precision: in table 9.2 uncertainty: in table 9.1

Table 9.2. Parameters of diffusion equation (9.1), precisions, and references

Species	$A \times 10^3$ ($\text{cm}^2 \text{s}^{-1}$)	E (cal mol^{-1})	Temp. range (K)	Precision	References
Na^+	2.1	7140	1090-1295	$\pm 3\%$	see: table S-1
Cl^-	1.9	7430	1100-1310	$\pm 3\%$	see: table S-1
Li^+	1.38	5450	1090-1250	$\pm 2.5\%$	<u>123, 161, 182</u>
K^+	1.92	6780	1100-1240	$\pm 2.3\%$	<u>123, 161, 182</u>
Rb^+	2.04	7140	1105-1250	$\pm 3.6\%$	<u>123, 161, 182</u>
Cs^+	3.57	8620	1100-1250	$\pm 4\%$	<u>123, 161, 182</u>
Ca^{2+}	2.26	8270	1110-1220	$\pm 0.04\%$	93, <u>173</u>
Pb^{2+}	3.06	8492	1085-1190	$\pm 1.3\%$	<u>156, 171</u>
Ag^+	4.66	8404	1095-1190	$\pm 1.4\%$	<u>151, 159, 160</u>
Cd^{2+}	2.97	8055	1100-1155	$\pm 3\%$	<u>43, 168, 174</u>
Fe^{3+}	22.9	13800	1120-1215	$\pm 0.08\%$	163
Zr^{2+}	4.46	8910	960-1215		150, 168
Zr^{4+}	3.63	9335	1070-1220		150, 169
Th^{4+}	7.27	10666	965-1210		<u>167, 185</u>
U^{3+}	2.19	7733	1085-1205		<u>170, 176</u>
U^{4+}	3.80	9335	920-1205		170
Cl_2	2.02×10^{-2}	-7554	1100-1225	$\pm 4.6\%$	166, <u>177-179</u>
TiO_2	43570	32305	1120-1270	$\pm 1.2\%$	183

No entry in precision column indicates estimates not possible, since results were reported as equations only.

DIFFUSION COEFFICIENTS IN MOLTEN SALTS

525

System 9. NaCl (cont'd)

Table 9.3.1. Diffusion coefficients, $D \times 10^5$ (cm^2s^{-1}), from equations in table 9.2

T (K)	Li ⁺	K ⁺	Rb ⁺	Cs ⁺	Ca ²⁺	Pb ²⁺	Ag ⁺	Cd ²⁺
1080						5.85		
1100	11.40	8.63	7.78	6.92		6.29	9.97	7.45
1120	11.92	9.13	8.25	7.42	5.50	6.74	10.68	7.96
1140	12.45	9.63	8.73	7.95	5.87	7.21	11.41	8.48
1160	12.97	10.14	9.21	8.48	6.25	7.69	12.16	9.02
1180	13.50	10.66	9.71	9.04	6.64	8.18	12.94	
1200	14.04	11.18	10.22	9.61	7.05			
1220	14.57	11.71	10.73	10.20	7.46			
1240	15.11	12.26	11.25	10.80				
1250	15.38		11.52	11.11				

Table 9.3.2. Diffusion coefficients, $D \times 10^5$ (cm^2s^{-1}), from equations in table 9.2

T (K)	Zr ²⁺	Zr ⁴⁺	Fe ³⁺	Th ⁴⁺	U ³⁺	U ⁴⁺	Cl ₂	TiO ₂
920						2.30		
940						2.57		
960	4.18			2.71		2.85		
980	4.60			3.04		3.15		
1000	5.04			3.39		3.46		
1020	5.50			3.77		3.80		
1040	5.98			4.17		4.15		
1060	6.49			4.60		4.52		
1080	7.02	4.69		5.05	5.96	4.91		
1100	7.57	5.07		5.53	6.37	5.31	64.00	
1120	8.14	5.47	4.64	6.03	6.78	5.73	60.17	2.16
1140	8.73	5.89	5.18	6.56	7.21	6.17	56.69	2.79
1160	9.35	6.33	5.75	7.11	7.65	6.62	53.53	3.57
1180	9.98	6.78	6.37	7.69	8.09	7.09	50.63	4.53
1200	10.63	7.24	7.02	8.30	8.55	7.58	47.99	5.70
1220	11.30	7.72	7.72				45.56	7.11
1240								8.82
1250								9.79
1270								12.02

System 9. NaCl (cont'd)

Table 9.4. Self-diffusion coefficients from equations in table 9.2

T (K)	$D_{Na^+} \times 10^5$ ($cm^2 s^{-1}$)	$D_{Cl^-} \times 10^5$ ($cm^2 s^{-1}$)	T (K)	$D_{Na^+} \times 10^5$ ($cm^2 s^{-1}$)	$D_{Cl^-} \times 10^5$ ($cm^2 s^{-1}$)
1090	7.77		1200	10.52	8.42
1100	8.01	6.35	1220	11.04	8.86
1110	8.25	6.54	1240	11.58	9.32
1120	8.49	6.74	1260	12.13	9.77
1140	8.98	7.15	1280	12.68	10.24
1160	9.48	7.57	1300	13.24	10.71
1180	10.00	7.99	1310		10.94

Table 9.5. Diffusion coefficients for species not included in tables 9.3 and 9.4

Species	T (K)	$D \times 10^5$ ($cm^2 s^{-1}$)	References
Co^{2+}	1079	2.12	180
Ni^{2+}	1078	2.81	181
HCl	1148	31.0	
	1173	25.0	164
	1223	17.0	

System 10. KCl

List of diffusing species investigated in KCl as solvent

K^+ , Cl^- , Li^+ , Na^+ , Rb^+ , Cs^+ , Mg^{2+} , Ca^{2+} , Pb^{2+} , Cu^+ , Ag^+ ,
 Au^+ , Cd^{2+} , Zr^{2+} , Zr^{4+} , Mo^{3+} , Fe^{3+} , Co^{2+} , Ni^{2+} , Th^{4+} , U^{3+} ,
 U^{4+} , Cl_2 , HCl , TiO_2

The italicized species indicate studies with insufficient data-sets for characterization of temperature dependence of diffusion coefficients. For these species, see table 10.6.

Table 10.1. Diffusion techniques, uncertainties and species

Diffusion technique of recommended study	Uncertainty (in values of D)	Species
capillary	$\sim \pm 20\%$	K^+ , Cl^- , Li^+ , Na^+ , Rb^+ , Cs^+ , Ca^{2+}
chronopotentiometry	$\sim \pm 10\%$	Pb^{2+} , Ag^+ , Cd^{2+} , Zr^{2+} , Zr^{4+} , Mo^{3+} , Th^{4+} , U^{3+} , U^{4+} , Cl_2 , Cu^+ , Au^+ , Co^{2+} , Ni^{2+} , Mg^{2+}
rotating disc electrode	$\sim \pm 20\%$	Fe^{3+} , HCl , TiO_2

System 10 KCl (cont'd).

Equation:

$$D = A \exp[-E/RT] \quad (10.1)$$

precision: in table 10.2 uncertainty: in table 10.1

Table 10.2. Parameters of diffusion equation (10.1), precisions, and references

Species	$A \times 10^3$ ($\text{cm}^2 \text{s}^{-1}$)	E (cal mol^{-1})	Temp. range (K)	Precision	References
K ⁺	1.80	6880	1070-1260		162
Cl ⁻	1.80	7130	1065-1260		162
Li ⁺	1.46	6438	1070-1260	± 4.0%	182
Na ⁺	3.03	7820	1070-1275		<u>165</u> , 184, 193
Rb ⁺	2.06	7070	1070-1275		165
Cs ⁺	1.09	5600	1070-1275		165
Mg ²⁺	13.79	10068	1020-1120		195
^a Mg ²⁺	33.09	11944	1020-1120		195
^b Mg ²⁺	58.85	14187	1020-1120		195
^c Mg ²⁺	54.93	15880	1020-1120		195
Ca ²⁺	1.29	7920	1055-1175	± 0.2%	173
Pb ²⁺	2.46	8165	1065-1175	± 1.9%	<u>156</u> , 171
Ag ⁺	3.30	7709	1060-1190	± 2.4%	<u>151</u> , 153, 160, 188
Cd ²⁺	1.12	6209	1050-1135	± 2.4%	174
Zr ²⁺	9.75	11500	965-1210		150, <u>168</u>
Zr ⁴⁺	7.94	11897	1070-1195		150, <u>189</u> , 191
Mo ³⁺	6.64	10874	900-1100		153, 154, <u>158</u>
Fe ³⁺	213	18830	1123-1213	± 0.1%	163
Th ⁴⁺	7.46	11458	1000-1200		<u>167</u> , 185, 192
U ³⁺	2.45	8877	1050-1210		176
U ⁴⁺	3.09	10067	920-1205		170
Cl ₂	data set does not fit either exponential or linear equations				
TiO ₂	29905	32019	1070-1220	± 6.8%	183

^aMg²⁺; italicized indicates studies with added F⁻ ions; diffusing species uncertain.

^aMelt containing 0.318×10^{-2} mol % NaF. ^bMelt containing 0.701×10^{-2} mol % NaF.

^cMelt containing 2.87×10^{-2} mol % NaF.

Table 10.3. Self-diffusion coefficients from equations in table 10.2

T (K)	$D_{K^+} \times 10^5$ ($\text{cm}^2 \text{s}^{-1}$)	$D_{Cl^-} \times 10^5$ ($\text{cm}^2 \text{s}^{-1}$)	T (K)	$D_{K^+} \times 10^5$ ($\text{cm}^2 \text{s}^{-1}$)	$D_{Cl^-} \times 10^5$ ($\text{cm}^2 \text{s}^{-1}$)
1060		6.10	1160	9.10	8.16
1070	7.08	6.29	1180	9.57	8.60
1080	7.30	6.49	1200	10.05	9.05
1100	7.73	6.90	1220	10.54	9.51
1120	8.18	7.31	1240	11.03	9.97
1140	8.64	7.73	1260	11.53	10.44

System 10. KCl (cont'd)

Table 10.4.1. Diffusion coefficients, $D \times 10^5$ ($\text{cm}^2 \text{s}^{-1}$) from equations in table 10.2

T (K)	Li ⁺	Na ⁺	Rb ⁺	Cs ⁺	Ca ²⁺	Pb ²⁺	Ag ⁺	Cd ²⁺
1050					2.90			5.71
1060					3.00	5.10	8.49	5.88
1070	7.07	7.66	7.41	7.83	3.11	5.29	8.79	6.04
1080	7.27	7.92	7.64	8.02	3.22	5.48	9.09	6.21
1100	7.68	8.47	8.11	8.41	3.44	5.87	9.70	6.54
1120	8.09	9.03	8.60	8.80	3.67	6.28	10.33	6.88
1140	8.51	9.60	9.09	9.20	3.91	6.69	10.98	7.23
1160	8.94	10.19	9.59	9.60	4.15	7.12	11.64	
1180	9.37	10.79	10.10	10.01	4.40	7.56	12.32	
1190	9.59	11.10	10.36	10.21			12.67	
1200	9.81	11.41	10.62	10.41				
1210	10.04	11.72	10.89	10.62				
1220	10.26	12.04	11.15	10.82				
1240	10.71	12.68	11.69	11.23				
1260	11.16	13.34	12.23	11.64				
1280		14.00	12.78	12.06				

Table 10.4.2. Diffusion coefficients, $D \times 10^5$ ($\text{cm}^2 \text{s}^{-1}$) from equations in table 10.2

T (K)	Zr ²⁺	Zr ⁴⁺	Mo ³⁺	Fe ³⁺	Th ⁴⁺	U ³⁺	U ⁴⁺	TiO ₂
900			1.52					
920			1.73				1.25	
940			1.97				1.41	
960	2.35		2.22				1.58	
980	2.66		2.50				1.76	
1000	2.99		2.79		2.34		1.95	
1020	3.35		3.11		2.62		2.15	
1040	3.74		3.44		2.92		2.37	
1050	3.94		3.62		3.07	3.48	2.48	
1060	4.15		3.80		3.24	3.62	2.60	
1070	4.37	2.95	3.99		3.41	3.77	2.71	0.86
1080	4.59	3.11	4.18		3.58	3.92	2.84	0.99
1100	5.06	3.44	4.59		3.95	4.22	3.09	1.30
1120	5.56	3.79		4.51	4.33	4.54	3.35	1.69
1140	6.09	4.16		5.23	4.74	4.87	3.63	2.17
1160	6.64	4.55		6.04	5.18	5.21	3.92	2.77
1180	7.23	4.97		6.93	5.63	5.56	4.22	3.51
1190	7.53	5.19		7.42	5.87	5.74	4.38	3.94
1200	7.84	5.41		7.92	6.11	5.92	4.53	4.41
1210	8.16			8.46		6.11	4.70	4.93
1220								5.49

System 10. KCl (cont'd)

Table 10.5. Diffusion coefficients, $D^a \times 10^5$ ($\text{cm}^2 \text{s}^{-1}$), of magnesium(II) from equations in table 10.2

T (K)	Concentration of NaF in the melt (Mol %)			
	0.0	0.318×10^{-2}	0.701×10^{-2}	2.87×10^{-2}
1020	9.60	9.13	5.37	2.17
1040	10.56	10.23	6.14	2.53
1060	11.58	11.40	6.99	2.92
1080	12.65	12.67	7.92	3.36
1100	13.78	14.02	8.93	3.84
1120	14.96	15.45	10.03	4.38

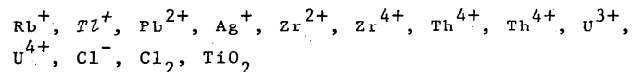
^aThe values of diffusion coefficients appear to be improbably high.

Table 10.6. Diffusion coefficients for species not included in table 10.3 to 10.5

Species	T (K)	$D \times 10^5$ ($\text{cm}^2 \text{s}^{-1}$)	References
Cu ⁺	1088	2.14	188
Au ⁺	1088	2.20	188
Co ²⁺	1079	1.86	180
Ni ²⁺	1078	2.35	181
HCl	1123	31.0	<u>164, 194</u>
	1153	35.0	
	1183	37.0	
Cl ₂	1085	18.0	166, 177, 178, 179, 196
	1110	21.7	
	1117	23.2	
	1143	23.5	
	1173	24.0	

System 11. RbCl

List of diffusing species investigated in RbCl as solvent



The italicised species indicate studies with insufficient data-sets for characterization of temperature dependence of diffusion coefficients. For these species: see table 11.5

System 11. RbCl (cont'd).

Table 11.1. Diffusion techniques, uncertainties, and species

Diffusion technique of recommended study	Uncertainty (in values of D)	Species
capillary	$\sim \pm 10\%$	Rb ⁺ , Cl ⁻
chronopotentiometry	$\sim \pm 10\%$	Tl ⁺ , Pb ²⁺ , Ag ⁺ , Zr ²⁺ , Zr ⁴⁺ , Th ⁴⁺ , U ³⁺ , U ⁴⁺
	$\sim \pm 20\%$	Cl ₂
RDE	$\sim \pm 25\%$	TiO ₂

Equation:

$$D = A \exp[-E/RT] \quad (11.1)$$

precision: in table 11.2

uncertainty: in table 11.1

Table 11.2. Parameters of diffusion equation (11.1), precisions, and references

Species	A x 10 ³ (cm ² s ⁻¹)	E (cal mol ⁻¹)	Temp. range (K)	Precision	References
Rb ⁺	2.574	8058	1020-1150	$\pm 0.6\%$	45
Pb ²⁺	3.359	9107	1010-1160	$\pm 2.4\%$	156
Ag ⁺	2.420	7258	1010-1150	$\pm 3.3\%$	151
Zr ²⁺	14.440	12800	1000-1220		168,191
Zr ⁴⁺	12.010	13225	1000-1130		169,191
Th ⁴⁺	8.18	12218	970-1210		167,185
U ³⁺	2.04	9015	990-1160		176
U ⁴⁺	6.60	12355	990-1140		198
Cl ⁻	1.38	6999	1010-1150	$\pm 2.6\%$	45
Cl ₂	0.0232	-3170	950-1150	$\pm 2\%$	194,197
TiO ₂	80426	34665	1020-1170	$\pm 3.1\%$	183

Table 11.3. Self-diffusion coefficients, D x 10⁵ (cm²s⁻¹), from equations in table 11.2

T (K)	Rb ⁺	Cl ⁻	T (K)	Rb ⁺	Cl ⁻
1010		4.22	1090	6.24	5.45
1020	4.83	4.37	1100	6.45	5.61
1030	5.02	4.52	1110	6.67	5.78
1040	5.22	4.67	1120	6.89	5.94
1050	5.41	4.82	1130	7.11	6.11
1060	5.61	4.98	1140	7.34	6.28
1070	5.82	5.13	1150	7.57	6.45
1080	6.03	5.29			

DIFFUSION COEFFICIENTS IN MOLTEN SALTS

System 11. RbCl (cont'd).

Table 11.4. Diffusion coefficients, $D \times 10^5$ ($\text{cm}^2 \text{s}^{-1}$), from equations in table 11.2

T (K)	Pb ²⁺	Ag ⁺	Zr ²⁺	Zr ⁴⁺	Th ⁴⁺	U ³⁺	U ⁴⁺	Cl ₂	TiO ₂
950								12.44	
970					1.45			12.01	
990					1.64	2.09	1.24	11.62	
1010	3.59	6.51	2.45	1.65	1.86	2.29	1.40	11.26	
1030	3.93	6.98	2.78	1.88	2.09	2.49	1.58	10.92	0.355
1050	4.27	7.47	3.13	2.12	2.34	2.71	1.77	10.60	0.490
1070	4.64	7.97	3.51	2.39	2.61	2.94	1.98	10.30	0.668
1090	5.01	8.48	3.92	2.68	2.90	3.18	2.20	10.03	0.901
1110	5.41	9.01	4.36	2.99	3.21	3.42	2.44	9.76	1.20
1130	5.82	9.55	4.83	3.33	3.55	3.68	2.69	9.52	1.59
1150	6.25	10.11	5.33		3.90	3.95		9.29	2.08
1190			6.44		4.66				
1210			7.04		5.08				
1220			7.36						

Table 11.5. Diffusion coefficients for species not included in tables 11.3 to 11.4

Species	T (K)	$D \times 10^5$ ($\text{cm}^2 \text{s}^{-1}$)	References
Tl ⁺	1003	5.25	174
	1023	5.74	

System 12. CsCl

List of diffusing species investigated in CsCl as solvent

Li⁺, Na⁺, Rb⁺, Cs⁺, Pb²⁺, Ag⁺, Cd²⁺, Zr²⁺, Zr⁴⁺,
 Mo³⁺, Co²⁺, Ni²⁺, Th⁴⁺, U³⁺, U⁴⁺, UO₂²⁺, Cl⁻, Cl₂

The italicized species indicate studies with insufficient data-sets for characterization of temperature-dependence of diffusion coefficients. For these species: see table 12.5.

Table 12.1. Diffusion techniques, uncertainties, and species

Diffusion technique of recommended study	Uncertainty (in values of D)	Species
capillary	$\sim \pm 10\%$	Li ⁺ , Na ⁺ , Rb ⁺ , Cs ⁺ , Cd ²⁺ , Cl ⁻
chronopotentiometry	$\sim \pm 10\%$	Pb ²⁺ , Ag ⁺ , Zr ²⁺ , Zr ⁴⁺ , Mo ³⁺ , Th ⁴⁺ , U ³⁺ , U ⁴⁺ , UO ₂ ²⁺ , Cl ₂
	$\sim \pm 20\%$	Co ²⁺ , Ni ²⁺

System 12. CsCl (cont'd).

Equation:

$$D = A \exp[-E/RT] \quad (12.1)$$

precision: in table 12.2 uncertainty: in table 12.1

Table 12.2. Parameters of diffusion equation (12.1), precisions, and references

Species	$A \times 10^3$ ($\text{cm}^2 \text{s}^{-1}$)	E (cal mol^{-1})	Temp. range (K)	Precision	References
Li ⁺	1.126	6137	940-1140	± 2.0%	182
Na ⁺	1.047	5419	940-1150	± 3.9%	182
Rb ⁺	0.487	3938	950-1150	± 4.9%	182
Cs ⁺	0.399	4244	960-1150	± 3.4%	<u>43,45,182</u>
Pb ²⁺	2.883	8568	940-1140	± 3.1%	156
Ag ⁺	2.353	7194	940-1140	± 1.7%	<u>151,160</u>
Cd ²⁺	1.917	7674	940-1240	± 5.4%	43
Zr ²⁺	16.0	13300	970-1210		<u>168,191</u>
Zr ⁴⁺	12.013	13724	980-1110		<u>169,191</u>
Mo ³⁺	7.60	11822	930-1150		<u>153,154,158</u>
^a Th ⁴⁺	11.955	13628	960-1150		<u>167,185</u>
U ³⁺	1.86	9198	940-1110		176
U ⁴⁺	15.84	14598	930-1110		198
UO ₂ ²⁺	1.948	10022	950-1150		199
Cl ⁻	2.545	7705	970-1180	± 5.4%	43,45
Cl ₂	0.463	2201	990-1120	± 1.7%	<u>166,177,194,196</u>

No entry in precision column indicates estimate not possible since results were reported as equations only.

^aIn presence of added F⁻ ions as CsF.

Table 12.3. Self-diffusion coefficients from equations in table 12.2

T (K)	$D_{\text{Cs}^+} \times 10^5$ ($\text{cm}^2 \text{s}^{-1}$)	$D_{\text{Cl}^-} \times 10^5$ ($\text{cm}^2 \text{s}^{-1}$)	T (K)	$D_{\text{Cs}^+} \times 10^5$ ($\text{cm}^2 \text{s}^{-1}$)	$D_{\text{Cl}^-} \times 10^5$ ($\text{cm}^2 \text{s}^{-1}$)
980	4.51	4.87	1100	5.72	7.50
1000	4.71	5.27	1120	5.93	7.98
1020	4.92	5.69	1140	6.13	8.48
1040	5.12	6.12	1160		9.00
1060	5.32	6.56	1180		9.52
1080	5.52	7.02			

DIFFUSION COEFFICIENTS IN MOLTEN SALTS

System 12. CsCl (cont'd).

Table 12.4.1. Diffusion coefficients, $D \times 10^5$ ($\text{cm}^2 \text{s}^{-1}$), from equations in table 12.2

T (K)	Li ⁺	Na ⁺	Rb ⁺	Pb ²⁺	Ag ⁺	Cd ²⁺	Zr ²⁺	Zr ⁴⁺	Mo ³⁺	a _{Th} ⁴⁺
940	4.21	5.75		2.94	5.00	3.15			1.36	
980	4.82	6.48	6.45	3.54	5.85	3.73	1.73	1.04	1.76	1.09
1020	5.45	7.23	6.98	4.21	6.76	4.35	2.26	1.38	2.23	1.44
1060	6.11	7.99	7.51	4.94	7.73	5.02	2.90	1.78	2.78	1.85
1100	6.80	8.78	8.04	5.72	8.76	5.73	3.64	2.25	3.40	2.34
1140	7.50	9.57	8.56	6.57	9.83	6.48	4.51		4.12	2.92
1180						7.27	5.51			
1220						8.09				
1240						8.51				

^aIn presence of added F⁻ ions as CsF.

Table 12.4.2. Diffusion coefficients, $D \times 10^5$ ($\text{cm}^2 \text{s}^{-1}$), from equations in table 12.2.

T (K)	U ³⁺	U ⁴⁺	UO ₂ ²⁺	Cl ₂
940	1.35	0.639		
980	1.65	0.880	1.13	
1020	1.99	1.18	1.39	15.63
1060	2.36	1.55	1.67	16.28
1100	2.77	1.99	1.99	16.92
1120			2.16	17.22

Table 12.5. Diffusion coefficients for species not included in tables 12.3 to 12.4

Species	T (K)	$D \times 10^5$ ($\text{cm}^2 \text{s}^{-1}$)	Recommended study	Species	T (K)	$D \times 10^5$ ($\text{cm}^2 \text{s}^{-1}$)	References
Co ²⁺	973	1.6	180	Ni ²⁺	978	2.7	181
	1079	1.4			1078	2.6	

System 13. CuCl

List of diffusing species investigated in CuCl as solvent

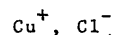


Table 13.1. Diffusion technique, uncertainties, and species

Diffusion technique of recommended study	Uncertainty (in values of D)	Species
capillary	$\sim \pm 10\%$	Cu^+, Cl^-

Equation:

$$D = A \exp[-E/RT] \quad (13.1)$$

precision: in table 13.2

uncertainty: in table 13.1

Table 13.2. Parameters of diffusion equation (13.1), precisions, and references

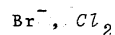
Species	$A \times 10^3$ ($\text{cm}^2 \text{s}^{-1}$)	E (cal mol^{-1})	Temp. range (K)	Precision	References
Cu^+	0.498	3142	720-1020	$\pm 2.4\%$	200
Cl^-	0.655	5285	720-1020	$\pm 12.5\%$	200

Table 13.3. Self-diffusion coefficients, $D \times 10^5$ ($\text{cm}^2 \text{s}^{-1}$), from equations in table 13.2

T (K)	Cu^+	Cl^-	T (K)	Cu^+	Cl^-
720	5.54	1.63	880	8.27	3.19
740	5.88	1.80	900	8.59	3.41
760	6.22	1.98	920	8.93	3.64
780	6.56	2.16	940	9.26	3.87
800	6.90	2.36	960	9.59	4.10
820	7.24	2.56	980	9.92	4.34
840	7.58	2.76	1000	10.25	4.58
860	7.92	2.97	1020	10.57	4.83

System 14. AgCl

List of diffusing species investigated in AgCl as solvent



The italicized species indicate study with insufficient data-sets for characterization of temperature dependence of diffusion coefficients. For these species: see table 14.4.

Table 14.1. Diffusion techniques, uncertainties, and species

Diffusion technique of recommended study	(in values of D)	Species
gravimetric	$\sim \pm 10\%$	Br^-
chronopotentiometry	$\sim \pm 20\%$	Cl_2

Equation:

$$D = A \exp[-E/RT] \quad (14.1)$$

precision: in table 14.2

uncertainty: in table 14.1

Table 14.2. Parameters of diffusion equation (14.1), precision, and references

Species	$A \times 10^3$ ($\text{cm}^2 \text{s}^{-1}$)	E (cal mol^{-1})	Temp. range (K)	Precision	References
Br^-	0.658	4280	780-1090		184

No entry in precision column indicates estimates not possible since results were reported as equations only.

Table 14.3. Diffusion coefficients from equation in table 14.2

T (K)	$D_{\text{Br}^-} \times 10^5$ ($\text{cm}^2 \text{s}^{-1}$)	T (K)	$D_{\text{Br}^-} \times 10^5$ ($\text{cm}^2 \text{s}^{-1}$)
780	4.16	940	6.65
800	4.46	960	6.98
820	4.76	980	7.31
840	5.07	1000	7.64
860	5.38	1020	7.96
880	5.69	1040	8.29
900	6.01	1060	8.63
920	6.33	1080	8.96
930	6.49	1090	9.12

System 14. AgCl (cont'd).

Table 14.4. Diffusion coefficients for species not included in table 14.4

Species	T (K)	$D \times 10^5$ ($\text{cm}^2 \text{s}^{-1}$)	References
Cl_2	791	37	201

System 15. TlCl

List of diffusing species investigated in TlCl as solvent

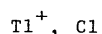


Table 15.1. Diffusion techniques, uncertainties, and species

Diffusion technique of recommended study	Uncertainty (in values of D)	Species
capillary	$\sim \pm 10\%$	Tl^+ , Cl^-

Equation:

$$D = A \exp[-E/RT] \quad (15.1)$$

precision: in table 15.2 uncertainty: in table 15.1

Table 15.2. Parameters of diffusion equation (15.1), precisions, and references

Species	$A \times 10^3$ ($\text{cm}^2 \text{s}^{-1}$)	E (cal mol^{-1})	Temp. range (K)	Precision	References
Tl^+	0.698	4444	760-850	$\pm 0.8\%$	58,202-204
Cl^-	0.79	4560	740-820		58,202

No entry in precision column indicates estimates not possible since results were reported as equations only.

Table 15.3. Self-diffusion coefficients, $D \times 10^5$ ($\text{cm}^2 \text{s}^{-1}$), from equations in table 15.2

T (K)	Tl^+	Cl^-	T (K)	Tl^+	Cl^-
730			800	4.26	4.49
740		3.56	810	4.41	4.65
750		3.71	820	4.56	4.81
760	3.68	3.86	830	4.72	
770	3.82	4.01	840	4.87	
780	3.97	4.17	850	5.03	
790	4.12	4.33			

DIFFUSION COEFFICIENTS IN MOLTEN SALTS

537

 System 16. BaCl₂

 List of diffusing species investigated in BaCl₂ as solvent

 Ba²⁺, U³⁺, Cl⁻

Table 16.1. Diffusion techniques, uncertainties, and species

Diffusion technique of recommended study	Uncertainty (in values of D)	Species
capillary	~ ± 20%	Ba ²⁺ , Cl ⁻
chronopotentiometry	~ ± 20%	U ³⁺

Equation:

$$D = A \exp[-E/RT] \quad (16.1)$$

precision: in table 16.2

uncertainty: in table 16.1

Table 16.2. Parameters of diffusion equation (16.1), precisions, and references

Species	A x 10 ³ (cm ² s ⁻¹)	E (cal mol ⁻¹)	Temp. range (K)	Precision	References
Ba ²⁺	0.64	8960	1270-1480		162
U ³⁺	7.58	14460	1230-1330		205
Cl ⁻	2.00	9480	1270-1480		162

No entry in precision column indicates estimates not possible since results were reported as equations only.

 Table 16.3. Self-diffusion coefficients, D x 10⁵ (cm²s⁻¹), from equations in table 16.2

T (K)	Ba ²⁺	Cl ⁻	T (K)	Ba ²⁺	Cl ⁻
1270	1.84	4.67	1380	2.44	6.30
1280	1.89	4.81	1390	2.50	6.46
1290	1.94	4.95	1400	2.56	6.62
1300	1.99	5.10	1410	2.61	6.79
1310	2.05	5.24	1420	2.67	6.95
1320	2.10	5.39	1430	2.73	7.12
1330	2.16	5.54	1440	2.79	7.28
1340	2.21	5.69	1450	2.86	7.45
1350	2.27	5.84	1460	2.92	7.62
1360	2.32	5.99	1470	2.98	7.79
1370	2.38	6.15	1480	3.04	7.96

System 16. BaCl₂(cont'd).

Table 16.4. Diffusion coefficients from equation in table 16.2

T (K)	$D_{U^{3+}} \times 10^5$ (cm ² s ⁻¹)	T (K)	$D_{U^{3+}} \times 10^5$ (cm ² s ⁻¹)
1230	2.04	1290	2.69
1240	2.14	1300	2.81
1250	2.25	1310	2.93
1260	2.35	1320	3.06
1270	2.46	1330	3.19
1280	2.57		

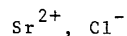
System 17. SrCl₂List of diffusing species investigated in SrCl₂ as solvent

Table 17.1. Diffusion technique, uncertainties, and species

Diffusion technique of recommended study	Uncertainty (in values of D)	Species
capillary	~ ± 10%	Sr ²⁺ , Cl ⁻

Equation:

$$D = A \exp[-E/RT] \quad (17.1)$$

precision: in table 17.2

uncertainty: in table 17.1

Table 17.2. Parameters of diffusion equation (17.1), precisions, and references

Species	$A \times 10^3$ (cm ² s ⁻¹)	E (cal mol ⁻¹)	Temp. range (K)	Precision	References
Sr ²⁺	0.21	5380	1190-1390		162
Cl ⁻	0.77	6880	1190-1430		162

No entry in precision column indicates estimates not possible since results were reported as equations only.

Table 17.3. Self-diffusion coefficients, $D \times 10^5$ (cm²s⁻¹), from equations in table 17.2

T (K)	Sr ²⁺	Cl ⁻	T (K)	Sr ²⁺	Cl ⁻
1190	2.16	4.20	1320	2.70	5.59
1210	2.24	4.40	1340	2.78	5.81
1230	2.32	4.61	1360	2.87	6.04
1250	2.41	4.83	1380	2.95	6.26
1300	2.62	5.37	1430		6.84
1310	2.66	5.48			

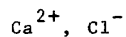
System 18. CaCl_2 List of diffusing species investigated in CaCl_2 as solvent

Table 18.1. Diffusion technique, uncertainties, and species

Diffusion technique of recommended study	Uncertainty (in values of D)	Species
capillary	$\pm 10\%$	$\text{Ca}^{2+}, \text{Cl}^-$

Equation:

$$D = A \exp [-E/RT] \quad (18.1)$$

precision: in table 18.2

uncertainty: in table 18.1

Table 18.2 Parameters of diffusion equation (18.1), precisions, and references

Species	$A \times 10^3$ ($\text{cm}^2 \text{s}^{-1}$)	E (cal mol^{-1})	Temp. range (K)	Precision	References
Ca^{2+}	0.38	6130	1060-1280		<u>162,173</u>
Cl^-	1.90	8860	1060-1290		<u>162,173</u>

No entry in precision column indicates estimates not possible, since results were reported as equations only.

Table 18.3. Self-diffusion coefficients from equations in table 18.2

T (K)	$D_{\text{Ca}^{2+}} \times 10^5$ ($\text{cm}^2 \text{s}^{-1}$)	$D_{\text{Cl}^-} \times 10^5$ ($\text{cm}^2 \text{s}^{-1}$)	T (K)	$D_{\text{Ca}^{2+}} \times 10^5$ ($\text{cm}^2 \text{s}^{-1}$)	$D_{\text{Cl}^-} \times 10^5$ ($\text{cm}^2 \text{s}^{-1}$)
1060	2.07	2.83	1200	2.91	4.62
1080	2.18	3.06	1220	3.03	4.92
1100	2.30	3.30	1240	3.16	5.21
1120	2.42	3.55	1260	3.28	5.52
1140	2.54	3.80	1280	3.41	5.83
1160	2.66	4.07	1290		5.99
1180	2.78	4.34			

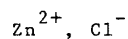
List of diffusion species investigated in ZnCl_2 as solvent

Table 19.1. Diffusion technique, uncertainties, and species

Diffusion technique of recommended study	Uncertainty (in values of D)	Species
porous frit	$\sim \pm 15\%$	$\text{Zn}^{2+}, \text{Cl}^-$

Equation:

$$D = A \exp[-E/RT] \quad (19.1)$$

precision: in table 19.2

uncertainty: in table 19.1

Table 19.2. Parameters of diffusion equation (19.1), precisions, and references

Species	$A \times 10^3$ ($\text{cm}^2 \text{s}^{-1}$)	E (cal mol^{-1})	Temp. range (K)	Precision	References
Zn^{2+}	58.5	15400	600-800		162,206
Cl^-	137.0	16300	600-800		162,206

No entry in precision column indicates estimates not possible since results were reported as equations only.

Table 19.3. Self-diffusion coefficients, $D \times 10^5$ ($\text{cm}^2 \text{s}^{-1}$), from equations in table 19.2

T (K)	Zn^{2+}	Cl^-	T (K)	Zn^{2+}	Cl^-
600	0.0144	0.0158	710	0.106	0.132
610	0.0178	0.0198	720	0.124	0.155
620	0.0218	0.0246	730	0.143	0.181
630	0.0266	0.0304	740	0.166	0.210
640	0.0322	0.0372	750	0.190	0.244
650	0.0388	0.0453	760	0.218	0.281
660	0.0465	0.0549	770	0.249	0.324
670	0.0554	0.0660	780	0.283	0.371
680	0.0657	0.0791	790	0.321	0.424
690	0.0775	0.0942	800	0.363	0.483
700	0.0910	0.112			

System 20. CdCl₂

List of diffusing species investigated in CdCl₂ as solvent

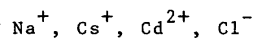


Table 20.1 Diffusion techniques, uncertainties, and species

Diffusion technique of recommended study	Uncertainty (in values of D)	Species
capillary	~ ± 10%	Na ⁺ , Cs ⁺ , Cd ²⁺ , Cl ⁻

Equation:

$$D = A \exp[-E/RT] \quad (20.1)$$

precision: in table 20.2

uncertainty: in table 20.1

Table 20.2. Parameters of diffusion equation (20.1), precisions, and references

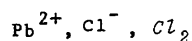
Species	A x 10 ³ (cm ² s ⁻¹)	E (cal mol ⁻¹)	Temp. range (K)	Precision	References
Na ⁺	3.38	7093	890-1080	± 0.8%	43
Cs ⁺	3.21	7728	870-1080	± 1.9%	43
Cd ²⁺	0.868	6203	860- 940	± 4.8%	43,96,162
Cl ⁻	1.043	6147	840-1010	± 1.7%	43,96,162

Table 20.3. Self-diffusion coefficients, D x 10⁵ (cm²s⁻¹), from equations in table 20.2

T (K)	Cd ²⁺	Cl ⁻	T (K)	Cd ²⁺	Cl ⁻
840		2.62	930	3.03	3.75
850		2.74	940	3.14	3.88
860	2.30	2.86	950		4.02
870	2.40	2.98	960		4.16
880	2.50	3.10	970		4.30
890	2.60	3.23	980		4.44
900	2.71	3.35	990		4.58
910	2.81	3.48	1000		4.73
920	2.92	3.61	1010		4.88

System 20. CdCl₂(cont'd).Table 20.4. Diffusion coefficients, $D \times 10^5$ (cm²s⁻¹), from equations in table 20.2

T (K)	Na ⁺	Cs ⁺	T (K)	Na ⁺	Cs ⁺
870		3.67	980	8.85	6.07
880		3.87	990	9.19	6.32
890	6.13	4.06	1000	9.52	6.57
900	6.40	4.26	1010	9.86	6.83
910	6.69	4.47	1020	10.21	7.09
920	6.98	4.68	1030	10.57	7.36
930	7.28	4.90	1040	10.92	7.63
940	7.58	5.13	1050	11.29	7.91
950	7.89	5.35	1060	11.65	8.19
960	8.21	5.59	1070	12.03	8.47
970	8.53	5.83	1080	12.40	8.76

System 21. PbCl₂List of diffusing species investigated in PbCl₂ as solvent

The italicized species indicate studies with insufficient data-sets for characterization of temperature dependence of diffusion coefficients. For these species: see table 21.4.

Table 21.1. Diffusion techniques, uncertainties, and species

Diffusion technique of recommended study	Uncertainty (in values of D)	Species
capillary	$\sim \pm 10\%$	Pb ²⁺ , Cl ⁻
chronopotentiometry	$\sim \pm 20\%$	Cl ₂

Equation:

$$D = A \exp[-E/RT] \quad (21.1)$$

precision: in table 21.2

uncertainty: in table 21.1

Table 21.2. Parameters of diffusion equation (21.1), precisions, and references

Species	A x 10 ³ (cm ² s ⁻¹)	E (cal mol ⁻¹)	Temp. range (K)	Precision	References
Pb ²⁺	1.47	7760	790-850		<u>202,207</u>
Cl ⁻	2.55	7740	790-850		<u>202,207</u>

No entry in precision column indicates estimates not possible since results were reported as equations only.

System 21. PbCl_2 (cont'd)

Table 21.3. Self-diffusion coefficients, $D \times 10^5$ (cm^2s^{-1}), from equations in table 21.2

T (K)	Pb^{2+}	Cl^-	T (K)	Pb^{2+}	Cl^-
790	1.05	1.84	830	1.33	2.34
800	1.12	1.96	840	1.41	2.47
810	1.18	2.08	850	1.49	2.61
820	1.26	2.21			

Table 21.4. Diffusion coefficients

Species	T (K)	$D \times 10^5$ (cm^2s^{-1})	References
Cl_2	853	35	201

System 22. ThCl_4

List of diffusing species investigated in ThCl_4 as solvent



Table 22.1. Diffusion technique, uncertainty, and species

Diffusion technique of recommended study	Uncertainty (in values of D)	Species
calculated	$\sim \pm 50\%$	Th^{4+}

Table 22.2. Diffusion coefficients

Species	T (K)	$D \times 10^5$ (cm^2s^{-1})	References
Th^{4+}	1100	8.8	192

System 23. LiBr

List of diffusing species investigated in LiBr as solvent

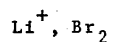


Table 23.1 Diffusion technique, uncertainty, and species

Diffusion technique of recommended study	Uncertainty (in values of D)	Species
conductivity	$\sim \pm 10-20\%$	Li^+ [510]
chronopotentiometry	$\sim \pm 20\%$	Br_2 [208]

System 23. LiBr (cont'd)

Table 23.2. Diffusion coefficients

T (K)	$D_{\text{Br}_2} \times 10^5$	T (K)	$D_{\text{Br}_2} \times 10^5$
861	26.5	993	24.9
923	24.4	1055	25.2

The above data do not fit a linear or exponential equation [208]. For LiBr at 825K, the value of D_{Li^+} , as calculated from conductivity, is $11.9 \times 10^{-5} \text{ cm}^2 \text{ s}^{-1}$ [510].

System 24. NaBr

List of diffusion species investigated in NaBr as solvent



Table 24.1. Diffusion technique, uncertainty, and species

Diffusion technique of recommended study	Uncertainty (in values of D)	Species
chronopotentiometry	$\sim \pm 20\%$	Br_2

Equation:

$$D = A \exp[-E/RT] \quad (24.1)$$

precision: in table 24.2 uncertainty: in table 24.1

Table 24.2. Parameters of diffusion equation (24.1), precisions, and references

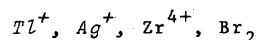
Species	$A \times 10^3$ ($\text{cm}^2 \text{ s}^{-1}$)	E (cal mol^{-1})	Temp. range (K)	Precision	References
Br_2	2.513	5303	1060-1150	$\pm 2.7\%$	196

Table 24.3. Diffusion coefficients from equations in table 24.2

T (K)	$D_{\text{Br}_2} \times 10^5$	T (K)	$D_{\text{Br}_2} \times 10^5$
1060	20.27	1110	22.70
1070	20.75	1120	23.20
1080	21.24	1130	23.69
1090	21.72	1140	24.19
1100	22.21	1150	24.68

System 25. KBr

List of diffusing species investigated in KBr as solvent



The italicized species indicate studies with insufficient data-sets for characterization of temperature-dependence of diffusion coefficients. For these species: see table 25.4

Table 25.1. Diffusion techniques, uncertainty, and species

Diffusion technique of recommended study	Uncertainty (in values of D)	Species
chronopotentiometry	$\sim \pm 20\%$	<i>Zr⁴⁺</i> , Br ₂
not cited	$\sim \pm 50\%$	Tl ⁺ , Ag ⁺

Equation:

$$D = A \exp[-E/RT] \quad (25.1)$$

precision: in table 25.2

uncertainty: in table 25.1

Table 25.2. Parameters of diffusion equation (25.1), precisions, and references

Species	A x 10 ³ (cm ² s ⁻¹)	E (cal mol ⁻¹)	Temp. range (K)	Precision	References
<i>a</i> Zr ⁴⁺	0.338	5491	920-1070		210
Br ₂	32.8	11120	1050-1140	$\pm 0.7\%$	196

No entry in precision column indicates estimates not possible since results reported as equations only.

^aDiffusing species probably [ZrBr₆]²⁻

Table 25.3. Diffusion coefficients, D x 10⁵ (cm²s⁻¹), from equation in table 25.2

T (K)	Zr ⁴⁺	Br ₂	T (K)	Zr ⁴⁺	Br ₂
920	1.68		1040	2.37	
940	1.79		1060	2.49	16.72
960	1.90		1080		18.43
980	2.02		1100		20.25
1000	2.13		1120		22.18
1020	2.25		1140		24.21

System 25. KBr (cont'd)

Table 25.4. Diffusion coefficients for species not included in table 25.3

Species	T (K)	$D \times 10^5$ ($\text{cm}^2 \text{s}^{-1}$)	References
Tl^+	1053	3.8	209
Ag^+	1053	4.9	209

System 26. CsBr

List of diffusing species investigated in CsBr as solvent

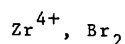


Table 26.1. Diffusion techniques, uncertainty, and species

Diffusion technique of recommended study	Uncertainty (in values of D)	Species
chronopotentiometry	$\sim \pm 20\%$	$\text{Zr}^{4+}, \text{Br}_2$

Equation:

$$D = A \exp[-E/RT] \quad (26.1)$$

precision: in table 26.2

uncertainty: in table 26.1

Table 26.2. Parameters of diffusion equation (26.1), precisions, and references

Species	$A \times 10^3$ ($\text{cm}^2 \text{s}^{-1}$)	E (cal mol^{-1})	Temp. range (K)	Precision	References
Zr^{4+}	0.323	5995	920-1070		210
Br_2	0.749	2855	970-1120	$\pm 3.1\%$	196

^aDiffusing species probably $[\text{ZrBr}_6]^{2-}$.Table 26.3. Diffusion coefficients, $D \times 10^5$ ($\text{cm}^2 \text{s}^{-1}$), from equations in table 26.2

T (K)	Zr^{4+}	Br_2	T (K)	Zr^{4+}	Br_2
920	1.22		1040	1.78	18.82
940	1.30		1060	1.88	19.31
960	1.39		1080		19.80
980	1.49	17.29	1100		20.29
1000	1.58	17.80	1120		20.77
1020	1.68	18.31			

DIFFUSION COEFFICIENTS IN MOLTEN SALTS

System 27. ZnBr₂

List of diffusing species investigated in ZnBr₂ as solvent

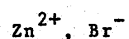


Table 27.1 Diffusion technique, uncertainty, and species

Diffusion technique of recommended study	Uncertainty (in values of D)	Species
capillary	~ ± 10%	Zn ²⁺ , Br ⁻

Equation:

$$D = A \exp[-E/RT] \quad (27.1)$$

precision: in table 27.2 uncertainty: in table 27.1

Table 27.2. Parameters of diffusion equation (27.1), precisions, and references

Species	A x 10 ³ (cm ² s ⁻¹)	E (cal mol ⁻¹)	Temp. range (K)	Precision	References
Zn ²⁺	58	15606	680-910	± 10.7%	58,65,212
Br ⁻	109	16987	690-820	± 4.4%	211

Table 27.3. Self-diffusion coefficients from equations in table 27.2

T (K)	D _{Zn²⁺} x 10 ⁵	D _{Br⁻} x 10 ⁵	T (K)	D _{Zn²⁺} x 10 ⁵	D _{Br⁻} x 10 ⁵
680	0.0559		800	0.316	0.249
700	0.0778	0.0542	820	0.402	0.324
720	0.106	0.0761	840	0.505	
740	0.143	0.105	860	0.627	
760	0.189	0.142	880	0.772	
780	0.246	0.190	900	0.941	

System 28. PbBr₂

List of diffusing species investigated in PbBr₂ as solvent

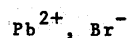


Table 28.1. Diffusion techniques, uncertainty, and species

Diffusion technique of recommended study	Uncertainty (in values of D)	Species
porous frit	~ ± 10%	Pb ²⁺ , Br ⁻

System 28. PbBr_2 (cont'd)

Equation:

$$D = A \exp[-E/RT] \quad (28.1)$$

precision: in table 28.2

uncertainty: in table 28.1

Table 28.2. Parameters of diffusion equation (28.1), precisions, and references

Species	$A \times 10^3$ ($\text{cm}^2 \text{s}^{-1}$)	E (cal mol^{-1})	Temp. range (K)	Precision	References
Pb^{2+}	0.74	6500	650-810		59
Br^-	0.83	6100	650-830		59

No entry in precision column indicates estimates not possible since results were reported as equations only.

Table 28.3. Self-diffusion coefficients from equation in table 28.2

T (K)	$D_{\text{Pb}^{2+}} \times 10^5$	$D_{\text{Br}^-} \times 10^5$	T (K)	$D_{\text{Pb}^{2+}} \times 10^5$	$D_{\text{Br}^-} \times 10^5$
650	0.48	0.74	750	0.94	1.39
670	0.56	0.85	770	1.06	1.54
690	0.65	0.97	790	1.18	1.70
710	0.74	1.10	810	1.30	1.88
730	0.84	1.24	830		2.06

System 29. BiBr_3 List of diffusing species investigated in BiBr_3 as solvent Bi^{3+}

Table 29.1 Diffusion technique, uncertainty, and species

Diffusion technique of recommended study	Uncertainty (in values of D)	Species
chronopotentiometry	$\sim \pm 20\%$	Bi^{3+} [213]

Table 29.2. Diffusion coefficients ($\text{cm}^2 \text{s}^{-1}$)

T (K)	$D_{\text{Bi}^{3+}} \times 10^5$
513	0.30
558	0.62

System 30. LiI

List of diffusing species investigated in LiI as solvent

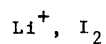


Table 30.1. Diffusion technique, uncertainty, and species

Diffusion technique of recommended study	Uncertainty (in values of D)	Species
conductivity	$\sim \pm 10\text{-}20\%$	Li^+ [510]
NMR	$\sim \pm 30\%$	Li^+ [510]
chronopotentiometry	$\sim \pm 20\%$	I_2 [214]

Equation:

$$D = A \exp[-E/RT] \quad (30.1)$$

precision: in table 30.2

uncertainty: in table 30.1

Table 30.2. Parameters of diffusion equation (30.1), precision, and references

Species	$A \times 10^3$ ($\text{cm}^2 \text{s}^{-1}$)	E (cal mol^{-1})	Temp. range (K)	Precision	References
I_2	121.01	11234	770-970		214

No entry in precision column indicates estimate not possible since results were reported as equations only.

Table 30.3. Diffusion coefficients from equation in table 30.2

T (K)	$D_{\text{I}_2} \times 10^5$ ($\text{cm}^2 \text{s}^{-1}$)	T (K)	$D_{\text{I}_2} \times 10^5$ ($\text{cm}^2 \text{s}^{-1}$)
770	7.84	880	19.63
780	8.61	890	21.09
790	9.44	900	22.64
800	10.32	910	24.26
810	11.26	920	25.95
820	12.27	930	27.72
830	13.33	940	29.57
840	14.45	950	31.51
850	15.64	960	33.52
860	16.90	970	35.62
870	18.23		

For molten LI at 742 K, the value for D_{Li^+} , from conductivity and NMR techniques, are: 11.0×10^{-5} and $3.11 \times 10^{-5} \text{ cm}^2 \text{ s}^{-1}$, respectively. The former approximates closely the values gained from tracer diffusion techniques ($\sim \pm 10\text{-}20\%$); the NMR value suggests an anomalous effect, and may be understood if part of the lithium ions in LI behave as super-conductors [510].

System 31. NaI

List of diffusing species investigated in NaI as solvent

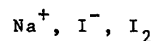


Table 31.1. Diffusion techniques, uncertainties, and species

Diffusion technique of recommended study	Uncertainty (in values of D)	Species
capillary	$\sim \pm 10\%$	Na^+, I^-
chronopotentiometry	$\sim \pm 20\%$	I_2

Equation:

$$D = A \exp[-E/RT] \quad (31.1)$$

precision: in table 31.2

uncertainty: in table 31.1

Table 31.2. Parameters of diffusion equation (31.1), precisions, and references

Species	$A \times 10^3$ ($\text{cm}^2 \text{s}^{-1}$)	E (cal mol^{-1})	Temp. range (K)	Precision	References
Na^+	0.604	3959	940-1070	$\pm 1.3\%$	45,193
I^-	0.434	4439	950-1070	$\pm 2.0\%$	45,193
I_2	225.36	15160	970-1120		214

No entry in precision column indicates estimates not possible, since results were reported as equations only.

Table 31.3. Self-diffusion coefficients from equations in table 31.2

T (K)	$D_{\text{Na}^+} \times 10^5$ ($\text{cm}^2 \text{s}^{-1}$)	$D_{\text{I}^-} \times 10^5$ ($\text{cm}^2 \text{s}^{-1}$)	T (K)	$D_{\text{Na}^+} \times 10^5$ ($\text{cm}^2 \text{s}^{-1}$)	$D_{\text{I}^-} \times 10^5$ ($\text{cm}^2 \text{s}^{-1}$)
940	7.25		1010	8.40	4.75
970	7.75	4.34	1040	8.89	5.07
980	7.91	4.44	1050	9.06	5.17
1000	8.24	4.65	1070	9.38	5.38

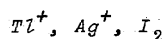
Table 31.4. Diffusion coefficients, $D \times 10^5$ ($\text{cm}^2 \text{s}^{-1}$), from equations in table 31.2

T (K)	I_2	T (K)	I_2
970	8.65	1050	15.76
1000	10.96	1080	19.28
1030	13.68	1110	23.33
1040	14.69	1120	24.81

DIFFUSION COEFFICIENTS IN MOLTEN SALTS

System 32. KI

List of diffusing species investigated in KI as solvent



The italicized species indicate studies with insufficient data-sets for characterization of temperature-dependence of diffusion coefficients. For these species: see table 32.4.

Table 32.1. Diffusion techniques, uncertainties, and species

Diffusion technique of recommended study	Uncertainty (in values of D)	Species
chronopotentiometry	$\sim \pm 20\%$	<i>I₂</i>
not cited	$\sim \pm 50\%$	Tl ⁺ , Ag ⁺

Equation:

$$D = A \exp[-E/RT] \quad (32.1)$$

precision: in table 32.2

uncertainty: in table 32.1

Table 32.2. Parameters of diffusion equation (32.1), precision, and references

Species	A x 10 ³ (cm ² s ⁻¹)	E (cal mol ⁻¹)	Temp. range (K)	Precision	References
<i>I₂</i>	178.18	14964	970-1120		214

No entry in precision column indicates estimates not possible since results were reported as equations only.

Table 32.3. Diffusion coefficients, D x 10⁵ (cm² s⁻¹), from equation in table 32.2.

T (K)	<i>I₂</i>	T (K)	<i>I₂</i>
970	7.57	1050	13.68
990	8.86	1070	15.65
1010	10.30	1090	17.80
1030	11.90	1110	20.16
1040	12.77	1120	21.42

Table 32.4. Diffusion coefficients for species not included in table 32.3.

Species	T (K)	D x 10 ⁵ (cm ² s ⁻¹)	References
Tl ⁺	720	3.1	209
	780	3.3	
Ag ⁺	720	4.6	209
	780	5.1	

System 33. CsI

List of diffusing species investigated in CsI as solvent



Table 33.1. Diffusion technique, uncertainty, and species

Diffusion technique of recommended study	Uncertainty (in values of D)	Species
chronopotentiometry	$\sim \pm 20\%$	I_2

Equation:

$$D = A \exp[-E/RT] \quad (33.1)$$

precision: in table 33.2 uncertainty: in table 33.1

Table 33.2. Parameters of diffusion equation (33.1), precision, and references

Species	$A \times 10^3$ ($\text{cm}^2 \text{s}^{-1}$)	E (cal mol^{-1})	Temp. range (K)	Precision	References
I_2	93.29	13591	970-1120		214

No entry in precision column indicates estimate not possible since results were reported as equations only.

Table 33.3. Diffusion coefficients, $D \times 10^5$ ($\text{cm}^2 \text{s}^{-1}$), from equation in table 33.2.

T (K)	I_2	T (K)	I_2
970	8.08	1050	13.83
990	9.32	1070	15.63
1010	10.69	1090	17.57
1030	12.19	1110	19.67
1040	12.99	1120	20.79

System 34. AgI

List of diffusing species investigated in AgI as solvent

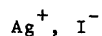


Table 34.1. Diffusion technique, uncertainties, and species

Diffusion technique of recommended study	Uncertainty (in values of D)	Species
porous frit	$\sim \pm 10\%$	Ag^+, I^-

Equation:

$$D = A \exp[-E/RT] \quad (34.1)$$

precision: in table 34.2 uncertainty: in table 34.1

DIFFUSION COEFFICIENTS IN MOLTEN SALTS

553

System 34. AgI (cont'd)

Table 34.2. Parameters of diffusion equation (34.1), precisions, and references

Species	$A \times 10^3$ ($\text{cm}^2 \text{s}^{-1}$)	E (cal mol^{-1})	Temp. range (K)	Precision	References
Ag^+	1.206	5454	850-890	$\pm 2.1\%$	509
I^-	78470	24913	860-890	$\pm 0.2\%$	509

Table 34.3. Self-diffusion coefficients from equations in table 34.2.

T (K)	$D_{\text{Ag}^+} \times 10^5$	$D_{\text{I}^-} \times 10^5$	T (K)	$D_{\text{Ag}^+} \times 10^5$	$D_{\text{I}^-} \times 10^5$
850	4.78		880	5.33	5.10
860	4.96	3.66	890	5.52	5.98
870	5.14	4.33			

System 35. NaOH

List of diffusing species investigated in NaOH as solvent



Table 35.1. Diffusion technique, uncertainty, and species

Diffusion technique of recommended study	Uncertainty (in value of D)	Species
chronopotentiometry	$\sim \pm 20\%$	Bi^{3+}

Table 35.2. Diffusion coefficient

Species	T (K)	$D \times 10^5$ ($\text{cm}^2 \text{s}^{-1}$)	References
Bi^{3+}	613	0.7	215

System 36. KCNS

List of diffusing species investigated in KCNS as solvent

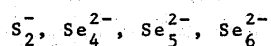


Table 36.1. Diffusion techniques, uncertainties, and species

Diffusion technique of recommended study	Uncertainty (in values of D)	Species
cyclic voltammetry	$\sim \pm 20\%$	S_2^- , Se_4^{2-} , Se_5^{2-} , Se_6^{2-}
chronoamperometry	$\sim \pm 20\%$	S_2^-

System 36. KCNS (cont'd)

Table 36.2. Diffusion coefficients

Species	T (K)	$D \times 10^5$ ($\text{cm}^2 \text{s}^{-1}$)	References
S_2^- ^a	493	2.2 ^b	216
Se_4^{2-}	493	0.147	217
Se_5^{2-}	493	0.085	217
Se_6^{2-}	493	0.072	217

^a Diffusing species uncertain; S_2^- or S_3^- ^b By chronoamperometry, $D = 1.3 \times 10^{-5} \text{ cm}^2 \text{ s}^{-1}$

System 37. Li_2CO_3

List of diffusing species investigated in Li_2CO_3 as solvent

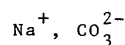


Table 37.1. Diffusion techniques, uncertainties, and species

Diffusion technique of recommended study	Uncertainty (in values of D)	Species
capillary	$\sim \pm 10\%$	$\text{Na}^+, \text{CO}_3^{2-}$

Equation:

$$D = A \exp[-E/RT] \quad (37.1)$$

precision: in table 37.2 uncertainty: in table 37.1

Table 37.2. Parameters of diffusion equation (37.1), precisions, and references

Species	$A \times 10^3$ ($\text{cm}^2 \text{ s}^{-1}$)	E (cal mol^{-1})	Temp. range (K)	Precision	References
Na^+	1.32	9630	1080-1180	$\pm 3.5\%$	57,218
CO_3^{2-}	1.35	9740	1120-1265	$\pm 3.5\%$	57,218

Table 37.3. Diffusion coefficients from equations in table 37.2

T (K)	$D_{\text{Na}^+} \times 10^5$ ($\text{cm}^2 \text{ s}^{-1}$)	T (K)	$D_{\text{CO}_3^{2-}} \times 10^5$ ($\text{cm}^2 \text{ s}^{-1}$)
1080	1.49	1120	1.70
1100	1.61	1160	1.97
1140	1.88	1200	2.27
1170	2.10	1240	2.59
		1260	2.76

System 38. Na₂CO₃

List of diffusing species investigated in Na₂CO₃ as solvent

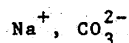


Table 38.1. Diffusion techniques, uncertainties, and species

Diffusion technique of recommended study	Uncertainty (in values of D)	Species
capillary	~ ± 10%	Na ⁺ , CO ₃ ²⁻

Equation:

$$D = A \exp [-E/RT] \quad (38.1)$$

precision: in table 38.2 uncertainty: in table 38.1

Table 38.2. Parameters of diffusion equation (38.1), precisions, and references

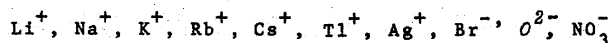
Species	A x 10 ³ (cm ² s ⁻¹)	E (cal mol ⁻¹)	Temp. range (K)	Precision	References
Na ⁺	10.0	12170	1180-1320	± 1.5%	<u>52,56,218</u>
CO ₃ ²⁻	2.86	10620	1170-1335	± 0.6%	<u>52,56,218</u>

Table 38.3. Self-diffusion coefficients from equations in table 38.2

T (K)	D _{Na⁺} x 10 ⁵ (cm ² s ⁻¹)	D _{CO₃²⁻} x 10 ⁵ (cm ² s ⁻¹)	T (K)	D _{Na⁺} x 10 ⁵ (cm ² s ⁻¹)	D _{CO₃²⁻} x 10 ⁵ (cm ² s ⁻¹)
1170		2.97	1260	7.75	4.11
1180	5.57	3.09	1280	8.36	4.40
1200	6.07	3.33	1300	9.00	4.69
1220	6.60	3.58	1320	9.66	4.99
1240	7.16	3.84	1340		5.30

System 39. Lithium Nitrate: LiNO₃

List of diffusing species investigated in LiNO₃ as solvent



T⁺ italicized species indicate studies with insufficient data-sets for characterization of temperature dependence of diffusion coefficients. For these species: see table 39.4.

System 39. LiNO_3 (cont'd)

Table 39.1 Diffusion techniques, uncertainties, and species

Diffusion technique of recommended study	Uncertainty (in values of D)	Species
capillary	$\sim \pm 5\%$	Li^+ , NO_3^-
chronopotentiometry	$\sim \pm 10\%$	Ag^+ , O^{2-}
electrophoresis	$\sim \pm 20\%$	Na^+ , Cs^+
interferometry	$\sim \pm 20\%$	K^+ , Rb^+ , Tl^+ , Br^-

Equation:

$$D = A \exp [-E/RT] \quad (39.1)$$

precision: in table 39.2

uncertainty: in table 39.1

Table 39.2. Parameters of diffusion equation (39.1), precisions, and references

Species	$A \times 10^3$ ($\text{cm}^2 \text{s}^{-1}$)	E (cal mol^{-1})	Temp. range (K)	Precision	References
Li^+	2.47	5490	540-590	$\pm 1.7\%$	50
NO_3^-	1.95	6340	540-590	$\pm 3.3\%$	50
Na^+	0.43	3550	540-670		36,86
K^+	2.33	5776	540-615	$\pm 11\%$	36,37
Rb^+	0.87	4898	545-665	$\pm 3.6\%$	36,37
Cs^+	0.66	4540	540-675		36,37,86
Tl^+	3.95	6780	535-630	$\pm 7.8\%$	37,38
Ag^+	16.1	7900	530-590	$\pm 4.5\%$	106,109,219
Br^-	1.58	6290	530-625	$\pm 10\%$	35

No entry in precision column indicates estimates not possible since results were reported as equations only.

Table 39.3. Self-diffusion coefficients from equations in table 39.2.

T (K)	$D_{\text{Li}^+} \times 10^5$ ($\text{cm}^2 \text{s}^{-1}$)	$D_{\text{NO}_3^-} \times 10^5$ ($\text{cm}^2 \text{s}^{-1}$)	T (K)	$D_{\text{Li}^+} \times 10^5$ ($\text{cm}^2 \text{s}^{-1}$)	$D_{\text{NO}_3^-} \times 10^5$ ($\text{cm}^2 \text{s}^{-1}$)
540	1.48	0.53	570	1.94	0.72
550	1.63	0.59	580	2.11	0.80
560	1.78	0.65	590	2.29	0.87

Table 39.4. Diffusion coefficients for species not included in table 39.2

Species	T (K)	$D \times 10^5$ ($\text{cm}^2 \text{s}^{-1}$)	References
O^{2-}	593	1.9	220

DIFFUSION COEFFICIENTS IN MOLTEN SALTS

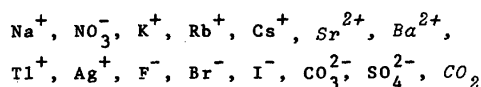
System 39. LiNO₃(cont'd)

Table 39.5. Diffusion coefficients, $D \times 10^5$ (cm²s⁻¹), from equations in table 39.2

T (K)	Na ⁺	K ⁺	Rb ⁺	Cs ⁺	Tl ⁺	Ag ⁺	Br ⁻
530					0.63	0.89	0.40
560	1.77	1.30	1.07	1.12	0.89	1.33	0.55
590	2.08	1.69	1.33	1.37	1.22	1.91	0.74
610	2.30	1.99	1.53	1.56	1.47		0.88
630	2.52		1.74	1.76	1.76		1.04
660	2.87		2.08	2.07			
680				2.29			

System 40. NaNO₃

List of diffusing species investigated in NaNO₃ as solvent



The italicized species indicate studies with insufficient data-sets for characterization of temperature dependence of diffusion coefficients. For these species: see table 40.5.

Table 40.1. Diffusion techniques, uncertainties, and species

Diffusion techniques of recommended study	Uncertainty (in values of D)	Species
capillary	~ ± 10%	Na ⁺ , NO ₃ ⁻ , K ⁺
	~ ± 100%	Sr ²⁺ , Ba ²⁺ , Tl ⁺
chronopotentiometry	~ ± 10%	Ag ⁺
interferometry	~ ± 30%	Rb ⁺ , Tl ⁺ , F ⁻ , Br ⁻ , I ⁻ , CO ₃ ²⁻ , SO ₄ ²⁻
gravimetric porous frit	~ ± 5%	K ⁺ , Cs ⁺ , Rb ⁺
electrophoresis	~ ± 25%	Cs ⁺
rising bubble	~ ± 40%	CO ₂

Equation:

$$D = A \exp[-E/RT] \quad (40.1)$$

precision: in table 40.2 uncertainty: in table 40.1

System 40. NaNO₃ (cont'd)

Table 40.2. Parameters of diffusion equation (40.1), precisions, and references

Species	A x 10 ³ (cm ² s ⁻¹)	E (cal mol ⁻¹)	Temp. range (K)	Precision	References
Na ⁺	1.29	4347	600-670	± 2.3%	see: table S-1
NO ₃ ⁻	0.90	5080	585-650	± 1.4%	50,94
K ⁺	0.732	4431	619 -722	± 1.0%	95,97,110,510
Rb ⁺	1.999	5780	597 - 623	± 1.0%	36,78,510
Cs ⁺	0.822	4761	598 -725	± 1.0%	36,81,86,99,103,510
Tl ⁺	0.631	4413	590-650	± 2.8%	91,209,221,227
Ag ⁺	1.07	4645	590-670	± 2.6%	see: Table S-1
F ⁻	0.782	5730	620-650	± 6.9%	35
Br ⁻	1.312	5671	590-670	± 7.4%	35
I ⁻	1.712	5994	590-660	± 6.6%	35
CO ₃ ²⁻	1.103	6432	590-650	± 6.2%	35
SO ₄ ²⁻	0.762	5888	590-650	± 4.2%	35

Table 40.3. Self-diffusion coefficients from equations in table 40.2

T (K)	D _{Na⁺} x 10 ⁵ (cm ² s ⁻¹)	D _{NO₃⁻} x 10 ⁵ (cm ² s ⁻¹)	T (K)	D _{Na⁺} x 10 ⁵ (cm ² s ⁻¹)	D _{NO₃⁻} x 10 ⁵ (cm ² s ⁻¹)
580		1.10	630	4.00	1.56
590		1.18	640	4.23	1.66
600	3.37	1.27	650	4.46	1.76
610	3.57	1.36	660	4.69	
620	3.79	1.46	670	4.93	

Table 40.4 Diffusion coefficients, D x 10⁵ (cm² s⁻¹) from equations in table 40.2

T (K)	K ⁺	Rb ⁺	Cs ⁺	Tl ⁺	Ag ⁺	F ⁻	Br ⁻	I ⁻	CO ₃ ²⁻	SO ₄ ²⁻
580										
610		1.698	1.743	1.66	2.32		1.22	1.22	0.547	0.592
620	2.007	1.834	1.855	1.76	2.47	0.747	1.31	1.32	0.596	0.640
640	2.246		2.088	1.96	2.77	0.864	1.52	1.54	0.702	0.744
670	2.625		2.462		3.27		1.85			
720	3.308		3.141							

Table 40.5. Diffusion coefficients for species not included in tables 40.3 and 40.4

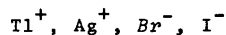
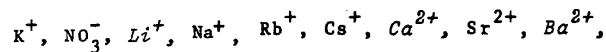
Species	T (K)	D x 10 ⁵ (cm ² s ⁻¹)	References
Sr ²⁺	618	4.2	209,221
	633	4.4	
Ba ²⁺	633	3.7	209,221
	623	2.5	
CO ₂	623	2.5	229

DIFFUSION COEFFICIENTS IN MOLTEN SALTS

559

System 41. KNO_3

List of diffusing species investigated in KNO_3 as solvent



The italicized species indicate studies with insufficient data-sets for characterization of temperature dependence of diffusion coefficients. For these species: see table 41.5.

Table 41.1. Diffusion techniques, uncertainties, and species

Diffusion technique of recommended study	Uncertainty (in values of D)	Species
capillary	$\sim \pm 20\%$	K^+ , NO_3^- , Li^+
capillary	$\sim \pm 10\%$	Tl^+ , Br^- , I^-
gravimetric porous frit	$\sim \pm 5\%$	Na^+ , Cs^+
chronopotentiometry	$\sim \pm 10\%$	Sr^{2+} , Ag^+ , Ca^{2+}
polarography	$\sim \pm 50\%$	Ba^{2+} , Br^- , I^-
interferometry	$\sim \pm 30\%$	Na^+ , Rb^+ , Cs^+ , Tl^+

Equation

$$D = A \exp[-E/RT] \quad (41.1)$$

precision: in table 41.2

uncertainty: in table 41.1

Table 41.2. Parameters of diffusion equation (41.1), precisions, and references

Species	$A \times 10^3$ ($\text{cm}^2 \text{s}^{-1}$)	E (cal mol^{-1})	Temp. range (K)	Precision	References
K^+	1.48	5674	615-700	$\pm 3\%$	see:table S-1
NO_3^-	1.42	5760	620-660	$\pm 2.7\%$	50
Na^+	2.171	5913	617-726	$\pm 1.0\%$	see:table S-1
Rb^+	1.026	5321	610-725	$\pm 6.2\%$	<u>36,37</u>
Cs^+	1.014	5248	621-739	$\pm 1.0\%$	<u>36,37,510</u>
Sr^{2+}	6.63	8150	620-690	$\pm 4.5\%$	209, <u>232,235</u>
Tl^+	0.558	4516	610-680	$\pm 5.0\%$	37,221, <u>227,230</u>
Ag^+	1.53	5280	620-720		see:table S-1

Table 41.3. Self-diffusion coefficients from equations in table 41.2

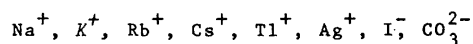
T (K)	$D_{\text{K}^+} \times 10^5$ ($\text{cm}^2 \text{s}^{-1}$)	$D_{\text{NO}_3^-} \times 10^5$ ($\text{cm}^2 \text{s}^{-1}$)	T (K)	$D_{\text{K}^+} \times 10^5$ ($\text{cm}^2 \text{s}^{-1}$)	$D_{\text{NO}_3^-} \times 10^5$ ($\text{cm}^2 \text{s}^{-1}$)
610	1.37		660	1.96	1.76
620	1.48	1.32	670	2.09	
630	1.59	1.43	680	2.22	
640	1.71	1.53	690	2.36	
650	1.83	1.64	700	2.50	

System 41. KNO_3 (cont'd)Table 41.4. Diffusion coefficients, $D \times 10^5$ (cm^2s^{-1}), from equations in table 41.2

T (K)	Na^+	Rb^+	Cs^+	Sr^{2+}	Ag^+	Tl^+
610		1.27				1.34
630		1.46	1.433	0.987	2.25	1.51
650	2.231	1.67	1.744	1.21	2.57	1.69
670	2.558	1.89	1.969	1.46	2.90	1.88
690	2.909	2.12	2.207	1.74	3.25	
720		2.49	2.589		3.82	
730		2.62	2.722			

Table 41.5. Diffusion coefficients for species not included in table 41.3 and 41.4

Species	T (K)	$D \times 10^5$ (cm^2s^{-1})	References
Li^+	625	2.2	231
	645	2.6	
Ba^{2+}	643	2.1	221,230
Ca^{2+}	673	2.2	235
Rr^-	633	3.0	221,230
I^-	633	3.0	221,230

System 42. RbNO_3 List of diffusing species investigated in RbNO_3 as solvent

The italicized species indicate studies with insufficient data-sets for characterization of temperature dependence of diffusion coefficients. For these species: see table 42.5.

Table 42.1. Diffusion techniques, uncertainties, and species

Diffusion technique of recommended study	Uncertainty (in values of D)	Species
capillary	$\sim \pm 10\%$	Rb^+
chronopotentiometry	$\sim \pm 10\%$	Ag^+
interferometry	$\sim \pm 10\%$	Tl^+ , I^- , CO_3^{2-}
electrophoresis	$\sim \pm 20\%$	Na^+ , K^+ , Cs^+

DIFFUSION COEFFICIENTS IN MOLTEN SALTS

System 42. RbNO₃ (cont'd)

Equation:

$$D = A \exp[-E/RT] \quad (42.1)$$

precision: in table 42.2 uncertainty: in table 42.1

Table 42.2. Parameters of diffusion equation (42.1), precision, and references

Species	A x 10 ³ (cm ² s ⁻¹)	E (cal mol ⁻¹)	Temp. range (K)	Precision	References
Na ⁺	0.69	4560	590-720		78,85,86
Rb ⁺	1.137	5476	600-740	± 1.9%	see:table S-1
Cs ⁺	1.02	5470	590-720		86
Tl ⁺	1.995	6257	600-690	± 6.3%	227
Ag ⁺ ^a	1.677	5623	610-690	± 2.3%	33,104,109,226
I ⁻	1.777	6621	600-670	± 2.2%	35
CO ₃ ²⁻	0.774	6401	600-670	± 6.3%	35

^aDependence of diffusion coefficients of Ag⁺ on pressure has been reported in graphical form at 628, 679, and 708 K [226].

No entry in precision column indicates estimate not possible since results were reported as equations only.

Table 42.3. Self-diffusion coefficients from equation in table 42.2

T (K)	D _{Rb+} x 10 ⁵ (cm ² s ⁻¹)	T (K)	D _{Rb+} x 10 ⁵ (cm ² s ⁻¹)
600	1.15	680	1.98
620	1.33	700	2.22
640	1.53	720	2.47
660	1.75	740	2.74
670	1.86		

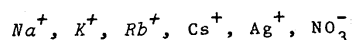
Table 42.4. Diffusion coefficients, D x 10⁵ (cm²s⁻¹), from equations in table 42.2

T (K)	Na ⁺	Cs ⁺	Tl ⁺	Ag ⁺	I ⁻	CO ₃ ²⁻
590	1.41	0.96				
610	1.60	1.12	1.14	1.62	0.75	0.39
630	1.81	1.29	1.35	1.88	0.90	0.47
650	2.02	1.48	1.57	2.16	1.06	0.55
670	2.25	1.68	1.82	2.46	1.23	0.63
690	2.48	1.89	2.08			
710	2.72	2.11				
720	2.85	2.23				

System 42. RbNO_3 (cont'd)

Table 42.5. Diffusion coefficient for species not included in tables 42.3 and 42.4

Species	T (K)	$D \times 10^5$ ($\text{cm}^2 \text{s}^{-1}$)	References
K^+	723	2.52	85

System 43. CsNO_3 List of diffusing species investigated in CsNO_3 as solvent

The italicized species indicate studies with insufficient data-sets for characterization of temperature dependence of diffusion coefficients. For these species: see table 43.5.

Table 43.1. Diffusion techniques, uncertainties, and species

Diffusion technique of recommended study	Uncertainty (in values of D)	Species
capillary	$\sim \pm 10\%$	Cs^+ , NO_3^-
chronopotentiometry	$\sim \pm 10\%$	Ag^+
electrophoresis	$\sim \pm 20\%$	Na^+ , K^+ , Rb^+

Equation:

$$D = A \exp[-E/RT] \quad (43.1)$$

precision: in table 43.2

uncertainty: in table 43.1

Table 43.2. Parameters of diffusion equation (43.1), precisions, and references

Species	$A \times 10^3$ ($\text{cm}^2 \text{s}^{-1}$)	E (cal mol^{-1})	Temp. range (K)	Precision	References
Cs^+	2.228	6581	700-770	$\pm 0.4\%$	47, 50, 99
Ag^{a}	2.044	5955	700-750	$\pm 1.0\%$	see: table S-1
NO_3^-	2.08	6514	700-750	$\pm 3\%$	50
<u>Pressure = 200 atm.</u>					
Cs^+	1.828	6569	710-800	$\pm 1.3\%$	99
<u>Pressure = 400 atm.</u>					
Cs^+	1.525	6347	710-770	$\pm 3.1\%$	99
<u>Pressure = 800 atm.</u>					
Cs^+	1.283	6154	710-800	$\pm 0.4\%$	99

For Ag^+ , pressure dependence of D is reported graphically [226].

DIFFUSION COEFFICIENTS IN MOLTEN SALTS

563

System 43. CsNO₃ (cont'd)

Table 43.3. Self-diffusion coefficients, $D \times 10^5$ (cm²s⁻¹), from equations in table 43.2.

Pressure	1 atm.		200 atm.	400 atm.	800 atm.
	Cs ⁺	NO ₃ ⁻	Cs ⁺	Cs ⁺	Cs ⁺
T (K)					
700	1.96	1.92			
720	2.24	2.19	1.85	1.81	1.74
740	2.54	2.48	2.10	2.04	1.95
760	2.85		2.36	2.28	2.18
780			2.64		2.42
800			2.93		2.67

Table 43.4. Diffusion coefficients from equation in table 43.2.

T (K)	D _{Ag⁺} × 10 ⁵ (cm ² s ⁻¹)	T (K)	D _{Ag⁺} × 10 ⁵ (cm ² s ⁻¹)
700	2.83	730	3.37
710	3.00	740	3.56
720	3.18	750	3.76

Table 43.5. Diffusion coefficients for species not included in tables 43.3 and 43.4

Species	T (K)	D × 10 ⁵ (cm ² s ⁻¹)	References
Na ⁺	723	2.41	85
K ⁺	723	2.44	85
Rb ⁺	723	2.32	85

System 44. AgNO₃

List of diffusing species investigated in AgNO₃ as solvent

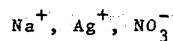


Table 44.1 Diffusion techniques, uncertainties, and species

Diffusion technique of recommended study	Uncertainty (in values of D)	Species
capillary	~ ± 10%	Ag ⁺ , NO ₃ ⁻
porous-frit	~ ± 26%	Na ⁺

System 44. AgNO_3 (cont'd)

Equation:

$$D = A \exp[-E/RT] \quad (44.1)$$

precision: in table 44.2 uncertainty: in table 44.1

Table 44.2. Parameters of diffusion equation (44.1), precisions, and references.

Species	$A \times 10^3$ ($\text{cm}^2 \text{s}^{-1}$)	E (cal mol^{-1})	Temp. range (K)	Precision	References
Na^+	1.504	4974	500-630	$\pm 6.8\%$	78,238
Ag^+	0.47	3692	500-630	$\pm 2.2\%$	47,50,83,238
NO_3^-	0.50	4333	490-560	$\pm 4.9\%$	50

Table 44.3. Self-diffusion coefficients, $D \times 10^5$ ($\text{cm}^2 \text{s}^{-1}$), from equations in table 44.2.

T (K)	Ag^+	NO_3^-	T (K)	Ag^+	NO_3^-
490		0.58	560	1.70	1.02
510	1.23	0.70	570	1.81	
530	1.41	0.82	590	2.02	
550	1.60	0.95	610	2.24	
		1.02	630	2.46	

Table 44.4. Diffusion-coefficients from equation in table 44.2

T (K)	$D_{\text{Na}^+} \times 10^5$ ($\text{cm}^2 \text{s}^{-1}$)	T (K)	$D_{\text{Na}^+} \times 10^5$ ($\text{cm}^2 \text{s}^{-1}$)
500	1.01	570	1.86
520	1.22	590	2.16
540	1.46	610	2.48
560	1.72	630	2.83

System 45. TlNO_3 List of diffusing species investigated in TlNO_3 as solvent Na^+ , Tl^+ , Ag^+

Table 45.1. Diffusion techniques, uncertainties, and species

Diffusion technique of recommended study	Uncertainty (in values of D)	Species
capillary	$\sim \pm 10\%$	Tl^+
gravimetric	$\sim \pm 10\%$	Ag^+
electrophoresis	$\sim \pm 20\%$	Na^+

DIFFUSION COEFFICIENTS IN MOLTEN SALTS

565

System 45. $TlNO_3$ (cont'd)

Equation.

$$D = A \exp[-E/RT] \quad (45.1)$$

precision: in table 45.2 uncertainty: in table 45.1

Table 45.2. Parameters of diffusion equation (45.1), precisions, and references

Species	$A \times 10^3$ ($cm^2 s^{-1}$)	E ($cal \cdot mol^{-1}$)	Temp. range (K)	Precision	References
Na^+	0.818	4431	490-590	$\pm 1.0\%$	91
Tl^+	1.316	4963	500-610	$\pm 6.5\%$	91, 240
Ag^+	1.07	4130	520-610	$\pm 6\%$	106, 239

Table 45.3. Self-diffusion coefficients from equation in table 45.4

T (K)	$D_{Tl^+} \times 10^5$ ($cm^2 s^{-1}$)	T (K)	$D_{Tl^+} \times 10^5$ ($cm^2 s^{-1}$)
500	0.89	560	1.52
520	1.08	580	1.77
540	1.29	600	2.05
550	1.41	610	2.19

Table 45.4. Diffusion coefficients, $D \times 10^5$ ($cm^2 s^{-1}$), from equations in table 45.2

T (K)	Na^+	Ag^+	T (K)	Na^+	Ag^+
490	0.86		560	1.53	2.62
510	1.03		580	1.75	2.97
530	1.22	2.12	600		3.35
550	1.42	2.44			

System 46. $NaPO_3$

List of diffusing species investigated in $NaPO_3$ as solvent

U(VI)

Table 46.1. Diffusion techniques, uncertainty, and species

Diffusion technique of recommended study	Uncertainty (in values of D)	Species
chronopotentiometry chronoamperometric	$\sim \pm 20\%$	U(VI)

System 46. NaPO₃ (cont'd)

Table 46.2. Diffusion coefficients

Species	Melt composition (R ^a)	T (K)	D x 10 ⁵ (cm ² s ⁻¹)	References
U(VI)	1.0	967	0.013 ^b 0.0116 ^c	241
	1.1	967	0.0063 ^b 0.0147 ^c	
	1.2	967	0.0167 ^b 0.0162 ^c	
	1.3	967	0.0224 ^b 0.0196 ^c	
	1.4	967	0.0148 ^b 0.0212 ^c	
	1.5	967	0.0212 ^b 0.0245 ^c	

^aR is the molar M₂O to P₂O₅ ratio and M is univalent.

^bChronopotentiometric values.

^cChronoamperometric values.

System 47. Sulfur

List of diffusing species investigated in sulfur as solvent

P, S.

Table 47.1. Diffusion techniques, uncertainties, and species

Diffusion techniques of recommended study	Uncertainty (in values of D)	Species
capillary	~ ± 20%	³² P
porous frit	~ ± 20%	³⁵ S

Equation:

$$D = A \exp[-E/RT] \quad (47.1)$$

precision: in table 47.2 uncertainty: in table 47.1

Table 47.2. Parameters of diffusion equation (47.1), precisions, and references

Species	A x 10 ³ (cm ² s ⁻¹)	E (cal mol ⁻¹)	Temp. range (K)	Precision	References
³⁵ S	281700	15167	395-420	± 5.5%	243, 244
³⁵ S	0.218	5348	540-590	± 2.5%	243, 244
³² P	1.258x10 ¹²	26839	395-410	± 6.3%	242

DIFFUSION COEFFICIENTS IN MOLTEN SALTS

507

System 47. Sulfur (cont'd)

Table 47.3. Diffusion coefficients of sulfur^a

T (K)	$D \times 10^6$ ($\text{cm}^2 \text{s}^{-1}$)	T (K)	$D \times 10^6$ ($\text{cm}^2 \text{s}^{-1}$)	T (K)	$D \times 10^6$ ($\text{cm}^2 \text{s}^{-1}$)
395.6	1.05	431.6	1.45	488.1	0.95
396.1	1.20	436.1	1.31	504.1	0.80
398.1	1.45	436.5	1.24	509.1	0.83
399.1	1.52	440.6	1.17	513.1	0.91
412.1	2.50	443.1	1.53	541.1	1.55
414.6	2.80	453.1	1.03	546.1	1.52
421.1	3.90	456.1	0.90	547.1	1.23
422.1	3.85	458.1	0.86	551.1	2.05
422.1	2.42	465.1	0.71	565.1	1.90
426.1	2.45	472.1	0.71	580.1	2.34
427.6	2.90	474.1	0.84	580.1	2.10
428.1	3.22	479.1	0.87	589.1	2.26

^aExperimental values of diffusion coefficients.

Table 47.4. Diffusion coefficients from equation in table 47.2

T (K)	$D_P \times 10^5$ ($\text{cm}^2 \text{s}^{-1}$)	T (K)	$D_P \times 10^5$ ($\text{cm}^2 \text{s}^{-1}$)
395	0.178	405	0.414
400	0.273	410	0.621

System 48. Na_2S_3

List of diffusing species investigated in Na_2S_3 solvent
polysulfide(?) , i.e., uncertain

Table 48.1. Diffusion technique, uncertainty, and species

Diffusion technique of recommended study	Uncertainty (in values of D)	Species
ac impedance	$\sim \pm 25\%$	uncertain

Table 48.2 Diffusion coefficients

Species	Melt composition	T (K)	$D \times 10^5$ ($\text{cm}^2 \text{s}^{-1}$)	References
uncertain	$\text{Na}_2\text{S}_{3.08}$	623	0.98	31

System 49. Na_2S_4 List of diffusing species investigated in Na_2S_4 as solvent*S*; polysulfide(?), i.e., uncertain

The italicized species indicate studies with insufficient data-sets for characterization of temperature dependence of diffusion coefficients. For these species: see table 49.4

Table 49.1 Diffusion techniques, uncertainties, and species

Diffusion technique of recommended study	Uncertainty (in values of D)	Species
capillary	$\sim \pm 50\%$	<i>S</i>
cathodic chronopotentiometry	$\sim \pm 25\%$	uncertain
anodic chronopotentiometry	$\sim \pm 30\%$	uncertain

Equation:

$$D = A \exp[-E/RT] \quad (49.1)$$

precision: in table 49.2

uncertainty: in table 49.1

Table 49.2. Parameters of diffusion equation (49.1), precisions and references

Species	$A \times 10^3$ ($\text{cm}^2 \text{s}^{-1}$)	E (cal mol^{-1})	Temp. range	Precision	References
uncertain ^a	220.13	11796	570-640	$\pm 3.6\%$	244
uncertain ^b	61.84	10373	590-640	$\pm 12.6\%$	244

^aSpecies during the cathodic process.^bSpecies during the anodic process.Table 49.3. Diffusion coefficients, $D \times 10^5$ ($\text{cm}^2 \text{s}^{-1}$), from equations in table 49.2

T (K)	Uncertain ^a	Uncertain ^b	T (K)	Uncertain ^a	Uncertain ^b
570	0.66		610	1.31	1.19
580	0.79		620	1.53	1.36
590	0.94	0.89	630	1.78	1.56
600	1.11	1.03	640	2.06	1.77

^aSpecies during the cathodic process. ^bSpecies during the anodic process.

Table 49.4. Diffusion coefficients for species not included in table 49.3

Species	T (K)	$D \times 10^5$ ($\text{cm}^2 \text{s}^{-1}$)	References
<i>S</i>	573	2.3	244

System 50. Na_2S_5 List of diffusing species investigated in Na_2S_5 as solvent

S, uncertain

Table 50.1. Diffusion techniques, uncertainties, and species

Diffusion technique of recommended study	Uncertainty (in values of D)	Species
capillary	$\sim \pm 30\%$	S
ac impedance	$\sim \pm 25\%$	uncertain

Table 50.2. Diffusion coefficients

Species	Melt composition	T (K)	$D \times 10^5$ ($\text{cm}^2 \text{s}^{-1}$)	References
S uncertain	$\text{Na}_2\text{S}_{5.2}$	573	1.5	244
	$\text{Na}_2\text{S}_{4.86}$	6.23	1.4	31

System 51. $\text{Na}_2\text{B}_4\text{O}_7$ List of diffusing species investigated in $\text{Na}_2\text{B}_4\text{O}_7$ as solvent

Sn^{4+} , Sb^{3+} , Bi^{3+} , Cu^{2+} , Ag^+ , Cd^{2+} , Cr(VI) , Ti^{3+} , Ti^{4+} ,
 Fe^{3+} , Co^{2+} , Ni^{2+} , U(VI) .

The italicized species indicate studies with insufficient data-sets for characterization of temperature dependence of diffusion coefficients. For these species see table 51.4.

Table 51.1. Diffusion techniques, uncertainties, and species

Diffusion technique of recommended study	Uncertainty (in values of D)	Species
chronopotentiometry	$\sim \pm 20\%$	Ag^+ , Cd^{2+} , Cr(VI) , Ti^{3+} , Ti^{4+} , U(VI)
polarography	$\sim \pm 25\%$	Sn^{4+} , Sb^{3+} , Bi^{3+} , Cu^{2+} , Fe^{2+} , Co^{2+} , Ni^{2+}

Equation:

$$D = A \exp[-E/RT] \quad (51.1)$$

precision: in table 51.2

uncertainty: in table 51.1

System 51. $\text{Na}_2\text{B}_4\text{O}_7$ (cont'd)

Table 51.2. Parameters of diffusion equation (51.1), precisions, and references

Species	$A \times 10^3$ (cm^2s^{-1})	E (cal mol^{-1})	Temp. range (K)	Precision	References
Ti^{3+}	4.408	10599	1020-1170	$\pm 2.5\%$	248
Ti^{4+}	9.498	12859	1020-1170	$\pm 8.8\%$	248

Table 51.3. Diffusion coefficients, $D \times 10^5$ (cm^2s^{-1}), from equations in table 51.2

T (K)	Ti^{3+}	Ti^{4+}	T (K)	Ti^{3+}	Ti^{4+}
1020	2.36	1.67	1100	3.45	2.65
1030	2.48	1.77	1110	3.61	2.79
1040	2.61	1.89	1120	3.77	2.94
1050	2.74	2.00	1130	3.93	3.09
1060	2.88	2.12	1140	4.10	3.25
1070	3.02	2.24	1150	4.27	3.42
1080	3.16	2.37	1160	4.44	3.59
1090	3.30	2.51	1170	4.62	3.76

Table 51.4. Diffusion coefficients for species not included in table 51.3

Species	T (K)	$D \times 10^5$ (cm^2s^{-1})	References
Sn^{4+}	1093	0.00044	247
Sb^{3+}	1093	0.000098	247
Bi^{3+}	1093	0.00048	247
Cu^{2+}	1093	0.00017	247
Ag^+	1015.5	0.0065 ^a	245
Cd^{2+}	1223	0.35 ^b	247, 249
Cr(VI)	1073	0.019	246
Fe^{3+}	1093	0.00014	247
Co^{2+}	1093	0.00011	247
Ni^{2+}	1093	0.00016	247
U(VI)	1073	0.04	246

^aTemperature dependence of D in the range 973-1173 K reported in graphical form [245] at two different concentrations of Ag_2O ; D values are reported to be dependent on Ag_2O conc.

^bTemperature dependence of D in the range 1020-1250 K reported in graphical form [245].

DIFFUSION COEFFICIENTS IN MOLTEN SALTS

571

System 52. $MgCl_2 \cdot 6H_2O$

List of diffusing species investigated in $MgCl_2 \cdot 6H_2O$ as solvent



Table 52.1. Diffusion techniques, uncertainty, and species

Diffusion technique of recommended study	Uncertainty (in value of D)	Species
dc polarography	$\sim \pm 20\%$	^a Ni(II)

^aDiffusing species is probably $[NiCl_4]^{2-}$

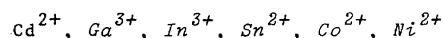
Table 52.2. Diffusion coefficient

Species	T (K)	D x 10 ⁵ (cm ² s ⁻¹)	References
^a Ni(II)	393	0.11	250

^aDiffusing species is probably $[NiCl_4]^{2-}$

System 53. $CaCl_2 \cdot 6H_2O$

List of diffusing species investigated in $CaCl_2 \cdot 6H_2O$ as solvent



The italicized species indicate studies with insufficient data-sets for characterization of temperature dependence of diffusion coefficients. For these species: see table 53.4.

Table 53.1. Diffusion technique, uncertainty, and species

Diffusion technique of recommended study	Uncertainty (in values of D)	Species
dc polarography	$\sim \pm 10\%$	Cd^{2+} , Ni^{2+}
linear sweep voltammetry	$\sim \pm 10\%$	<i>Ga³⁺</i> , <i>In³⁺</i> , <i>Sn²⁺</i> , <i>Co²⁺</i>

Equation:

$$D = AT^{\frac{1}{2}} \exp\left[\frac{-k}{T-T_0}\right] \quad (53.1)$$

precision: in table 53.2 uncertainty: in table 53.1

Table 53.2. Parameters of diffusion equation (53.1), precision, and references

Species	A x 10 ⁶ (cm ² s ⁻¹ k ^{-1/2})	k (K)	T ₀ (K)	Temp. range (K)	Precision	References
Cd^{2+}	18.5	1099	138.6	280-340		250, <u>251</u>

No entry in precision column indicates estimate not possible since results were reported as equation only.

System 53. $\text{CaCl}_2 \cdot 6\text{H}_2\text{O}$ (cont'd)

Table 53.3. Diffusion coefficients from equation in table 53.2

T (K)	$D_{\text{Cd}^{2+}} \times 10^5$ ($\text{cm}^2 \text{s}^{-1}$)	T (K)	$D_{\text{Cd}^{2+}} \times 10^5$ ($\text{cm}^2 \text{s}^{-1}$)
280	0.0130	320	0.0774
290	0.0222	330	0.108
300	0.0354	340	0.146
310	0.0535		

Table 53.4. Diffusion coefficients for species not included in table 53.3

Species	T (K)	$D \times 10^5$ ($\text{cm}^2 \text{s}^{-1}$)	References
Ga^{3+}	308	0.01	250
In^{3+}	308	0.035	250
Sn^{2+}	313	~ 0.087	250
Co^{2+}	308	~ 0.06	250
Ni^{2+}	308	0.0455	250
	388	0.39	250

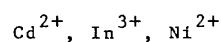
System 54. $\text{LiNO}_3 \cdot 3\text{H}_2\text{O}$ List of diffusing species investigated in $\text{LiNO}_3 \cdot 3\text{H}_2\text{O}$ as solvent

Table 54.1. Diffusion technique, uncertainty, and species

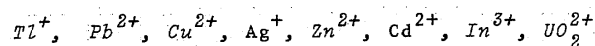
Diffusion technique of recommended study	Uncertainty (in values of D)	Species
dc polarography	$\sim \pm 20\%$	$\text{Cd}^{2+}, \text{In}^{3+}, \text{Ni}^{2+}$

Table 54.2. Diffusion coefficients

Species	T (K)	$D \times 10^{-5}$ ($\text{cm}^2 \text{s}^{-1}$)	References
Cd^{2+}	319	0.029	250
In^{3+}	320	0.18	250
Ni^{2+}	320	0.195	250

System 55. $\text{Ca}(\text{NO}_3)_2 \cdot 4\text{H}_2\text{O}$

List of diffusing species investigated in $\text{Ca}(\text{NO}_3)_2 \cdot 4\text{H}_2\text{O}$ as solvent



The italicized species indicate studies with insufficient data-sets for characterization of temperature dependence of diffusion coefficients. For these species: see table 55.4.

Table 55.1. Diffusion techniques, uncertainty, and species

Diffusion technique of recommended study	Uncertainty (in values of D)	Species
dc polarography	$\sim \pm 20\%$	<i>Tl⁺</i> , <i>Pb²⁺</i> , <i>Cu²⁺</i> , <i>Zn²⁺</i> , <i>Cd²⁺</i> , <i>In³⁺</i>
chronopotentiometry	$\sim \pm 20\%$	<i>Tl⁺</i> , <i>Ag⁺</i> , <i>In³⁺</i> , <i>UO₂²⁺</i>
cyclic voltammetry	$\sim \pm 20\%$	<i>Tl⁺</i> , <i>In³⁺</i> , <i>UO₂²⁺</i>
chronoamperometry	$\sim \pm 20\%$	<i>Tl⁺</i>

Equation:

$$D = AT^{\frac{1}{2}} \exp \left[\frac{-k}{T-T_0} \right] \quad (55.1)$$

precision: in table 55.2 uncertainty: in table 55.1

Table 55.2. Parameters of diffusion equation (55.1), precision, and references

Species	$A \times 10^6$ ($\text{cm}^2 \text{s}^{-1} \text{K}^{-\frac{1}{2}}$)	k (K)	T ₀ (K)	Temp. range (K)	Precision	References
<i>Ag⁺</i>	5.84	598.2	202.5	288-332	$\sim \pm 3\%$	250,252,253,255
<i>Cd²⁺</i>	0.359	199	266.8	320-367		see:table S-1

No entry in precision column indicates estimate not possible since results were reported as equations only.

Table 55.3. Diffusion coefficients from equations in table 55.2

T (K)	$D_{\text{Ag}^+} \times 10^5$ ($\text{cm}^2 \text{s}^{-1}$)	$D_{\text{Cd}^{2+}} \times 10^5$ ($\text{cm}^2 \text{s}^{-1}$)	T (K)	$D_{\text{Ag}^+} \times 10^5$ ($\text{cm}^2 \text{s}^{-1}$)	$D_{\text{Cd}^{2+}} \times 10^5$ ($\text{cm}^2 \text{s}^{-1}$)
290	0.0107		340		0.0437
300	0.0219		350		0.0614
310	0.0394		360		0.0805
320	0.0643	0.0152	370		0.1004
330	0.0973	0.0280			

System 55. $\text{Ca}(\text{NO}_3)_2 \cdot 4\text{H}_2\text{O}$ (cont'd)

Table 55.4. Diffusion coefficients for species not included in table 55.3

Species	T (K)	$D \times 10^5$ ($\text{cm}^2 \text{s}^{-1}$)	References
Tl^+	323	0.03	250, 253, 254, 255
	333	0.054	258
Pb^{2+}	323	0.019	250
Cu^{2+}	323	0.0245	250
Zn^{2+}	323	0.0238	250
In^{3+}	323	0.0055	250
	333	0.016	258
UO_2^{2+}	328	0.013	257

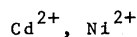
System 56. $\text{Ca}(\text{NO}_3)_2 \cdot 4\text{D}_2\text{O}$ List of diffusing species investigated in $\text{Ca}(\text{NO}_3)_2 \cdot 4\text{D}_2\text{O}$ as solvent

Table 56.1. Diffusion technique, uncertainty, and species

Diffusion technique of recommended study	Uncertainty (in values of D)	Species
dc polarography	$\sim \pm 20\%$	$\text{Cd}^{2+}, \text{Ni}^{2+}$

Table 56.2. Diffusion coefficients

Species	T (K)	$D \times 10^5$ ($\text{cm}^2 \text{s}^{-1}$)	References
Cd^{2+}	323	0.0184	250
Ni^{2+}	323	0.0145	250

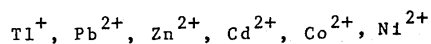
System 57. $\text{CH}_3\text{COONa} \cdot 3\text{H}_2\text{O}$ List of diffusing species investigated in $\text{CH}_3\text{COONa} \cdot 3\text{H}_2\text{O}$ as solvent

Table 57.1. Diffusion technique, uncertainty, and species

Diffusion technique of recommended study	Uncertainty (in values of D)	Species
dc polarography	$\sim \pm 20\%$	$\text{Tl}^+, \text{Pb}^{2+}, \text{Zn}^{2+}, \text{Cd}^{2+}, \text{Co}^{2+}, \text{Ni}^{2+}$

DIFFUSION COEFFICIENTS IN MOLTEN SALTS

System 57. $\text{CH}_3\text{COONa} \cdot 3\text{H}_2\text{O}$ (cont'd)

Table 57.2. Diffusion coefficients

Species	T (K)	$D \times 10^5$ ($\text{cm}^2 \text{s}^{-1}$)	References
Tl^+	360	0.560	259
Pb^{2+}	360	0.137	259
Zn^{2+}	360	0.161	259
Cd^{2+}	360	0.366	259
Co^{2+}	360	0.155	259
Ni^{2+}	360	0.087	259

System 58. HCOONH_4

List of diffusing species investigated in HCOONH_4 as solvent

Pb^{2+} , Zn^{2+} , Cd^{2+}

Table 58.1. Diffusion techniques, uncertainties, and species

Diffusion technique of recommended study	Uncertainty (in values of D)	Species
dc polarography	$\sim \pm 20\%$	Pb^{2+} , Cd^{2+}
calculated from equiv. conductance	$\sim \pm 50\%$	Zn^{2+}

Table 58.2. Diffusion coefficients

Species	T (K)	$D \times 10^5$ ($\text{cm}^2 \text{s}^{-1}$)	References
Pb^{2+}	398	0.723	<u>260,261</u>
Zn^{2+}	398	1.16	261
Cd^{2+}	398	0.93	<u>260,261</u>

System 59. CH_3CONH_2

List of diffusing species investigated in CH_3CONH_2 as solvent

Tl^+ , Pb^{2+} , Cd^{2+} , Ni^{2+}

Table 59.1. Diffusion techniques, uncertainties, and species

Diffusion technique of recommended study	Uncertainty (in values of D)	Species
cyclic voltammetry	$\sim \pm 10\%$	Tl^+ , Pb^{2+} , Cd^{2+} , Ni^{2+}

Table 59.2 Diffusion coefficients

Species	T (K)	$D \times 10^5$ ($\text{cm}^2 \text{s}^{-1}$)	References
Tl ⁺	360	0.53	262
Pb ²⁺	360	0.36	262
Cd ²⁺	360	0.24	262
Ni ²⁺	360	0.24	262

Melt: acetamide 1 molar in CH₃COOK.

System 60. NH₄SO₃NH₂

List of diffusing species investigated in NH₄SO₃NH₂ as solvent

Tl⁺, Sn²⁺, Pb²⁺, Zn²⁺, Cd²⁺, In³⁺, Co²⁺, Ni²⁺

Table 60.1. Diffusion techniques, uncertainties, and species

Diffusion technique of recommended study	Uncertainty (in values of D)	Species
dc polarography	$\sim \pm 20\%$	Tl ⁺ , Sn ²⁺ , Pb ²⁺ , Zn ²⁺ , Cd ²⁺ , In ³⁺ , Co ²⁺ , Ni ²⁺

Table 60.2. Diffusion coefficients

Species	T (K)	$D \times 10^5$ ($\text{cm}^2 \text{s}^{-1}$)	References
Tl ⁺	435	0.129	263
Sn ²⁺	435	0.055	263
Pb ²⁺	435	0.046	263
Zn ²⁺	435	0.05	263
Cd ²⁺	435	0.073	263
In ³⁺	435	0.044	263
Co ²⁺	435	0.052	263
Ni ²⁺	435	0.035	263

System 61. C₂H₅NH₃Cl

List of diffusing species investigated in C₂H₅NH₃Cl as solvent

Be²⁺, Pb²⁺, Cu⁺, Ag⁺, Au⁺, Cd²⁺, Hg²⁺, Sn²⁺, Fe³⁺, Pt²⁺

The italicized species indicate studies with insufficient data-sets for characterization of temperature dependence of diffusion coefficients. For these species: see table 61.4.

DIFFUSION COEFFICIENTS IN MOLTEN SALTS

System 61. C₂H₅NH₃Cl (cont'd)

Table 61.1. Diffusion techniques, uncertainties, and species

Diffusion technique of recommended study	Uncertainty (in values of D)	Species
chronopotentiometry	$\sim \pm 20\%$	Be ²⁺ , Pb ²⁺ , Cu ⁺ , Ag ⁺ , Au ⁺ , Cd ²⁺ , Hg ²⁺ , Sn ²⁺ , Fe ³⁺ , Pt ²⁺
rapid scan voltammetry	$\sim \pm 20\%$	Au ⁺

Equation:

$$D = A \exp[-E/RT] \quad (61.1)$$

precision: in table 61.2 uncertainty: in table 61.1

Table 61.2. Parameters of diffusion equation (61.1), precisions, and references

Species	A x 10 ³ (cm ² s ⁻¹)	E (cal mol ⁻¹)	Temp. range (K)	Precision	References
Be ²⁺	0.1838	3297	400-440	$\pm 0.1\%$	269
Pb ²⁺	6.1180	6728	400-440	$\pm 8.2\%$	267
Cu ⁺	1.853	4124	400-440	$\pm 0.02\%$	269
Ag ⁺	0.458	3979	400-440	$\pm 1.9\%$	264
Fe ³⁺	0.1078	3373	400-440	$\pm 0.1\%$	269

Table 61.3. Diffusion coefficients, D x 10⁵ (cm²s⁻¹), from equations in table 61.2

T (K)	Be ²⁺	Pb ²⁺	Cu ⁺	Ag ⁺	Fe ³⁺
400	0.290	0.129	1.03	0.307	0.155
420	0.354	0.193	1.32	0.389	0.189
440	0.423	0.278	1.66	0.484	0.228

Table 61.4. Diffusion coefficients for species not included in table 61.3.

Species	T (K)	D x 10 ⁵ (cm ² s ⁻¹)	References
Au ⁺	403	0.135	265,268
Cd ²⁺	396	0.069	272
Hg ²⁺	403	0.120	270
Sn ²⁺	390	0.25	271,272
Pt ²⁺	403	0.096	266

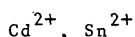
System 62. $[(\text{CH}_3)_2(\text{NH}_2)]_2\text{SO}_4$ List of diffusing species investigated in $[(\text{CH}_3)_2(\text{NH}_2)]_2\text{SO}_4$ as solvent

Table 62.1. Diffusion techniques, uncertainties, and species

Diffusion technique of recommended study	Uncertainty (in values of D)	Species
chronopotentiometry	$\sim \pm 20\%$	$\text{Cd}^{2+}, \text{Sn}^{2+}$

Table 62.2. Diffusion coefficients

Species	T (K)	$D \times 10^5$ ($\text{cm}^2 \text{s}^{-1}$)	References
Cd^{2+}	363	0.548	272
Sn^{2+}	363	0.05	<u>271, 272</u>

System 63. B_2O_3 List of diffusing species investigated in B_2O_3 as solvent

0

Table 63.1. Diffusion technique, uncertainty, and species

Diffusion technique of recommended study	Uncertainty (in values of D)	Species
gas-liquid isotope exchange	$\sim \pm 25\%$	0

Equation:

$$D = A \exp[-E/RT] \quad (63.1)$$

precision: in table 63.2 uncertainty: in table 63.1

Table 63.2. Parameters of diffusion equation (63.1), precision, and references

Species	$A \times 10^3$ ($\text{cm}^2 \text{s}^{-1}$)	E (cal mol^{-1})	Temp. range (K)	Precision	References
0	24.9	32800	620-920		273

No entry in precision column indicates estimate not possible since results were reported as equations only.

DIFFUSION COEFFICIENTS IN MOLTEN SALTS

579

System 63. B₂O₃ (cont'd)

Table 63.3. Diffusion coefficients from equation in table 63.2

T (K)	D ₀ x 10 ¹⁰ (cm ² s ⁻¹)	T (K)	D ₀ x 10 ¹⁰ (cm ² s ⁻¹)
620	0.000683	780	0.161
660	0.00343	820	0.451
700	0.0143	860	1.150
740	0.0512	900	2.699
760	0.0921	920	4.022

System 64. Al₂O₃

List of diffusing species investigated in Al₂O₃ as solvent

uncertain (most mobile species in
the melt; oxide?)

Table 64.1. Diffusion techniques, uncertainty, and species

Diffusion technique of recommended study	Uncertainty (in values of D)	Species
tracer	~ ± 25%	most mobile species in the melt

Equation:

$$D = A \exp[-E/RT] \quad (64.1)$$

precision: in table 64.2 uncertainty: in table 64.1

Table 64.2. Parameters of diffusion equation (64.1), precision,
and references

Species	A x 10 ³ (cm ² s ⁻¹)	E (cal mol ⁻¹)	Temp. range (K)	Precision	References
most mobile species in melt	2.451	22375	2340-2580	± 1.8%	274

Table 64.3. Diffusion coefficients from equation in table 64.2

T (K)	D x 10 ⁵ (a) (cm ² s ⁻¹)	T (K)	D x 10 ⁵ (a) (cm ² s ⁻¹)
2340	1.99	2480	2.61
2380	2.16	2520	2.81
2420	2.34	2560	3.01
2460	2.52		

^aDiffusion coefficients of most mobile species in the melt;
species uncertain (oxide?)

G. J. JANZ AND N. P. BANSAL

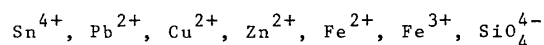
System 65. $\text{Na}_2\text{Si}_2\text{O}_5$ List of diffusing species investigated in $\text{Na}_2\text{Si}_2\text{O}_5$ as solvent

Table 65.1. Diffusion techniques, uncertainties, and species

Diffusion technique of recommended study	Uncertainty (in values of D)	Species
chronopotentiometry	$\sim \pm 10\%$	$\text{Sn}^{4+}, \text{Pb}^{2+}, \text{Cu}^{2+}, \text{Zn}^{2+}, \text{Fe}^{2+}, \text{Fe}^{3+}, \text{SiO}_4^{4-}$

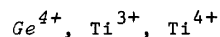
Table 65.2. Diffusion coefficients

Species	T (K)	D x 10 ⁵ (cm ² s ⁻¹)	References
<u>Sn</u> ⁴⁺	1173	0.071	276
<u>Pb</u> ²⁺	1173	0.048	276
<u>Cu</u> ²⁺	1173	0.041	276
<u>Zn</u> ²⁺	1173	0.035	276
<u>Fe</u> ²⁺	1173	0.06	276
	1223	0.07	275
<u>Fe</u> ³⁺	1173	0.082	276
	1223	0.03	275
<u>SiO</u> ₄ ⁴⁻	1173	0.02	276

For the underlined species the temperature dependence of D reported in graphical form [276].

System 66. NaF-KF

List of diffusing species investigated in LiF-KF as solvent



The italicized species indicate studies with insufficient data-sets for characterization of temperature dependence of diffusion coefficients. For these species: see table 66.4.

Table 66.1. Diffusion technique, uncertainty, and species

Diffusion technique of recommended study	Uncertainty (in values of D)	Species
chronopotentiometry	$\sim \pm 20\%$	<i>Ti</i> ³⁺ , <i>Ti</i> ⁴⁺
rapid scan voltammetry	$\sim \pm 20\%$	<i>Ge</i> ⁴⁺

Equation:

$$D = A \exp[-E/RT] \quad (66.1)$$

precision: in table 66.2 uncertainty: in table 66.1

DIFFUSION COEFFICIENTS IN MOLTEN SALTS

System 66. NaF-KF (cont'd)

Table 66.2. Parameters of diffusion equation (66.1), precisions, and references

Species	$A \times 10^3$ ($\text{cm}^2 \text{s}^{-1}$)	E (cal mol^{-1})	Temp. range (K)	Precision	References
Ti ⁴⁺	5.089	10187	1020-1170	± 1.5%	248
Ti ⁴⁺	5.584	10740	1020-1170	± 3.3%	248

Table 66.3. Diffusion coefficients, $D \times 10^5$ ($\text{cm}^2 \text{s}^{-1}$), from equations in table 66.2.

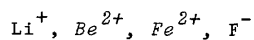
T (K)	Ti ³⁺	Ti ⁴⁺	T (K)	Ti ³⁺	Ti ⁴⁺
1020	3.34	2.79	1100	4.82	4.10
1040	3.68	3.09	1120	5.23	4.48
1060	4.04	3.41	1140	5.67	4.87
1080	4.42	3.75	1160	6.13	5.29
1090	4.61	3.92	1170	6.36	5.51

Table 66.4. Diffusion coefficients for species not included in table 66.3

Species	T (K)	$D \times 10^5$ ($\text{cm}^2 \text{s}^{-1}$)	References
Ge ⁴⁺	1023	4.2	277
	1073	9.0	

System 67. LiF-BeF₂

List of diffusing species investigated in LiF-BeF₂ as solvent



The italicized species indicate studies with insufficient data-sets for characterization of temperature dependence of diffusion coefficients. For these species: see table 67.4.

Table 67.1. Diffusion techniques, uncertainties, and species

Diffusion technique of recommended study	Uncertainty (in values of D)	Species
capillary	~ ± 25%	F ⁻
rapid scan voltammetry	~ ± 20%	<i>Fe</i> ²⁺
electromigration depletion	~ ± 20%	<i>Li</i> ⁺ , <i>Be</i> ²⁺
chronopotentiometry		

System 67. LiF-BeF₂(cont'd)

Equation:

$$D = A \exp[-E/RT] \quad (67.1)$$

precision: in table 67.2 uncertainty: in table 67.1

Table 67.2. Parameters of diffusion equation (67.1), precisions, and references

Species	A x 10 ⁻³ (cm ² s ⁻¹)	E (cal mol ⁻¹)	Temp. range (K)	Precision	References
(a) LiF-BeF ₂ (5.0 mol % LiF)					
Li ⁺	53.239	50904	840-980	± 6%	279,280
(b) LiF-BeF ₂ (66.67 mol % LiF)					
F ⁻	6.974	30615	790-920	± 4.7%	137

Table 67.3. Self-diffusion coefficients from equations in table 67.2

T (K)	5.0 mol % LiF D _{Li+} x 10 ⁸	66.67 mol % LiF D _{F-} x 10 ⁵
790		2.37
820		4.83
850	0.434	9.37
880	1.214	17.38
910	3.169	30.96
940	7.781	
970	18.08	
980	23.68	

Table 67.4. Diffusion coefficients

Species	Melt composition (mol % LiF)	T (K)	D x 10 ⁵ (cm ² s ⁻¹)	References
Fe ²⁺	66.0	773	0.5	278
Li ⁺	2	933	0.0035	280
	5		0.01	
	10		0.05	
	15.6		0.12	
	22.2		0.27	
Be ²⁺	2	933	0.00035	280
	5		0.001	
	10		0.005	
	15.6		0.012	
	22.2		0.027	

DIFFUSION COEFFICIENTS IN MOLTEN SALTS

583

System 68. LiF-BaF₂

List of diffusing species investigated in LiF-BaF₂ as solvent

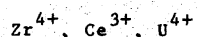


Table 68.1 Diffusion technique, uncertainties, and species

Diffusion technique of recommended study	Uncertainty (in values of D)	Species
linear sweep voltammetry	$\sim \pm 20\%$	Zr ⁴⁺ , Ce ³⁺ , U ⁴⁺

Table 68.2 Diffusion coefficients

Species	Melt composition (mol % LiF)	T (K)	D x 10 ⁵ (cm ² s ⁻¹)	References
Zr ⁴⁺	38	1123	0.8	281
Ce ³⁺	38	1098	1.5	281
U ⁴⁺	38	1113	1.9	281

System 69. NaF-BeF₂

List of diffusing species investigated in NaF-BeF₂ as solvent



Table 69.1 Diffusion technique, uncertainty, and species

Diffusion technique of recommended study	Uncertainty (in values of D)	Species
electromigration depletion chronopotentiometry	$\sim \pm 20\%$	Na ⁺

Table 69.2. Self-diffusion coefficient

Species	Melt composition (mol % NaF)	T (K)	D x 10 ⁵ (cm ² s ⁻¹)	References
Na ⁺	25	793	0.03	282

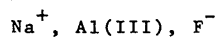
System 70. NaF-AlF₃List of diffusing species investigated in NaF-AlF₃ as solvent

Table 70.1. Diffusion techniques, uncertainties, and species

Diffusion technique of recommended study	Uncertainty (in values of D)	Species
capillary	$\sim \pm 20\%$	Na ⁺ , Al(III), F ⁻

Equation:

$$D = A \exp[-E/RT] \quad (70.1)$$

precision: in table 70.2 uncertainty: in table 70.1

Table 70.2. Parameters of diffusion equation (70.1), precisions, and references

Species	A x 10 ³ (cm ² s ⁻¹)	E (cal mol ⁻¹)	Temp. range (K)	Precision	References
(a) NaF-AlF ₃ (2.06 mol % AlF ₃)					
Al(III)	insufficient data for temp.-dependence parameters				144
(b) NaF-AlF ₃ (13.5 mol % AlF ₃)					
Na ⁺	3.798	9595	1211-1343	$\pm 7.5\%$	133
Al(III)	insufficient data for temp.-dependence parameters				144
F ⁻	14.956	14030	1211-1324	$\pm 9.8\%$	133
(c) NaF-AlF ₃ (25 mol % AlF ₃) ^a					
Na ⁺	insufficient data for temp.-dependence parameters				133
Al(III)	insufficient data for temp.-dependence parameters				144
F ⁻	insufficient data for temp.-dependence parameters				133
(d) NaF-AlF ₃ (37.5 mol % AlF ₃)					
Na ⁺	5.412	10040	1201-1273	$\pm 3.8\%$	133
F ⁻	0.712	6165	1201-1273	$\pm 2.6\%$	133

^aThe composition NaF-AlF₃ (25 mol % AlF₃) corresponds to that of cryolite, Na₃AlF₆. See system Na₃AlF₆, this work, for additional studies in molten cryolite.

DIFFUSION COEFFICIENTS IN MOLTEN SALTS

System 70. NaF-AlF₃(cont'd)

Table 70.3 Diffusion coefficients, $D \times 10^5$ (cm²s⁻¹), from equations in table 70.2

T (K)	mol% AlF ₃											
	2.06%			13.5%			25.0%			37.5%		
	Na ⁺	Al	F ⁻	Na ⁺	Al	F ⁻	Na ⁺	Al	F ⁻	Na ⁺	Al	F ⁻
1050		5.3 ^a								8.03		5.37
1200												
1210				7.02		4.37				8.32		5.48
1220				7.26		4.59				8.61		5.60
1230				7.49		4.81				8.90		5.72
1240				7.73		5.04				9.20		5.83
1250				7.98		5.27				9.51		5.95
1260				8.23		5.51				9.82		6.07
1270				8.48		5.76				10.13		6.19
1280				8.74		6.02						
1290				8.99		6.28						
1300				9.26		6.55						
1310				9.52	7.44 ^b	6.83						
1320				9.79		7.11	9.37 ^c		5.7 ^d			
1330				10.07				6.83 ^e				
1340				10.34								

(a) based on 3 data points for 1049-1054K; (b) based on 2 data points at 1307 and 1314 K, respectively; (c) average of 2 values for 1321 and 1322 K, respectively; (d) based on 2 data points at 1321 and 1322 K, respectively; see also Na₃AlF₆; (e) this value is at 1325 K.

System 71. NaF-Na₃AlF₆

List of diffusing species investigated in NaF-Na₃AlF₆ as solvent

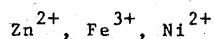


Table 71.1. Diffusion techniques, uncertainties, and species

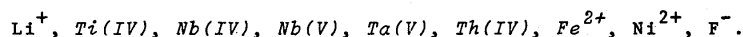
Diffusion technique of recommended study	Uncertainty (in values of D)	Species
chronopotentiometry	~ ± 10%	Zn ²⁺ , Fe ³⁺ , Ni ²⁺

Table 71.2. Diffusion coefficients

Species	T (K)	D (cm ² s ⁻¹)	References
Zn ²⁺	1273	0.90	283
Fe ³⁺	1273	1.00	283
Ni ²⁺	1273	0.20	283

System 72. LiF-NaF-KF

List of diffusing species investigated in LiF-NaF-KF (46.5-11.5-42 mol %) as solvent



The italicized species indicate studies with insufficient data-sets for characterization of temperature dependence of diffusion coefficients. For these species: see table 72.5.

Table 72.1. Diffusion techniques, uncertainties, and species

Diffusion technique of recommended study	Uncertainty (in values of D)	Species
capillary	$\sim \pm 10\%$	Li^+, F^-
chronopotentiometry	$\sim \pm 20\%$	$\text{Ti(IV)}, \text{Nb(IV)}, \text{Nb(V)}, \text{Ta(V)}$
rapid scan voltammetry	$\sim \pm 20\%$	$\text{Ti(V)}, \text{Th(IV)}, \text{Fe}^{2+}, \text{Ni}^{2+}$

Equation:

$$D = A \exp[-E/RT] \quad (72.1)$$

precision: in table 72.2 uncertainty: in table 72.1

Table 72.2. Parameters of diffusion equation (72.1), precisions, and references

Species	$A \times 10^3$ ($\text{cm}^2 \text{s}^{-1}$)	E (cal mol^{-1})	Temp. range (K)	Precision	References
Li^+	3.85	8880	730-930		513
Ni^{2+}	391.6	19810	770-870	$\pm 10.8\%$	284
F^-	1.63	7230	730-930		513

No entry in precision column indicates estimate not possible since results were reported as equations only.

Table 72.3. Self-diffusion coefficients from equations in table 72.2.

T (K)	$D_{\text{Li}^+} \times 10^5$ ($\text{cm}^2 \text{s}^{-1}$)	$D_{\text{F}^-} \times 10^5$ ($\text{cm}^2 \text{s}^{-1}$)	T (K)	$D_{\text{Li}^+} \times 10^5$ ($\text{cm}^2 \text{s}^{-1}$)	$D_{\text{F}^-} \times 10^5$ ($\text{cm}^2 \text{s}^{-1}$)
730	0.85	1.12	840	1.88	2.14
750	1.00	1.27	860	2.13	2.37
770	1.16	1.45	880	2.40	2.61
790	1.35	1.63	900	2.69	2.86
810	1.55	1.83	920	2.99	3.12
830	1.77	2.03			

DIFFUSION COEFFICIENTS IN MOLTEN SALTS

587

System 72. LiF-NaF-KF (cont'd)

Table 72.4. Diffusion coefficients from equation in table 72.2.

T (K)	$D_{Ni^{2+}} \times 10^5$ ($cm^2 s^{-1}$)	T (K)	$D_{Ni^{2+}} \times 10^5$ ($cm^2 s^{-1}$)
770	0.09	830	0.24
790	0.13	850	0.32
810	0.18	870	0.41
820	0.21		

Table 72.5. Diffusion coefficients for species not included
in tables 72.3 and 72.4.

Species	T (K)	$D \times 10^5$ ($cm^2 s^{-1}$)	Reference-
Fe^{2+}	773	~ 0.1	278
$Nb(IV)^a$	1023	~ 5.02	288
$Nb(V)^a$	1023	~ 1.5	
$Ta(V)^a$	1023	~ 1.5	<u>287, 289</u>
$Ti(IV)^a$	773	~ 0.22	285
$Th(IV)^a$	773	~ 0.18	286

^aDiffusing species uncertain.

System 73. LiF-BeF₂-ZrF₄

List of diffusing species investigated in LiF-BeF₂-ZrF₄ as solvent

Bi³⁺, Ti³⁺, Cr²⁺, Ni²⁺, U⁴⁺

The italicized species indicate studies with insufficient data-sets for characterization of temperature dependence of diffusion coefficients. For these species: see table 73.4.

Table 73.1. Diffusion techniques, uncertainties, and species

Diffusion technique of recommended study	Uncertainty (in values of D)	Species
chronopotentiometry	~ ± 25%	<i>Bi³⁺, Ti³⁺, Ni²⁺, U⁴⁺</i>
linear scan voltammetry	~ ± 25%	<i>Bi³⁺, Ti³⁺, Cr²⁺, Ni²⁺, U⁴⁺</i>
chronoamperometry	~ ± 25%	<i>U⁴⁺</i>
square-wave voltammetry	~ ± 25%	<i>U⁴⁺</i>

Equation:

$$D = A \exp[-E/RT] \quad (73.1)$$

precision: in table 73.2 uncertainty: in table 73.1

System 73. LiF-BeF₂-ZrF₄ (cont'd)

Table 73.2. Parameters of diffusion equation (73.1), precisions, and references

Species	A x 10 ³ (cm ² s ⁻¹)	E (cal mol ⁻¹)	Temp. range (K)	Precision	References
(a) LiF-BeF ₂ -ZrF ₄ (65.6-29.4-5.0 mol %)					
Bi ³⁺	insufficient data for temp.-dependence parameters				293
Ti ³⁺	insufficient data for temp.-dependence parameters				285
Cr ²⁺	insufficient data for temp.-dependence parameters				291
Ni ²⁺	insufficient data for temp.-dependence parameters				292
U ⁴⁺	insufficient data for temp.-dependence parameters				294, 295
(b) LiF-BeF ₂ -ZrF ₄ -UF ₄ (65.0-29.2-5.0-0.83 mol %)					
U ⁴⁺	7.319	12973	770-870	± 6.5%	290
(c) LiF-BeF ₂ -ZrF ₄ -UF ₄ (64.0-34.0-1.8-0.2 mol %)					
U ⁴⁺	insufficient data for temp.-dependence parameters				290

Table 73.3. Diffusion coefficients from equation in table 73.2

T (K)	D _{U⁴⁺} x 10 ⁵ (cm ² s ⁻¹)	T (K)	D _{U⁴⁺} x 10 ⁵ (cm ² s ⁻¹)
770	0.15	830	0.28
790	0.19	850	0.34
820	0.26	870	0.40

Table 73.4. Diffusion coefficients for species not included in table 73.3

Species	Melt composition (mol %)	T (K)	D x 10 ⁵ (cm ² s ⁻¹)	References	
Bi ³⁺	65.6-29.4-5.0	773	0.105	293	
Ti ³⁺		773	0.15	285	
Cr ²⁺		773	~ 0.10	291	
Ni ²⁺		773	0.106	292	
U ⁴⁺		773	0.165	294, 295	
U ⁴⁺		a	773	0.20	290
U ⁴⁺					

^aLiF-BeF₂-ZrF₄-UF₄ (64-34-1.8-0.2 mol %).

System 74. LiF-BeF₂-ThF₄List of diffusing species investigated in LiF-BeF₂-ThF₄ as solvent

Table 74.1 Diffusion technique, uncertainty, and species

Diffusion technique of recommended study	Uncertainty (in values of D)	Species
chronopotentiometry	$\sim \pm 20\%$	Fe ²⁺

Equation:

$$D = A \exp[-E/RT] \quad (74.1)$$

precision: in table 74.2 uncertainty: in table 74.1

Table 74.2. Parameters of diffusion equation (74.1), precision, and references

Species	A x 10 ³ (cm ² s ⁻¹)	E (cal mol ⁻¹)	Temp. range (K)	Precision	References
Fe ²⁺	3.798	10697	790-970	$\pm 0.5\%$	296

Melt composition : LiF-BeF₂-ThF₄ (72-16-12 mol %)

Table 74.3. Diffusions coefficients from equation in table 74.2.

T (K)	D _{Fe²⁺} x 10 ⁵ (cm ² s ⁻¹)	T (K)	D _{Fe²⁺} x 10 ⁵ (cm ² s ⁻¹)
790	0.42	890	0.90
800	0.45	900	0.96
810	0.49	910	1.02
820	0.54	920	1.09
830	0.58	930	1.16
840	0.63	940	1.24
850	0.67	950	1.31
860	0.73	960	1.39
870	0.78	970	1.48
880	0.84		

System 75. LiCl-KCl

List of diffusing species investigated in LiCl-KCl as solvent

Na^+ , Rb^+ , Be^{2+} , Tl^+ , Ge^{2+} , Pb^{2+} , Sb^{3+} , Bi^{3+} , Cu^+ , Ag^+ ,
 Au^+ , Zn^{2+} , Cd^{2+} , Hg^{2+} , Y^{3+} , La^{3+} , Ti^{3+} , Ti^{4+} , V^{5+} , VO^{2+} , Nb^{2+} ,
 Nb^{3+} , Nb_3Cl_8 , $[TaCl_6]^{2-}$, Cr^{3+} , Mo^{3+} , $[MoCl_6]^{3-}$, W^{3+} , Mn^{2+} ,
 Fe^{2+} , Co^{2+} , Ni^{2+} , Pd^{2+} , Pt^{2+} , Ce^{3+} , Pr^{3+} , Nd^{3+} , Sm^{3+} , Eu^{3+} ,
 Gd^{3+} , Tb^{3+} , Dy^{3+} , Ho^{3+} , Er^{3+} , Tm^{3+} , Yb^{3+} , Lu^{3+} , U^{3+} , U^{4+} ,
 UO_2^{2+} , Np^{3+} , Np^{4+} , NpO_2^+ , NpO_2^{2+} , Pu^{3+} , Pu^{4+} , Am^{3+} , Cm^{3+} , O^{2-} ,
 S_2^{2-} , S_x^{2-} , Cl_2 , HCl , CO_2 , H_2O , VO_3^- , CrO_4^{2-} , MoO_4^{2-} , MoO_2Cl_2 , PO_4^{3-}

The italicized species indicate studies with insufficient data-sets for characterization of temperature-dependence of diffusion coefficients. For these species: see table 75.4.

Table 75.1. Diffusion techniques, uncertainties, and species

Diffusion technique of recommended study	Uncertainty (in values of D)	Species
capillary	$\sim \pm 10\%$	Na^+ , Rb^+ , Cu^+ , U^{4+} , UO_2^{2+}
chronopotentiometry	$\sim \pm 10\%$	Be^{2+} , Cu^+ , Ag^+ , Au^+ , La^{3+} , Nb^{3+} , Mo^{3+} , Fe^{2+} , Ni^{2+} , Ce^{3+} , U^{3+} , U^{4+} , Np^{3+} , Np^{4+} , Pu^{3+} , Pu^{4+} , Am^{3+} , Cm^{3+} , Ge^{2+} , Zn^{2+} , Hg^{2+} , Ti^{3+} , Ti^{4+} , V^{5+} , VO^{2+} , Nb_3Cl_8 , $TaCl_6^{2-}$, $MoCl_6^{3-}$, W^{3+} , Pd^{2+} , NpO_2^+ , NpO_2^{2+} , O^{2-} , VO_3^- , CrO_4^{2-} , MoO_4^{2-} , MoO_2Cl_2 , PO_4^{3-} , S_x^{2-} , Cl_2 , HCl , H_2O
voltammetry	$\sim \pm 20\%$	Bi^{3+} , Tl^+ , Cd^{2+} , Cr^{3+} , Mn^{2+} , Co^{2+} , S_2^{2-}
polarography	$\sim \pm 20\%$	Sb^{3+} , Pd^{2+} , Pt^{2+}
rotating disc electrode	$\sim \pm 20\%$	Y^{3+} , Pr^{3+} , Nd^{3+} , Sm^{3+} , Eu^{3+} , Gd^{3+} , Tb^{3+} , Dy^{3+} , Ho^{3+} , Er^{3+} , Tm^{3+} , Yb^{3+} , Lu^{3+}
rising bubble	$\sim \pm 40\%$	CO_2

Equation:

$$D = A \exp[-E/RT] \quad (75.1)$$

precision: in table 75.2

uncertainty: in table 75.1

System 75. LiCl-KCl (cont'd)

Table 75.2. Parameters of diffusion equation (75.1), precisions, and references

Species	$A \times 10^3$ ($\text{cm}^2 \text{s}^{-1}$)	E (cal mol^{-1})	Temp. range (K)	Precision	References
Rb ⁺	1829	16490	700-790	± 7.1%	97
Be ²⁺	0.775	5079	800-1040		<u>353, 357</u>
Tl ⁺	3.08	6498	650-810		see:table S-1
Pb ²⁺	2.84	7313	650-810		see:table S-1
Bi ³⁺	6.03	10067	630-800		see:table S-1
Cu ⁺	0.601	4550	670-750		see:table S-1
Ag ⁺	1.32	5800	670-870		see:table S-1
Au ⁺	1.14	6300	670-870		305
Cd ²⁺	5.94	8502	640-800		see:table S-1
La ³⁺	2.69	7688	710-940		<u>301, 337, 360</u>
Ti ³⁺	2.35	8095	770-1170	± 1.1%	351
Ti ⁴⁺	4.59	10378	770-1170	± 1.2%	351
Nb ³⁺	2.18	7000	670-870		<u>308, 315</u>
Cr ³⁺	6.35	10424	690-810		see:table S-1
Mo ³⁺	3.89	9212	810-1190		<u>153, 158</u>
Mn ²⁺	10.9	9706	640-810		121, <u>314, 321</u>
Fe ²⁺	1.53	7200	670-870		297, <u>305, 352</u>
Co ²⁺	2.45	8054	670-820		see:table S-1
Ni ²⁺	1.56	7100	670-870		see:table S-1
Ce ³⁺	1.78	7670	670-920		<u>324, 337</u>
U ³⁺	1.739	8502	650-810	± 4.1%	<u>112, 300, 328, 354</u>
U ⁴⁺	1.13	6300	640-880	± 3%	see:table S-1
<i>U⁴⁺</i> ^a	5.788	8759	690-820	± 3.6%	112
UO ₂ ²⁺	1.76	7500	665-800	± 0.14%	<u>312, 328</u>
Np ³⁺	3.05	8699	670-920	± 3%	<u>307, 313</u>
Np ⁴⁺	3.447	8787	670-820	± 4.6%	306, <u>325, 328</u>
Pu ³⁺	3.314	8792	670-920	± 2%	112, <u>313, 326, 335</u>
Pu ⁴⁺	5.918	9665	670-920	± 2.1%	306
Am ³⁺	5.657	9770	670-920	± 8.3%	313
Cm ³⁺	8.799	10397	670-820	± 14%	338

No entry in precision column indicates estimates not possible since results were reported as equations only.

^aThe italicized U^{4+} is for a study in presence of added F^- ions; diffusing species is uncertain.

System 75, LiCl-KCl (cont'd)

Table 75.3.1. Diffusion coefficients, $D \times 10^5 (\text{cm}^2 \text{s}^{-1})$,
from equations in table 75.2

T (K)	Rb ⁺	Be ²⁺	Tl ⁺	Pb ²⁺	Ri ³⁺	Cu ⁺	Ag ⁺	Au ⁺	Cd ²⁺	La ³⁺
630					0.194					
650			2.01	0.99	0.248				0.823	
690			2.69	1.37	0.391	2.18	1.92	1.15	1.20	
730	2.12		3.49	1.84	0.584	2.61	2.42	1.48	1.69	1.34
770	3.82		4.41	2.39	0.837		2.98	1.86	2.29	1.77
800		3.18	5.17	2.85	1.07		3.44	2.17	2.83	2.14
830		3.56					3.92	2.50		2.54
870		4.11					4.61	2.98		3.15
930		4.96								4.20
970		5.56								
1010		6.17								
1030		6.48								

Table 75.3.2. Diffusion coefficients, $D \times 10^5 (\text{cm}^2 \text{s}^{-1})$,
from equations in table 75.2

T (K)	Nb ³⁺	Cr ³⁺	Mo ³⁺	Mn ²⁺	Fe ²⁺	Co ²⁺	Ti ³⁺	Ti ⁴⁺
640				0.528				
670	1.14			0.744	0.686	0.578		
710	1.53	0.393		1.12	0.93	0.813		
750	1.99	0.582		1.62	1.22	1.10		
790	2.52	0.830		2.25	1.56	1.45	1.35	0.62
810	2.82	0.977	1.27	2.62	1.75	1.64	1.54	0.73
850	3.46		1.66		2.15		1.95	0.99
890			2.13				2.42	1.30
950			2.96				3.23	1.88
990			3.60				3.84	2.35
1030			4.32				4.50	2.88
1070			5.11				5.22	3.48
1110			5.97				5.99	4.15
1150			6.91				6.80	4.89
1190			7.91					

System 75. LiCl-KCl (cont'd)

Table 75.3.3. Diffusion coefficients. $D \times 10^5 (\text{cm}^2 \text{s}^{-1})$,
from equations in table 75.2

T (K)	Ni ²⁺	Ce ³⁺	U ³⁺	U ⁴⁺	<i>U⁴⁺</i> ^a	UO ₂ ²⁺	Np ³⁺	Np ⁴⁺	Pu ³⁺	Pu ⁴⁺	Am ³⁺	Cm ³⁺
630												
670	0.754	0.560	0.293	0.996		0.630	0.443	0.469	0.449	0.416	0.368	0.357
730	1.17	0.900	0.495	1.47	1.38	1.00	0.759	0.807	0.773	0.756	0.672	0.679
790	1.69	1.34	0.773	2.04	2.18	1.48	1.20	1.28	1.22	1.25	1.12	1.17
830	2.11	1.70		2.48			1.56		1.60	1.69	1.51	
890		2.33					2.23		2.30	2.51	2.26	
910		2.56					2.48		2.56	2.82	2.55	

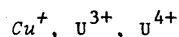
^aThe *U⁴⁺* in italics is for a diffusion study in the presence of added F⁻ ions.

Table 75.4. Diffusion coefficients for species not included
in table 75.3

Species	T (K)	$D \times 10^5$ ($\text{cm}^2 \text{s}^{-1}$)	References	Species	T (K)	$D \times 10^5$ ($\text{cm}^2 \text{s}^{-1}$)	References
Na ⁺	677	1.97	329	Gd ³⁺	673	0.054	337
	755	2.65		Tb ³⁺	673	0.046	337
Ge ²⁺	723	2.2	341	Dy ³⁺	673	0.043	337
Sb ³⁺	723	1.2	323	Ho ³⁺	673	0.045	337
Zn ²⁺	723	1.15	<u>115, 118, 121</u>	Er ³⁺	673	0.046	337
Hg ²⁺	723	1.67	344	Tm ³⁺	673	0.056	337
Y ³⁺	673	0.057	339	Yb ³⁺	673	0.080	337
V ⁵⁺	723	0.8	327	Lu ³⁺	673	0.060	337
VO ²⁺	723	2.68	310	NpO ₂ ⁺	673	0.48	336
Nb ²⁺	723	3.5	315	NpO ₂ ²⁺	673	0.20	336
Nt ₃ Cl ₈	773	3.2	347	O ²⁻	673	1.6	<u>299, 356, 358, 359</u>
	948	9.3			713	2.6	
[TaCl ₆] ²⁻ ^a	773	9.0	320		753	4.8	
	873	25.0			783	7.2	
	948	46.0		S ₂ ²⁻	693	5.7	216
[MoCl ₆] ³⁻	873	1.43	340	VO ₃ ²⁻	723	0.76	343
	973	2.89		CrO ²⁻	723	0.96	331, 348
	1023	3.8		MoO ₄ ²⁻	723	1.64	342
W ³⁺	723	0.71	348	MoO ₂ Cl ₂	723	1.08	342
Pd ²⁺	723	1.39	323	PO ₄ ³⁻	723	0.80	332
	758	1.68	322	S _x ²⁺	693	0.312	334
Pt ²⁺	723	1.49	323	S _x Cl ₂	673	6.0	201, 194
Pr ³⁺	673	0.037	337		843	23	
Nd ³⁺	673	0.064	337	HCl	677	18	328, 346
Sm ³⁺	673	0.153	337		793	21	
Eu ³⁺	673	0.111	337	CO ₂	723	1.32	
					803	1.70	229
^a [TaCl ₆] ²⁻ ; values of diffusion coefficients appear improbable: possibly a factor of 10 too high				H ₂ O	723	1.77	<u>330, 358</u>

System 76. LiCl-CsCl

List of diffusing species investigated in LiCl-CsCl as solvent



The italicized species indicate studies with insufficient data-sets for characterization of temperature dependence of diffusion coefficients. For these species: see table 76.4.

Table 76.1. Diffusion techniques, uncertainties, and species

Diffusion technique of recommended study	Uncertainty (in values of D)	Species
chronopotentiometry	$\sim \pm 10\%$	U^{3+} , U^{4+}
cyclic voltammetry	$\sim \pm 10\%$	Cu^+

Equation:

$$D = A \exp[-E/RT] \quad (76.1)$$

precision: in table 76.2

uncertainty: in table 76.1

Table 76.2. Parameters of diffusion equation (76.1), precisions, and references

Species	$A \times 10^3$ ($cm^2 s^{-1}$)	E ($cal mol^{-1}$)	Temp. range (K)	Precision	References
<i>(a) LiCl-CsCl (55 mol % CsCl)</i>					
Cu^+	<i>insufficient data for temp.-dependence parameters</i>				349
<i>(b) LiCl-CsCl (eutectic composition)</i>					
U^{3+}	2.818	8095	670-870	$\pm 12.7\%$	361
U^{4+}	4.656	9112	670-870	$\pm 2.9\%$	361

Table 76.3. Diffusion coefficients, $D \times 10^5$ ($cm^2 s^{-1}$), from equations in table 76.2 in the eutectic melt

T (K)	U^{3+}	U^{4+}	T (K)	U^{3+}	U^{4+}
670	0.645	0.496	780	1.52	1.30
690	0.769	0.605	800	1.73	1.51
710	0.908	0.730	820	1.96	1.74
730	1.06	0.871	840	2.21	1.98
750	1.23	1.03	860	2.47	2.25
770	1.42	1.21			

Table 76.4. Diffusion coefficients for species not included in table 76.3

Species	Melt Composition (mol % LiCl)	T (K)	$D \times 10^5$ ($cm^2 s^{-1}$)	References
Cu^+	55	723	4.5	349

System 77. NaCl-KCl

List of diffusing species investigated in NaCl-KCl as solvent

Be²⁺, Mg²⁺, Al³⁺, Tl⁺, Pb²⁺, Cu⁺, Ag⁺, Zn²⁺, Cd²⁺, Y³⁺, Ti³⁺,
 Ti⁴⁺, Zr²⁺, Zr⁴⁺, ZrF₆²⁻, Hf²⁺, Hf⁴⁺, HfF₆²⁻, Nb²⁺, Nb³⁺, Nb₃Cl₈, K₂NbF₇,
 Cr³⁺, Mo³⁺, W⁴⁺, W⁵⁺, Fe²⁺, Co²⁺, Ni⁺, Ni²⁺, Th⁴⁺, U³⁺, U⁴⁺, UO₂²⁺,
 O²⁻, PO₄³⁻, Cl₂, HCl, SO₃, CO₂.

The italicized species indicate studies with insufficient data-sets for characterization of temperature dependence of diffusion coefficients. For these species: see table 77.5

Table 77.1. Diffusion techniques, uncertainties, and species

Diffusion techniques of recommended study	Uncertainty (in values of D)	Species
chronopotentiometry	$\sim \pm 10\%$	Be ²⁺ , Mg ²⁺ , Al ³⁺ , Tl ⁺ , Pb ²⁺ , Ag ⁺ , Cd ²⁺ , Y ³⁺ , Ti ³⁺ , Ti ⁴⁺ , Zr ²⁺ , Zr ⁴⁺ , ZrF ₆ ²⁻ , Hf ²⁺ , Hf ⁴⁺ , HfF ₆ ²⁻ , Nb ²⁺ , Nb ³⁺ , K ₂ NbF ₇ , W ⁴⁺ , W ⁵⁺ , Fe ²⁺ , Th ⁴⁺ , U ³⁺ , U ⁴⁺ , UO ₂ ²⁺ , Cl ₂ , Zn ²⁺ , Nb ₃ Cl ₈ , CO ²⁺ , Ni ⁺ , Ni ²⁺ , PO ₄ ³⁻ , SO ₃ , CO ₂
galvanostatic	$\sim \pm 20\%$	Cr ³⁺
voltammetry	$\sim \pm 20\%$	Cu ⁺ , O ²⁻
rotating disc electrode	$\sim \pm 20\%$	HCl

Equation:

$$D = A \exp[-E/RT] \quad (77.1)$$

precision: in table 77.2 uncertainty: in table 77.1

Table 77.2. Parameters of diffusion equation (77.1), precisions, and references

Species	$A \times 10^3$ ($\text{cm}^2 \text{ s}^{-1}$)	E (cal mol^{-1})	Temp. range (K)	Precision	References
Be ²⁺	5.27	10700	950-1070		370
Mg ²⁺	3.80	8328	1020-1120		195
^a Mg ²⁺	3.977	8696	1020-1120		195
^b Mg ²⁺	2.568	9152	1020-1120		195
^c Mg ²⁺	2.815	9610	1020-1120		195
Al ³⁺	1.096	6543	950-1090		374
Tl ⁺	5.16	8526	945-1040	± 2.6%	<u>174, 392</u>
Pb ²⁺	1.582	7678	970-1200	± 3.4%	see:table S-1
Ag ⁺	1.91	6411	980-1150	± 2.8%	see:table S-1
Zn ²⁺	1.424	6493	940-1070		<u>375, 377, 398</u>
Cd ²⁺	1.63	7030	950-1070		see:table S-1
Y ³⁺	1.49	8359	950-1090		364
Ti ³⁺	3.31	8645	970-1170	± 3.8%	248
Ti ⁴⁺	8.77	11833	970-1170	± 4.5%	248
Zr ²⁺	5.40	11100	970-1170	± 0.4%	362, <u>372, 381</u>
Zr ⁴⁺	6.20	9800	970-1170		<u>362, 372</u>
ZrF ₆ ²⁻	36.0	14963	970-1070		362
Hf ²⁺	2.73	7950	970-1170		371
Hf ⁴⁺	4.40	9200	970-1170		<u>382, 393</u>
HfF ₆ ²⁻	9.55	12767	950-1130		382
Nb ²⁺	9.12	9152	970-1110		308
Nb ³⁺	4.36	10500	970-1110		308
Cr ³⁺	5.75	11472	1020-1120		<u>369, 391</u>
W ⁴⁺	11.38	12643	970-1130		368
W ⁵⁺	15.21	13480	970-1130		368
Fe ²⁺	6.53	9839	960-1180		366
Th ⁴⁺	17.46	12776	950-1100		365
<i>Th</i> ⁴⁺	60.26	15897	950-1100		365
U ³⁺	2.83	8800	950-1170		386, <u>387, 396</u>
U ⁴⁺	9.55	11797	950-1160		386, <u>387, 396</u>
UO ₂ ²⁺	2.94	10726	950-1120		see:table S-1
^d Cl ₂	linear equation		1010-1110		166, 177, <u>178, 179</u>

No entry in precision column indicates estimate not possible since results were reported as equations only.

^aMelt containing 0.318×10^{-2} mol % NaF

^bMelt containing 0.701×10^{-2} mol % NaF

^cMelt containing 2.87×10^{-2} mol % NaF

^dCl₂: $D_{\text{Cl}_2} = 0.95 \times 10^{-3} - 0.9 \times 10^{-6} (T-931)$

The italicized species indicate the presence of added F⁻ ions during these investigations; diffusing species uncertain.

DIFFUSION COEFFICIENTS IN MOLTEN SALTS

System 77. NaCl-KCl (cont'd)

Table 77.3.1. Diffusion coefficients, $D \times 10^5 (\text{cm}^2\text{s}^{-1})$, from equations in table 77.2

T (K)	Be ²⁺	Al ³⁺	Tl ⁺	Pb ²⁺	Ag ⁺	^a Zr ²⁺	Cd ²⁺	Y ³⁺	Ti ³⁺	Ti ⁴⁺	Zr ²⁺	Zr ⁴⁺	ZrF ₆ ²⁻	Hf ²⁺	Hf ⁴⁺	HfF ₆ ²⁻	
950	1.82	3.42	5.64			4.57	3.93	1.78									1.10
980	2.17	3.81	6.48	3.07	7.10	5.08	4.41	2.04	3.91	2.01	1.81	4.04	1.66	4.60	3.91		1.36
1020	2.69	4.34	7.69	3.58	8.08	5.78	5.08	2.41	4.65	2.56	2.26	4.93	2.24	5.40	4.70		1.76
1060	3.28	4.91		4.13	9.10	6.53	5.79	2.82	5.46	3.19	2.78	5.91	2.96	6.27	5.58		2.23
1090		5.34		4.57	9.90			3.14	6.12	3.72	3.21	6.72		6.95	6.29		2.63
1120				5.02	10.72				6.81	4.31	3.68	7.59		7.67	7.05		3.08
1150				5.50	11.55				7.53	4.95	4.20	8.51		8.42	7.85		
1190				6.15													
1200				6.32													

[Al³⁺; for Al³⁺ conc'ns <0.18 wt%]

^aFor diffusion coefficients of Zn²⁺ in the presence of added F⁻ ions, see ref. 398.

Table 77.3.2. Diffusion coefficients, $D \times 10^{-7} (\text{cm}^2\text{s}^{-1})$, from equations in table 77.2

T (K)	Nb ²⁺	Nb ³⁺	Cr ³⁺	W ⁴⁺	W ⁵⁺	Fe ²⁺	Th ⁴⁺	<i>Th</i> ⁴⁺	U ³⁺	U ⁴⁺	UO ₂ ²⁺	Cl ₂
950							2.01	1.33	2.67	1.85	1.00	
970	7.91	1.88		1.61	1.40	3.96	2.31	1.58	2.94	2.10	1.13	
990	8.70	2.10		1.84	1.61	4.39	2.64	1.86	3.23	2.38	1.26	
1010	9.54	2.33		2.09	1.84	4.85	3.00	2.19	3.53	2.67	1.40	87.9
1040	10.88	2.71	2.23	2.51	2.24	5.59	3.61	2.75	4.00	3.17	1.64	85.2
1070	12.32	3.12	2.61	2.98	2.68	6.39	4.29	3.41	4.51	3.72	1.89	82.5
1100	13.86	3.58	3.02	3.50	3.19	7.25	5.05	4.18	5.05	4.33	2.17	79.8
1120			3.32	3.88	3.56	7.85			5.43	4.76	2.37	
1150						8.81			6.02	5.47		
1180						9.83						

[*Th*⁴⁺: italicized indicates study with added F⁻ ions; diffusing species uncertain]

Table 77.4 Diffusion coefficients, $D \times 10^5 (\text{cm}^2\text{s}^{-1})$ of magnesium(II) from equations in table 77.2

	Concentration of NaF in the melt (mol %)			
	0.0	0.318×10^{-2}	0.701×10^{-2}	2.87×10^{-2}
1020	6.24	5.45	2.81	2.46
1050	7.02	6.16	3.20	2.81
1080	7.84	6.92	3.61	3.20
1120	9.01	7.99	4.21	3.75

In studies with added F⁻ ions, the diffusing species is uncertain.

Table 77.5 Diffusion coefficients for species not included in tables 77.3 to 77.4

Species	T (K)	D x 10 ⁵ (cm ² sec ⁻¹)	References
Cu ⁺	773	6.7	<u>316, 388, 389</u>
	1123	23.0	<u>388, 389</u>
Nb ₃ Cl ₈	948	8.6	347
	1023	4.9	394
K ₂ NbF ₇	1000	2.9	315
Mo ³⁺	1079	2.59	180
Co ²⁺	1003	70	384
Ni ⁺	978	2.36	<u>181, 375, 383, 384</u>
	1080	2.87	
O ²⁻	973	4.4	<u>400, 402</u>
	1023	5.0	
	1073	5.65	
PO ₄ ³⁻	1053	0.82	395
HCl	988	10	<u>164, 194</u>
	1068	25	
	1093	27	
	1180	30	
	1023	20	
SO ₃	973	17	390
CO ₂	973	17	397

System 78. NaCl-CsCl

List of diffusing species investigated in NaCl-CsCl as solvent



Table 78.1. Diffusion techniques, uncertainties, and species

Diffusion technique of recommended study	Uncertainty (in values of D)	Species
chronopotentiometry	~ ± 10%	UO ₂ ²⁺

Equation:

$$D = A \exp[-E/RT] \quad (78.1)$$

precision: in table 78.2 uncertainty: in table 78.1

Table 78.2. Parameters of diffusion equation (78.1), precisions, and references

Species	A x 10 ³	E (cal mol ⁻¹)	Temp. range (K)	Precision	References
UO ₂ ²⁺	1.512	8328	930-1120		199
^a UO ₂ ²⁺	1.046	8603	930-1050		199

No entry in precision column indicates estimates not possible since results were reported as equations only. ^a in the presence of F⁻ ions added as NaF.

DIFFUSION COEFFICIENTS IN MOLTEN SALTS

System 78. NaCl-CsCl (cont'd)

Table 78.3. Diffusion coefficients, $D \times 10^5$ ($\text{cm}^2 \text{s}^{-1}$), from equations in table 78.2

T (K)	UO_2^{2+}	UO_2^{2+} (a)	T (K)	UO_2^{2+}	UO_2^{2+} (a)
930	1.67	0.995	1030	2.59	1.56
940	1.75	1.05	1040	2.69	1.63
950	1.84	1.10	1050	2.79	1.69
960	1.92	1.15	1060	2.90	
970	2.01	1.21	1070	3.01	
980	2.10	1.26	1080	3.12	
990	2.19	1.32	1090	3.23	
1000	2.29	1.38	1100	3.35	
1010	2.39	1.44	1110	3.47	
1020	2.48	1.50	1120	3.59	

^aIn the presence of fluoride ions added as NaF

System 79. KCl-AgCl

List of diffusing species investigated in KCl-AgCl as solvent



Table 79.1 Diffusion technique, uncertainty, and species

Diffusion technique of recommended study	Uncertainty (in values of D)	Species
chronopotentiometry	$\sim \pm 20\%$	Cl_2

Table 79.2 Diffusion coefficient

Species	T (K)	$D \times 10^5$ ($\text{cm}^2 \text{s}^{-1}$)	References
Cl_2	673	3.5	403

System 80. RbCl-CsCl

List of diffusing species investigated in RbCl-CsCl as solvent

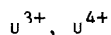


Table 80.1. Diffusion techniques, uncertainties, and species

Diffusion technique of recommended study	Uncertainty (in values of D)	Species
chronopotentiometry	$\sim \pm 10\%$	U^{3+}, U^{4+}

Equation:

$$D = A \exp[-E/RT], \quad (80.1)$$

precision: in table 80.2 uncertainty: in table 80.1

Table 80.2. Parameters of diffusion equation (80.1), precisions, and references

Species	$A \times 10^3$ ($\text{cm}^2 \text{s}^{-1}$)	E (cal mol^{-1})	Temp. range (K)	Precision	References
<u>eutectic composition</u>					
U^{3+}	74.59	9751	940-1180	$\pm 6.9\%$	404
U^{4+}	569.87	14761	940-1110	$\pm 2.2\%$	404

Table 80.3. Diffusion coefficients, $D \times 10^5$ ($\text{cm}^2 \text{s}^{-1}$), from equations in table 80.2 in eutectic melt

T (K)	U^{3+}	U^{4+}	T (K)	U^{3+}	U^{4+}
940	40.32	21.08	1070	76.03	55.06
950	42.60	22.91	1080	79.33	58.71
960	44.96	24.85	1090	82.71	62.53
970	47.39	26.91	1100	86.17	66.53
980	49.90	29.10	1110	89.70	70.71
990	52.49	31.42	1120	93.31	
1000	55.16	33.87	1130	97.00	
1010	57.90	36.45	1140	100.8	
1020	60.73	39.18	1150	104.6	
1030	63.63	42.05	1160	108.5	
1040	66.61	45.06	1170	112.5	
1050	69.67	48.24	1180	116.6	
1060	72.82	51.57			

The values seem improbably high compared to diffusion data for these species in LiCl-CsCl.

DIFFUSION COEFFICIENTS IN MOLTEN SALTS

601

System 81. LiCl-CdCl₂

List of diffusing species investigated in LiCl-CdCl₂ as solvent

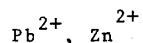


Table 81.1. Diffusion techniques, uncertainties, and species

Diffusion technique of recommended study	Uncertainty (in values of D)	Species
dc polarography	~ ± 25%	Pb ²⁺ , Zn ²⁺

Table 81.2 Diffusion coefficients in the eutectic melt

Species	T (K)	D x 10 ⁵ (cm ² s ⁻¹)	References
Pb ²⁺	723	1.3	405
Zn ²⁺	723	1.9	405

System 82. NaCl-MgCl₂

List of diffusing species investigated in NaCl-MgCl₂ as solvent

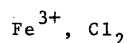


Table 82.1. Diffusion techniques, uncertainties and species

Diffusion technique of recommended study	Uncertainty (in values of D)	Species
impedance	~ ± 25%	Cl ₂
rotating disc electrode	~ ± 10%	Fe ³⁺

Equation:

$$D = A \exp[-E/RT] \quad (82.1)$$

precision: in table 82.2 uncertainty: in table 82.1

Table 82.2. Parameters of diffusion equation (82.1), precisions, and references

Species	A x 10 ³ (cm ² s ⁻¹)	E (cal mol ⁻¹)	Temp. range (K)	Precision	References
(a) NaCl-MgCl ₂ (50 mol % NaCl)					
Fe ³⁺	0.404	5130	970-1120	± 0.1%	406
Cl ₂	47.930	13510	860-1125	±20.1%	407
(b) NaCl-MgCl ₂ (75 mol % NaCl)					
Cl ₂	0.000165	-13600	950-1050	± 1.1%	407

System 82 NaCl-MgCl₂ (cont'd)Table 82.3. Diffusion coefficients, $D \times 10^5$ (cm²s⁻¹), from equations in table 82.2

T (K)	50 mol % NaCl		75 mol % NaCl
	Fe ³⁺	Cl ₂	Cl ₂
863		1.82	
900		2.51	
950		3.74	22.2
1000	3.06	5.35	15.5
1050	3.46	7.39	11.2
1100	3.86	9.92	
1125	4.07	11.4	

Table 82.4. Diffusion coefficients not included in table 82.3

Species	Melt composition (mol % NaCl)	T (K)	$D \times 10^5$ (cm ² s ⁻¹)	References
Cl ₂	25	952	0.50	407
		973	1.0	

System 83. NaCl-CaCl₂List of diffusing species investigated in NaCl-CaCl₂ as solvent

The italicized species indicates study with insufficient data-sets for characterization of temperature dependence of diffusion coefficients.

Table 83.1. Diffusion technique, uncertainty, and species

Diffusion technique of recommended study	Uncertainty (in values of D)	Species
chronopotentiometry	~ ± 10%	Fe ²⁺

Table 83.2. Diffusion coefficients

Species	T (K)	$D \times 10^5$ (cm ² s ⁻¹)	References
Fe ²⁺	873	2.36	408

System 84. NaCl-CdCl₂

List of diffusing species investigated in NaCl-CdCl₂ as solvent

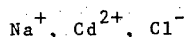


Table 84.1. Diffusion techniques, uncertainties, and species

Diffusion technique of recommended study	Uncertainty (in values of D)	Species
capillary	~ ± 10%	Na ⁺ , Cd ²⁺ , Cl ⁻

Equation:

$$D = A \exp[-E/RT] \quad (84.1)$$

precision: in table 84.2 uncertainty: in table 84.1

Table 84.2. Parameters of diffusion equation (84.1), precisions, and references

Species	A x 10 ³ (cm ² s ⁻¹)	E (cal mol ⁻¹)	Temp. range (K)	Precision	References
(a) CdCl ₂ -NaCl (15.7 mol % NaCl)					
Na ⁺	2.178	6310	900-1040	± 5.7%	43
(b) CdCl ₂ -NaCl (25.0 mol % NaCl)					
Cl ⁻	0.858	6049	880-1090	± 3.3%	43
(c) CdCl ₂ -NaCl (35.6 mol % NaCl)					
Cd ²⁺	1.490	7370	870-1180	± 4.8%	43,44
(d) CdCl ₂ -NaCl (50 mol % NaCl)					
Cd ²⁺	1.70	6894	790-1010	± 4.7%	43,44
Cl ⁻	1.916	7069	770-920	± 5.0%	43
(e) CdCl ₂ -NaCl (54.0 mol % NaCl)					
Na ⁺	0.745	4166	700-970	± 5.8%	43
(f) CdCl ₂ -NaCl (55.7 mol % NaCl)					
cd ²⁺	1.873	7116	790-940	± 3.7%	43,44
(g) CdCl ₂ -NaCl (65.8 mol % NaCl)					
cd ²⁺	3.550	8139	730-960	± 5.9%	43,44
(h) CdCl ₂ -NaCl (72.6 mol % NaCl)					
Na ⁺	0.507	3657	910-1230	± 1.2%	43
(i) CdCl ₂ -NaCl (75 mol % NaCl)					
Cl ⁻	1.160	5812	960-1240	± 9.3%	43
(j) CdCl ₂ -NaCl (80.1 mol % NaCl)					
Cd ²⁺	2.440	8017	1020-1250	± 4.2%	43,44

System 84. NaCl-CdCl₂(cont'd)Table 84.3. Self-diffusion coefficients, $D \times 10^5$ (cm²s⁻¹), from equations in table 84.2

T (K)	Mol % NaCl										
	15.7	25.0	35.6	50.0		54.0	55.7	65.8	72.6	75.6	80.1
	Na ⁺	Cl ⁻	Cd ²⁺	Cd ²⁺	Cl ⁻	Na ⁺	Cd ²⁺	Cd ²⁺	Na ⁺	Cl ⁻	Cd ²⁺
700						3.73					
760						4.72		1.62			
820				2.47	2.50	5.78	2.38	2.40			
880		2.70	2.20	3.30	3.36	6.88	3.20	3.38			
940	7.43	3.37	2.88	4.24		8.01	4.15	4.55	7.16		
1000	9.10	4.09	3.65	5.29					8.05	6.23	
1060		4.86	4.51						8.93	7.35	5.43
1120			5.43						9.80	8.52	6.65
1180			6.43						10.66	9.73	7.99
1200									10.94	10.14	8.46
1240										10.97	9.43

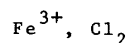
System 85. KCl-MgCl₂List of diffusing species investigated in KCl-MgCl₂ as solvent

Table 85.1 Diffusion techniques, uncertainties and species

Diffusion technique of recommended study	Uncertainty (in values of D)	Species
chronopotentiometry	$\sim \pm 15\%$	Cl ₂
double layer impedance	$\sim \pm 15\%$	Cl ₂
rotating disc electrode	$\sim \pm 15\%$	Fe ³⁺

Equation

$$D = A \exp[-E/RT] \quad (85.1)$$

precision: in table 85.2

uncertainty: in table 85.1

DIFFUSION COEFFICIENTS IN MOLTEN SALTS

605

 System 85. KCl-MgCl₂ (cont'd)

Table 85.2. Parameters of diffusion equation (85.1), precisions, and references

Species	A x 10 ³ (cm ² s ⁻¹)	E (cal mol ⁻¹)	Temp. range (K)	Precision	References
(a) KCl-MgCl ₂ (50 mol % KCl)					
Fe ³⁺	0.779	6180	873-1123	± 0.1%	406
Cl ₂	2.467	7865	913-1140	±18.5%	178,407
(b) KCl-MgCl ₂ (75 mol % KCl)					
Cl ₂	3.980	6171	913-1061	± 4.4%	178,407

 Table 85.3. Diffusion coefficients, D x 10⁵ (cm²s⁻¹), from equations in table 85.2

T (K)	50 mol % KCl		75 mol % KCl
	Fe ³⁺	Cl ₂	Cl ₂
870	2.18		
880	2.27		
900	2.46		
920	2.65	3.34	13.61
940	2.85	3.66	14.63
960	3.05	4.00	15.67
980	3.26	4.35	16.74
1000	3.47	4.71	17.83
1020	3.69	5.09	18.95
1040	3.92	5.49	20.09
1060	4.14	5.90	21.26
1080	4.37	6.32	
1120	4.85	7.20	

The diffusion of Cl₂ has also been investigated chronopotentiometrically in the 50 mol % KCl mixture [178]; the values of the diffusion coefficients appear high (~ x 10) relative to the values in the table above. There are insufficient details in the publication to resolve this.

Table 85.4. Diffusion coefficients not included in table 85.3

Species	Melt composition (mol % KCl)	T (K)	D x 10 ⁵ (cm ² s ⁻¹)	References
Cl ₂	25	926	1.0	407

G. J. JANZ AND N. P. BANSAL

System 86. KCl-CaCl₂List of diffusing species investigated in KCl-CaCl₂ as solvent

Table 86.1. Diffusion technique, uncertainty, and species

Diffusion technique of recommended study	Uncertainty (in values of D)	Species
capillary	$\sim \pm 10\%$	Ca ²⁺

Equation:

$$D = A \exp[-E/RT] \quad (86.1)$$

precision: in table 86.2 uncertainty: in table 86.1

Table 86.2. Parameters of diffusion equation (86.1), precisions, and references

Species	A x 10 ³ (cm ² s ⁻¹)	E (cal mol ⁻¹)	Temp. range (K)	Precision	References
Ca ²⁺	1.290	7920	1055-1175	$\pm 0.2\%$	173

Melt composition : 0.2 mol % CaCl₂

Table 86.3. Self-diffusion coefficients from equation in table 86.2.

T (K)	D _{Ca²⁺} x 10 ⁵ (cm ² s ⁻¹)	T (K)	D _{Ca²⁺} x 10 ⁵ (cm ² s ⁻¹)
1055	2.95	1120	3.67
1060	3.00	1130	3.79
1070	3.11	1140	3.91
1080	3.22	1150	4.03
1090	3.33	1160	4.15
1100	3.44	1170	4.28
1110	3.56	1175	4.34

System 87. KCl-ZnCl₂List of diffusing species investigated in KCl-ZnCl₂ as solvent

Table 87.1. Diffusion technique, uncertainty, and species

Diffusion technique of recommended study	Uncertainty (in value of D)	Species
chronopotentiometry	$\sim \pm 25\%$	CrO ₄ ²⁻

DIFFUSION COEFFICIENTS IN MOLTEN SALTS

607

System 87. KCl-ZnCl₂ (cont'd)

Table 87.2. Diffusion coefficients

Species	Melt composition (mol % KCl)	T (K)	D x 10 ⁵ (cm ² s ⁻¹)	References
CrO ₄ ²⁻	50	573	0.133	409

System 88. KCl-CdCl₂

List of diffusing species investigated in KCl-CdCl₂ as solvent

Cd²⁺

Table 88.1. Diffusion techniques, uncertainties, and species

Diffusion technique of recommended study	Uncertainty (in values of D)	Species
diffusion couple	~ ± 20%	Cd ²⁺

Table 88.2. Self-diffusion coefficients

Species	Melt composition (mol % KCl)	T (K)	D x 10 ⁵ (cm ² s ⁻¹)	References
Cd ²⁺	50	743	1.4	63
	30-65	743	a	64

^aReported in graphical form.

System 89. KCl-PbCl₂

List of diffusing species investigated in KCl-PbCl₂ as solvent

Pb²⁺, In³⁺, Ni²⁺, Cl⁻, S²⁻

The italicized species indicate studies with insufficient data-sets for characterization of temperature dependence of diffusion coefficients. For these species : see table 89.5.

Table 89.1. Diffusion techniques, uncertainties, and species

Diffusion technique of recommended study	Uncertainty (in values of D)	Species
capillary	~ ± 10%	Pb ²⁺ , Cl ⁻
chronoamperometry	~ ± 10%	In ³⁺ , Ni ²⁺
	~ ± 25%	S ²⁻

System 89. KCl-PbCl₂ (cont'd)

Equation:

$$D = A \exp[-E/RT] \quad (89.1)$$

precision: in table 89.2

uncertainty: in table 89.1

Table 89.2. Parameters of diffusion equation (89.1), precisions, and references

Species	A x 10 ³ (cm ² s ⁻¹)	E (cal mol ⁻¹)	Temp. range (K)	Precision	References
(a) KCl-PbCl ₂ (23.0 mol % KCl)					
In ³⁺	insufficient data for temp.-dependence parameters				411,413,414
Ni ²⁺	insufficient data for temp.-dependence parameters				411
S ²⁻	0.464	6991	720-760	± 1.4%	412,414
(b) KCl-PbCl ₂ (25.2 mol % KCl)					
Pb ²⁺	4.289	9607	720-840	± 4.8%	410
Cl ⁻	2.132	7262	720-840	± 7.4%	410
(c) KCl-PbCl ₂ (33.3 mol % KCl)					
Pb ²⁺	29.125	12792	720-850	±11.3%	410
Cl ⁻	1.440	6607	720-850	± 7.8%	410
(d) KCl-PbCl ₂ (37.0 mol % KCl)					
Pb ²⁺	1.943	8393	720-850	± 8.5%	410
Cl ⁻	1.425	6502	720-850	± 7.2%	410

Table 89.3. Self-diffusion coefficients, D x 10⁵ (cm²s⁻¹), from equations in table 89.2

T (K)	25.2 mol % KCl		33.3 mol % KCl		37.0 mol % KCl	
	Pb ²⁺	Cl ⁻	Pb ²⁺	Cl ⁻	Pb ²⁺	Cl ⁻
720	0.520	1.33	0.381	1.42	0.551	1.51
740	0.624	1.53	0.486	1.61	0.645	1.71
760	0.741	1.74	0.611	1.81	0.750	1.92
780	0.872	1.97	0.759	2.03	0.865	2.15
800	1.02	2.21	0.932	2.26	0.990	2.39
820	1.18	2.47	1.13	2.50	1.13	2.64
840	1.36	2.75	1.37	2.75	1.27	2.90
850			1.50	2.88	1.35	3.03

DIFFUSION COEFFICIENTS IN MOLTEN SALTS

System 89. KCl-PbCl₂ (cont'd)

Table 89.4. Diffusion coefficients from equation in table 89.2.

T (K)	D _{S2-} x 10 ⁵ (cm ² s ⁻¹)	T (K)	D _{S2-} x 10 ⁵ (cm ² s ⁻¹)
720	0.350	750	0.426
730	0.374	760	0.453

Table 89.5. Diffusion coefficients for species not included in tables 89.3 and 89.4

Species	Melt composition (mol % KCl)	T (K)	D x 10 ⁵ (cm ² s ⁻¹)	References
In ³⁺	23.0	713	0.52	411,413,414
Ni ²⁺	23.0	713	1.03	411

System 90. CsCl-BaCl₂

List of diffusing species investigated in CsCl-BaCl₂ as solvent
U³⁺

Table 90.1. Diffusion technique, uncertainties, and species

Diffusion technique of recommended study	Uncertainty (in values of D)	Species
chronopotentiometry	~ ± 10%	U ³⁺

Equation:

$$D = A \exp[-E/RT] \quad (90.1)$$

precision: in table 90.2 uncertainty: in table 90.1

Table 90.2. Parameters of diffusion equation (90.1), precisions, and references

Species	A x 10 ³ (cm ² s ⁻¹)	E (cal mol ⁻¹)	Temp. range (K)	Precision	References
(a) CsCl-BaCl ₂ (24.72 mol % CsCl)					
U ³⁺	0.976	10113	1070-1240		205
(b) CsCl-BaCl ₂ (46.63 mol % CsCl)					
U ³⁺	0.758	9518	950-1190		205
(c) CsCl-BaCl ₂ (88.58 mol % CsCl)					
U ³⁺	1.095	8603	920-1150		205

No entry in precision column indicates estimates not possible since results were reported as equations only.

System 90. CsCl-BaCl₂(cont'd)Table 90.3. Diffusion coefficients, $D \times 10^5$ (cm²s⁻¹), from equations in table 90.2

T (K)	U ³⁺		
	24.72 mol % CsCl	46.63 mol % CsCl	88.58 mol % CsCl
920			0.990
970		0.543	1.26
1030		0.725	1.64
1090	0.916	0.936	2.06
1150	1.17	1.18	2.54
1210	1.45		
1240	1.61		

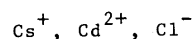
System 91. CsCl-CdCl₂List of diffusing species investigated in CsCl-CdCl₂ as solvent

Table 91.1. Diffusion techniques, uncertainties, and species

Diffusion technique of recommended study	Uncertainty (in values of D)	Species
capillary	$\sim \pm 10\%$	Cs ⁺ , Cd ²⁺ , Cl ⁻

Equation:

$$D = A \exp[-E/RT] \quad (91.1)$$

precision: in table 91.2 uncertainty: in table 91.1

Table 91.2.1. Parameters of diffusion equation (91.1), precisions, and references

Species	A x 10 ³ (cm ² s ⁻¹)	E (cal mol ⁻¹)	Temp. range (K)	Precision	References
(a) CdCl ₂ -CsCl (12.5 mol % CsCl)					
Cl ⁻	2.157	7559	820-1050	$\pm 2.3\%$	43
(b) CdCl ₂ -CsCl (24.3 mol % CsCl)					
Cs ⁺	7.225	9348	850-930	$\pm 5.0\%$	43
Cd ²⁺	2.162	7475	820-950	$\pm 4.4\%$	43
(c) CdCl ₂ -CsCl (25.0 mol % CsCl)					
Cd ²⁺	1.792	7274	790-1020	$\pm 3.3\%$	43
Cl ⁻	1.151	6307	770-1020	+ 6.9%	43
(d) CdCl ₂ -CsCl (34.7 mol % CsCl)					
Cs ⁺	1.405	6274	860-1020	$\pm 5.7\%$	43
(e) CdCl ₂ -CsCl (44.4 mol % CsCl)					
Cd ²⁺	1.797	7300	930-1110	$\pm 5.3\%$	43

DIFFUSION COEFFICIENTS IN MOLTEN SALTS

611

System 91. CsCl-CdCl₂ (cont'd)

Table 91.2.2 Parameters of diffusion equation (91.1), precisions,
and references

Species	A x 10 ³ (cm ² s ⁻¹)	E (cal mol ⁻¹)	Temp. range (K)	Precision	References
(f) CdCl ₂ -CsCl (50.0 mol % CsCl)					
Cd ²⁺	0.906	6285	850-990	± 4.4%	43
Cl ⁻	0.458	4445	820-1060	± 7.5%	
(g) CdCl ₂ -CsCl (50.7 mol % CsCl)					
Cs ⁺	6.104	9108	870-1040	± 7.4%	43
(h) CdCl ₂ -CsCl (75.0 mol % CsCl)					
Cl ⁻	1.70	7125	770-1080	± 3.9%	43
(i) CdCl ₂ -CsCl (76.0 mol % CsCl)					
Cs ⁺	1.206	6045	860-1060	± 1.3%	43
(j) CdCl ₂ -CsCl (80.2 mol % CsCl)					
Cs ⁺	1.615	6621	840-1040	± 3.4%	43
Cd ²⁺	1.195	6918	890-1120	± 4.1%	43

Table 91.3. Self-diffusion coefficients, D x 10⁵ (cm²s⁻¹), from
equations in table 91.2

T (K)	CsCl (mol%)																			
	12.5%		24.3%		25.0%		34.7%		44.4%		50.0%		50.7%		75.0%		76.0%		80.2	
	Cl ⁻	Cs ⁺	Cd ²⁺	Cd ²⁺	Cl ⁻	Cs ⁺	Cd ²⁺	Cd ²⁺	Cl ⁻	Cs ⁺	Cl ⁻	Cs ⁺	Cl ⁻	Cs ⁺	Cl ⁻	Cs ⁺	Cs ⁺	Cd ²⁺		
770					1.87										1.61					
810				1.95	2.29										2.03					
850	2.46	2.85	2.59	2.42	2.75					2.19	3.30			2.50			3.20			
890	3.00	3.66	3.16	2.93	3.25	4.05				2.59	3.71	3.54	3.03	3.95	3.82	2.39				
930	3.61	4.59	3.79	3.50	3.79	4.71	3.46	3.02	4.13	4.42	3.60	4.58	4.49	2.83						
970	4.27			4.12	4.37	5.42	4.07	3.48	4.56	5.41	4.22	5.24	5.20	3.30						
1010	4.99			4.78	4.97	6.17	4.73		5.00	6.53	4.88	5.93	5.96	3.81						
1050	5.76					6.95	5.43				5.59	6.65		4.34						
1090							6.18							4.90						
1110							6.57							5.19						

System 92. NaCl-AlCl₃

List of diffusing species investigated in NaCl-AlCl₃ as solvent

Na⁺, Sn²⁺, Pb²⁺, Bi³⁺, Cu⁺, Ag⁺, Cd²⁺, Ti²⁺, Zr²⁺, Zr⁴⁺, Nb⁵⁺, Cr³⁺, Mo⁵⁺, Te⁴⁺, Te₄²⁺, Se(IV), Fe³⁺, Ni²⁺, Sm²⁺, Sm³⁺, Eu³⁺, Yb²⁺, Yb³⁺, U(III), U⁴⁺, I⁻, [AlSeCl₂]⁻, Na₂Se.

The italicized species indicate studies with insufficient data-sets for characterization of temperature-dependence of diffusion coefficients. For these species: see table 92.4.

Table 92.1. Diffusion techniques, uncertainties, and species

Diffusion technique of recommended study	Uncertainty (in values of D)	Species
chronopotentiometry	$\sim \pm 20\%$	Na ⁺ , Sn ²⁺ , Pb ²⁺ , Bi ³⁺ , Ag ⁺ , Cd ²⁺ , Ti ²⁺ , Zr ²⁺ , U ⁴⁺ , I ⁻
cyclic voltammetry	$\sim \pm 20\%$	Zr ⁴⁺ , Cr ³⁺ , Mo ⁵⁺ , Te ⁴⁺ , Ni ²⁺ , Yb ²⁺ , Yb ³⁺ , U(IV), I ⁻
linear sweep voltammetry	$\sim \pm 20\%$	Sn ²⁺ , Pb ²⁺ , Cu ⁺ , Cd ²⁺ , Ti ²⁺ , Nb ⁵⁺ , Sm ²⁺ , Sm ³⁺ , Eu ³⁺
pulse polarography	$\sim \pm 20\%$	Ag ⁺ , Mo ⁵⁺ , Se(IV), Fe ³⁺ , U(III), U(IV), I ⁻ , [AlSeCl ₂] ⁻
chronoamperometry	$\sim \pm 20\%$	Ti ²⁺ , Cr ³⁺ , Fe ³⁺ , Yb ³⁺
rotating disc electrode	$\sim \pm 20\%$	Cr ³⁺ , Mo ⁵⁺ , Te ⁴⁺ , Te ₄ ²⁺ , Se(IV), Fe ³⁺ , Na ₂ Se

Equation:

$$D = A \exp[-E/RT] \quad (92.1)$$

precision: in table 92.2 uncertainty: in table 92.1

Table 92.2. Diffusion equation parameters, precisions, and references

Species	A x 10 ³ (cm ² s ⁻¹)	E (cal mol ⁻¹)	Temp. range (K)	Precision	References
(a) NaCl-AlCl ₃ (eutectic)					
U ⁴⁺	3.82	4150	520-670	8.5%	416
(b) NaCl-AlCl ₃ (50 mol % NaCl)					
Nb ⁵⁺	1.99	5033	430-570	9.2%	417
U ⁴⁺	8.36	5324	520-670	2.8%	416
(c) NaCl-AlCl ₃ (48 mol % NaCl)					
Zr ⁴⁺	15.17	6859	450-490	12%	420
(d) NaCl-AlCl ₃ (37 mol % NaCl)					
Yb ²⁺	0.514	4016	450-520	1.0%	425

DIFFUSION COEFFICIENTS IN MOLTEN SALTS

System 92. NaCl-AlCl₃ (cont'd)

Table 92.3. Diffusion coefficients, $D \times 10^5$ (cm²s⁻¹), from equations in table 92.2

T (K)	Eutectic melt	50 mol % NaCl		48 mol % NaCl	37 mol % NaCl
	U ⁴⁺	Nb ⁵⁺	U ⁴⁺	Zr ⁴⁺	Yb ²⁺
430		0.551			
470		0.909		0.981	0.70
500		1.26			0.90
560	9.17	2.16	6.99		
610	12.45		10.34		
670	16.92		15.33		

Table 92.4.1. Diffusion coefficients for species not included in table 92.3

Species	Melt composition (mol % NaCl)	T (K)	$D \times 10^5$ (cm ² s ⁻¹)	References
Yb ³⁺	32.5	449	0.70	425
Sn ²⁺	33.33	433	0.12	423,424
Pb ²⁺		433	0.27	423,424
Bi ³⁺		448	1.0	431
Ag ⁺		448	4.6	421,431
Cd ²⁺		448	0.96	423,431
Zr ²⁺		448	0.87	431
Eu ³⁺		448	0.55	425,431
Ti ²⁺	35.0	458	0.295	418
		533	0.275	
Na ⁺	37.0	413	0.60	418
Sm ²⁺		448	0.10	422
Sm ³⁺		448	0.40	425
Eu ³⁺		448	0.35	425
I ⁻		448	0.55	425,431
			0.202	419
			0.107	
			0.241	
Yb ³⁺	37.0	448	0.53	425
	39.1	448	0.54	425
Yb ³⁺	40.8	448	0.635	425
Yb ³⁺	43.9	448	0.65	425
	45.9	448	0.56	425
U(III)		448	0.30	432
U(IV)		448	0.30	432

System 92. NaCl-AlCl₃ (cont'd)

Table 92.4.2. Diffusion coefficients for species not included in table 92.3

Species	Melt composition (p Cl)	T (K)	D x 10 ⁵ (cm ² s ⁻¹)	References	
Te ⁴⁺	1.9	448	0.47	430	
	3.8	448	0.40	430	
	4.5	448	0.47	430	
Se(IV)	5.25	448	0.30	429	
	5.8	448	0.69	429	
Na ₂ Se	1.9-6.2	448	0.20	429	
Sn ²⁺	48.0 ^b	433	0.19	423 ^a , 424	
Pb ²⁺		433	0.24	423 ^a , 424	
Cu ⁺		433	0.53	423 ^a	
Cd ²⁺		433	0.18	423 ^a , 431	
Ag ⁺		50.0 ^b	448	0.30	421, 431
Fe ³⁺	448		0.91	421	
	523		2.20	415	
I ⁻		448	0.268	419	
			0.211		
			0.243		
Cr ³⁺	satd. with NaCl	448	0.23	426	
Mo ⁵⁺		448	0.30	427	
Te ⁴⁺		448	0.45	430	
Te ₄ ²⁺		448	0.77	430	
Se(IV)		Basic	448	0.194	429
[AlSeCl ₂] ⁻		(c)	448	0.23	429
Ni ²⁺		Acidic	448	0.36	428

(a) Ref. [423] reported data in graphical form in the temperature range 430-500 K.

(b) compositions in mol% NaCl (c) sat'd with NaCl

System 93. LiCl-KCl-ZnCl₂List of diffusing species investigated in LiCl-KCl-ZnCl₂ as solvent

HCl

Table 93.1. Diffusion technique, uncertainties, and species

Diffusion technique of recommended study	Uncertainty (in values of D)	Species
chronopotentiometry and linear sweep voltammetry	~ ± 20%	HCl

DIFFUSION COEFFICIENTS IN MOLTEN SALTS

615

System 93. LiCl-KCl-ZnCl₂ (cont'd)

Table 93.2. Diffusion coefficients

Species	Melt composition (mol % ZnCl ₂ in LiCl-KCl eutectic)	T (K)	$D \times 10^5$ (cm ² s ⁻¹)	References
HCl	3.4 4.7 8.2 11.9 13.9 17.4	723	23.5 ^a 25.0 10.0 9.5 9.0 7.5	433

^aAverage values obtained by two techniques.

System 94. LiBr-KBr

List of diffusing species investigated in LiBr-KBr as solvent

Li⁺, Na⁺, K⁺, Br⁻, Br₂

Table 94.1. Diffusion techniques, uncertainties, and species

Diffusion technique	Uncertainty (in values of D)	Species
capillary	~ ± 10%	Li ⁺ , Na ⁺ , K ⁺ , Br ⁻
chronopotentiometry	~ ± 25%	Br ₂

Equation:

$$D = A \exp[-E/RT] \quad (94.1)$$

precision: in table 94.2 uncertainty: in table 94.1

Table 94.2.1. Parameters of diffusion equation (94.1), precisions,
and references

Species	$A \times 10^3$ (cm ² s ⁻¹)	E (cal mol ⁻¹)	Temp. range (K)	Precision	References
<u>(a) LiBr-LiBr (4 mol % LiBr)</u>					
Li ⁺	<i>insufficient data for temp.-dependence parameters</i>				434
Na ⁺	<i>insufficient data for temp.-dependence parameters</i>				434
K ⁺	<i>insufficient data for temp.-dependence parameters</i>				434
Br ⁻	<i>insufficient data for temp.-dependence parameters</i>				434
<u>(b) LiBr-KBr (24.5 mol % LiBr)</u>					
Li ⁺	1.218	5672	930-1030	± 4.8%	434
K ⁺	<i>insufficient data for temp.-dependence parameters</i>				434
Br ⁻	0.518	4576	930-1030	± 9.4%	434

System 94. LiBr-KBr (cont'd)

Table 94.2.2. Parameters of diffusion equation (94.1), precisions, and references

Species	$A \times 10^3$ ($\text{cm}^2 \text{s}^{-1}$)	E (cal mol^{-1})	Temp. range (K)	Precision	References
<u>(c) LiBr-KBr (36 mol % LiBr)</u>					
Li^+	<i>insufficient data for temp.-dependence parameters</i>				434
K^+	<i>insufficient data for temp.-dependence parameters</i>				434
Br^-	<i>insufficient data for temp.-dependence parameters</i>				434
<u>(d) LiBr-LiBr (50 mol % LiBr)</u>					
Br_2	0.666	1785	710-1010	$\pm 5.3\%$	196
<u>(e) LiBr-KBr (51.5 mol % LiBr)</u>					
Li^+	1.238	5264	630-1030	$\pm 4.9\%$	434
Na^+	1.006	5102	630-1030	$\pm 6.3\%$	434
K^+	1.023	5547	630-1030	$\pm 6.5\%$	434
Br^-	1.238	6096	630-1030	$\pm 2.7\%$	434
<u>(f) LiBr-KBr (76 mol % LiBr)</u>					
Li^+	0.865	4283	770-1020	$\pm 5.9\%$	434
Na^+	<i>insufficient data for temp.-dependence parameters</i>				434
K^+	<i>data do not fit a simple equation</i>				434
Br^-	1.112	6158	810-1020	$\pm 7.3\%$	434
<u>(g) LiBr-KBr (99 mol % LiBr)</u>					
Li^+	0.559	3114	840-1020	$\pm 1.3\%$	434
Na^+	<i>insufficient data for temp.-dependence parameters</i>				434
K^+	0.977	4974	840-1020	$\pm 0.9\%$	434
Br^-	0.30	3773	840-1040	$\pm 6.3\%$	434

Table 94.3. Self-diffusion coefficients, $D \times 10^5$ ($\text{cm}^2 \text{s}^{-1}$), from equations in table 94.2

T (K)	24.5 mol % LiBr		51.5 mol % LiBr			76 mol % LiBr		99 mol % LiBr		
	Li^+	Br^-	Li^+	K^+	Br^-	Li^+	Br^-	Li^+	K^+	Br^-
630			1.85	1.22	0.95					
690			2.66	1.79	1.45					
770			3.97	2.73	2.30	5.26				
840			5.29	3.69	3.21	6.65	2.78	8.65	4.96	3.13
920			6.95	4.92	4.41	8.31	3.83	10.18	6.43	3.81
940	5.85	4.47	7.39	5.25	4.74	8.73	4.11	10.55	6.81	3.98
1030	7.62	5.54	9.46	6.81	6.30					4.75
1040										4.83

DIFFUSION COEFFICIENTS IN MOLTEN SALTS

617

System 94. LiBr-KBr (cont'd)

Table 94.4. Diffusion coefficients $D \times 10^5$ ($\text{cm}^2 \text{s}^{-1}$) from equations in table 94.2

T (K)	50 mol % LiBr	51.5 mol % LiBr
	Br_2	Na^+
630		1.71
690		2.44
750	20.11	3.28
810	21.97	4.23
870	23.72	5.26
930	25.35	6.36
1030		8.32

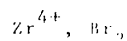
Table 94.5. Diffusion coefficients for species not included in tables 94.3 to 94.4

Species	Melt composition (mol % LiBr)	T (K)	$D \times 10^5$ ($\text{cm}^2 \text{s}^{-1}$)	References
Li^+	4.0	1023	6.86	434
	36.0	828	4.22	434
		830	4.31	
Na^+	4.0	1023	6.55	434
	76.0	769	4.40	434
	99.0	839	6.81	434
K^+	4.0	1023	6.31	434
	24.5	932	4.90	434
		1032	6.30	
	36.0	830	3.91	434
	76.0	769	3.38 ^a	434
		808	2.92 ^a	
		916	4.33 ^a	
Br^-	4.0	1023	8.44 ^a	
	36.0	1023	5.62	434
		828	2.74	434
		830	2.75	

^aThese data do not fit a simple equation.

System 95. NaBr-KBr

List of diffusing species investigated in NaBr-KBr as solvent



G. J. JANZ AND N. P. BANSAL

System 95. NaBr-KBr (cont'd)

Table 95.1. Diffusion techniques, uncertainty, and species

Diffusion technique of recommended study	Uncertainty (in values of D)	Species
chronopotentiometry	$\sim \pm 25\%$	Zr ⁴⁺ , Br ₂

Equation:

$$D = A \exp[-E/RT] \quad (95.1)$$

precision: in table 95.2 uncertainty: in table 95.1

Table 95.2. Parameters of diffusion equation (95.1), precisions, and references

Species	A x 10 ³ (cm ² s ⁻¹)	E (cal mol ⁻¹)	Temp. range (K)	Precision	References
^a Zr ⁴⁺	0.575	6315	920-1070		210
Br ₂	1.245	3768	1010-1140	$\pm 4\%$	196

No entry in precision column indicates estimates not possible since results were reported as equations only. ^aDiffusing species probably [ZrBr₆]²⁻.

Table 95.3. Diffusion coefficients, D x 10⁵ (cm²s⁻¹), from equations in table 95.2

T (K)	Zr ⁴⁺	Br ₂
920	1.82	
980	2.25	
1040	2.71	20.11
1140		23.59

System 96. KCl-NaI

List of diffusing species investigated in KCl-NaI as solvent



Table 96.1. Diffusion technique, uncertainty, and species

Diffusion technique of recommended study	Uncertainty (in values of D)	Species
capillary	$\sim \pm 10\%$	Na ⁺

DIFFUSION COEFFICIENTS IN MOLTEN SALTS

619

System 96. KCl-NaI (cont'd)

Equation:

$$D = A \exp[-E/RT] \quad (96.1)$$

precision: in table 96.2 Uncertainty: in table 96.1

Table 96.2. Parameters of diffusion equation(96.1), precision, and references

Species	A x 10 ³ (cm ² s ⁻¹)	E (cal mol ⁻¹)	Temp. range (K)	Precision	References
Na ⁺	2.018	6527	930-1110	± 6.1%	193

melt composition : 50 mol% KCl

Table 96.3. Self-diffusion coefficients from equation in table 96.2

50 mol % KCl			
T (K)	D _{Na⁺} x 10 ⁵ (cm ² s ⁻¹)	T (K)	D _{Na⁺} x 10 ⁵ (cm ² s ⁻¹)
930	5.90	1030	8.32
960	6.59	1060	9.10
1010	7.81	1110	10.47
1020	8.06		

System 97. NaCl-K₂TiF₆

List of diffusing species investigated in NaCl-K₂TiF₆ as solvent

Ti⁴⁺

Table 97.1. Diffusion technique, uncertainty, and species

Diffusion technique of recommended study	Uncertainty (in values of D)	Species
chronopotentiometry	~ ± 20%	^a Ti(IV)

Table 97.2. Diffusion coefficient

Species	Melt composition (mol % NaCl)	T (K)	D x 10 ⁵ (cm ² s ⁻¹)	References
^a Ti(IV)	80	1123	0.34	435

^aExact diffusing species uncertain.

System 98. LiF-LiCl-KCl

List of diffusing species investigated in LiF-LiCl-KCl as solvent



Table 98.1. Diffusion technique, uncertainty, and species

Diffusion technique of recommended study	Uncertainty (in values of D)	Species
chronopotentiometry	$\sim \pm 20\%$	$^a\text{Ce(III)}$

Equation:

$$D = A \exp[-E/RT] \quad (98.1)$$

precision: in table 98.2 uncertainty: in table 98.1

Table 98.2. Parameters of diffusion equation (98.1), precision, and references

Species	$A \times 10^3$ ($\text{cm}^2 \text{s}^{-1}$)	E (cal mol^{-1})	Temp. range (K)	Precision	References
$^a\text{Ce(III)}$	1.993	8237	870-1040		436

No entry in precision column indicates estimate not possible since results were reported as equations only. a Exact diffusing species uncertain.

Table 98.3. Diffusion coefficients from equation in table 98.2

T (K)	$D_{\text{Ce(III)}} \times 10^5$	T (K)	$D_{\text{Ce(III)}} \times 10^5$
870	1.70	960	2.66
900	1.99	990	3.03
950	2.54	1040	3.70

Melt contained 5 mol % LiF; diffusing species uncertain.

System 99. NaF-AlF₃-BaCl₂List of diffusing species investigated in NaF-AlF₃-BaCl₂ as solvent

Table 99.1. Diffusion technique, uncertainty, and species

Diffusion technique of recommended study	Uncertainty (in values of D)	Species
chronopotentiometry	$\sim \pm 25\%$	Cu^+

Melt composition : NaF-AlF₃-BaCl₂ (17-23-60 wt %).

DIFFUSION COEFFICIENTS IN MOLTEN SALTS

621

System 99. NaF-AlF₃-BaCl₂ (cont'd)

Table 99.2. Diffusion coefficient

Species	T (K)	D x 10 ⁵ (cm ² s ⁻¹)	References
Cu ⁺	1023	2.8	437

System 100. NaCN-KCN

List of diffusing species investigated in NaCN-KCN as solvent

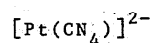


Table 100.1. Diffusion techniques, uncertainties, and species

Diffusion technique of recommended study	Uncertainty (in values of D)	Species
chronopotentiometry & linear sweep voltammetry	~ ± 25%	[Pt(CN) ₄] ²⁻ [438]

Melt composition : 53 wt. % NaCN.

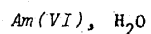
Table 100.2. Diffusion coefficients of [Pt(CN)₄]²⁻

T (K)	D x 10 ⁵ (cm ² s ⁻¹)	
	Chronopotentiometric	Linear sweep voltammetric
783	2.45	1.38 1.59
789	2.23	
800	2.01	1.55
811	2.16	1.72
813	2.27	1.76
817	2.57	2.15
828	3.30	1.90 2.40
833	3.02 3.52	1.88 1.90
835	2.32	
853	2.96	

Experimental values of D; these data do not fit a simple equation.

System 101. NaOH-KOH

List of diffusing species investigated in NaOH-KOH as solvent



The italicized species indicate studies with insufficient data-sets for characterization of temperature-dependence of diffusion coefficients.

System 101. NaOH-KOH (cont'd)

Table 101.1. Diffusion techniques, uncertainties and species

Diffusion technique of recommended study	Uncertainty (in values of D)	Species
chronopotentiometry	$\sim \pm 10\%$	Am(VI)
	$\sim \pm 20\%$	H ₂ O

Equation:

$$D = A \exp[-E/RT] \quad (101.1)$$

precision: in table 101.2 uncertainty: in table 101.1

Table 101.2. Parameters of diffusion equation (101.1), precisions, and references

Species	A x 10 ³ (cm ² s ⁻¹)	E (cal mol ⁻¹)	Temp. range (K)	Precision	References
H ₂ O	71.95	6240	460-530		439

No entry in precision column indicates estimate not possible since results were reported as equations only.

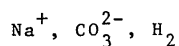
Table 101.3. Diffusion coefficients for H₂O in NaOH-KOH from equation in table 101.2.

T (K)	D x 10 ⁵ (cm ² s ⁻¹)	T (K)	D x 10 ⁵ (cm ² s ⁻¹)
460	7.8	500	13.5
480	10.4	520	17.2
490	11.9	530	19.2

Melt composition : 50 mol % KOH D_{H₂O} values are about 10 x larger than for various ions in molten salts at comparable temperatures.

Table 101.4. Diffusion coefficients for species not included in table 101.3

Species	Melt composition (mol % KOH)	T (K)	D x 10 ⁵ (cm ² s ⁻¹)	References
^a Am(VI)	50	523	$\sim 0.65 \pm 0.20$	440

^aThe diffusing entities of Am(VI) are uncertain; most probably diffusing as AmO₂⁺ or AmO₄²⁻.System 102. Li₂CO₃-Na₂CO₃List of diffusing species investigated in Li₂CO₃-Na₂CO₃ as solvent

DIFFUSION COEFFICIENTS IN MOLTEN SALTS

623

 System 102. $\text{Li}_2\text{CO}_3\text{-Na}_2\text{CO}_3$ (cont'd)

Table 102.1. Diffusion techniques, uncertainties, and species

Diffusion techniques of recommended study	Uncertainty (in values of D)	Species
capillary	$\sim \pm 20\%$	Na^+ , CO_3^{2-}
chronopotentiometry	$\sim \pm 10\%$	H_2
voltammetry (linear sweep)	$\sim \pm 20\%$	H_2

Equation:

$$D = A \exp[-E/RT] \quad (102.1)$$

precision: in table 102.2 uncertainty: in table 102.1

Table 102.2. Parameters of diffusion equation (102.1), precisions, and references

Species	$A \times 10^3$ ($\text{cm}^2 \text{s}^{-1}$)	E (cal mol^{-1})	Temp. range (K)	Precision	References
(a) $\text{Li}_2\text{CO}_3\text{-Na}_2\text{CO}_3$ eutectic					
Na^+	9.81	10,990	850-1130	$\pm 1.3\%$	441
CO_3^{2-}	7.36	11,560	840-1115	$\pm 4.8\%$	441
H_2	6.45	4,346	780-970	$\pm 3\%$	442
(b) $\text{Li}_2\text{CO}_3\text{-Na}_2\text{CO}_3$ (25 mol % Na_2CO_3)					
Na^+	4.42	10,060	1030-1210		218
CO_3^{2-}	3.57	10,920	1030-1210		218
(c) $\text{Li}_2\text{CO}_3\text{-Na}_2\text{CO}_3$ (75 mol % Na_2CO_3)					
Na^+	9.40	11,910	1050-1205		218
CO_3^{2-}	4.26	11,130	1050-1205		218

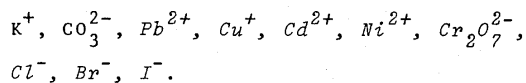
No entry in precision column indicates estimates not possible since results were reported as equations only.

Table 102.3. Diffusion coefficients from equation in table 102.2 in the eutectic melt

T (K)	$D_{\text{H}_2} \times 10^5$ ($\text{cm}^2 \text{s}^{-1}$)	T (K)	$D_{\text{H}_2} \times 10^5$ ($\text{cm}^2 \text{s}^{-1}$)
780	39.1	880	53.7
800	41.9	900	56.8
820	44.8	920	59.8
840	47.7	940	63.0
860	50.7	960	66.1
870	52.2	970	67.6

System 102. $\text{Li}_2\text{CO}_3\text{-Na}_2\text{CO}_3$ (cont'd)Table 102.4. Self-diffusion coefficients^a from equations in table 102.2

T (K)	Eutectic melt		25 mol % Na_2CO_3		75 mol % Na_2CO_3	
	Na^+	CO_3^{2-}	Na^+	CO_3^{2-}	Na^+	CO_3^{2-}
840		0.723				
890	1.96	1.066				
950	2.91	1.612				
1010	4.11	2.319				
1070	5.58	3.203	3.90	2.10	3.47	2.27
1130	7.34		5.01	2.76	4.67	3.00
1190			6.28	3.52	6.10	3.85
1210			6.73	3.80	6.63	4.16

(a) $D \times 10^5$ (cm^2s^{-1})System 103. $\text{Li}_2\text{CO}_3\text{-K}_2\text{CO}_3$ List of diffusing species investigated in $\text{Li}_2\text{CO}_3\text{-K}_2\text{CO}_3$ as solvent

The italicized species indicate studies with insufficient data-sets for temperature-dependence characterization of diffusion coefficients. For these species: see table 103.4.

Table 103.1. Diffusion techniques, uncertainties, and species

Diffusion technique of recommended study	Uncertainty (in values of D)	Species
capillary	$\sim \pm 20\%$	$\text{K}^+, \text{CO}_3^{2-}$
chronopotentiometry	$\sim \pm 10\%$	$\text{Pb}^{2+}, \text{Cu}^+, \text{Cd}^{2+},$ $\text{Ni}^{2+}, \text{Cr}_2\text{O}_7^{2-}, \text{Cl}^-,$ Br^-, I^-

Equation:

$$D = A \exp[-E/RT] \quad (103.1)$$

precision: in table 103.2 uncertainty: in table 103.1

Table 103.2. Parameters of diffusion equation (103.1), precision, and references

Species	$A \times 10^3$ (cm^2s^{-1})	E (cal mol^{-1})	Temp. range (K)	Precision	References
K^+	7.26	11,490	890-1130	$\pm 3.5\%$	441
CO_3^{2-}	7.94	11,860	850-1135	$\pm 3.5\%$	441

DIFFUSION COEFFICIENTS IN MOLTEN SALTS

System 103. Li_2CO_3 - K_2CO_3 (cont'd)

Table 103.3. Self-diffusion coefficients from equations in table 103.2

T	$D_{\text{K}^+} \times 10^5$ ($\text{cm}^2 \text{s}^{-1}$)	$D_{\text{CO}_3^{2-}} \times 10^5$ ($\text{cm}^2 \text{s}^{-1}$)	T	$D_{\text{K}^+} \times 10^5$ ($\text{cm}^2 \text{s}^{-1}$)	$D_{\text{CO}_3^{2-}} \times 10^5$ ($\text{cm}^2 \text{s}^{-1}$)
850		0.71	1010	2.37	2.15
890	1.09	0.97	1070	3.27	3.00
950	1.65	1.48	1130	4.35	4.03
980	1.99	1.80			

Table 103.4. Diffusion coefficients for species not included in table 103.3

Species	T (K)	$D \times 10^5$ ($\text{cm}^2 \text{s}^{-1}$)	References
Pb^{2+}	913	2.74	443
Cu^+	913	4.89	443
Cd^{2+}	913	2.71	443
Ni^{2+}	913	3.78	443
$\text{Cr}_2\text{O}_7^{2-}$	913	4.12	443
Cl^-	913	0.089	443
Br^-	913	0.081	443
I^-	913	0.071	443

System 104. Na_2CO_3 - K_2CO_3

List of diffusing species investigated in Na_2CO_3 - K_2CO_3 as solvent

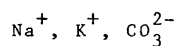


Table 104.1. Diffusion techniques, uncertainties, and species

Diffusion technique of recommended study	Uncertainty (in values of D)	Species
capillary	$\sim \pm 20\%$	$\text{Na}^+, \text{K}^+, \text{CO}_3^{2-}$

Equation:

$$D = A \exp[-E/RT] \quad (104.1)$$

precision: in table 104.2

uncertainty: in table 104.1

G. J. JANZ AND N. P. BANSAL

System 104. $\text{Na}_2\text{CO}_3\text{-K}_2\text{CO}_3$ (cont'd)

Table 104.2. Parameters of diffusion equation (104.1), precisions, and references

Species	$A \times 10^3$ ($\text{cm}^2 \text{s}^{-1}$)	E (cal mol^{-1})	Temp. range (K)	Precision	References
K^+	7.61	11,840	1065-1240	$\pm 1.5\%$	441
Na^+	8.18	11,820	1080-1240	$\pm 3.1\%$	441
CO_3^{2-}	2.71	11,030	1030-1190	$\pm 2.4\%$	441

Table 104.3. Self-diffusion coefficients, $D \times 10^5$ ($\text{cm}^2 \text{s}^{-1}$), from equations in table 104.2

T (K)	Na^+	K^+	CO_3^{2-}
1030			1.24
1080	3.32	3.06	1.59
1140	4.43	4.09	2.08
1190	5.52	5.09	2.55
1240	6.75	6.23	

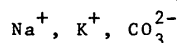
System 105. $\text{Li}_2\text{CO}_3\text{-Na}_2\text{CO}_3\text{-K}_2\text{CO}_3$ List of diffusing species investigated in $\text{Li}_2\text{CO}_3\text{-Na}_2\text{CO}_3\text{-K}_2\text{CO}_3$ as solvent

Table 105.1. Diffusion techniques, uncertainties, and species

Diffusion technique of recommended study	Uncertainty (in values of D)	Species
capillary	$\sim \pm 20\%$	$\text{Na}^+, \text{K}^+, \text{CO}_3^{2-}$

Equation:

$$D = A \exp[-E/RT] \quad (105.1)$$

precision: in table 105.2 uncertainty: in table 105.1

Table 105.2. Parameters of diffusion equation (105.1), precisions, and references

Species	$A \times 10^3$ ($\text{cm}^2 \text{s}^{-1}$)	E (cal mol^{-1})	Temp. range (K)	Precision	References
Na^+	8.06	11,035	830-1040	$\pm 3.6\%$	52
K^+	9.73	11,880	885-1115	$\pm 1\%$	52
CO_3^{2-}	1.58	10,070	690-1130	$\pm 6\%$	52

DIFFUSION COEFFICIENTS IN MOLTEN SALTS

System 105. $\text{Li}_2\text{CO}_3\text{-Na}_2\text{CO}_3\text{-K}_2\text{CO}_3$ (cont'd)

Table 105.3. Self-diffusion coefficients, $D \times 10^5$ (cm^2s^{-1}), from equations in table 105.2

T (K)	Na^+	K^+	CO_3^{2-}
690			0.102
770			0.219
850	1.17		0.407
930	2.06	1.57	0.679
1010	3.30	2.61	1.046
1080		3.84	1.448
1120		4.67	1.712
1130			1.782

System 106. $\text{LiNO}_3\text{-NaNO}_3$

List of diffusing species investigated in $\text{LiNO}_3\text{-NaNO}_3$ as solvent

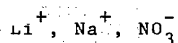


Table 106.1. Diffusion techniques, uncertainties, and species

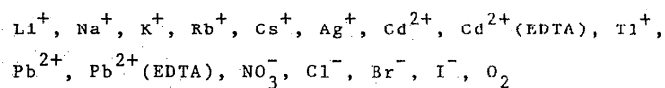
Diffusion technique of recommended study	Uncertainty (in values of D)	Species
capillary	$\sim \pm 10\%$	$\text{Li}^+, \text{Na}^+, \text{NO}_3^-$

Table 106.2. Self-diffusion coefficients

Species	Melt composition (mol % NaNO_3)	T (K)	$D \times 10^5$ (cm^2s^{-1})	References
Li^+	20	623.5	2.64	444
	53	626.0	2.61	444
Na^+	20	623.5	2.45	444
	53	626.0	2.41	444
NO_3^-	20	623.5	1.21	444
		623.0	1.29	444
		626.0	1.31	444

System 107. $\text{LiNO}_3\text{-KNO}_3$

List of diffusing species investigated in $\text{LiNO}_3\text{-KNO}_3$ as solvent



System 107. $\text{LiNO}_3\text{-KNO}_3$ (cont'd)

Table 107.1. Diffusion techniques, uncertainties, and species

Diffusion technique of recommended study	Uncertainty (in values of D)	Species
capillary	$\sim \pm 10\%$	K^+ , Li^+ , Na^+ , NO_3^-
chronopotentiometry	$\sim \pm 10\%$	Ag^+ , Br^- , Cl^- , I^-
dc polarography	$\sim \pm 20\%$	Cd^{2+} , Pb^{2+}
wave-front shearing interferometry	$\sim \pm 10\%$	K^+ , Rb^+ , Cs^+ , Tl^+
oscillographic polarography	$\sim \pm 20\%$	O_2

Equation:

$$D = A \exp[-E/RT] \quad (107.1)$$

precision: in table 107.2

uncertainty: in table 107.1

Table 107.2.1. Parameters of diffusion equation (107.1), precisions, and references

Species	$A \times 10^3$ ($\text{cm}^2 \text{s}^{-1}$)	E (cal mol^{-1})	Temp. range (K)	Precision	References
(a) $\text{LiNO}_3\text{-KNO}_3$ (4 mol % LiNO_3)					
Li^+	1.072	4884	600-660	$\pm 3\%$	445
Na^+	1.107	5054	600-660	$\pm 2\%$	445
K^+	1.007	5159	600-660	$\pm 1\%$	445
NO_3^-	insufficient data for temp.-dependence parameters				444
(b) $\text{LiNO}_3\text{-KNO}_3$ (20 mol % LiNO_3)					
Ag^+	0.591	4107	560-630	$\pm 2\%$	447
(c) $\text{LiNO}_3\text{-KNO}_3$ (25 mol % LiNO_3)					
Li^+	1.020	4754	550-620	$\pm 1\%$	445
Na^+	1.424	5239	550-620	$\pm 1\%$	445
K^+	1.516	5552	550-620	$\pm 1\%$	444
Rb^+	0.78	4804	530-660	$\pm 3\%$	37
Cs^+	0.54	4780	540-670	$\pm 4\%$	37
Tl^+	0.70	4780	540-650	$\pm 3\%$	37
NO_3^-	insufficient data for temp.-dependence parameters				
(d) $\text{LiNO}_3\text{-KNO}_3$ (34 mol % LiNO_3)					
Li^+	1.415	5135	470-625	$\pm 1\%$	445
Na^+	1.340	5151	470-625	$\pm 3\%$	445
K^+	1.395	5415	470-625	$\pm 2\%$	444, 445
NO_3^-	1.077	5349	550-620	$\pm 1\%$	444
(e) $\text{LiNO}_3\text{-KNO}_3$ (38.6 mol % LiNO_3)					
Cd^{2+}	35.056	8820	430-480	$\pm 4\%$	446
Cd^{2+} (EDTA)	6.604	8773	430-480	$\pm 2\%$	446

DIFFUSION COEFFICIENTS IN MOLTEN SALTS

629

 System 107. $\text{LiNO}_3\text{-KNO}_3$ (cont'd)

Table 107.2.2. Parameters of diffusion equation (107.1), precisions, precisions, and references

Species	$A \times 10^3$ ($\text{cm}^2 \text{s}^{-1}$)	E (cal mol^{-1})	Temp. range (K)	Precision	References
(f) $\text{LiNO}_3\text{-KNO}_3$ (40 mol % LiNO_3)					
Ag^+	0.508	3837	530-630	$\pm 3\%$	447
(g) $\text{LiNO}_3\text{-KNO}_3$ (41.2 mol % LiNO_3)					
O_2	0.834	4992	430-580	$\pm 2\%$	448
(h) $\text{LiNO}_3\text{-KNO}_3$ (43 mol % LiNO_3)					
Ag^+	1.891	5226	420-500	$\pm 3\%$	514
Cl^-	2.726	6235	420-520	$\pm 3\%$	514
Br^-	8.770	7589	420-520	$\pm 6\%$	514
I^-	12.294	7821	420-520	$\pm 4\%$	514
(i) $\text{LiNO}_3\text{-KNO}_3$ (50 mol % LiNO_3)					
Li^+	1.168	4792	550-620	$\pm 1\%$	445
Na^+	1.387	5076	550-620	$\pm 1\%$	445
K^+	1.722	5576	550-620	$\pm 1\%$	444
NO_3^-	insufficient data for temp.-dependence parameters				444
(j) $\text{LiNO}_3\text{-KNO}_3$ (51 mol % LiNO_3)					
K^+	2.11	5641	530-660	$\pm 2\%$	37
Rb^+	0.31	3489	540-660	$\pm 3\%$	37
Cs^+	0.40	4230	530-640	$\pm 4\%$	37
Tl^+	0.72	4708	540-650	$\pm 3\%$	37
(k) $\text{LiNO}_3\text{-KNO}_3$ (60 mol % LiNO_3)					
Ag^+	0.821	4410	530-630	$\pm 2\%$	447
(l) $\text{LiNO}_3\text{-KNO}_3$ (75 mol % LiNO_3)					
Li^+	1.367	4903	550-620	$\pm 1\%$	445
Na^+	1.654	5222	550-620	$\pm 1\%$	445
K^+	1.269	5182	550-620	$\pm 1\%$	445
Rb^+	0.69	4469	550-650	$\pm 3\%$	37
Cs^+	1.12	5473	570-650	$\pm 4\%$	37
Tl^+	1.66	5593	550-670	$\pm 3\%$	37
(m) $\text{LiNO}_3\text{-KNO}_3$ (80 mol % LiNO_3)					
Ag^+	2.098	5636	530-630	$\pm 6\%$	447
(n) $\text{LiNO}_3\text{-KNO}_3$ (99 mol % LiNO_3)					
Li^+	1.332	4826	535-625	$\pm 2\%$	445
Na^+	1.236	4835	535-625	$\pm 2\%$	445
K^+	1.176	5082	535-625	$\pm 2\%$	445
NO_3^-	1.523	6044	550-625	$\pm 1\%$	444

System 107. $\text{LiNO}_3\text{-KNO}_3$ (cont'd)Table 107.3.1. Diffusion coefficients in $\text{LiNO}_3\text{-KNO}_3$ (4 mol % LiNO_3)
from equations in table 107.2

T (K)	$D \times 10^5 \text{ (cm}^2 \text{ s}^{-1}\text{)}$			
	Li^+ (a)	Na^+	K^+ (a)	NO_3^- (a)
600	1.78	1.60	1.33	1.35 (b)
620	2.03	1.83	1.53	
640	2.30	2.08	1.74	
660	2.59	2.35	1.97	

^aSelf-diffusion coefficients^bBased on sole data point at 623 KTable 107.3.2. Diffusion coefficients in $\text{LiNO}_3\text{-KNO}_3$ (20 mol % LiNO_3)
from equations in table 107.2

T (K)	$D_{\text{Ag}^+} \times 10^5 \text{ (cm}^2 \text{ s}^{-1}\text{)}$	T (K)	$D_{\text{Ag}^+} \times 10^5 \text{ (cm}^2 \text{ s}^{-1}\text{)}$
560	1.47	600	1.89
570	1.57	610	2.00
580	1.67	620	2.11
590	1.78	630	2.22

Table 107.3.3. Diffusion coefficients in $\text{LiNO}_3\text{-KNO}_3$ (25 mol % LiNO_3),
from equations in table 107.2.

T (K)	$D \times 10^5 \text{ (cm}^2 \text{ s}^{-1}\text{)}$						
	Li^+ (a)	Na^+	K^+ (a)	Rb^+	Cs^+	Tl^+	NO_3^- (a)
530				0.825			1.41 (b)
570	1.53	1.40	1.13	1.12	0.79	1.03	
600	1.89	1.76	1.44	1.39	0.98	1.27	
620	2.15	2.03	1.67	1.58	1.12	1.45	
640				1.79	1.26	1.63	
660				2.00	1.41		
670					1.49		

^aSelf-diffusion coefficients^bBased on sole data point at 624 KTable 107.3.4. Diffusion coefficients in $\text{LiNO}_3\text{-KNO}_3$ (34 mol % LiNO_3),
from equations in table 107.2

T (K)	$D \times 10^5 \text{ (cm}^2 \text{ s}^{-1}\text{)}$			
	Li^+ (a)	Na^+	K^+ (a)	NO_3^- (a)
480	0.65	0.60	0.48	0.88
560	1.40	1.31	1.07	
600	1.91	1.78	1.49	
625	2.26	2.12	1.78	

^a Self-diffusion coefficients

DIFFUSION COEFFICIENTS IN MOLTEN SALTS

631

System 107. $\text{LiNO}_3\text{-KNO}_3$ (cont'd)

Table 107.3.5. Diffusion coefficients in $\text{LiNO}_3\text{-KNO}_3$ (38.6 mol % LiNO_3),
from equations in table 107.2

T (K)	$D \times 10^5 \text{ (cm}^2\text{s}^{-1}\text{)}$			
	Cd^{2+}	$\text{Cd}^{2+}(\text{EDTA})$	Pb^{2+}	$\text{Pb}^{2+}(\text{EDTA})$
430	0.12	0.02		
440	0.15	0.03	0.25 ^a	0.04 ^a
470	0.28	0.05		
480	0.34	0.07		

^aBased on sole data point at 443 K [446]

Table 107.3.6. Diffusion coefficients in $\text{LiNO}_3\text{-KNO}_3$ (40 mol % LiNO_3)
from equations in table 107.2

T (K)	$D_{\text{Ag}^+} \times 10^5 \text{ (cm}^2\text{s}^{-1}\text{)}$	T (K)	$D_{\text{Ag}^+} \times 10^5 \text{ (cm}^2\text{s}^{-1}\text{)}$
530	1.33	590	1.93
550	1.52	610	2.14
570	1.72	630	2.37
580	1.82		

Table 107.3.7. Diffusion coefficients in $\text{LiNO}_3\text{-KNO}_3$ (41.2 mol % LiNO_3)
from equation in table 107.2

T (K)	$D_{\text{O}_2} \times 10^5 \text{ (cm}^2\text{s}^{-1}\text{)}$	T (K)	$D_{\text{O}_2} \times 10^5 \text{ (cm}^2\text{s}^{-1}\text{)}$
430	0.242	510	0.605
450	0.314	530	0.729
470	0.398	550	0.866
490	0.495	570	1.02
500	0.549	580	1.10

Table 107.3.8. Diffusion coefficients in $\text{LiNO}_3\text{-KNO}_3$ (43 mol % LiNO_3)
from equations in table 107.2

T (K)	$D \times 10^5 \text{ (cm}^2\text{s}^{-1}\text{)}$			
	Ag^+	Cl^-	Br^-	I^-
420	0.36	0.16	0.10	0.10
450	0.55	0.26	0.18	0.20
480	0.79	0.40	0.31	0.34
510	1.09	0.58	0.49	
520	1.20	0.65	0.57	

System 107. $\text{LiNO}_3\text{-KNO}_3$ (cont'd)Table 107.3.9. Diffusion coefficients in $\text{LiNO}_3\text{-KNO}_3$ (50 mol % LiNO_3) from equations in table 107.2

T (K)	$D \times 10^5 \text{ (cm}^2\text{s}^{-1}\text{)}$			
	Li^+ (a)	Na^+	K^+ (a)	NO_3^- (a)
550	1.46	1.33	1.05	
570	1.70	1.57	1.25	
600	2.10	1.96	1.60	
620	2.39	2.25	1.86	1.33 (b)

^aSelf-diffusion coefficients^bBased on 2 data points at 617 and 623 K, respectively.Table 107.3.10. Diffusion coefficients in $\text{LiNO}_3\text{-KNO}_3$ (51 mol % LiNO_3) from equations in table 107.2

T (K)	$D \times 10^5 \text{ (cm}^2\text{s}^{-1}\text{)}$			
	K^+	Rb^+	Cs^+	Tl^+
530	1.00		0.72	
560	1.33	1.35	0.89	1.05
590	1.72	1.58	1.08	1.30
620	2.17	1.83	1.29	1.58
660	2.86	2.17		

Table 107.3.11. Diffusion coefficients in $\text{LiNO}_3\text{-KNO}_3$ (60 mol % LiNO_3) from equations in table 107.2

T (K)	$D_{\text{Ag}^+} \times 10^5 \text{ (cm}^2\text{s}^{-1}\text{)}$	T (K)	$D_{\text{Ag}^+} \times 10^5 \text{ (cm}^2\text{s}^{-1}\text{)}$
530	1.25	590	1.91
550	1.45	610	2.16
570	1.67	630	2.42
580	1.79		

Table 107.3.12. Diffusion coefficients in $\text{LiNO}_3\text{-KNO}_3$ (75 mol % LiNO_3) from equations in table 107.2

T (K)	$D \times 10^5 \text{ (cm}^2\text{s}^{-1}\text{)}$					
	Li^+ (a)	Na^+	K^+ (a)	Rb^+	Cs^+	Tl^+
550	1.54	1.39	1.11	1.16		0.99
580	1.94	1.78	1.41	1.43	0.97	1.30
610	2.39	2.23	1.76	1.73	1.23	1.65
640				2.06	1.52	2.04
670						2.49

^aSelf-diffusion coefficients.

DIFFUSION COEFFICIENTS IN MOLTEN SALT

633

System 107. $\text{LiNO}_3\text{-KNO}_3$ (cont'd)

Table 107.3.13. Diffusion coefficients in $\text{LiNO}_3\text{-KNO}_3$ (80 mol % LiNO_3) from equations in table 107.2

T (K)	$D_{\text{Ag}^+} \times 10^5$ ($\text{cm}^2 \text{s}^{-1}$)	T (K)	$D_{\text{Ag}^+} \times 10^5$ ($\text{cm}^2 \text{s}^{-1}$)
530	0.99	590	1.71
550	1.21	610	2.01
570	1.45	630	2.2
580	1.58		

Table 107.3.14. Diffusion coefficients in $\text{LiNO}_3\text{-KNO}_3$ (99 mol % LiNO_3) from equations in table 107.2

(K)	$D \times 10^5$ ($\text{cm}^2 \text{s}^{-1}$)			
	Li^+ (a)	Na^+	K^+ (a)	NO_3^- (a)
535	1.42	1.31	0.99	
560	1.74	1.60	1.22	0.67
590	2.17	2.00	1.54	0.88
625	2.73	2.52	1.96	1.17

^aSelf-diffusion coefficient

System 108. $\text{LiNO}_3\text{-CsNO}_3$

List of diffusing species investigated in $\text{LiNO}_3\text{-CsNO}_3$ as solvent

Ag^+

Table 108.1 Diffusion technique, uncertainty, and species

Diffusion technique of recommended study	Uncertainty (in values of D)	Species
chronopotentiometry	$\sim \pm 10\%$	Ag^+

Equation:

$$D = A \exp[-E/RT] \quad (108.1)$$

precision: in table 108.2 uncertainty: in table 108.1

System 108. $\text{LiNO}_3\text{-CsNO}_3$ (cont'd)

Table 108.2. Parameters of diffusion equation (108.1), precisions and references

Species	$A \times 10^3$ ($\text{cm}^2 \text{s}^{-1}$)	E (cal mol^{-1})	Temp. range (K)	Precision	References
(a) $\text{LiNO}_3\text{-CsNO}_3$ (20 mol % CsNO_3)					
Ag^+	0.824	4301	530-630	$\pm 2.4\%$	449
(b) $\text{LiNO}_3\text{-CsNO}_3$ (40 mol % CsNO_3)					
Ag^+	0.832	4755	530-630	$\pm 3.8\%$	449
(c) $\text{LiNO}_3\text{-CsNO}_3$ (60 mol % CsNO_3)					
Ag^+	2.303	6211	530-630	$\pm 5\%$	449
(d) $\text{LiNO}_3\text{-CsNO}_3$ (80 mol % CsNO_3)					
Ag^+	5.044	7312	610-650	$\pm 1.7\%$	449

Table 108.3. Diffusion coefficients, $D \times 10^5$ ($\text{cm}^2 \text{s}^{-1}$), from equations in table 108.2

T (K)	20 mol % CsNO_3	40 mol % CsNO_3	60 mol % CsNO_3	80 mol % CsNO_3
	Ag^+	Ag^+	Ag^+	Ag^+
530	1.39	0.91	0.63	
560	1.73	1.16	0.87	
590	2.10	1.44	1.15	
620	2.51	1.75	1.49	1.33
650				1.75

System 109. $\text{LiNO}_3\text{-AgNO}_3$ List of diffusing species investigated in $\text{LiNO}_3\text{-AgNO}_3$ as solvent

Equation: $D = A \exp[-E/RT]$ (109.1)

precision: in table 109.2 uncertainty: in table 109.1

Table 109.1 Diffusion technique, uncertainty, and species

Diffusion technique of recommended study	Uncertainty (in values of D)	Species
capillary	$\sim \pm 10\%$	Ag^+

DIFFUSION COEFFICIENTS IN MOLTEN SALTS

635

System 109. $\text{LiNO}_3\text{-AgNO}_3$ (cont'd)

Table 109.2. Parameters of diffusion equation (109.1), precisions, and references

Species	$A \times 10^3$ ($\text{cm}^2 \text{s}^{-1}$)	E (cal mol^{-1})	Temp. range (K)	Precision	References
(a) $\text{AgNO}_3\text{-LiNO}_3$ (25 mol % LiNO_3)					
Ag^+	0.267	3177	500-620	$\pm 0.6\%$	48
(b) $\text{AgNO}_3\text{-LiNO}_3$ (50 mol % LiNO_3)					
Ag^+	0.702	4547	560-600	$\pm 1.2\%$	48
(c) $\text{AgNO}_3\text{-LiNO}_3$ (75 mol % LiNO_3)					
Ag^+	1.313	5047	560-620	$\pm 0.9\%$	48

Table 109.3. Self-diffusion coefficients, $D \times 10^5$ ($\text{cm}^2 \text{s}^{-1}$) from equations in table 109.2

T (K)	25 mol % LiNO_3	50 mol % LiNO_3	75 mol % LiNO_3
	Ag^+	Ag^+	Ag^+
500	1.09		
530	1.31		
560	1.54	1.10	1.30
590	1.78	1.45	1.77
620	2.03		2.18

System 110. $\text{NaNO}_3\text{-KNO}_3$

List of diffusing species investigated in $\text{NaNO}_3\text{-KNO}_3$ as solvent

Na^+ , K^+ , Li^+ , Tl^+ , Pb^{2+} , Ag^+ , Cd^{2+} , Hg_2^{2+} , Hg^{2+} , Ce^{3+} , Pr^{3+} ,
 Nd^{3+} , O_2^- , O_2^{2-} , O^{2-} , OH^- , CO_3^{2-} , $\text{C}_2\text{O}_4^{2-}$, NO_2^- , Cl^- , Br^- , I^- , H_2 ,
 O_2 , CO_2 , H_2O

The italicized species indicate studies with insufficient data-sets for temperature dependence characterization of diffusion coefficients. For these species: see table 110.5.

System 110. NaNO₃-KNO₃ (cont'd)

Table 110.1. Diffusion techniques, uncertainties, and species

Diffusion techniques of recommended study	Uncertainty (in values of D)	Species
capillary	$\sim \pm 15\%$	Li ⁺ , Na ⁺ , K ⁺
chronopotentiometry	$\sim \pm 10\%$	Ag ⁺ , Cd ²⁺ , O ²⁻ , C ₂ O ₄ ²⁻
linear sweep voltammetry	$\sim \pm 20\%$	Tl ⁺ , Pb ²⁺ , Ag ⁺ , Cd ²⁺ , Cl ⁻ , Br ⁻ , OH ⁻
voltammetry (cyclic)	$\sim \pm 20\%$	Hg ²⁺
pulse polarography	$\sim \pm 20\%$	Cl ⁻ , Br ⁻ , I ⁻
rotating disc electrode	$\sim \pm 20\%$	I ⁻ , CO ₃ ²⁻ , CO ₂ , O ₂ , O ₂ ²⁻ , H ₂ , O ₂ , H ₂ O, Hg ₂ ²⁺
paper electrophoresis	$\sim \pm 15\%$	Na ⁺ , K ⁺

Equation:

$$D = A \exp[-E/RT] \quad (110.1)$$

precision: in table 110.2

uncertainty: in table 110.1

Table 110.2. Parameters of diffusion equation (110.1), precisions, and references

Species	A x 10 ³ (cm ² s ⁻¹)	E (cal mol ⁻¹)	Temp. range (K)	Precision	References
(a) NaNO ₃ -KNO ₃ eutectic					
Na ⁺	0.533	4013	550-720	$\pm 3.7\%$	82
K ⁺	1.352	5380	550-720	$\pm 4.8\%$	82
OH ⁻	12.935	8581	510-620	$\pm 0.8\%$	<u>458,460</u>
(b) NaNO ₃ -KNO ₃ (30.3 mol % NaNO ₃)					
Na ⁺	1.323	5220	590-670	$\pm 0.2\%$	95
K ⁺	1.357	5468	590-670	$\pm 0.1\%$	95
(c) NaNO ₃ -KNO ₃ (51.7 mol % NaNO ₃)					
Na ⁺	1.404	5228	590-670	$\pm 0.13\%$	95
K ⁺	1.438	5462	590-670	$\pm 0.35\%$	95
(d) NaNO ₃ -KNO ₃ (79.7 mol % NaNO ₃)					
Na ⁺	1.180	4958	590-670	$\pm 0.65\%$	95
K ⁺	1.425	5401	590-670	$\pm 0.25\%$	95

System 110. NaNO₃-KNO₃ (cont'd)

Table 110.3. Self-diffusion coefficients, $D \times 10^5$ (cm²s⁻¹) from equations in table 110.2

T (K)	Eutectic Melt		30.3 mol % NaNO ₃		56.7 mol % NaNO ₃		79.7 mol % NaNO ₃	
	Na ⁺	K ⁺	Na ⁺	K ⁺	Na ⁺	K ⁺	Na ⁺	K ⁺
550	1.36	0.984						
590	1.74	1.37	1.54	1.28	1.62	1.36	1.72	1.42
670	2.62	2.38	2.62	2.23	2.77	2.38	2.85	2.47
710	3.10	2.98						
720	3.23	3.15						

Table 110.4. Diffusion coefficients in the eutectic melt from equation in table (110.2)

T (K)	$D_{OH^-} \times 10^5$ (cm ² s ⁻¹)	T (K)	$D_{OH^-} \times 10^5$ (cm ² s ⁻¹)
510	0.272	570	0.663
530	0.374	590	0.857
550	0.503	610	1.09
560	0.579	620	1.22

Table 110.5.1. Diffusion coefficients for species not included in table 110.2 to 110.4

Species	Melt composition (mol % NaNO ₃)	T (K)	$D \times 10^5$ (cm ² s ⁻¹)	References
Li ⁺	51.7	522	1.1	231
		619	2.2	
		675	3.2	
Tl ⁺	eutectic	525	1.07	471
Pb ²⁺	eutectic	518	0.40	452, 464, 471
Ag ⁺	eutectic	523	0.40	see: table S-1
		536	0.73	
		553	1.10	
		570	1.30	
		590	1.59	
Ag ⁺	20	588	1.65	108
		613	1.94	
		633	2.14	
Ag ⁺	40	588	1.76	108
		613	2.11	
		633	2.26	
Ag ⁺	45	573	1.68	461
Ag ⁺	60	588	1.83	108
		613	2.14	
		633	2.32	
Ag ⁺	80	588	1.94	108
		613	2.25	
		633	2.47	

System 110. $\text{NaNO}_3\text{-KNO}_3$ (cont'd)

Table 110.5.2. Diffusion coefficients for species not included in table 110.2 to 110.4

Species	Melt composition (mol % NaNO_3)	T (K)	$D \times 10^5$ ($\text{cm}^2 \text{s}^{-1}$)	References
Hg^{2+}	eutectic	523	0.13	454
Ce^{3+}	40	523	19.5^a	<u>457,462</u>
Pr^{3+}	40	523	0.5	<u>457,464</u>
Nd^{3+}	40	523	14.0^a	462
Cl^-	eutectic	518	0.69	423, <u>465</u> ,471,515
Br^-	eutectic	518	0.70	423, <u>465</u> ,471,515
I^-	eutectic	518	0.68	423,459, <u>465</u> ,471,515
O_2^-	eutectic	502	0.48	467
O_2^{2-}	eutectic	502	0.31	467
O^{2-}	eutectic	523	2.24	469
CO_3^{2-}	eutectic	510	0.31	468
$\text{C}_2\text{O}_4^{2-}$	eutectic	523	1.03	469
NO_2^-	eutectic	523	2.75	469
H_2	eutectic	571 513	5.20 7.80	470 472
O_2	eutectic	550	31.0	453
CO_2	eutectic	510	1.9	<u>468</u> ,474
H_2O	eutectic	503	1.9	466
Cd^{2+}	eutectic	523	0.47	452,456, <u>464</u> , <u>471</u>
Cd^{2+}	40	523	2.34^a	457
Cd^{2+}	45	529 598	0.30 0.80	461
Hg_2^{2+}	eutectic	523	0.14	454

^aValues are improbable, possibly by a factor of 20.
For the underlined species the temperature dependence of D was reported in graphical form; see [459,468,471,515].

System 111. $\text{NaNO}_3\text{-RbNO}_3$ List of diffusing species investigated in $\text{NaNO}_3\text{-RbNO}_3$ as solvent Na^+ , Rb^+

DIFFUSION COEFFICIENTS IN MOLTEN SALTS

639

System 111. NaNO₃-RbNO₃(cont'd)

Table 111.1. Diffusion techniques, uncertainties, and species

Diffusion technique of recommended study	Uncertainty (in values of D)	Species
gravimetric porous frit	$\sim \pm 5\%$	Rb ⁺
capillary	$\sim \pm 10\%$	Na ⁺ , Rb ⁺
paper strip ^a	$\sim \pm 20\%$	Na ⁺

^aMelt-containing 2 mol % NaNO₃.

Equation:

$$D = A \exp[-E/RT] \quad (111.1)$$

precision: in table 111.2 uncertainty: in table 111.1

Table 111.2. Parameters of diffusion equation (111.1), precisions, and references

Species	A x 10 ³ (cm ² s ⁻¹)	A x 10 ³ (cal.mol ⁻¹)	Temp. range (K)	Precision	References
(a) NaNO ₃ -RbNO ₃ (2 mol % NaNO ₃)					
Na ⁺	0.586	4343	590-720	$\pm 1.8\%$	87
(b) NaNO ₃ -RbNO ₃ (25 mol % NaNO ₃)					
Na ⁺	0.707	4454	600-700	$\pm 1\%$	<u>100,101</u>
Rb ⁺	0.868	4701	610-720	$\pm 1\%$	100
(c) NaNO ₃ -RbNO ₃ (41 mol % NaNO ₃)					
Rb ⁺	1.686	5532	590-750	$\pm 6.9\%$	100
(d) NaNO ₃ -RbNO ₃ (50 mol % NaNO ₃)					
Na ⁺	0.88	4615	550-710	$\pm 3.8\%$	<u>100,101</u>
(e) NaNO ₃ -RbNO ₃ (75 mol % NaNO ₃)					
Na ⁺	1.048	4768	590-700	$\pm 2\%$	<u>100,101</u>
Rb ⁺	4.470	6801	640-700	$\pm 0.9\%$	100
(f) NaNO ₃ -RbNO ₃ (90 mol % NaNO ₃)					
Rb ⁺	1.346	5355	597-640	$\pm 1\%$	510

Table 111.3. Self-diffusion coefficients, D x 10⁵ (cm²s⁻¹), from equations in table 111.2

NaNO ₃ (mol %)	2%		25%		41%	50%	75%		90%
	T (K)	Na ⁺	Na ⁺	Rb ⁺	Rb ⁺	Na ⁺	Na ⁺	Rb ⁺	Rb ⁺
550						1.29			
590	1.44		1.58		1.51	1.72	1.79		
630	1.82		2.01	2.03	2.03	2.20	2.32		1.868
670	2.24		2.49	2.54	2.64	2.75	2.92	2.70	
710	2.70			3.10	3.34	3.34			
750					4.11				

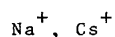
System 112. $\text{NaNO}_3\text{-CsNO}_3$ List of diffusing species investigated in $\text{NaNO}_3\text{-CsNO}_3$ as solvent

Table 112.1. Diffusion technique, uncertainties, and species

Diffusion technique of recommended study	Uncertainty (in values of D)	Species
gravimetric porous frit	$\sim \pm 5\%$	Na^+, Cs^+ [510]
electrophoresis	$\sim \pm 20\%$	Na^+, Cs^+ [103]

Table 112.2. Diffusion coefficients

Species	Melt composition (mol % CsNO_3)	T (K)	$D \times 10^5$ ($\text{cm}^2 \text{s}^{-1}$)	References
Na^+	10	723	3.84	103
	25	723	3.50	103
	50	723	3.18	103
	75	723	2.95	103
	90	723	2.72	103
Cs^+	10	723	3.20	510
	25	723	2.80	103
	50	723	2.57	103
	75	723	2.35	103
	90	723	2.34	103

For 10 mol % CsNO_3 , diffusion was investigated from 598 -725 K. The data are expressed by the equation: $D = 0.794 \times 10^{-3} \exp[-4626/RT] \text{ cm}^2 \text{ s}^{-1}$; precision, $\sim \pm 1\%$; accuracy, $\sim \pm 5\%$. Within the limits of error, no difference in the values of D_{Cs^+} for this composition and that in pure NaNO_3 is observed.

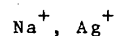
System 113. $\text{NaNO}_3\text{-AgNO}_3$ List of diffusing species investigated in $\text{NaNO}_3\text{-AgNO}_3$ as solvent

Table 113.1. Diffusion technique, uncertainty, and species

Diffusion technique of recommended study	Uncertainty (in values of D)	Species
capillary	$\sim \pm 10\%$	Na^+, Ag^+

Equation: $D = A \exp[-E/RT]$ (113.1)

precision: in table 113.2 uncertainty: in table 113.1

DIFFUSION COEFFICIENTS IN MOLTEN SALTS

641

 System 113. $\text{NaNO}_3\text{-AgNO}_3$ (cont'd)

Table 113.2. Parameters of diffusion equation (113.1), precisions, and references

Species	$A \times 10^3$ (cm^2s^{-1})	E (cal mol^{-1})	Temp. range (K)	Precision	References
(a) $\text{AgNO}_3\text{-NaNO}_3$ (20 mol % NaNO_3)					
Ag^+	<i>insufficient data for temp.-dependence parameters</i>				238
(b) $\text{AgNO}_3\text{-NaNO}_3$ (25 mol % NaNO_3)					
Na^+	0.358	3338	590-640	$\pm 2.1\%$	222
Ag^+	0.825	4351	580-630	$\pm 1.6\%$	222
(c) $\text{AgNO}_3\text{-NaNO}_3$ (40 mol % NaNO_3)					
Na^+	<i>insufficient data for temp.-dependence parameters</i>				238
Ag^+	<i>insufficient data for temp.-dependence parameters</i>				238
(d) $\text{AgNO}_3\text{-NaNO}_3$ (50 mol % NaNO_3)					
Na^+	0.810	4324	570-640	$\pm 2.8\%$	222
Ag^+	0.528	3834	580-650	$\pm 2.1\%$	222
(e) $\text{AgNO}_3\text{-NaNO}_3$ (60 mol % NaNO_3)					
Na^+	<i>insufficient data for temp.-dependence parameters</i>				238
Ag^+	<i>insufficient data for temp.-dependence parameters</i>				238
(f) $\text{AgNO}_3\text{-NaNO}_3$ (75 mol % NaNO_3)					
Na^+	0.609	4023	600-640	$\pm 1.7\%$	222
Ag^+	0.442	3627	580-650	$\pm 4.1\%$	222
(g) $\text{AgNO}_3\text{-NaNO}_3$ (80 mol % NaNO_3)					
Na^+	<i>insufficient data for temp.-dependence parameters</i>				238
Ag^+	2.877	5818	590-630	$\pm 0.2\%$	238

 Table 113.3. Self-diffusion coefficients, $D \times 10^5$ (cm^2s^{-1}), from equations in table 113.2

T (K)	25 mol % NaNO_3		50 mol % NaNO_3		75 mol % NaNO_3		80 mol % NaNO_3
	Na^+	Ag^+	Na^+	Ag^+	Na^+	Ag^+	$\Delta\gamma^+$
570			1.78				
580		1.89	1.90	1.90		1.90	1.85
590	2.08	2.02	2.03	2.01		2.00	2.01
600	2.18	2.15	2.16	2.12	2.09	2.11	2.19
610	2.28	2.28	2.29	2.24	2.20	2.22	2.32
620	2.38	2.41	2.42	2.35	2.33	2.33	2.56
630	2.49	2.55	2.56	2.47	2.45	2.44	2.76
640	2.59		2.70	2.59	2.58	2.55	
650				2.72		2.66	

System 113. $\text{NaNO}_3\text{-AgNO}_3$ (cont'd)

Table 113.4. Diffusion coefficients for melt compositions not included in table 113.3

Species	Melt composition (mol % NaNO_3)	T (K)	$D \times 10^5$ ($\text{cm}^2 \text{s}^{-1}$)	References
Na^+	40	588	1.80	238
	60	588	1.83	238
	80	588	1.82	238
Ag^+	20	588	2.11	238
	40	588	2.06	238
	40	613	2.57	238
	60	588	2.10	238

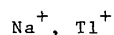
System 114. $\text{NaNO}_3\text{-TlNO}_3$ List of diffusing species investigated in $\text{NaNO}_3\text{-TlNO}_3$ as solvent

Table 114.1. Diffusion techniques, uncertainty, and species

Diffusion technique of recommended study	Uncertainty (in values of D)	Species
capillary	$\sim \pm 10\%$	Na^+, Tl^+
interferometry	$\sim \pm 10\%$	Tl^+
electrophoresis	$\sim \pm 20\%$	Na^+, Tl^+

Equation:

$$D = A \exp[-E/RT] \quad (114.1)$$

precision: in table 114.2 uncertainty: in table 114.1

Table 114.2.1. Parameters of diffusion equation (114.1), precisions, and references

Species	$A \times 10^3$ ($\text{cm}^2 \text{s}^{-1}$)	E (cal mol^{-1})	Temp. range (K)	Precision	References
(a) $\text{TlNO}_3\text{-NaNO}_3$ (5 mol % NaNO_3)					
Na^+	1.342	5058	530-580	$\pm 1.5\%$	475 ^a
(b) $\text{TlNO}_3\text{-NaNO}_3$ (20 mol % NaNO_3)					
Na^+	1.061	4577	490-590	$\pm 1.8\%$	91 ^a
Tl^+	0.678	4296	500-590	$\pm 1.5\%$	91
(c) $\text{TlNO}_3\text{-NaNO}_3$ (25 mol % NaNO_3)					
Na^+	0.914	4734	540-600	$\pm 0.4\%$	475
(d) $\text{TlNO}_3\text{-NaNO}_3$ (30 mol % NaNO_3)					
Tl^+	0.919	4717	540-570	$\pm 1.2\%$	475

(a) 1,electrophoresis; 2,capillary; 3,interferometry.

DIFFUSION COEFFICIENTS IN MOLTEN SALTS

643

 System 114. $\text{NaNO}_3\text{-TlNO}_3$ (cont'd)

Table 114.2.2. Parameters of diffusion equation (114.1), precisions, and references

Species	$A \times 10^3$ ($\text{cm}^2 \text{s}^{-1}$)	E (cal mol^{-1})	Temp. range (K)	Precision	References
(e) $\text{TlNO}_3\text{-NaNO}_3$ (31.6 mol % NaNO_3)					
Tl^+	3.793	6383	520-590	$\pm 3.5\%$	227 ^a
(f) $\text{TlNO}_3\text{-NaNO}_3$ (40 mol % NaNO_3)					
Na^+	<i>insufficient data for temp.-dependence parameters</i>				91
Tl^+	<i>insufficient data for temp.-dependence parameters</i>				91
(g) $\text{TlNO}_3\text{-NaNO}_3$ (44 mol % NaNO_3)					
Na^+	<i>insufficient information for temp.-dependence parameters</i>				91
(h) $\text{TlNO}_3\text{-NaNO}_3$ (50 mol % NaNO_3)					
Na^+	0.808	4717	540-600	$\pm 1.3\%$	475
Tl^+	2.277	5750	540-600	$\pm 7.4\%$	475
(i) $\text{TlNO}_3\text{-NaNO}_3$ (51.5 mol % NaNO_3)					
Tl^+	0.829	4775	550-640	$\pm 2.8\%$	227
(j) $\text{TlNO}_3\text{-NaNO}_3$ (70 mol % NaNO_3)					
Tl^+	3.336	6356	560-600	$\pm 2.5\%$	475
(k) $\text{TlNO}_3\text{-NaNO}_3$ (73 mol % NaNO_3)					
Na^+	<i>insufficient data for temp.-dependence parameters</i>				91
Tl^+	<i>insufficient data for temp.-dependence parameters</i>				91
(l) $\text{TlNO}_3\text{-NaNO}_3$ (73.8 mol % NaNO_3)					
Tl^+	1.188	5206	550-590	$\pm 1.8\%$	227
(m) $\text{TlNO}_3\text{-NaNO}_3$ (75 mol % NaNO_3)					
Na^+	1.325	5146	590-660	$\pm 5.1\%$	475
(n) $\text{TlNO}_3\text{-NaNO}_3$ (88.8 mol % NaNO_3)					
Tl^+	3.597	6575	570-630	$\pm 4.7\%$	227
(o) $\text{TlNO}_3\text{-NaNO}_3$ (90 mol % NaNO_3)					
Tl^+	0.801	4752	590-640	$\pm 2.6\%$	475

^a[1], electrophoresis; [2], capillary; [3], interferometry.

System 114. $\text{NaNO}_3\text{-TlNO}_3$ (cont'd)Table 114.3.1. Self-diffusion coefficients, $D \times 10^5 (\text{cm}^2\text{s}^{-1})$,
from equations in table 114.2

T (K)	5 mol % NaNO_3	20 mol % NaNO_3		25 mol % NaNO_3	30 mol % NaNO_3	31.6 mol % NaNO_3	50 mol % NaNO_3	
	Na^+	Na^+	Tl^+	Na^+	Tl^+	Tl^+	Na^+	Tl^+
490		0.97						
520		1.27	1.06			0.79		
550	1.31	1.61	1.33	1.20	1.23	1.10	1.08	1.18
600				1.73			1.55	1.83

Table 114.3.2. Self-diffusion coefficients, $D \times 10^5 (\text{cm}^2\text{s}^{-1})$,
from equations in table 114.2

T (K)	51.5 mol % NaNO_3	70 mol % NaNO_3	73.8 mol % NaNO_3	75 mol % NaNO_3	88.8 mol % NaNO_3	90 mol % NaNO_3
	Tl^+	Tl^+	Tl^+	Na^+	Tl^+	Tl^+
550	1.05		1.02			
580	1.32	1.34	1.30		1.20	
610	1.61			1.90	1.59	1.59
660				2.62		

Table 114.4. Diffusion coefficients for melt compositions not included
in table 114.3

Species	Melt composition (mol % NaNO_3)	T (K)	$D \times 10^5$ (cm^2s^{-1})	References
Na^+	40	589	2.07	91
	44	589	2.03	91
	73	589	2.02	91
Tl^+	40	589	1.81	91
	73	589	1.85	91

System 115. $\text{KNO}_3\text{-CsNO}_3$ List of diffusing species investigated in $\text{KNO}_3\text{-CsNO}_3$ as solvent Ag^+ , Cs^+

Table 115.1. Diffusion technique, uncertainty, and species

Diffusion technique of recommended study	Uncertainty (in values of D)	Species
gravimetric porous frit chronopotentiometry	$\sim \pm 5\%$ $\sim \pm 10\%$	Cs^+ Ag^+

DIFFUSION COEFFICIENTS IN MOLTEN SALTS

645

System 115. $\text{KNO}_3\text{-CsNO}_3$ (cont'd)

Equation:

$$D = A \exp[-E/RT] \quad (115.1)$$

precision: in table 115.2 uncertainty: in table 115.1

Table 115.2. Parameters of diffusion equation (115.1), precisions, and references

Species	$A \times 10^3$ ($\text{cm}^2 \text{s}^{-1}$)	E (cal mol^{-1})	Temp. range (K)	Precision	References
(a) $\text{KNO}_3\text{-CsNO}_3$ (20 mol % KNO_3)					
Ag^+	<i>insufficient data for temp.-dependence parameters</i>				449
(b) $\text{KNO}_3\text{-CsNO}_3$ (40 mol % KNO_3)					
Ag^+	1.26	5373	590-630	$\pm 2.5\%$	449
(c) $\text{KNO}_3\text{-CsNO}_3$ (60 mol % KNO_3)					
Ag^+	0.535	4267	590-630	$\pm 2.5\%$	449
(d) $\text{KNO}_3\text{-CsNO}_3$ (80 mol % KNO_3)					
Ag^+	1.016	4921	590-630	$\pm 1.4\%$	449
(e) $\text{KNO}_3\text{-CsNO}_3$ (90 mol % KNO_3)					
Cs^+	0.942	5166	621 - 739	$\sim \pm 15\%$	510

Table 115.3. Diffusion coefficients, $D \times 10^5$ ($\text{cm}^2 \text{s}^{-1}$), from equations in table 115.2

T (K)	40 mol % KNO_3	60 mol % KNO_3	80 mol % KNO_3	90 mol % KNO_3
	Ag^+	Ag^+	Ag^+	Cs^+
590	1.29	1.40	1.53	
610	1.50	1.58	1.75	
630	1.72	1.77	1.99	
650				1.724
730				2.673

Table 115.4. Diffusion coefficients for composition not included in table 115.3

Species	Melt composition (mol % KNO_3)	T (K)	$D \times 10^5$ ($\text{cm}^2 \text{s}^{-1}$)	References
Ag^+	20	633	1.64	449
	20	653	1.94	449

System 116. $\text{KNO}_3\text{-AgNO}_3$ List of diffusing species investigated in $\text{KNO}_3\text{-AgNO}_3$ as solvent K^+ , Ag^+

Table 116.1. Diffusion techniques, uncertainties, and species

Diffusion technique of recommended study	Uncertainty (in values of D)	Species
capillary	$\sim \pm 10\%$	K^+ , Ag^+
porous frit ^a	$\sim \pm 20\%$	Ag^+

^aFor melts containing 35, and 39 mol % KNO_3 .

Equation:

$$D = A \exp[-E/RT] \quad (116.1)$$

precision: in table 116.2 uncertainty: in table 116.1

Table 116.2. Parameters of diffusion equation (116.1), precisions, and references

Species	$A \times 10^3$ ($\text{cm}^2 \text{s}^{-1}$)	E (cal mol^{-1})	Temp. range (K)	Precision	References
(a) $\text{AgNO}_3\text{-KNO}_3$ (25 mol % KNO_3)					
K^+	1.391	5151	590-640	$\pm 1.9\%$	222
Ag^+	1.075	4721	560-630	$\pm 3.4\%$	222
(b) $\text{AgNO}_3\text{-KNO}_3$ (35 mol % KNO_3)					
Ag^+	<i>insufficient data for temp.-dependence parameters</i>				75
(c) $\text{AgNO}_3\text{-KNO}_3$ (39 mol % KNO_3)					
Ag^+	0.169	2885	460-510	$\pm 5.9\%$	75
(d) $\text{AgNO}_3\text{-KNO}_3$ (50 mol % KNO_3)					
K^+	1.566	5480	560-640	$\pm 3.4\%$	222
Ag^+	2.139	5761	560-650	$\pm 6.6\%$	222
(e) $\text{AgNO}_3\text{-KNO}_3$ (75 mol % KNO_3)					
K^+	1.927	5851	590-640	$\pm 1.5\%$	222
Ag^+	2.691	6309	600-640	$\pm 1.0\%$	222

Table 116.3. Self-diffusion coefficients, $D \times 10^5$ ($\text{cm}^2 \text{s}^{-1}$), from equations in table 116.2.

T (K)	25 mol % KNO_3		39 mol % KNO_3	50 mol % KNO_3		75 mol % KNO_3	
	K^+	Ag^+	Ag^+	K^+	Ag^+	K^+	Ag^+
460			0.72				
500			0.93				
570		1.66		1.23	1.32		
610	1.98	2.19		1.70	1.85	1.54	1.48
650	2.58				2.47		

DIFFUSION COEFFICIENTS IN MOLTEN SALTS

647

System 116. $\text{KNO}_3\text{-AgNO}_3$ (cont'd)

Table 116.4. Diffusion coefficients for melt composition not included in table 116.3

Species	Melt composition (mol % KNO_3)	T (K)	$D \times 10^5$ ($\text{cm}^2 \text{s}^{-1}$)	References
Ag^+	35	451	0.63	75
		598	0.88	

System 117. $\text{KNO}_3\text{-TlNO}_3$

List of diffusing species investigated in $\text{KNO}_3\text{-TlNO}_3$ as solvent

K^+, Tl^+

Table 117.1. Diffusion technique, uncertainty, and species

Diffusion technique of recommended study	Uncertainty (in values of D)	Species
capillary	$\sim \pm 10\%$	K^+, Tl^+

Equation:

$$D = A \exp[-E/RT]$$

precision: in table 117.2

uncertainty: in table 117.1

Table 117.2. Parameters of diffusion equation (117.1), precisions, and references

Species	$A \times 10^3$ ($\text{cm}^2 \text{s}^{-1}$)	E (cal mol^{-1})	Temp. range (K)	Precision	References
(a) $\text{TlNO}_3\text{-KNO}_3$ (25 mol % KNO_3)					
K^+	2.247	5726	530-630	$\pm 2.9\%$	476
Tl^+	4.067	6336	530-600	$\pm 3.0\%$	476
(b) $\text{TlNO}_3\text{-KNO}_3$ (50 mol % KNO_3)					
K^+	1.142	5053	550-630	$\pm 1.1\%$	476
Tl^+	1.628	5425	550-630	$\pm 1.8\%$	476
(c) $\text{TlNO}_3\text{-KNO}_3$ (75 mol % KNO_3)					
K^+	1.410	5488	590-650	$\pm 1.7\%$	476
Tl^+	1.844	5748	590-650	$\pm 1.8\%$	476
(d) $\text{TlNO}_3\text{-KNO}_3$ (90 mol % KNO_3)					
Tl^+	1.214	5402	610-690	$\pm 1.7\%$	476

System 117. $\text{KNO}_3\text{-TlNO}_3$ (cont'd)Table 117.3. Self-diffusion coefficients, $D \times 10^5$ (cm^2s^{-1}), from equations in table 117.2

T (K)	25 mol % KNO_3		50 mol % KNO_3		75 mol % KNO_3		90 mol % KNO_3
	K^+	Tl^+	K^+	Tl^+	K^+	Tl^+	Tl^+
530		0.99					
560	1.31	1.37	1.22	1.25			
590	1.70	1.83	1.54	1.59	1.31	1.37	
620	2.16		1.89	1.99	1.64	1.74	1.51
650					2.01	2.15	1.85
680							2.23
690							2.36

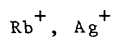
System 118. $\text{RbNO}_3\text{-AgNO}_3$ List of diffusing species investigated in $\text{RbNO}_3\text{-AgNO}_3$ as solvent

Table 118.1 Diffusion technique, uncertainty, and species

Diffusion technique of recommended study	Uncertainty (in values of D)	Species
capillary	$\sim \pm 10\%$	Rb^+, Ag^+

Equation:

$$D = A \exp[-E/RT] \quad (118.1)$$

precision: in table 118.2 uncertainty: in table 118.1

Table 118.2. Parameters of diffusion equation (118.1), precisions, and references

Species	$A \times 10^3$ (cm^2s^{-1})	E (cal mol^{-1})	Temp. range (K)	Precision	References
(a) $\text{AgNO}_3\text{-RbNO}_3$ (25 mol % RbNO_3)					
Rb^+	1.186	4978	560-660	$\pm 2.4\%$	48
Ag^+	0.523	3928	540-600	$\pm 4.3\%$	48
(b) $\text{AgNO}_3\text{-RbNO}_3$ (50 mol % RbNO_3)					
Rb^+	1.04	5011	550-620	$\pm 4.4\%$	48
Ag^+	0.969	4957	590-630	$\pm 0.6\%$	48
(c) $\text{AgNO}_3\text{-RbNO}_3$ (75 mol % RbNO_3)					
Rb^+	1.389	5634	580-640	$\pm 3.1\%$	48
Ag^+	0.923	5007	580-620	$\pm 2.2\%$	48

DIFFUSION COEFFICIENTS IN MOLTEN SALTS

649

System 118. $\text{RbNO}_3\text{-AgNO}_3$ (cont'd)

Table 118.3. Self-diffusion coefficients, $D \times 10^5$ (cm^2s^{-1}), from equations in table 118.2

T (K)	25 mol % RbNO_3		50 mol % RbNO_3		75 mol % RbNO_3	
	Rb^+	Ag^+	Rb^+	Ag^+	Rb^+	Ag^+
540		1.34				
570	1.46	1.63	1.25			
600	1.82	1.94	1.55	1.51	1.23	1.38
630	2.22			1.85	1.54	
660	2.66					

System 119. $\text{RbNO}_3\text{-TlNO}_3$

List of diffusing species investigated in $\text{RbNO}_3\text{-TlNO}_3$ as solvent

Rb^+ , Tl^+

Table 119.1. Diffusion technique, uncertainty, and species

Diffusion technique of recommended study	Uncertainty (in values of D)	Species
capillary	$\sim \pm 10\%$	Rb^+ , Tl^+

Equation:

$$D = A \exp[-E/RT] \quad (119.1)$$

precision: in table 119.2 uncertainty: in table 119.1

Table 119.2.1. Parameters of diffusion equation (119.1), precisions, and references

Species	$A \times 10^3$ (cm^2s^{-1})	E (cal mol^{-1})	Temp. range (K)	Precision	References
(a) $\text{TlNO}_3\text{-RbNO}_3$ (5 mol % RbNO_3)					
Rb^+	0.574	4046	540-620	$\pm 2.0\%$	475
(b) $\text{TlNO}_3\text{-RbNO}_3$ (25 mol % RbNO_3)					
Rb^+	0.640	4281	540-650	$\pm 0.3\%$	475
Tl^+	2.171	5764	520-620	$\pm 2.6\%$	475
(c) $\text{TlNO}_3\text{-RbNO}_3$ (50 mol % RbNO_3)					
Rb^+	1.749	5575	560-620	$\pm 1.0\%$	475
Tl^+	1.904	5703	540-630	$\pm 2.5\%$	475

System 119. $\text{RbNO}_3\text{-TlNO}_3$ (cont'd)

Table 119.2.2. Parameters of diffusion equation (119.1), precisions, and references

Species	$A \times 10^3$ ($\text{cm}^2 \text{s}^{-1}$)	E (cal mol^{-1})	Temp. range (K)	Precision	References
(d) $\text{TlNO}_3\text{-RbNO}_3$ (75 mol % RbNO_3)					
Rb^+	2.307	6011	600-630	$\pm 1.7\%$	475
Tl^+	2.321	6051	550-630	$\pm 3.0\%$	475
(e) $\text{TlNO}_3\text{-RbNO}_3$ (95 mol % RbNO_3)					
Tl^+	2.421	6220	590-650	$\pm 1.0\%$	475

Table 119.3. Self-diffusion coefficients, $D \times 10^5$ ($\text{cm}^2 \text{s}^{-1}$) from equations in table 119.2

T (K)	5 mol % RbNO_3	25 mol % RbNO_3		50 mol % RbNO_3		75 mol % RbNO_3		95 mol % RbNO_3
	Rb^+	Rb^+	Tl^+	Rb^+	Tl^+	Rb^+	Tl^+	Tl^+
520			0.82					
550	1.42	1.27	1.11	1.07	1.03		0.91	
580	1.72	1.56	1.46	1.39	1.35		1.22	
610	2.04	1.87	1.87	1.76	1.72	1.62	1.58	1.43
640				2.18				1.82
650				2.33				1.96

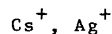
System 120. $\text{CsNO}_3\text{-AgNO}_3$ List of diffusing species investigated in $\text{CsNO}_3\text{-AgNO}_3$ as solvent

Table 120.1. Diffusion technique, uncertainty, and species

Diffusion technique of recommended study	Uncertainty (in values of D)	Species
capillary	$\sim \pm 10\%$	Cs^+, Ag^+

Equation:

$$D = A \exp[-E/RT] \quad (120.1)$$

precision: in table 120.2

uncertainty: in table 120.1

DIFFUSION COEFFICIENTS IN MOLTEN SALTS

651

System 120. CsNO₃-AgNO₃ (cont'd)

Table 120.2. Parameters of diffusion equation (120.1), precisions, and references

Species	A x 10 ³ (cm ² s ⁻¹)	E (cal mol ⁻¹)	Temp. range (K)	Precision	References
(a) AgNO ₃ -CsNO ₃ (25 mol % CsNO ₃)					
Cs ⁺	4.422	6607	530-630	± 2.5%	48
Ag ⁺	0.739	4464	500-600	± 6.9%	48
(b) AgNO ₃ -CsNO ₃ (50 mol % CsNO ₃)					
Cs ⁺	3.199	6625	510-610	± 5.7%	48
Ag ⁺	1.148	5200	550-620	± 1.4%	48
(c) AgNO ₃ -CsNO ₃ (75 mol % CsNO ₃)					
Cs ⁺	1.848	5978	610-670	± 1.4%	48
Ag ⁺	3.088	6707	620-680	± 1.2%	48

Table 120.3. Self-diffusion coefficients, D x 10⁵ (cm²s⁻¹), from equations in table 120.2

T (K)	25 mol % CsNO ₃		50 mol % CsNO ₃		75 mol % CsNO ₃	
	Cs ⁺	Ag ⁺	Cs ⁺	Ag ⁺	Cs ⁺	Ag ⁺
500		0.83				
540	0.94	1.15	0.67			
580	1.43	1.54	1.02	1.26		
620	2.07			1.69	1.44	1.34
680						2.16

System 121. CsNO₃-TlNO₃

List of diffusing species investigated in CsNO₃-TlNO₃ as solvent

Cs⁺, Tl⁺

Table 121.1. Diffusion technique, uncertainty, and species

Diffusion technique	Uncertainty (in values of D)	Species
capillary	~ ± 10%	Cs ⁺ , Tl ⁺

Equation:

$$D = A \exp[-E/RT] \quad (121.1)$$

precision: in table 121.2 uncertainty: in table 121.1

Table 121.2. Parameters of diffusion equation (121.1), precisions, and references

Species	A x 10 ³ (cm ² s ⁻¹)	E (cal mol ⁻¹)	Temp. range (K)	Precision	References
(a) TlNO ₃ -CsNO ₃ (10 mol % CsNO ₃)					
Cs ⁺	1.973	5593	520-590	± 5.4%	476
(b) TlNO ₃ -CsNO ₃ (25 mol % CsNO ₃)					
Cs ⁺	3.779	6398	540-620	± 4.8%	476
Tl ⁺	2.912	6177	540-640	± 6.3%	476
(c) TlNO ₃ -CsNO ₃ (50 mol % CsNO ₃)					
Cs ⁺	6.604	7642	600-640	± 2.5%	476
Tl ⁺	2.849	6584	590-630	± 4.0%	476
(d) TlNO ₃ -CsNO ₃ (75 mol % CsNO ₃)					
Cs ⁺	5.337	7634	630-690	± 3.5%	476
Tl ⁺	1.603	5959	630-700	± 2.6%	476
(e) TlNO ₃ -CsNO ₃ (90 mol % CsNO ₃)					
Tl ⁺	1.075	5416	680-780	±2.2%	476

Table 121.3. Self-diffusion coefficients, D x 10⁵(cm²s⁻¹) from equations in table 121.2

T (K)	10 mol % CsNO ₃	25 mol % CsNO ₃		50 mol % CsNO ₃		75 mol % CsNO ₃		90 mol % CsNO ₃
	Cs ⁺	Cs ⁺	Tl ⁺	Cs ⁺	Tl ⁺	Cs ⁺	Tl ⁺	Tl ⁺
520	0.88							
550	1.18	1.09	1.02					
580	1.54	1.47	1.37					
610		1.93	1.78	1.21	1.25			
640			2.27	1.63		1.32	1.48	
670						1.73	1.83	
700							2.21	2.19
730								2.57
780								3.27

DIFFUSION COEFFICIENTS IN MOLTEN SALTS

System 122. $\text{NaNO}_3\text{-Ba(NO}_3)_2$

List of diffusing species investigated in $\text{NaNO}_3\text{-Ba(NO}_3)_2$ as solvent

Na^+, Ag^+

Table 122.1. Diffusion techniques, uncertainties, and species

Diffusion technique of recommended study	Uncertainty (in values of D)	Species
capillary	$\sim \pm 10\%$	Na^+
chronopotentiometry	$\sim \pm 10\%$	Ag^+

Equation:

$$D = A \exp[-E/RT] \quad (122.1)$$

precision: in table 122.2 uncertainty: in table 122.1

Table 122.2. Parameters of diffusion equation (122.1), precisions, and references

Species	$A \times 10^3$ ($\text{cm}^2 \text{s}^{-1}$)	E (cal mol^{-1})	Temp. range (K)	Precision	References
(a) $\text{NaNO}_3\text{-Ba(NO}_3)_2$ (80 mol % NaNO_3)					
Na^+	0.758	5298	700-780	$\pm 6.3\%$	100
(b) $\text{NaNO}_3\text{-Ba(NO}_3)_2$ (90 mol % NaNO_3)					
Na^+	0.868	4791	620-720	$\pm 4.5\%$	100
(c) $\text{NaNO}_3\text{-Ba(NO}_3)_2$ (94 mol % NaNO_3)					
Na^+	0.668	4110	600-720	$\pm 2.2\%$	100
Ag^+	0.663	4150	590-690	$\pm 1.2\%$	477, 478

Table 122.3. Self-diffusion coefficients, $D \times 10^5$ ($\text{cm}^2 \text{s}^{-1}$), from equations in table 122.2

T (K)	80 mol % NaNO_3	90 mol % NaNO_3	90 mol % NaNO_3
	Na^+	Na^+	Na^+
600			2.13
630		1.89	2.51
660		2.25	2.91
690		2.64	3.33
720	1.87	3.05	3.78
750	2.17		
780	2.49		

System 122. $\text{NaNO}_3\text{-Ba(NO}_3)_2$ (cont'd)

Table 122.4. Diffusion coefficients from equation in table 122.2

T (K)	$D_{\text{Ag}^+} \times 10^5$ ($\text{cm}^2 \text{s}^{-1}$)	T (K)	$D_{\text{Ag}^+} \times 10^5$ ($\text{cm}^2 \text{s}^{-1}$)
590	1.93	650	2.67
610	2.16	670	2.94
630	2.41	690	3.22
640	2.54		

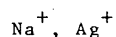
System 123. $\text{NaNO}_3\text{-Sr(NO}_3)_2$ List of diffusing species investigated in $\text{NaNO}_3\text{-Sr(NO}_3)_2$ as solvent

Table 123.1. Diffusion techniques, uncertainties, and species

Diffusion technique of recommended study	Uncertainty (in values of D)	Species
capillary	$\sim \pm 10\%$	Na^+
chronopotentiometry	$\sim \pm 10\%$	Ag^+

Equation:

$$D = A \exp[-E/RT] \quad (123.1)$$

precision: in table 123.2 uncertainty: in table 123.1

Table 123.2. Parameters of diffusion equation (123.1), precisions, and references

Species	$A \times 10^3$ ($\text{cm}^2 \text{s}^{-1}$)	E (cal mol^{-1})	Temp. range (K)	Precision	References
(a) $\text{NaNO}_3\text{-Sr(NO}_3)_2$ (78 mol % NaNO_3)					
Na^+	0.380	4200	700-740	$\pm 1.4\%$	100
(b) $\text{NaNO}_3\text{-Sr(NO}_3)_2$ (85 mol % NaNO_3)					
Na^+	0.262	3229	630-720	$\pm 3.9\%$	100
(c) $\text{NaNO}_3\text{-Sr(NO}_3)_2$ (93 mol % NaNO_3)					
Na^+	0.780	4307	620-710	$\pm 2.3\%$	100
(d) $\text{NaNO}_3\text{-Sr(NO}_3)_2$ (94 mol % NaNO_3)					
Ag^+	1.239	4818	590-680	$\pm 2.3\%$	477

DIFFUSION COEFFICIENTS IN MOLTEN SALTS

655

System 123. $\text{NaNO}_3\text{-Sr}(\text{NO}_3)_2$

Table 123.3. Self-diffusion coefficients, $D \times 10^5$ (cm^2s^{-1}), from equations in table 123.2

T (K)	78 mol % NaNO_3	85 mol % NaNO_3	93 mol % NaNO_3
	Na^+	Na^+	Na^+
620			2.37
650		2.17	2.78
680		2.42	3.22
710	1.94	2.66	3.68
740	2.18		

Table 123.4. Diffusion coefficients, $D \times 10^5$ (cm^2s^{-1}) from equation in table 123.2

T (K)	94 mol % NaNO_3	T (K)	94 mol % NaNO_3
	Ag^+		Ag^+
590	2.04	640	2.81
610	2.33	660	3.15
630	2.64	680	3.51

System 124. $\text{NaNO}_3\text{-Ca}(\text{NO}_3)_2$

List of diffusing species investigated in $\text{NaNO}_3\text{-Ca}(\text{NO}_3)_2$ as solvent

Ag^+

Table 124.1. Diffusion technique, uncertainty, and species

Diffusion technique of recommended study	Uncertainty (in values of D)	Species
chronopotentiometry	$\sim \pm 10\%$	Ag^+

Equation:

$$D = A \exp[-E/RT] \quad (124.1)$$

precision: in table 124.2 uncertainty: in table 124.1

Table 124.2. Parameters of diffusion equation (124.1), precision, and references

Species	$A \times 10^3$ (cm^2s^{-1})	E (cal mol^{-1})	Temp. range (K)	Precision	References
Ag^+	0.676	4248	570-670	$\pm 3.4\%$	477

System 124. $\text{NaNO}_3\text{-Ca(NO}_3)_2$ (cont'd)

Table 124.3. Diffusion coefficients from equation in table 124.2

T (K)	$D_{\text{Ag}^+} \times 10^5$ ($\text{cm}^2 \text{s}^{-1}$)	T (K)	$D_{\text{Ag}^+} \times 10^5$ ($\text{cm}^2 \text{s}^{-1}$)
570	1.59	630	2.27
590	1.80	650	2.52
610	2.03	670	2.78
620	2.15		

Melt composition: 94 mol % NaNO_3 System 125. $\text{KNO}_3\text{-Ba(NO}_3)_2$ List of diffusing species investigated in $\text{KNO}_3\text{-Ba(NO}_3)_2$ as solvent

Table 125.1. Diffusion technique, uncertainty, and species

Diffusion technique of recommended study	Uncertainty (in values of D)	Species
chronopotentiometry	$\sim \pm 10\%$	Ag^+

Equation:

$$D = A \exp[-E/RT] \quad (125.1)$$

precision: in table 125.2 uncertainty: in table 125.1

Table 125.2. Parameters of diffusion equation (125.1), precisions, and references

Species	$A \times 10^3$ ($\text{cm}^2 \text{s}^{-1}$)	E (cal mol^{-1})	Temp. range (K)	Precision	References
(a) $\text{KNO}_3\text{-Ba(NO}_3)_2$ (80 mol % KNO_3)					
Ag^+	1.43	5856	630-690		479
(b) $\text{KNO}_3\text{-Ba(NO}_3)_2$ (87.6 mol % KNO_3)					
Ag^+	0.913	4734	580-700		516
(c) $\text{KNO}_3\text{-Ba(NO}_3)_2$ (90 mol % KNO_3)					
Ag^+	1.9	5998	580-680		479

No entry in precision column indicates estimates not possible, since results were reported as equations only.

DIFFUSION COEFFICIENTS IN MOLTEN SALTS

657

System 125. $\text{KNO}_3\text{-Ba}(\text{NO}_3)_2$ (cont'd)

Table 125.3. Diffusion coefficients, $D \times 10^5$ (cm^2s^{-1}), from equations in table 125.2

T (K)	80 mol % KNO_3	87.6 mol % KNO_3	90 mol % KNO_3
	Ag^+	Ag^+	Ag^+
580		1.50	1.04
610		1.84	1.35
640	1.43	2.21	1.70
670	1.76	2.61	2.10
700		3.04	

System 126. $\text{KNO}_3\text{-Sr}(\text{NO}_3)_2$

List of diffusing species investigated in $\text{KNO}_3\text{-Sr}(\text{NO}_3)_2$ as solvent

Ag^+

Table 126.1. Diffusion technique, uncertainty, and species

Diffusion technique of recommended study	Uncertainty (in values of D)	Species
chronopotentiometry	$\sim \pm 20\%$	Ag^+

Equation:

$$D = A \exp[-E/RT] \quad (126.1)$$

precision: in table 126.2 uncertainty: in table 126.1

Table 126.2. Parameters of diffusion equation (126.1), precisions, and references

Species	$A \times 10^3$ (cm^2s^{-1})	E (cal mol^{-1})	Temp. range (K)	Precision	References
(a) $\text{KNO}_3\text{-Sr}(\text{NO}_3)_2$ (80 mol % KNO_3)					
Ag^+	0.41	4348	600-680		479
(b) $\text{KNO}_3\text{-Sr}(\text{NO}_3)_2$ (90 mol % KNO_3)					
Ag^+	0.90	5015	580-690		479

No entry in precision column indicates estimates not possible, since results were reported as equations only.

System 126. $\text{KNO}_3\text{-Sr}(\text{NO}_3)_2$ (cont'd)Table 126.3. Diffusion coefficients, $D \times 10^5$ (cm^2s^{-1}), from equations in table 126.2

T (K)	80 mol % KNO_3	90 mol % KNO_3
	Ag^+	Ag^+
580		1.16
610	1.13	1.44
640	1.34	1.74
690		2.32

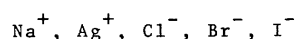
System 127. $\text{KNO}_3\text{-Ca}(\text{NO}_3)_2$ List of diffusing species investigated in $\text{KNO}_3\text{-Ca}(\text{NO}_3)_2$ as solvent

Table 127.1. Diffusion techniques, uncertainties, and species

Diffusion technique of recommended study	Uncertainty (in values of D)	Species
capillary	$\sim \pm 20\%$	Na^+ [480]
chronopotentiometry	$\sim \pm 10\%$	$\text{Ag}^+, \text{Cl}^-, \text{Br}^-$ [106,481]
chronopotentiometry	$\sim \pm 20\%$	Ag^+ [482]
chronopotentiometry	$\sim \pm 10\%$	I^- [514]

Equations:

$$D = A \exp[-E/RT] \quad (127.1)$$

$$D = B \exp[-k/T-T_0] \quad (127.2)$$

$$D = CT^{1/2} \exp[-k/T-T_0] \quad (127.3)$$

precision: in table 127.2 uncertainty: in table 127.1

Table 127.2.1. Parameters of diffusion equations (127.1) to (127.3), precisions, and references

Species	$A \times 10^3$ (cm^2s^{-1})	$B \times 10^6$ (cm^2s^{-1})	$C \times 10^6$ ($\text{cm}^2\text{s}^{-1}\text{K}^{-1/2}$)	E (cal mol^{-1})	k (K)	T_0 (K)	Temp. range (K)	References
(a) $\text{KNO}_3\text{-Ca}(\text{NO}_3)_2$ (60 mol % KNO_3) Ag^+								482
	equation in [482] for temperature dependence of D_{Ag^+} is incorrect							
(b) $\text{KNO}_3\text{-Ca}(\text{NO}_3)_2$ (61.9 mol % KNO_3) Na^+							430-570	480
	data reported in graphical form							
I			2.780		779.6	300	470-490	514

Precision not reported; results were reported as equations or graphs only.

System 127. $\text{KNO}_3\text{-Ca}(\text{NO}_3)_2$ (cont'd)

Table 127.2.2. Parameters of diffusion equations (127.1) to (127.3), precisions, and references

Species	$A \times 10^3$ ($\text{cm}^2 \text{s}^{-1}$)	$B \times 10^6$ ($\text{cm}^2 \text{s}^{-1}$)	$C \times 10^6$ ($\text{cm}^2 \text{s}^{-1} \text{K}^{-1/2}$)	E (cal mol^{-1})	k (K)	T_0 (K)	Temp. range (K)	References
(c) $\text{KNO}_3\text{-Ca}(\text{NO}_3)_2$ (62 mol % KNO_3)								
Ag^+			3.50		670.0	316	400-560	481
Cl^-			3.20		715.0	316	400-530	481
Br^-			3.20		735.0	316	390-560	481
(d) $\text{KNO}_3\text{-Ca}(\text{NO}_3)_2$ (70 mol % KNO_3)								
Ag^+	equation in [482] for temperature dependence of D_{Ag^+} is incorrect							
(e) $\text{KNO}_3\text{-Ca}(\text{NO}_3)_2$ (80 mol % KNO_3)								
Ag^+	1.03			5454			490-620	482
(f) $\text{KNO}_3\text{-Ca}(\text{NO}_3)_2$ (90 mol % KNO_3)								
Ag^+	0.53			4529			580-660	482

Precision not reported; results were reported as equations or graphs only.

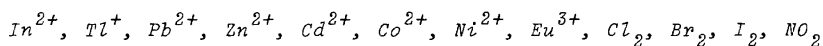
Table 127.3.1. Diffusion coefficients, $D \times 10^5 (\text{cm}^2 \text{s}^{-1})$, from equations in table 127.2

T (K)	KNO_3 (mol %)		T (K)	KNO_3 (mol %)	
	61.9	80		80	90
	I^-	Ag^+		Ag^+	Ag^+
470	0.0616		580	0.91	1.04
490	0.1020	0.38	610	1.14	1.26
530		0.58	640		1.51
570		0.83	660		1.68

D_{Ag^+} at 573 K: (60 mol% KNO_3), 0.54×10^{-5} ; (70 mol% KNO_3), $0.73 \times 10^{-5} \text{ cm}^2 \text{s}^{-1}$.

Table 127.3.2. Diffusion coefficients, $D \times 10^5 (\text{cm}^2 \text{s}^{-1})$, from equations in table 127.2

T (K)	62 mol% KNO_3			T (K)	62 mol% KNO_3		
	Ag^+	Cl^-	Br^-		Ag^+	Cl^-	Br^-
390			0.00031	480	0.129	0.0896	0.0793
410	0.00568	0.00322	0.00260	500	0.205	0.147	0.132
430	0.0203	0.0125	0.0105	520	0.299	0.219	0.199
450	0.0500	0.0327	0.0282	540	0.408		0.279
460	0.0715	0.0479	0.0417	550	0.468		0.324
470	0.0978	0.0668	0.0587	560	0.532		0.372

System 128. $\text{LiNO}_3\text{-NaNO}_3\text{-KNO}_3$ List of diffusing species investigated in $\text{LiNO}_3\text{-NaNO}_3\text{-KNO}_3$ as solvent

The italicized species indicate studies with insufficient data-sets for characterization of temperature dependence of diffusion coefficients.

Table 128.1. Diffusion techniques, uncertainties and species

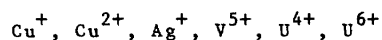
Diffusion techniques of recommended study	Uncertainty (in values of D)	Species
polarography	$\sim \pm 20\%$	Pb^{2+} , Zn^{2+} , Cd^{2+} , Co^{2+} , Ni^{2+}
oscillographic polarography	$\sim \pm 20\%$	Tl^+ , Pb^{2+} , Zn^{2+} , Cd^{2+} , Ni^{2+} , Eu^{3+}
rotating disc electrode	$\sim \pm 20\%$	Tl^+ , Cl_2 , Br_2 , I_2 , NO_2
square wave polarography	$\sim \pm 20\%$	In^{2+}

Table 128.2. Diffusion coefficients

Species	T (K)	$D \times 10^5$ (cm^2s^{-1})	References
In^{2+}	429	0.05	487
Tl^+	423	8.4 (a)	<u>457</u> , <u>471</u> , 487, 517
Pb^{2+}	423	0.087	see: table S-1
Zn^{2+}	433	0.15	<u>471</u> , <u>483</u> , <u>484</u> , 517
Cd^{2+}	422	0.10	<u>471</u> , <u>483</u> , <u>484</u> , 517
Co^{2+}	421	0.08	484
Ni^{2+}	416	0.035	<u>471</u> , <u>483</u> , <u>484</u> , 517
Eu^{3+}	433	0.044	471, <u>486</u>
Cl_2	423	5.8	485
Br_2	423	5.1	485
I_2	423	4.2	<u>457</u> , <u>485</u>
NO_2	423	7.0	457

^aValue appears improbably high.

For the underlined species, the temperature dependence of D reported in graphical form; see [486, 517].

System 129. $\text{NaPO}_3\text{-KPO}_3$ List of diffusing species investigated in $\text{NaPO}_3\text{-KPO}_3$ as solvent

DIFFUSION COEFFICIENTS IN MOLTEN SALTS

System 129. NaPO₃-KPO₃ (cont'd)

Table 129.1. Diffusion techniques, uncertainties, and species

Diffusion technique	Uncertainty (in values of D)	Species
chronopotentiometry	$\sim \pm 20\%$	Cu ⁺ , Cu ²⁺ , Ag ⁺ , V ⁵⁺ , U ⁴⁺ , U ⁶⁺

Table 129.2. Diffusion coefficients

Species	Melt composition (mole % NaPO ₃)	T (K)	D x 10 ⁵ (cm ² s ⁻¹)	References
Cu ⁺	50	973	0.70	488
Cu ²⁺	50	973	0.046	488
Ag ⁺	50	973	1.09	488
V ⁵⁺	50	973	0.169	488
U ⁴⁺	50	973	0.0032	488
U ⁶⁺	50	973	0.0126	488

System 130. Li₂SO₄-K₂SO₄

List of diffusing species investigated in Li₂SO₄-K₂SO₄ as solvent

In³⁺, *Pb²⁺*, *Bi³⁺*, *Cu⁺*, *Cu²⁺*, *Ag⁺*, *Zn²⁺*, *Cd²⁺*, *Fe²⁺*, *Fe³⁺*, *Co²⁺*, *Ni²⁺*

The italicized species indicate studies with insufficient data-sets for characterization of temperature dependence of diffusion coefficients.

Table 130.1. Diffusion techniques, uncertainties, and species

Diffusion technique of recommended study	Uncertainty (in values of D)	Species
chronopotentiometry	$\sim \pm 10\%$	<i>In³⁺</i> , <i>Pb²⁺</i> , <i>Bi³⁺</i> , <i>Cu⁺</i> , <i>Cu²⁺</i> , <i>Ag⁺</i> , <i>Zn²⁺</i> , <i>Cd²⁺</i> , <i>Fe²⁺</i> , <i>Co²⁺</i> , <i>Ni²⁺</i>

Table 130.2.1. Diffusion coefficients

Species	Melt composition (mol % Li ₂ SO ₄)	T (K)	D x 10 ⁵ (cm ² s ⁻¹)	References
<i>In³⁺</i>	86.38	873	0.05	490
<i>Pb²⁺</i>	86.38	873	0.79	490
<i>Bi³⁺</i>	86.38	873	0.16	490
<i>Cu⁺</i>	86.38	873	1.58	490
	80	898	2.00	491
<i>Cu²⁺</i>	86.38	873	0.28	490

System 130. $\text{Li}_2\text{SO}_4\text{-K}_2\text{SO}_4$ (cont'd)

Table 130.2.2. Diffusion coefficients

Species	Melt composition (mol % Li_2SO_4)	T (K)	$D \times 10^5$ (cm^2s^{-1})	References
Ag^+	86.38	873	2.07	<u>489,490</u>
Zn^{2+}	86.38	873	0.42	490
Cd^{2+}	86.38	873	0.46	490
Fe^{2+}	86.38	873	0.39	492
Fe^{3+}	86.38	873	0.145	492
<u>Co^{2+}</u>	86.38	873	0.25	<u>490,493</u>
Ni^{2+}	86.38	873	0.33	490

For the underlined species the temperature dependence of D reported in graphical form in the range 873-990 K; see [493].

System 131. $\text{Li}_2\text{SO}_4\text{-Na}_2\text{SO}_4\text{-K}_2\text{SO}_4$

List of diffusing species investigated in $\text{Li}_2\text{SO}_4\text{-Na}_2\text{SO}_4\text{-K}_2\text{SO}_4$ as solvent
 Co^{2+} , SO_3

The italicized species indicate studies with insufficient data-sets for characterization of temperature dependence of diffusion coefficients.

Table 131.1. Diffusion techniques, uncertainties, and species

Diffusion technique of recommended study	Uncertainty (in values of D)	Species
chronopotentiometry	$\sim \pm 10\%$	Co^{2+}
	$\sim \pm 20\%$	SO_3

Table 131.2. Diffusion coefficients

Species	T (K)	$D \times 10^5$ (cm^2s^{-1})	References
<u>Co^{2+}</u>	893	0.38 (a)	493
SO_3	873	0.6	494

For the underlined species the temperature dependence of D reported in graphical form in the range 893-983 K; see [493].

^aMelt composition: $\text{Li}_2\text{SO}_4\text{-Na}_2\text{SO}_4\text{-K}_2\text{SO}_4$ (78-8.5-13.5 mol %).

DIFFUSION COEFFICIENTS IN MOLTEN SALTS

663

System 132. $\text{NH}_4\text{NO}_3\text{-H}_2\text{O}$

List of diffusing species investigated in $\text{NH}_4\text{NO}_3\text{-H}_2\text{O}$ as solvent

Cd^{2+}

Table 132.1. Diffusion technique, uncertainty, and species

Diffusion technique of recommended study	Uncertainty (in values of D)	Species
dc polarography	$\sim \pm 10\%$	Cd^{2+}

Table 132.2. Diffusion coefficients

Species	Melt composition	T (K)	$D \times 10^5$ (cm^2s^{-1})	References
Cd^{2+}	$\text{NH}_4\text{NO}_3 \cdot 2\text{H}_2\text{O}$	323	0.615	256
Cd^{2+}	$\text{NH}_4\text{NO}_3 \cdot 4\text{H}_2\text{O}$	323	1.506	256

System 133. $\text{KNO}_3\text{-Ca}(\text{NO}_3)_2 \cdot 4\text{H}_2\text{O}$

List of diffusing species investigated in $\text{Ca}(\text{NO}_3)_2 \cdot 4\text{H}_2\text{O-KNO}_3$ as solvent

Cd^{2+} , Ni^{2+}

The italicized species indicate study with insufficient data-sets for characterization of temperature dependence of diffusion coefficients. For these species: see table 133.4.

Table 133.1. Diffusion technique, uncertainty, and species

Diffusion technique of recommended study	Uncertainty (in values of D)	Species
dc polarography	$\sim \pm 20\%$	Cd^{2+} , Ni^{2+}

Equation:

$$D = AT^k \exp[-k/(T-T_0)] \quad (133.1)$$

precision: in table 133.2

uncertainty: in table 133.1

Table 133.2. Parameters of diffusion equation (133.1), precision, and references

Species	$A \times 10^6$ ($\text{cm}^2\text{s}^{-1}\text{K}^{-k}$)	k (K)	T_0 (K)	Temp. range (K)	Precision	References
Cd^{2+}	1.49	496	218.1	273.5-401		251

Melt composition: 39 mol % KNO_3

System 133. $\text{KNO}_3\text{-Ca}(\text{NO}_3)_2\cdot 2\text{H}_2\text{O}$ (cont'd)

Table 133.3. Diffusion coefficients from equation in table 133.2

T (K)	$D_{\text{Cd}^{2+}} \times 10^5$ (cm^2s^{-1})	T (K)	$D_{\text{Cd}^{2+}} \times 10^5$ (cm^2s^{-1})
280	0.000826	350	0.0649
300	0.00605	370	0.109
320	0.0205	390	0.164
340	0.0470		

Melt composition: 39 mol % KNO_3

Table 133.4. Diffusion coefficients for compositions not included in table 133.2

Species	Melt composition (mol % KNO_3)	T (K)	$D \times 10^5$ (cm^2s^{-1})	References
Cd^{2+}	15.0	373	0.137	251,256
	25.0	373	0.134	
	40.0	373	0.140	
	50.0	373	0.134	
	55.0	373	0.136	
Ni^{2+}	46.0	324	0.0175	250

System 134. $\text{Ca}(\text{NO}_3)_2\text{-H}_2\text{O}$ List of diffusing species investigated in $\text{Ca}(\text{NO}_3)_2\text{-H}_2\text{O}$ system Ag^+ , Cd^{2+}

Table 134.1. Diffusion technique, uncertainties, and species

Diffusion technique of recommended study	Uncertainty (in values of D)	Species
chronopotentiometry	$\sim \pm 20\%$	Ag^+ , Cd^{2+}

DIFFUSION COEFFICIENTS IN MOLTEN SALTS

665

System 134. $\text{Ca}(\text{NO}_3)_2\text{-H}_2\text{O}$ (cont'd)

Table 134.2. Diffusion coefficients

Species	Melt composition (mol % $\text{Ca}(\text{NO}_3)_2$)	Temp. range (K)	$D \times 10^5$ ($\text{cm}^2 \text{s}^{-1}$)	References
Ag^+	6.47	283-333	a	255
	8.39			
	10.02			
	14.05			
	15.87			
	18.00			
	19.53			
	21.16			
Cd^{2+}	2.0	283-333	a	255
	6.15			
	12.14			
	13.40			
	17.64			
	19.05			
	20.75			

^aTemperature dependence of D reported in graphical form for different melt compositions.

System 135. $\text{CH}_3\text{COONa-CH}_3\text{COOK}$

List of diffusing species investigated in $\text{CH}_3\text{COONa-CH}_3\text{COOK}$ as solvent

H_2O

Table 135.1. Diffusion technique, uncertainty, and species

Diffusion technique of recommended study	Uncertainty (in value of D)	Species
chronopotentiometry	$\sim \pm 20\%$	H_2O

Melt composition: 46.3 mol % CH_3COONa

Table 135.2. Diffusion coefficients

Species	T (K)	$D \times 10^5$ ($\text{cm}^2 \text{s}^{-1}$)	References
H_2O	523	1.34	495

Temperature dependence of D in the range 520-560 K reported in graphical form.

System 136. $\text{CH}_3\text{COOLi-CH}_3\text{COONa-CH}_3\text{COOK}$

List of diffusing species investigated in $\text{CH}_3\text{COOLi-CH}_3\text{COONa-CH}_3\text{COOK}$ as solvent

$\text{Tl}^+, \text{Pb}^{2+}, \text{Zn}^{2+}, \text{Cd}^{2+}$

System 136. $\text{CH}_3\text{COOLi}-\text{CH}_3\text{COONa}-\text{CH}_3\text{COOK}$ (cont'd)

Table 136.1. Diffusion techniques, uncertainties, and species

Diffusion technique of recommended study	Uncertainty (in values of D)	Species
dc polarography & linear sweep voltammetry	$\sim \pm 20\%$	Tl^+ , Pb^{2+} , Zn^{2+} , Cd^{2+}

Melt composition: $\text{CH}_3\text{COOLi}-\text{CH}_3\text{COONa}-\text{CH}_3\text{COOK}$ (20-35-45 mol %)

Table 136.2. Diffusion coefficients

Species	T (K)	$D \times 10^5$ ($\text{cm}^2 \text{s}^{-1}$)	References
Tl^+	500	0.11	496
Pb^{2+}	500	0.04	496
Zn^{2+}	500	0.028	496
Cd^{2+}	500	0.026	496

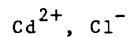
System 137. $\text{Cd}-\text{CdCl}_2$ List of diffusing species investigated in $\text{Cd}-\text{CdCl}_2$ as solvent

Table 137.1. Diffusion techniques, uncertainties, and species

Diffusion technique of recommended study	Uncertainty (in values of D)	Species
capillary	$\sim \pm 10\%$	Cd^{2+} , Cl^-

Table 137.2.1. Self-diffusion coefficients

Species	Melt composition (mol % Cd)	T (K)	$D \times 10^5$ ($\text{cm}^2 \text{s}^{-1}$)	References
Cd^{2+}	2.9	858	2.47	96
	3.7	858	2.50	
	8.2	858	2.40	
	10.6	858	2.35	
	11.1	858	2.41	
	11.8	868	2.45	
	11.9	813	1.90	
	12.4	858	2.32	
	13.0	858	2.32	

DIFFUSION COEFFICIENTS IN MOLTEN SALTS

667

System 137. Cd-CdCl₂ (cont'd)

Table 137.2.2. Self-diffusion coefficients

Species	Melt composition (mol % Cd)	T (K)	D x 10 ⁵ (cm ² s ⁻¹)	References
Cl	3.0	858	2.28	96
	3.7	858	2.25	
	7.0	858	2.31	
	7.3	858	2.32	
	9.9	858	2.22	
	10.3	858	2.25	
	11.0	833	2.02	
	11.8	813	1.92	
	12.2	858	2.23	
	13.2	858	2.23	

System 138. AlCl₃-C₅H₅N·nC₄H₉Cl

List of diffusing species investigated in AlCl₃-C₅H₅N·nC₄H₉Cl as solvent

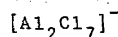


Table 138.1 Diffusion technique, uncertainty, and species

Diffusion technique of recommended study	Uncertainty (in values of D)	Species
chronoamperometry & cyclic voltammetry	~ ± 50%	[Al ₂ Cl ₇] ⁻

Melt composition: 66.67 mol % AlCl₃

Table 138.2 Diffusion coefficient

Species	T (K)	D x 10 ⁵ (cm ² s ⁻¹)	References
[Al ₂ Cl ₇] ⁻	333	~ 0.04-0.08	497

System 139. CaF₂-Al₂O₃

List of diffusing species investigated in CaF₂-Al₂O₃ as solvent



Table 139.1. Diffusion technique, uncertainty, and species

Diffusion technique of recommended study	Uncertainty (in values of D)	Species
rotating disk	~ ± 25%	Al ₂ O ₃

System 139. $\text{CaF}_2\text{-Al}_2\text{O}_3$ (cont'd)

Table 139.2. Diffusion coefficients

Species	Melt composition (wt. % Al_2O_3)	T (K)	$D \times 10^5$ (cm^2s^{-1})	References
Al_2O_3	20	1773	4.0	498
Al_2O_3	30	1782	8.1	498
		1791	8.5	

System 140. $\text{Na}_3\text{AlF}_6\text{-Al}_2\text{O}_3$ List of diffusing species investigated in $\text{Na}_3\text{AlF}_6\text{-Al}_2\text{O}_3$ as solvent Na^+ , F^- , Al_2O_3 , *dissolved Al metal*, CO_2

The italicized species indicate studies with insufficient data-sets for characterization of temperature dependence of diffusion coefficients. For these species: see table 140.4.

Table 140.1. Diffusion techniques; uncertainties, and species

Diffusion technique or recommended study	Uncertainty (in value of D)	Species
capillary	$\sim \pm 10\%$	$^{22}\text{Na}^+$ and $^{78}\text{F}^-$ containing species
chronopotentiometry	$\sim \pm 25\%$	Al_2O_3 (diffusing coefficient of oxygen containing ions); Al metal (diffusing coefficient of fluoride containing ions).
voltammetry	$\sim \pm 20\%$	CO_2

Equation:

$$D = A \exp[-E/RT] \quad (140.1)$$

precision: in table 140.2

uncertainty: in table 140.1

Table 140.2.1. Parameters of diffusion equation (140.1), precisions, and references

Species	A (cm^2s^{-1})	E (cal mol^{-1})	Temp. range (K)	Precision	References
(a) $\text{Na}_3\text{AlF}_6\text{-Al}_2\text{O}_3$ (2.5 wt % Al_2O_3)					
Al_2O_3	3.111×10^{-3}	12,940	1273-1323	(*)	<u>141</u> , 142, 149, 518
(b) $\text{Na}_3\text{AlF}_6\text{-Al}_2\text{O}_3$ (5 wt % Al_2O_3)					
Al_2O_3	2.665	30,850	1273-1323	(*)	<u>141</u> , 142, 149, 518

(*) Equations derived from digitized graphical results; insufficient data for estimates of precision of measurements.

System 140. Na₃AlF₆-Al₂O₃ (cont'd)

Table 140.2.2. Parameters of diffusion equation (140.1), precisions, and references

Species	D x 10 ⁵ (cm ² s ⁻¹)	E (cal mol ⁻¹)	Temp. range (K)	Precision	References
(c) Na ₃ AlF ₆ -Al ₂ O ₃ (7.5 wt % Al ₂ O ₃)					
Al ₂ O ₃	922.9	46,400	1253-1323	(*)	141,142,149,518
(d) Na ₃ AlF ₆ -Al ₂ O ₃ (10 wt % Al ₂ O ₃)					
Al ₂ O ₃	3.541x10 ⁸	80,160	1253-1323	(*)	141,142,149,518
(e) Na ₃ AlF ₆ -Al ₂ O ₃ (12.5 wt % Al ₂ O ₃)					
Al ₂ O ₃	9.893x10 ⁵	65,220	1273-1323	(*)	141,142,149,518

(*) Equations derived from digitized graphical results; insufficient data for estimates of precision of measurements.

Table 140.3. Diffusion coefficients of Al₂O₃. D x 10⁵ (cm²s⁻¹), from equations in table 140.2

T (K)	D x 10 ⁵ (cm ² s ⁻¹)				
	2.5 wt % Al ₂ O ₃	5 wt % Al ₂ O ₃	7.5 wt % Al ₂ O ₃	10 wt % Al ₂ O ₃	12.5 wt % Al ₂ O ₃
1250			0.71	0.34	
1270	1.85	1.31	0.96	0.57	0.59
1290	2.00	1.58	1.27	0.93	0.88
1310	2.16	1.90	1.68	1.50	1.30
1320	2.24	2.08	1.92	1.89	1.57

Thonstad[518] reported a value of 1.5 x 10⁻⁵ cm²s⁻¹ for D_{Al₂O₃} at 1293 K, and the diffusion coefficient was constant (within limits of experimental error, (± 15%)) over the investigated concentration range (0.25-12 wt % Al₂O₃). At 1353 K, Shurygin, et al. reported a value of 1.33 x 10⁻⁵ cm²s⁻¹ for D_{Al₂O₃} [143,149].

Table 140.4. Diffusion coefficients for species not included in table 140.3

Species	Melt composition (wt % Al ₂ O ₃)	1270-1345 (K)	D x 10 ⁵ (cm ² s ⁻¹)	References
Na ⁺	14	1318	7.50	140
Na ⁺	12.9	1326	7.73	140
F ⁻	12.9	1326	3.81	140
Na ⁺	12.0	1327	3.09	140
Al	3.2	1270-1345	(a)	499
CO ₂	sat'd. (~12-13.5%)	1273	0.005(*)	145,147

^aFor dissolved Al, the diffusing species probably are sub-fluorides con-

System 140. $\text{Na}_3\text{AlF}_6\text{-Al}_2\text{O}_3$ (cont'd)

taining ions; the values of D in this study appear unusually high, i.e. $\sim 10^{-4} \text{cm}^2 \text{s}^{-1}$ (by a factor of 10); a Grotthuss type mechanism is suggested to account for the increased translational mobility of the diffusing species. (*) This value is based on a CO_2 solubility of $3.32 \times 10^{-6} \text{mol cm}^{-3}$ [503]; with the earlier (less reliable) CO_2 solubility ($0.8 \times 10^{-7} \text{mol cm}^{-3}$ [504]), D_{CO_2} is $\sim 12 \times 10^{-5} \text{cm}^2 \text{s}^{-1}$.

System 141. KCl-NaPO_3

List of diffusing species investigated in KCl-NaPO_3 as solvent

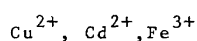


Table 141.1. Diffusion techniques, uncertainties, and species

Diffusion technique of recommended study	Uncertainty (in values of D)	Species
rotating disk electrode	$\sim \pm 20\%$	$\text{Cu}^{2+}, \text{Cd}^{2+}, \text{Fe}^{3+}$

Table 141.2. Diffusion coefficients

Species	T (K)	$D \times 10^5$ ($\text{cm}^2 \text{s}^{-1}$)	References
Cu^{2+}	893	0.205	505
Cd^{2+}	893	0.665	505
Fe^{3+}	893	0.198	505

System 142. $\text{K}_2\text{SO}_4\text{-K}_2\text{S}_2\text{O}_7$

List of diffusing species investigated in $\text{K}_2\text{SO}_4\text{-K}_2\text{S}_2\text{O}_7$ as solvent

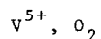


Table 142.1. Diffusion techniques, uncertainties, and species

Diffusion technique of recommended study	Uncertainty (in values of D)	Species
chronopotentiometry	$\sim \pm 20\%$	V^{5+}
chronoamperometry	$\sim \pm 20\%$	$\text{V}^{5+}, \text{O}_2$

DIFFUSION COEFFICIENTS IN MOLTEN SALTS

671

System 142. K_2SO_4 - $K_2S_2O_7$ (cont'd)

Table 142.2. Diffusion coefficients

Species	Melt composition (mol % K_2SO_4)	T (K)	$D \times 10^5$ ($cm^2 s^{-1}$)	References
V^{5+}	5.0	698	0.13	506
O_2	satd. with K_2SO_4	698	0.36	507

System 143. Na_2O - SiO_2 - B_2O_3

List of diffusing species investigated in Na_2O - SiO_2 - B_2O_3 as solvent

Cu^{2+} , Cd^{2+} , Fe^{3+} , Co^{2+} , Ni^{2+}

Table 143.1. Diffusion techniques, uncertainties, and species

Diffusion technique of recommended study	Uncertainty (in values of D)	Species
polarography	$\sim \pm 25\%$	Cu^{2+} , Cd^{2+} , Fe^{3+} , Co^{2+} , Ni^{2+}

Table 143.2. Diffusion coefficients

Species	T (K)	$D \times 10^5$ ($cm^2 s^{-1}$)	References
Cu^{2+}	1273	0.0032	247,508
Cd^{2+}	1273	0.0044	247,508
Fe^{3+}	1273	0.0091	247,508
Co^{2+}	1273	0.0068	247,508
Ni^{2+}	1273	0.0012	247,508

9. List of Most Widely Investigated Systems

Table S-1. List of most widely investigated systems and references.

[The underscored reference is the data-base used for the recommended values]

System #	Solvent	Diffusing Species	References
9	NaCl	Na ⁺	43, <u>45</u> , 93, <u>123</u> , 161, <u>162</u> , 165, 172, 175, 186
9	NaCl	Cl ⁻	43, <u>45</u> , 93, <u>123</u> , 161, <u>162</u> , 165, 172, 175, 186
40	NaNO ₃	Na ⁺	<u>47</u> , 50, 56, 81, 82, 84, 86, 91, 92, 94, 95, 96, 97, 99, 100, 101, 103, 105, 228
40	NaNO ₃	Ag ⁺	33, 70, 71, <u>104</u> , 105, 106, 107, 109, 110, 222, 223, 224, 225, 226
41	KNO ₃	K ⁺	37, <u>47</u> , 50, 82, 84, 95, 97, <u>222</u>
41	KNO ₃	Na ⁺	36, 82, 85, 95, 209, 231, <u>510</u>
41	KNO ₃	Ag ⁺	33, <u>106</u> , 107, 109, 209, 223, 233, 234, 237
42	RbNO ₃	Rb ⁺	<u>47</u> , 85, 97, 100, 101, 236
43	CsNO ₃	Ag ⁺	<u>104</u> , 105, 106, 109, 226
55	Ca(NO ₃) ₂ ·4H ₂ O	cd ²⁺	250, <u>251</u> , 253, 255, 256, 258
75	LiCl-KCl	Tl ⁺	117, 118, 122, 209, 221, <u>314</u>
75	LiCl-KCl	Pb ²⁺	105, 115, 117, 118, 119, 120, 122, 209, 221, <u>314</u>
75	LiCl-KCl	Bi ³⁺	105, 114, 115, 117, 118, <u>314</u> , 323
75	LiCl-KCl	Cu ⁺	114, 117, 118, 305, 314, <u>316</u> , <u>329</u> , 349, 355
75	LiCl-KCl	Ag ⁺	105, 114, 117, 118, 209, 221, 230, <u>305</u> , 314, 317, 333, 350
75	LiCl-KCl	Cd ²⁺	105, 112, 113, 114, 115, 117, 118, 119, 120, 121, <u>314</u> , 316
75	LiCl-KCl	Cr ³⁺	117, 303, 311, <u>314</u> , 318, 319
75	LiCl-KCl	Co ²⁺	117, 119, 122, 304, <u>314</u> , 355
75	LiCl-KCl	Ni ²⁺	117, 118, 119, 298, 302, <u>305</u> , 316, 321, 350
75	LiCl-KCl	U ⁴⁺	105, 112, 300, 306, 307, <u>312</u> , 325, 328, 354
77	NaCl-KCl	Pb ²⁺	32, <u>171</u> , 363, 373, 375, 377, 378, 385, 401
77	NaCl-KCl	Ag ⁺	<u>151</u> , 362, 373, 375, 378
77	NaCl-KCl	Cd ²⁺	178, 367, 373, 375, 377, 378, <u>379</u> , 380, 399, 519
77	NaCl-KCl	UO ₂ ²⁺	199, 376, 386, <u>387</u> , 396
110	NaNO ₃ -KNO ₃	Ag ⁺	<u>88</u> , 450, 452, 455, <u>463</u> , 464, 473
128	LiNO ₃ -NaNO ₃ -KNO ₃	Pb ²⁺	460, <u>463</u> , 471, 483, 484, <u>517</u>

10. Solvent Systems: Cross Index

Table S-2. Cross index of molten salt solvent systems.

The systems are listed alphabetically by chemical element with the system number as locator.

A	System No.	B	System No.
Acetamide			
CH_3CONH_2	59	B_2O_3	63
Acetate		$-\text{Na}_2\text{O}-\text{SiO}_2$	143
CH_3COOLi		BaCl_2	16
$-\text{CH}_3\text{COOK}-\text{CH}_3\text{COONa}$	136	$-\text{CsCl}_2$	90
CH_3COOK		$-\text{NaF}-\text{AlF}_3$	99
$-\text{CH}_3\text{COONa}$	135		
$-\text{CH}_3\text{COOLi}$	136	BaF_2	
CH_3COONa		$-\text{LiF}$	68
$-\text{CH}_3\text{COOK}$	135		
$-\text{CH}_3\text{COOLi}$	136	$\text{Ba}(\text{NO}_3)_2$	
$\text{CH}_3\text{COONa} \cdot 3\text{H}_2\text{O}$	57	$-\text{KNO}_3$	125
		$-\text{NaNO}_3$	122
AgCl	14		
$-\text{KCl}$	79		
AgI	34	BeF_2	
AgNO ₃	44	$-\text{LiF}$	67
$-\text{CsNO}_3$	120	$-\text{NaF}$	69
$-\text{KNO}_3$	116	$-\text{LiF}-\text{ThF}_4$	74
$-\text{LiNO}_3$	109	$-\text{LiF}-\text{ZrF}_4$	73
$-\text{NaNO}_3$	113		
$-\text{RbNO}_3$	118	BiBr_3	29
AlCl ₃		Butyl pyridinium chloride	
Butyl pyridinium chloride	138	$-\text{AlCl}_3$	138
$-\text{NaCl}$	92		
AlF ₃		<u>C</u>	
$-\text{NaF}$	70	CaCl_2	18
$-\text{NaF}-\text{BaCl}_2$	99	$-\text{KCl}$	86
		$-\text{NaCl}$	83
		$\text{CaCl}_2 \cdot 6\text{H}_2\text{O}$	53
Al ₂ O ₃	64	CaF_2	
$-\text{CaF}_2$	139	$-\text{Al}_2\text{O}_3$	139
$-\text{Na}_3\text{AlF}_6$	140		

Table S-2. Cross index of molten salt solvent systems-continued.

	System No.		System No.
Ca(NO ₃) ₂		Formate	
-H ₂ O	134	HCOONH ₄	58
-KNO ₃	127		
-NaNO ₃	124		
		<u>H</u>	
Ca(NO ₃) ₂ ·4D ₂ O	56	H ₂ O	
		-Ca(NO ₃) ₂	134
Ca(NO ₃) ₂ ·4H ₂ O	55	-NH ₄ NO ₃	132
-KNO ₃	133		
		<u>K</u>	
Cd		KBr	25
-CdCl ₂	137	-LiBr	94
		-NaBr	95
CdCl ₂	20		
-Cd	137	KCl	10
-CsCl	91	-AgCl	79
-KCl	88	-CaCl ₂	86
-LiCl	81	-CdCl ₂	88
-NaCl	84	-LiCl	75
		-LiF-LiCl	98
CsBr	26	-LiCl-ZnCl ₂	93
		-MgCl ₂	85
CsCl	12	-NaCl	77
-BaCl ₂	90	-NaI	96
-CdCl ₂	91	-NaPO ₃	141
-LiCl	76	-PbCl ₂	89
-NaCl	78	-ZnCl ₂	87
-RbCl	80		
		KF	3
CsI	33	-NaF	66
		-LiF-NaF	72
CsNO ₃	43		
-AgNO ₃	120	KCH ₃ COO	
-LiNO ₃	108	-CH ₃ COONa	135
-KNO ₃	115	-CH ₃ COOLi-CH ₃ COONa	136
-NaNO ₃	112		
-TlNO ₃	121	KCN	
		-NaCN	100
CuCl	13		

DIFFUSION COEFFICIENTS IN MOLTEN SALTS

675

Table S-2. Cross index of molten salt solvent systems-continued.

	System No.		System No.
KCNS	36	<u>L</u>	
		LiBeF ₃	4
K ₂ CO ₃			
-Li ₂ CO ₃	103	Li ₂ BeF ₄	5
-Li ₂ CO ₃ -Na ₂ CO ₃	105		
-Na ₂ CO ₃	104	LiBr	23
		-KBr	94
KI	32		
		LiCl	8
KNO ₃	41	-CdCl ₂	81
-AgNO ₃	116	-CsCl	76
-Ba(NO ₃) ₂	125	-LiF-KCl	98
-Ca(NO ₃) ₂	127	-KCl	75
-Ca(NO ₃) ₂ ·4H ₂ O	133	-KCl-ZnCl ₂	93
-CsNO ₃	115		
-LiNO ₃	107	LiCH ₃ COO	
-LiNO ₃ -NaNO ₃	128	-CH ₃ COONa-CH ₃ COOK	136
-NaNO ₃	110		
-Sr(NO ₃) ₂	126	Li ₂ CO ₃	37
-TlNO ₃	117	-K ₂ CO ₃	103
		-Na ₂ CO ₃	102
		-Na ₂ CO ₃ -K ₂ CO ₃	105
OH			
-NaOH	101	LiF	1
		-BaF ₂	68
O ₃		-BeF ₂	67
-NaPO ₃	129	-BeF ₂ -ThF ₄	74
		-BeF ₄ -ZrF ₄	73
K ₂ SO ₄		-LiCl-KCl	98
-K ₂ S ₂ O ₇	142	-NaF-KF	72
-Li ₂ SO ₄	130		
-Li ₂ SO ₄ -Na ₂ SO ₄	132	LiI	30
K ₂ S ₂ O ₇		Li ₂ SO ₄	
-K ₂ SO ₄	142	-K ₂ SO ₄	130
		-Na ₂ SO ₄ -K ₂ SO ₄	131
K ₂ TiF ₆			
-NaCl	97		

Table S-2. Cross index of molten salt solvent systems-continued.

	System No.		System No.
$\text{LiNO}_3 \cdot 3\text{H}_2\text{O}$	54	NaBr	24
		-KBr	95
LiNO_3	39	NaCl	9
-AgNO ₃	109	-AlCl ₃	92
-CsNO ₃	108	-CaCl ₂	83
-KNO ₃	107	-CdCl ₂	84
-NaNO ₃	106	-CsCl	78
-NaNO ₃ -KNO ₃	128	-MgCl ₂	82
		-KCl	77
		-K ₂ TiF ₆	97
<u>M</u>		NaCH ₃ COO	
MgCl ₂		-CH ₃ COOK	135
-KCl	85	-CH ₃ COOK-CH ₃ COOLi	136
-NaCl	82		
MgCl ₂ · 6H ₂ O	52	NaCH ₃ COO · 3H ₂ O	57
		Na ₂ CO ₃	38
<u>N</u>		-K ₂ CO ₃	104
NH ₂ CH ₃ CO	59	-Li ₂ CO ₃	102
[(CH ₃) ₂ NH ₂] ₂ SO ₄	62	-Li ₂ CO ₃ -K ₂ CO ₃	105
C ₂ H ₅ NH ₃ Cl	61	NaCN	
NH ₄ HCOO	58	-KCN	100
NH ₄ NO ₃		NaF	2
-H ₂ O	132	-AlF ₃	70
NH ₄ SO ₃ NH ₂	60	-AlF ₃ -BaCl ₂	99
Na ₃ AlF ₆	7	-BeF ₂	69
-Al ₂ O ₃	140	-KF	66
-NaF	71	-KF-LiF	72
NaBF ₄	6	-Na ₃ AlF ₆	71
Na ₂ B ₄ O ₇	51	NaI	31
		-KCl	96

DIFFUSION COEFFICIENTS IN MOLTEN SALTS

677

Table S-2. Cross index of molten salt solvent systems-continued.

	System No.		System No.
NaNO ₃	40		
-AgNO ₃	113	RbCl	<u>R</u> 11
-Ba(NO ₃) ₂	122	-CsCl	80
-Ca(NO ₃) ₂	124	RbNO ₃	42
-CsNO ₃	112	-AgNO ₃	118
-KNO ₃	110	-NaNO ₃	111
-LiNO ₃	106	-TlNO ₃	119
-LiNO ₃ -KNO ₃	128		<u>S</u>
-RbNO ₃	111	Sulfur	47
-Sr(NO ₃) ₂	123	SiO ₂	
-TlNO ₃	114	-Na ₂ O-B ₂ O ₃	143
Na ₂ O		SrCl ₂	17
-SiO ₂ -B ₂ O ₃	143	Sr(NO ₃) ₂	
NaOH	35	-KNO ₃	126
-KOH	101	-NaNO ₃	123
NaPO ₃	46		<u>T</u>
-KCl	141	ThCl ₄	22
-KPO ₃	129	ThF ₄	
Na ₂ S ₃	48	-LiF-BeF ₂	74
Na ₂ S ₄	49	TlCl	15
Na ₂ S ₅	50	TlNO ₃	45
Na ₂ SO ₄		-CsNO ₃	121
-Li ₂ SO ₄ -K ₂ SO ₄	132	-KNO ₃	117
Na ₂ Si ₂ O ₅	65	-NaNO ₃	114
		-RbNO ₃	119
			<u>Z</u>
		ZnBr ₂	27
		ZnCl ₂	19
		-KCl	87
		-KCl-LiCl	93
		ZrF ₄	
		-LiF-BeF ₂	73
			<u>P</u>
PbBr ₂	28		
PbCl ₂	21		
-KCl	89		

11. Diffusing Species: Cross Index

Table S-3. Cross index of diffusing species and solvent systems.

The diffusing species are arranged in alphabetical order according to their symbols or chemical formula. The numbers indicate the melt system numbers in which the species have been studied.

<u>A</u>		<u>C</u>	
Ag ⁺	8, 9, 10, 11, 12, 25, 32, 34, 39, 40, 41, 42, 43, 44, 45, 51, 55, 61, 75, 77, 92, 107, 108, 109, 110, 113, 115, 116, 118, 120, 122, 123, 124, 125, 126, 127, 129, 130, 134	Ca ²⁺	9, 10, 18, 41, 86
Al	7, 140	Cd ²⁺	9, 10, 12, 20, 51, 53, 54, 55, 56, 57, 58, 59, 60, 61, 62, 75, 77, 84, 88, 91, 92, 103, 107, 110, 128, 130, 132, 133, 134, 136, 137, 141, 143
Al(III)	70, 77	Cd ²⁺ (EDTA)	107
[Al ₂ Cl ₇] ⁻	138	Ce ³⁺	68, 75, 98, 110
Al ₂ O ₃	7, 139, 140	Cl ₂	8, 9, 10, 11, 12, 14, 21, 75, 77, 79, 82, 85, 128
[AlSeCl ₂] ⁻	92	Cl ⁻	8, 9, 10, 11, 12, 13, 15, 16, 17, 18, 19, 20, 21, 84, 89, 91, 103, 107, 110, 127, 137
Am ³⁺	75	Cm ³⁺	75
Am(VI)	101	Co ²⁺	9, 10, 12, 51, 53, 57, 60, 75, 77, 128, 130, 131, 143
Au ⁺	10, 61, 75	CO ₂	7, 40, 75, 77, 110, 140
	<u>B</u>	CO ₃ ²⁻	37, 38, 40, 42, 102, 103, 104, 105, 110
Ba ²⁺	16, 25, 40, 41	C ₂ O ₄ ²⁻	110
Be ²⁺	61, 67, 75, 77	Cr ²⁺	73
Bi ⁺	29	Cr ³⁺	75, 77, 92
Bi ³⁺	35, 51, 73, 75, 92, 130	Cr(VI)	51
Br ₂	23, 24, 26, 93, 95, 94, 128	CrO ₄ ²⁻	75, 87
Br ⁻	14, 27, 28, 39, 40, 41, 94, 103, 107, 110, 127	Cr ₂ O ₇ ²⁻	103

Table S-3. Cross index of diffusing species and solvent systems-continued.

Cs ⁺	8, 9, 10, 12, 20, 39, 40, 41, 42, 43, 91, 107, 112, 120, 121, 115	Hg ₂ ²⁺	110
Cu ⁺	10, 13, 61, 75, 76, 77, 92, 99, 103, 129, 130	Ho ³⁺	75
Cu ²⁺	51, 55, 65, 129, 130, 141, 143	H ₂ O	75, 101, 110, 137
	<u>D</u>		<u>I</u>
Dy ³⁺	75	I ₂	30, 31, 32, 33, 128
	<u>E</u>	I ⁻	31, 34, 40, 41, 42, 92, 103, 107, 110, 127
Er ³⁺	75	In ³⁺	53, 54, 55, 60, 89, 128, 130
Eu ³⁺	75, 92, 128		<u>K</u>
	<u>F</u>	K ⁺	3, 9, 10, 39, 40, 41, 42, 43, 94, 103, 104, 105, 107, 110, 116, 117
F ⁻	1, 2, 4, 5, 7, 40, 67, 70, 72, 140	K ₂ NbF ₇	77
Fe ²⁺	65, 72, 74, 75, 77, 83, 130, 143		<u>L</u>
Fe ³⁺	9, 10, 51, 61, 65, 67, 71, 82, 85, 92, 130, 141	La ³⁺	75
	<u>G</u>	Li ⁺	1, 4, 5, 8, 9, 10, 11, 12, 39, 41, 67, 72, 93, 94, 106, 107, 110
Ga ³⁺	53	Lu ³⁺	75
Gd ³⁺	75		<u>M</u>
Ge ⁴⁺	66, 75	Mg ²⁺	10, 77
	<u>H</u>	Mn ²⁺	75
H ₂	102, 110	Mo ³⁺	8, 10, 12, 75, 77
HCl	9, 10, 75, 77, 92	Mo ⁵⁺	92
Hf ²⁺	77	[MoCl ₆] ²⁻	75
Hf ⁴⁺	77	MoO ₄ ²⁻	75
HfF ₆ ²⁻	77	MoO ₂ Cl ₂	75
Hg ²⁺	61, 75, 110		

Table S-3. Cross index of diffusing species and solvent systems-continued.

<u>N</u>		<u>P</u>	
Na ⁺	2, 7, 8, 9, 10, 11, 12, 20, 31, 37, 38, 39, 40, 41, 42, 43, 44, 45, 69, 70, 75, 84, 92, 94, 96, 102, 104, 105, 106, 107, 110, 111, 112, 113, 114, 122, 123, 127, 140	O ₂ ²⁻	110
Na ₂ Se	92	P	47
Nb ²⁺	75, 77	Pb ²⁺	8, 9, 10, 11, 12, 21, 28, 55, 57, 58, 59, 60, 61, 65, 75, 77, 81, 89, 92, 103, 107, 110, 128, 130, 136
Nb ³⁺	75, 77	Pb ²⁺ (EDTA)	107
Nb(IV)	72	Pd ²⁺	75
Nb(V)	72, 92	PO ₄ ³⁻	75, 77
Nb ₃ Cl ₈	75, 77	Pr ³⁺	75, 110
Nd ³⁺	75, 110	Pt ²⁺	61, 75
Ni ⁺	77	[Pt(CN) ₄] ²⁻	100
Ni ²⁺	9, 10, 12, 51, 52, 53, 54, 56, 57, 59, 60, 71, 72, 73, 75, 77, 89, 92, 103, 128, 130, 133, 143	Pu ³⁺	75
NO ₂ ⁻	128	Pu ⁴⁺	75
NO ₃ ⁻	39, 40, 41, 43, 44, 106, 107, 110		<u>R</u>
Np ³⁺	75	Rb ⁺	8, 9, 10, 11, 12, 39, 40, 41, 42, 43, 75, 107, 111, 118, 119
Np ⁴⁺	75		<u>S</u>
NpO ₂ ⁺	75	S	47, 49, 50
NpO ₂ ²⁺	75	S ₂ ⁻	36, 75, 89
	<u>O</u>	S _x ²⁻	75
O ₂	63, 107, 110, 142	Sb ³⁺	51, 75
O ₂ ²⁻	39, 75, 77, 110	Se ₄ ²⁻	36, 92
O ₂ ⁻	110	Se ₅ ²⁻	36
		Se ₆ ²⁻	36

Table S-3. Cross index of diffusing species and solvent systems-continued.

SiO_4^{4-}	65		
Sm^{2+}	92		
Sm^{3+}	75		
Sn^{2+}	53, 60, 61, 62, 92		
Sn^{4+}	51, 65		
SO_3	77, 130, 131		
SO_4^{2-}	40		
Sr^{2+}	17, 40		
			<u>T</u>
Ta(V)	72		
$(\text{TaCl}_6)^{2-}$	75		
Tb^{3+}	75		
Te^{4+}	92		
Te(V)	7		
Th^{4+}	9, 10, 11, 12, 22, 72, 77		
Ti^{2+}	92		
Ti^{3+}	51, 66, 73, 75, 77		
Ti^{4+}	6, 10, 11, 45, 51, 66, 72, 75, 77, 97		
TiO_2	9		
Tl^+	11, 15, 25, 32, 39, 40, 41, 42, 55, 57, 59, 60, 75, 77, 107, 110, 114, 117, 119, 121, 128, 136		
Tm^{3+}	75		
			<u>U</u>
		U^{3+}	9, 10, 11, 12, 16, 75, 76, 77, 80, 90, 92
		U^{4+}	9, 10, 11, 12, 68, 73, 75, 76, 77, 80, 92, 129
		U(VI)	46, 51, 129
		UO_2^{2+}	12, 55, 75, 77, 78
			<u>V</u>
		V^{5+}	75, 129, 142
		VO^{2+}	75
		VO_3^-	75
			<u>W</u>
		W^{3+}	75
		W^{4+}	77
		W^{5+}	77
			<u>Y</u>
		Y^{3+}	75, 77
		Yb^{2+}	92
		Yb^{3+}	75, 92
			<u>Z</u>
		Zn^{2+}	19, 27, 55, 57, 58, 60, 65, 71, 75, 77, 81, 128, 130, 136
		Zr^{2+}	8, 9, 10, 11, 12, 77, 92
		Zr^{4+}	9, 10, 11, 12, 25, 26, 68, 77, 92, 95
		ZrF_6^{2-}	77

12. Acknowledgments

This work was made possible in large part by financial support received from the Office of Standards, Washington, D. C. We wish to thank Lewis H. Gevantman (OSRD-NBS) for constructive suggestions and continued interest throughout the course of this work.

13. References

- [1] Janz, G. J., Dampier, F. W., Lakshminarayanan, G. R., Lorenz, P. K., and Tomkins, R. P. T., "Molten Salts Data" Volume 1, NBS-NSRDS #15 (Oct. 1968).
- [2] Janz, G. J., Lakshminarayanan, G. R., Wong, J., and Tomkins, R. P. T., "Molten Salts Data" Vol. 2, Sec. 2, NBS-NSRDS #28 (Aug. 1969).
- [3] Janz, G. J., Krebs, U., Siegenthaler, H. F., and Tomkins, R. P. T., "Molten Salts Data" Vol. 3, J. Phys. Chem. Ref. Data 1, 581 (1972).
- [4] Janz, G. J., Krebs, U., Gardner, G. L., and Tomkins, R. P. T., "Molten Salts Data" Vol. 4, Pt. 1, J. Phys. Chem. Ref. Data 2, 1 (1974).
- [5] Janz, G. J., Allen, C. B., Downey, J. R., Gardner, G. L., Krebs, U., Singer, S. K. and Tomkins, R. P. T., "Molten Salts Data" Vol. 4, Pt. 2, J. Phys. Chem. Ref. Data 4, 871 (1975).
- [6] Janz, G. J., Allen, C. B., Downey, J. R., Singer, S. K., and Tomkins, R. P. T., "Molten Salts Data" Vol 4, Pt. 3, J. Phys. Chem. Ref. Data 6, 409 (1977).
- [7] Janz, G. J., Allen, C. B., and Tomkins, R. P. T., "Molten Salts Data" Vol. 4, Pt. 4, J. Phys. Chem. Ref. Data 8, 125 (1979).
- [8] Janz, G. J., and Tomkins, R. P. T., "Molten Salts Data" Vol. 5, Pt. 1, J. Phys. Chem. Ref. Data 9, 831 (1980).
- [9] Janz, G. J., and Tomkins, R. P. T., "Molten Salts Data" vol. 5, pt. 2 (in preparation).
- [10] Spedding, P. L., Rev. Pure Appl. Chem. 21, 1 (1971).
- [11] Corbett, J. D., and Duke, F. R., "Fused Salt Techniques", in Techniques of Inorganic Chemistry, Vol. 1 (Jonassen, H. B., and Weissberger, A., eds.) Interscience, N. Y. (1963).
- [12] Dunlop, P. J., Steel, B. J., and Lane, J. E., "Experimental Methods for Studying Diffusion" in Physical Methods of Chemistry, Vol. 1, Pt. 4 (Weissberger, A., and Rossiter, B. W., eds.) Wiley-Interscience, N. Y. (1972).
- [13] Lesko, J., Chem. Listy 69, 956 (1975).
- [14] Laity, R. W., and McIntyre, J. D. E., J. Amer. Chem. Soc. 87, 3806 (1965).
- [15] Davis, D. G., in "Electroanalytical Chemistry" Vol. 1, (Bard, A. J., ed.) Marcel Dekker, N. Y. (1966).
- [16] Murray, R. W., in "Physical Methods of Chemistry" Vol. 2A (Weissberger, A., and Rossiter, B. W., eds.) Wiley-Interscience, N. Y. (1971).
- [17] Bansal, N. P. and Plambeck, J. A., Canad. J. Chem. 56, 155 (1978).
- [18] Delahay, P., "New Instrumental Methods in Electrochemistry" Interscience, N. Y. (1954).
- [19] MacDonald, D. D., "Transient Techniques in Electrochemistry", Plenum Press, N. Y. (1977).
- [20] Adams, R. N., "Electrochemistry at Solid Electrodes", Marcel-Dekker, N. Y. (1969).
- [21] Meites, L., "Polarographic Techniques", Interscience, N. Y. (1965).
- [22] Levich, V. G., Acta Physicochem. URSS 17, 257 (1942).
- [23] Levich, V. G., "Physicochemical Hydrodynamics", Prentice-Hall, N. J. (1962).
- [24] Laitinen, H. A., and Osteryoung, R. A., J. Electrochem. Soc. 102, 598 (1955).
- [25] Laitinen, H. A., and Gaur, H. C., J. Electrochem. Soc. 104, 730 (1957).
- [26] Randles, J. E. B., Discuss. Faraday Soc. 1, 11 (1947).
- [27] Grahame, D., J. Electrochem. Soc. 99, 270C (1952).
- [28] Ershler, B., Zhur. Fiz. Khim. 22, 344, 683 (1948).
- [29] Gerisher, H., Z. Phys. Chem. 198, 286 (1951).
- [30] Hillson, P., Trans. Faraday Soc. 50, 385 (1954).
- [31] Armstrong, R. D., Dickenson, T., and Reid, M., Electrochim. Acta 21, 935 (1976).
- [32] Ukshe, E. A., and Bukun, N. G., Russ. J. Phys. Chem. 35, 1330 (1961).
- [33] Gustafsson, S. E., Wallin, L. F., and Arvidsson, T. E., Z. Naturforsch. 23A, 1261 (1968).
- [34] Gustafsson, S. E., Karawaacki, E., and Okada, I., Z. Naturforsch. 30A, 35 (1975).
- [35] Arvidsson, T. E. G., Afsenius, S. A., and Gustafsson, S. E., Z. Naturforsch. 26A, 752 (1971).
- [36] Arvidsson, T. E. G., Afsenius, S. A., and Gustafsson, S. E., J. Chem. Phys. 53, 2621 (1970).
- [37] Odawara, O., Okada, I., and Kawamura, K., Z. Naturforsch. 34A, 504 (1979).

- [38] Okada, I., and Gustafsson, S. E., *Electrochim. Acta* **18**, 275 (1973).
- [39] Gustafsson, S. E., Halling, N. O., and Kjellander, R. A. E., *Z. Naturforsch.* **23A**, 44 (1968).
- [40] Gustafsson, S. W., in *Abstracts of Gothenburg Dissertations in Science* **12** (1969).
- [41] Wendelov, L. W., Gustafsson, S. W., Halling, N. O., and Kjellander, R. A. E., *Z. Naturforsch.* **22A**, 1363 (1967).
- [42] Gustafsson, S. W., in "Optical Instruments and Techniques" (Dickson, J. H., ed.), Oriol Press, Newcastle-upon-Tyne (1970).
- [43] Koster, J., Ph.D. Thesis, Amsterdam (1971).
- [44] Koster, J. and Ketelaar, J. A. A., *J. Chim. Phys. Special Issue* (Oct.) 171 (1969).
- [45] Bockris, J. O'M., and Hooper, G. W., *Discuss. Faraday Soc.* **32**, 218 (1961).
- [46] Nanis, L., Richards, N. R., and Bockris, J. O'M., *Rev. Sci. Instr.* **36**, 673 (1965).
- [47] Zuca, S., and Constantinescu, M., *Rev. Roumaine Chim.* **17**, 385 (1972).
- [48] Zuca, S., and Constantinescu, M., *Z. Naturforsch.* **29A**, 497 (1974).
- [49] Tricklebank, S. B., Nanis, L., and Bockris, J. O'M., *Rev. Sci. Instr.* **35**, 807 (1964).
- [50] Dworkin, A. S., Escue, R. B., and Van Arsdale, E. R., *J. Phys. Chem.* **64**, 872 (1960).
- [51] Lantelme, F., Ph.D. Thesis, Paris (1965).
- [52] Spedding, P. L., and Mills, R., *J. Electrochem. Soc.* **112**, 594 (1965).
- [53] Spedding, P. L., vide infra: [10].
- [54] Corbett, J. D., and Duke, F. R., vide infra: [11].
- [55] Dunlop, P. J., Steel, B. J. and Lane, J. E., vide infra: [12].
- [56] Djordjevic, S., and Hills, G. J., *Trans. Faraday Soc.* **56**, 269 (1960).
- [57] Spedding, P. L., and Mills, R., *J. Electrochem. Soc.* **113**, 599 (1966).
- [58] Sjoblom, C. A., and Lunden, A., *Z. Naturforsch.* **18A**, 942 (1963).
- [59] Sjoblom, C. A., and Andersson, J., *Z. Naturforsch.* **23A**, 239 (1968).
- [60] Sjoblom, C. A., *Abstracts of Gothenburg Dissertations in Science* **8** (1968).
- [61] Towers, H., Paris, M., and Chipman, J., *Trans. AIME* **197**, 1455 (1953).
- [62] Towers, H. and Chipman, J., *Trans. AIME* **209**, 769 (1957).
- [63] Angell, C. A., and Bockris, J. O'M., *J. Sci. Instr.* **35**, 458 (1958).
- [64] Bockris, J. O'M., and Angell, C. A., *Electrochim. Acta* **1**, 308 (1959).
- [65] Wallin, L. E., *Z. Naturforsch.* **17A**, 191, 195 (1962).
- [66] Gordon, A. R., *Annals N. Y. Acad. Sci.* **46**, 285 (1945).
- [67] Stokes, R. H., *J. Amer. Chem. Soc.* **72**, 2243 (1950).
- [68] Janz, G. J., and Mayer, G. E., "Diffusion of Electrolytes: Principles and Practice of the Diaphragm Cell Technique" Office of Saline Water R. & D. Rpt.# 196 (1966), U. S. Dept. Interior, Washington, D. C.
- [69] Mills, R., and Woolf, L. A., "The Diaphragm Cell" Austral. Nat. Univ. Press (1968).
- [70] Laity, R. W., and Miller, M. P., *J. Phys. Chem.* **68**, 2145 (1964).
- [71] Miller, M. P., Ph.D. Thesis, Princeton University (1962).
- [72] Richter, J., *Z. Naturforsch.* **28A**, 492 (1973).
- [73] Richter, J., *J. Chem. Eng. Data* **18**, 400 (1973).
- [74] Schulze, G., *Z. Phys. Chem.* **89**, 168 (1914).
- [75] Sjoblom, C. A., *Z. Naturforsch.* **20A**, 1572 (1965).
- [76] Sjoblom, C. A., vide infra: [60].
- [77] Wall, F. T., Grieger, P. F., and Childers, C. W., *J. Amer. Chem. Soc.* **74**, 3562 (1952).
- [78] Andreasson, D., Behn, A., and Sjoblom, C. A., *Z. Naturforsch.* **25A**, 700 (1970).
- [79] Grun, F., and Blatter, C., *J. Amer. Chem. Soc.* **80**, 3838 (1958).
- [80] Wall, F. T., and Wendt, R. C., *J. Phys. Chem.* **62**, 1581 (1958).
- [81] Arniker, H. J., *Ann. Physique* **16**, 1291 (1959); *C. R.* **244**, 2241 (1957).
- [82] Honig, E. P., and Ketelaar, J. A. A., *Trans. Faraday Soc.* **62**, 190 (1966).
- [83] Sjoblom, C. A., and Andersson, J., *Z. Naturforsch.* **21A**, 276 (1966).
- [84] Ketelaar, J. A. A., and Honig, E. P., *J. Phys. Chem.* **68**, 1596 (1964).
- [85] Ketelaar, J. A. A., and Kwak, J. C. T., *J. Phys. Chem.* **71**, 1149 (1967).
- [86] Kwak, J. C. T., and Ketelaar, J. A. A., *J. Phys. Chem.* **73**, 94 (1969).
- [87] Kwak, J. C. T., Ph.D. Thesis, University of Amsterdam (1967).
- [88] Honig, E. P., Ph.D. Thesis, University of Amsterdam (1964).

- [89] Forcheri, S., and Monfrini, C., *J. Phys. Chem.* 67, 1566 (1963).
- [90] Berlin, A., Menes, F., Forcheri, S., and Monfrini, C., *J. Phys. Chem.* 57, 2505 (1963).
- [91] Forcheri, S., and Wagner, V., *Z. Naturforsch.* 22A, 1171 (1967).
- [92] Forcheri, S., and Berlin, A., *J. Chromatogr.* 26, 239 (1967).
- [93] Grjotheim, K., Naterstad, T., Torklep, K. E., and Oye, H. A., *Electrochim. Acta* 23, 451 (1978).
- [94] Van Artsdalen, E. R., Brown, D., Dworkin, A. S., and Miller, F. J., *J. Amer. Chem. Soc.* 78, 1772 (1956).
- [95] Lantelme, F., and Chemla, M., *Bull. Soc. Chim. France* 969 (1963).
- [96] Angell, C. A., and Tomlinson, J. W., *Diss. Faraday Soc.* 32, 237 (1961).
- [97] Bogacz, A., and Niewodniczanski, T., *Pr. Nauk. Inst. Neorg. Metal. Pierw. Rzad. Polit. Wroclaw* 31, 153 (1976).
- [98] Nagarajan, M. K., Nanis, L., and Bockris, J. O'M., *J. Phys. Chem.* 68, 2726 (1964).
- [99] Nagarajan, M. K., and Bockris, J. O'M., *J. Phys. Chem.* 70, 1854 (1966).
- [100] Emons, H. H., Brautigam, G., and Winzer, A., *Chem. Zvesti.* 32, 776 (1978).
- [101] Emons, H. H., Brautigam, G., and Winzer, A., *Zeit. Chem.* 16, 164 (1976).
- [102] Forcheri, S., Wagner, V., and Berra, E., *Electrochim. Metall.* 3, 123 (1968).
- [103] Ketelaar, J. A. A., and Kwak, J. C. T., *Trans. Faraday Soc.* 65, 139 (1969).
- [104] Sternberg, S., and Herdlicka, C., *Rev. Roumaine Chim.* 15, 343 (1970).
- [105] Thalmayer, C. E., Bruckenstein, S., and Gruen, D. M., *Inorg. Nucl. Chem.* 26, 347 (1964).
- [106] Mazzocchin, G. A., and Schiavon, G., *J. Electroanal. Chem.* 38, 229 (1972).
- [107] Sternberg, S., and Visan, T., *Rev. Roumaine Chim.* 18, 221 (1973).
- [108] Kawamura, K., *Electrochim. Acta* 12, 1233 (1967).
- [109] Sjoblom, C. A., and Behn, A., *Z. Naturforsch.* 23A, 1774 (1968).
- [110] Bowcott, J. E. L., and Plunkett, B. A., *Electrochim. Acta* 14, 363 (1969).
- [111] Angell, C. A., and Tomlinson, J. W., "Proc. 1st Conf. Electrochem. Australia" (Friend, J. A., and Gutman, F., eds.) Pergamon Press, London (1965).
- [112] Leseur, A., Paper presented at Conservatoire National des Arts et Metiers pour L'Obtention du Titre d'Ingenieur C. N. A. M., May (1969).
- [113] Fondanaiche, J. C., Anstuszewicz, Y., Cartier, R., and Leseur, A., *Bull. Soc. Chim. France* 1689 (1970).
- [114] Laitinen, H. A. and Ferguson, W. S., *Anal. Chem.* 29, 4 (1957).
- [115] Bek, R. Yu., and Lifshits, A. S., *Izv. Sib. Otd. Akad. Nauk. SSSR, Ser. Khim. Nauk.* #3, 58 (1970).
- [116] Naryshkin, I. I., and Yurkinskii, V. P., *Elektrokhim.* 5, 871 (1969).
- [117] Naryshkin, I. I., Yurkinskii, V. P., and Stangrit, P. T., *Elektrokhim.* 5, 1043 (1969).
- [118] Schmidt, E., *Electrochim. Acta* 8, 23 (1963).
- [119] Behl, W. K., *J. Electrochem. Soc.* 118, 889 (1971).
- [120] Heus, R. J., and Egan, J. J., *J. Electrochem. Soc.* 107, 824 (1960).
- [121] Naryshkin, I. I., and Zaichenko, V. N., *Russ. J. Appl. Chem.* 37, 221 (1964).
- [122] Laitinen, H. A., and Gaur, H. C., *Anal. Chim. Acta* 18, 1 (1958).
- [123] Borucka, A. Z., Bockris, J. O'M., and Kitchener, J. A., *Proc. Roy. Soc. (London)* 241A, 554 (1957).
- [124] Berne, E., and Berggeren, J., *Acta Chem. Scand.* 14, 428 (1960).
- [125] Brentel, I., and Beronius, P., *Radiochem. Radioanal. Letters* 34, 9 (1978).
- [126] Mills, R., and Kennedy, J. W., *J. Amer. Chem. Soc.* 75, 6596 (1953).
- [127] Krause, C. J., and Spinks, J. W. T., *Canad. J. Chem.* 32, 71 (1954).
- [128] Mills, R., and Adamson, A. W., *J. Amer. Chem. Soc.* 77, 3454 (1955).
- [129] Rahman, A., Fowler, R. H., and Narten, A. H., *J. Chem. Phys.* 57, 3010 (1972).
- [130] Ciocotti, G., Jacucci, G., and McDonald, I. R., *Phys. Rev. A*, 13, 426 (1976).
- [131] Grjotheim, K., Malinovsky, M., Matiasovsky, K., Zuca, S., and Oye, H. A., *J. Chim. Phys.*, 145 (1969).
- [132] Grjotheim, K., and Zuca, S., *Acta Chem. Scand.*, 22, 531 (1968).
- [133] Harari, D., Lantelme, F., and Chemla, M., *J. Chim. Phys.* 66, 1286 (1969).
- [134] Iwamoto, N., Tsunawaki, Y., Umesaki, N., Furukawa, K., and Ohno, H., *Trans. JWRI*, 7, 1 (1978).

DIFFUSION COEFFICIENTS IN MOLTEN SALTS

- [135] Ohno, H., Tsunawaki, Y., Umesaki, N., Furukawan, K., and Iwamoto, N., *J. Japan Inst. Metals* **41**, 391 (1977).
- [136] Iwamoto, N., Tsunawaki, Y., Umesaki, N., Furukawa, K., and Ohno, H., *Trans. JWRI*, **6**, 17 (1977).
- [137] Ohmichi, T., Ohno, H., and Furukawa, K., *J. Phys. Chem.* **80**, 1628 (1976).
- [138] Clayton, F. R., Mamantov, G., and Manning, D. L., *J. Electrochem. Soc.* **120**, 1199 (1973).
- [139] Hinden, J., Augustynski, J., and Monnier, R., *Electrochim. Acta* **21**, 459 (1976).
- [140] Lantelme, F., and Chemla, M., *Acad. Sci. Paris, Ser. C* **267**, 281 (1968).
- [141] Desclaux, P., and Rolin, M., *Rev. Int. Hautes Temp. Refract.* **8**, 227 (1971).
- [142] Rey, M., cited as priv. commun. to Desclaux and Rolin in [141].
- [143] Shurygin, P. M., Boronenkov, V. N., and Kryuk, V. I., *Izv. Vyssh. Ucheb. Zaved. Tsvet. Met.* **5**, (3), 59 (1962).
- [144] Harari, D., Lantelme, F., and Chemla, M., *C. R. Acad. Sci. Paris* **270C**, 653 (1970).
- [145] Vetyukov, M. M., and Acquah, F., *Elektrokhimiya* **7**, 4, 557 (1971).
- [146] Shurygin, P. M., Boronenkov, V. N., and Kryuk, V. I., *Sbornik. Nauchn. Trud. Uralsk. Polytekh. Inst.* **126**, 80 (1953).
- [147] Vetyukov, M. M., and Acquah, F., *Elektrokhimiya* **5**, 3 (1969).
- [148] Lantelme, F., Damieanecos, D., and Chemla, M., *J. Electrochem. Soc.* **127**, 498 (1980).
- [149] Shurygin, P. M., Barmen, L. N., and Boronenkov, V. N., *Izv. Vyssh. Ucheb. Zaved. Tsvet. Met.* **5**, 106 (1962).
- [150] Borodina, N. P., Smirnov, M. V., and Komarov, V. E., *Tr. Inst. Elektrokhim. Ural. Nauch. Tsentre. Akad. Nauk. SSSR* **17**, 56 (1971).
- [151] Sternberg, S., and Herdlicka, C., *Rev. Roumaine Chim.* **17**, 343 (1972).
- [152] Lenke, R., Uebelhack, W., and Klemm, A., *Z. Naturforsch.* **28A** 881 (1973).
- [153] Ryzhik, O. A., *Tr. Tambov. Inst. Khim. Mashinostr.* **2**, 79 (1968).
- [154] Smirnov, M. V., and Shabanov, O. M., *Soviet. Electrochem.* **2**, 883 (1966).
- [155] Ejima, T., Yamamura, T., Arita, Y., and Matsui, K., *Nippon Kinzoku Gakkaishi* **39**, 409 (1975).
- [156] Herdlicka, C., and Sternberg, S., *Rev. Roumaine Chim.* **18**, 1689 (1973).
- [157] Ukshe, E. A., and Leonova, L. S., *Elektrokhimiya* **6**, 1423 (1970).
- [158] Smirnov, M. V., Ryzhik, O. A., and Kasantse G. N., *Sov. Electrochem.* **1**, 47 (1965).
- [159] Ukshe, E. A., Ryzbukhin, Yu. M., and Volkov S., *Izv. Akad. Nauk. SSSSR Metall* **4**, 89 (1965).
- [160] Ejima, T., Yamamura, T., and Kawashima, M., *Nippon Kinzoku Gakkaishi* **43**, 425 (1979); *Trans. Japan Inst. Metals* **21**, 104 (1980).
- [161] Bockris, J. O'M., Yoshikawa, S., and Richar S. R., *J. Phys. Chem.* **68**, 1838 (1964).
- [162] Bockris, J. O'M., Richards, S. R., and Nani L., *J. Phys. Chem.* **69**, 1627 (1965).
- [163] Bezukladnikov, A. B., and Bozvoritnyi, V. A., *Izv. Akad. Nauk. SSSR Metal* **1**, 64 (1971).
- [164] Bozvoritnyi, V. A., Devyatkin, V. N., and Bezukladnikov, A. B., *Russ. J. Phys. Chem.* **44**, 1197 (1970).
- [165] Ejima, T., Yamamura, T., and Arita, Y., *J. Japan Inst. Metal.* **38**, 859 (1974); **39**, 409 (1975).
- [166] Ivanovskii, L. E., and Nekrassov, V. N., *Tr. Inst. Elektrokhim. Ural. Nauch. Tsentr. Akad. SSSR* **18**, 57 (1972).
- [167] Komarov, V. E., Smirnov, M. V., Borodina, N. P., Kudyakov, V. Ya., and Posokhin, Yu. V., *Elektrokhimiya* **10**, 1599 (1974).
- [168] Komarov, V. E., Smirnov, M. V., and Borodina, N. P., *Tr. Inst. Elektrokhim. Akad. Nauk. SSSR Ural Fil.* **13**, 3 (1969).
- [169] Komarov, V. E., Smirnov, M. V., and Borodina, N. P., *Tr. Inst. Elektrokhim. Ural. Nauch. Tsentr Akad. Nauk. SSSR* **17**, 49 (1971).
- [170] Smirnov, M. V., Komarov, V. E., Borodina, N. P., and Krasnov, Yu. N., *Elektrokhimiya* **10**, 770 (1974).
- [171] Ryabukhin, Yu. M., and Ukshe, E. A., *Akad. Nauk. SSSR Doklady* **145**, 336 (1962).
- [172] Borucka, A. Z., Bockris, J. O'M., and Kitchener, J. A., *J. Chem. Phys.* **24**, 1282 (1956).
- [173] Ichikawa, K., Shimoji, M., and Niwa, K., *Ber. Bunsen Physik. Chem.* **69**, 248 (1965).
- [174] Herdlicka, C., and Sternberg, S., *Rev. Roumaine Chim.* **20**, 1051 (1975).
- [175] Smirnov, M. A., and Shebanov, O. M., *Electrochem. Molten & Solid Electrolytes (Baraboskin, ed.)* **5**, 53 (1967).
- [176] Smirnov, M. V., Komarov, V. E., and Borodina, N. P., *Tr. Inst. Elektrokhim. Ural Fil. Akad. Nauk. SSSR* **19**, 29 (1973).
- [177] Leonova, L. S., Ryabukhin, Yu. M., and Ukshe, E. A., *Elektrokhimiya* **5**, 210 (1969).
- [178] Ryabukhin, Yu. M., *Russ. J. Phys. Chem.* **39**, 1563 (1965).

- [179] Bezukladnikov, A. B., and Bezzoritnyi, V. A., *Fiz. Khim. Elektrokhim. Rasplav Solei Shlakov*, Proc. 3rd All Union Conf. p. 368, Khimiya (publ.) Leningrad (1968).
- [180] Delimarskii, Yu. K., Grishchenko, V. F., and Parkhomenko, N. I., *Ukr. Khim. Zhur.* 41, 1123 (1975).
- [181] Delmarskii, Yu. K., Grishchenko, V. F., and Parkhomenko, N. L., *Elektrokhimiya*, 12, 200 (1976).
- [182] Ejima, T., Yamamura, T., and Hisamoto, H., *Nippon Kinzoku Gakkaishi*, 41, 742 (1977).
- [183] Inyushkina, T. L., Petukova, L. P., Kurmachev, N. A. and Ignatov, S. S., *Russ. J. Phys. Chem.* 51, 601 (1977).
- [184] Behn, A., and Sjoblom, C. A., *Z. Naturforsch.* 29A, 1478 (1974).
- [185] Smirnov, M. V., Kudyakov, V. A., Poaskhin, Yu. V., and Sishkin, V. Yu., *Radiokhim.* 18, 635 (1976).
- [186] Smirnov, M. V., Chebykin, V. V., Tsiovkina, L. A., Lyubimsteva, I. Ya., and Krasnov, Yu. N., *Fiz. Khim. Elektrokhim. Rasplav. Tverd. Elektrolit.* 2, 3 (1973).
- [187] Ejima, T., Yamamura, T., and Kawashima, M., *Nippon Kinzoku Gakkaishi* 43, 425 (1979).
- [188] Denning, K. F., and Johnson, K. E., *Electrochim. Acta* 17, 247 (1972).
- [189] Komarov, V. E., Smirnov, M. V., and Borodina, N. P., *vide infra*: [169].
- [190] Petrescu, V., and Petrescu, S., *Revista de Chimie* 27, 296 (1976).
- [191] Smirnov, M. V., Komarov, V. E., and Borodina, N. P., *Fiz. Khim. Elektrokhim. Rasplav. Solei. Shlakov.*, Tr. Vses. Sovesh. 4th, 3 (1970).
- [192] Smirnov, M. V., Komarov, V. E., Kudyakov, V. Ya., Borodina, N. P., and Posokhin, Yu. V., *Zhur. Fiz. Khim.* 48, 1578 (1974). *Russ. J. Phys. Chem.* 48, 930 (1974).
- [193] Tricklebank, S. E., Nanis, L., and Rockris, J. O'M. *J. Phys. Chem.* 68, 58 (1964).
- [194] Ukshe, E. A., Leonova, L. S., and Bukun, N. G., *Ionnya Rasplv.* 1, 21 (1974).
- [195] Katelnikova, G. A., and Polyakov, P. V., *Izv. Vyssh. Ucheb. Zaved. Tsvet. Metal.* 18, 153 (1975).
- [196] Ivanovskii, L. E., and Nekrassov, V. N., *Fiz. Khim. Elektrokhim. Rasplav. Tverd. Elektrolit. Tez. Dokl. Vses. Sovesh.* 2, 120 (1973).
- [197] Leonova, L. S., and Ukshe, E. A., *Soviet Electrochem.* 6, 871 (1970).
- [198] Smirnov, M. V., Komarov, V. E., Borodina, N. P., and Krasnov, Yu. N., *Sov. Electrochem.* 10, 735 (1974).
- [199] Komarov, V. E., and Borodina, N. P., *Soviet Electrochem.* 13, 1077 (1977).
- [200] Poinet, J. C., and Barbier, M. J., *Chem. Zvesti* 32, 787 (1978).
- [201] Van Norman, J. D., and Tivers, R. J., in "Molten Salts: Characterization and Analysis" p. 509, (Mamantov, G., ed.) Marcel Dekker, N. Y. (1969).
- [202] Angell, C. A., and Tomlinson, J. W., *Trans. Faraday Soc.* 61, 2312 (1965).
- [203] Sjoblom, C. A., and Andersson, J., *Z. Naturforsch.* 23A, 197 (1968).
- [204] Berne, V. e. and Klemm, A., *Z. Naturforsch.* 8A, 400 (1953).
- [205] Komarov, V. E., and Borodina, N. P., *Soviet Electrochem.* 14, 756 (1977).
- [206] Sjoblom, C. A., and Behn, A., *Z. Naturforsch.* 23A, 495 (1968).
- [207] Perkins, G., Jr., Escue, R. P., Lamb, J. F., and Tidwell, T. H., *J. Phys. Chem.*, 64, 495 (1960).
- [208] Ivanovskii, L. W., and Nekrassov, V. N., *Fiz. Khim. Elektrokhim. Rasplav. Tverd. Elektrolit. Tez. Dokl. Vses. Sovesh.* 2, 120 (1973).
- [209] Lorenz, R., "Raumerfulling und Ionenbeweglichkeit", Leipzig, p. 207 (1922); cited by Klemm, A., in "Molten Salt Chemistry", (Blander, M., ed.) Interscience, N. Y. (1964).
- [210] Nekrassov, V. N., Novikov, R. I., and Ivanovskii, L. E., Deposited Publication, VINITI, 6468 (1973).
- [211] Sjoblom, C. A., *Z. Naturforsch.* 18A, 1247 (1963).
- [212] Wallin, L. E., and Lunden, A., *Z. Naturforsch.* 14A, 262 (1959).
- [213] Topol. L. E., and Osteryoung, R. A., *J. Phys. Chem.* 66, 1587 (1962).
- [214] Ivanovskii, L. W., Nekrassov, V. N., Biryukov, V. A., and Mironov, V. S., *Sov. Electrochem.* 11, 1285 (1975).
- [215] Delimarskii, Yu. K., Zarbutskii, O. G., and Budnik, V. G., *Sov. Electrochem.* 6, 1563 (1970).
- [216] Cleaver, B., Davies, A. J., and Schiffrin, D. J., *Electrochim. Acta* 18, 747 (1973).
- [217] Davies, A. J., *Electrochim. Acta* 23, 1151 (1978).
- [218] Mills, R., and Spedding, P. L., *J. Phys. Chem.* 70, 4077 (1966).
- [219] Sternberg, S., and Herdlicka, C., *Rev. Roumaine Chim.* 14, 991 (1969).
- [220] Tkalenko, D. A., *Soviet Electrochem.* 15, 607 (1969).

- [221] Klemm, A., in "Molten Salt Chemistry" p.535 (Blander, M., ed.) Interscience, N. Y. (1964).
- [222] Zuca, S., and Constantinescu, M., Z. Naturforsch. 28A, 51 (1973).
- [223] Kawamura, K., Electrochim. Acta 12, 1233 (1967).
- [224] Laity, R. W., and Miller, M. P., Int. Union Pure & Appl. Chem., 18th Congress, Montreal (1961).
- [225] Laity, R. W., and Miller, M. P., private communication, cited by [105].
- [226] Cleaver, B., and Herdlicka, C., J. Chem. Soc., Faraday Trans. I 72, 1861 (1976).
- [227] Okada, I., and Gustafsson, S. E., Z. Naturforsch. 33A, 447 (1978).
- [228] Tricklebank, S. R., Manis, L., and Bockris, J. O'M., Rev. Sci. Instr. 35, 807 (1964).
- [229] Sada, E., Katoh, S., Yoshii, H., and Yasuda, K., J. Chem. Eng. Data in press (1980).
- [230] Delimarskii, Yu. K., and Markov, B. F., "Electrochemistry of Fused Salts" Sigma Press, Washington, D. C. (1961).
- [231] Aperce, J. P., Lantelme, F., and Chemla, M., C. R. Acad. Sci. Paris 264C, 461 (1967).
- [232] Sternberg, S., and Visan, T., Rev. Roumaine Chim. 22, 321 (1977).
- [233] Sternberg, S., and Herdlicka, C., Rev. Roumaine Chim. 14, 991 (1969).
- [234] Declercq, M., and Withagen-Declercq, A., Anal. Chim. Acta 53, 427 (1973).
- [235] Sternberg, S., and Visan, T., Rev. Roumaine Chim. 24, 219 (1979).
- [236] Behn, A., and Sjoblom, C. A., Z. Naturforsch. 24A, 464 (1969).
- [237] Visan, T., Geana, D. P., and Sternberg, S., Rev. Roumaine Chim. 21, 1153 (1976).
- [238] Kawamura, K., and Ando, T., Trans. Japan Inst. Met. 14, 457 (1973).
- [239] Behn, A., and Sjoblom, C. A., Z. Naturforsch. 28A, 1379 (1973).
- [240] Zuca, S., and Constantinescu, M., Z. Naturforsch. 32A, 1433 (1977).
- [241] Miglio, J. J., Diss. Abstr. Int. 35B, 4353 (1975).
- [242] Poczynajlo, A., Nukleonika, 20, 999 (1975).
- [243] Saxton, R. L., and Rickamer, H. G., J. Chem. Phys. 21, 1362 (1953).
- [244] Divisek, J., Bodewig, F. G., Mergel, J., Lippert, H., and Kastening, B., J. Electrochem. Soc. 127, 357 (1980).
- [245] Takahashi, K., and Miura, V., Mem. School. Eng., Okeyama Univ. 5, 47 (1970).
- [246] Brigaudeau, M., and de Pinochet, I. De. Analisis 5, 55 (1977).
- [247] Delimarskii, Yu. K., Baiko, K. M., and Andreeva, V. N., Ukr. Khim. Zhur. 36, 240 (1970).
- [248] Piszczek, L., Zesz. Nauk Politech. Slask. Chem. 68, 3 (1974).
- [249] Takahashi, K., and Miura, Y., J. Ceram. Soc. Japan 87, 94 (1979).
- [250] Lovering, D. G., Colln. Czech. Chem. Commun. 37, 3697 (1972).
- [251] Lovering, D. J., J. Electroanal. Chem. 50, 91 (1974).
- [252] Shilina, G. V., Ukr. Khim. Zhur. 41, 1316 (1975).
- [253] Moynihan, C. T., and Angell, C. A., J. Phys. Chem. 74, 736 (1970).
- [254] Bansal, N. P., and Plambeck, J. A., J. Electrochem. Soc. 124, 1036 (1977).
- [255] Pacak, P., and Slama, I., Rev. Roumaine Chim. 22, 1463 (1977).
- [256] Braunstein, J., Orr, L., Alvarez-Funes, A. R., and Braunstein, H., J. Electroanal. Chem. 15, 337 (1967).
- [257] Bansal, N. P., and Plambeck, J. A., Electrochim. Acta 23, 1053 (1978).
- [258] Nanjundiah, C., and Narayan, R., in Extended Abstr. p.123, 30th ISE Meeting (1979).
- [259] Bartocci, V., Marassi, R., Cescon, P., and Pucciarelli, F., Gazz. Chim. Ital. 104, 509 (1974).
- [260] Furuhashi, A., Nishimura, Y., and Hayakawa, Y., Denki Kagaku 38, 420 (1970).
- [261] Furuhashi, A., Yuyama, T., Urata, Y., and Hayakawa, Y., Denki Kagaku 40, 422 (1972).
- [262] Bartocci, V., Gusteri, M., Marassi, R., Pucciarelli, F., and Cescon, P., J. Electroanal. Chem. 94, 153 (1978).
- [263] Bartocci, V., Marassi, R., and Pucciarelli, F., Chim. Indus. 52, 1201 (1970).
- [264] Kiszka, A., and Twardoch, U., J. Electroanal. Chem. 46, 427 (1973).
- [265] Kiszka, A., and Twardoch, U., Bull. Acad. Pol. Sci. Ser. Sci. Chim. 20, 1063 (1972).
- [266] Kiszka, A., and Twardoch, U., Bull. Acad. Pol. Sci. Ser. Sci. Chim. 20, 481 (1972).
- [267] Twardoch, U., and Kiszka, A., Roczn. Chim. 49, 1757 (1975).
- [268] Kiszka, A., and Rol, B., Bull. Acad. Pol. Sci. Ser. Sci. Chim. 21, 37 (1973).

- [269] Kiszka, A., and Twardoch, U., *Rocz. Chim. Ann. Soc. Chim. Polonorum* 50, 1379 (1976).
- [270] Kiszka, A., and Twardoch, U., unpublished work, cited in [269].
- [271] Kiszka, A., and Grezszczuk, M., *Soviet Electrochem.* 15, 668 (1979).
- [272] Grezszczuk, M., and Kiszka, A., *Proc. 3rd Int. Conf. Molten Salt Chem.* p.88, Wroclaw (1979).
- [273] Takuda, T., Ito, T., and Yamaguchi, T., *Z. Naturforsch.* 26A, 2058 (1971).
- [274] Anisimov, Yu. S., and Mitim, B. S., *Inorg. Mater.* 13, 1166 (1977).
- [275] Franks, E., *J. Appl. Electrochem.* 7, 147 (1977).
- [276] Franks, E., and Mukharjee, A., *J. Electroanal. Chem.* 49, 456 (1974).
- [277] Colom, F., and De La Cruz, M., *Anal. de Quim.* 71, 539 (1975).
- [278] Manning, D. L., and Mamantov, G., *J. Electroanal. Chem.* 7, 102 (1964).
- [279] Vallet, C. E., Bronstein, H. R., and Fraunstein, J., *J. Electrochem. Soc.* 121, 1429 (1974).
- [280] Vallet, C. E., and Fraunstein, J., *J. Am. Ceram. Soc.* 58, 209 (1975).
- [281] Cartier, R., *Atomic Energy Comm. (France) Report # CEA-R-3792* (1969).
- [282] Braunstein, J., Bronstein, H., and Truitt, J., *J. Electroanal. Chem.* 44, 463 (1973).
- [283] Delimarskii, Yu. K., and Pavlenko, N. A., *Ukr. Khim Zhur.* 35, 12 (1969).
- [284] Manning, D. L., *J. Electroanal. Chem.* 7, 302 (1964).
- [285] Clayton, F. R., Mamantov, G., and Manning, D. L., *J. Electrochem. Soc.* 120, 1193 (1973).
- [286] Clayton, F. R., Mamantov, G., and Manning, D. L., *J. Electrochem. Soc.* 121, 86 (1974).
- [287] Senderoff, S., Mellors, G. W., and Reinhart, W. J., *J. Electrochem. Soc.* 112, 840 (1965).
- [288] Senderoff, S., and Mellors, G. W., *J. Electrochem. Soc.* 113, 66 (1966).
- [289] Mellors, G. W., and Senderoff, S., *J. Electrochem. Soc.* 112, 642 (1965).
- [290] Mamantov, G., and Manning, D. L., *Anal. Chem.* 38, 1494 (1966).
- [291] Manning, D. L., and Dale, J. M., in "Molten Salts: Characterization and Analysis" p. 563, (Mamantov, G., ed.) Marcel-Decker, N. Y. (1969).
- [292] Manning, D. L., and Mamantov, G., *High Temp. Sci.* 3, 533 (1971).
- [293] Hammond, J. S., and Manning, D. L., *High Temp. Sci.* 5, 50 (1973).
- [294] Manning, D. L., and Mamantov, G., *Electrochim. Acta* 19, 177 (1974).
- [295] Mamantov, G., and Manning, D. L., *J. Electroanal. Chem.* 18, 309 (1968).
- [296] Manning, D. L., and Mamantov, G., *High Temp. Sci.* 8, 219 (1976).
- [297] Piron, D. L., Asakura, S., and Nobe, K., in *Proc. Int. Symp. Metal-Slags-Gas Reactions and Processes*, p. 625; The Electrochem. Soc. (publ.) Princeton, N. J. (1975).
- [298] Bouteillon, J., and Barbier, M. J., *J. Electroanal. Chem.* 56, 399 (1974).
- [299] Shapovel, V. I., and Vasilenko, V. A., *Ukr. Khim. Zhur.* 40, 868 (1974).
- [300] Caligara, F., Martinot, L., and Duyckaerts, G., *Bull. Soc. Chim. Belges* 76, 15 (1967).
- [301] Smirnov, M. V., Krasnov, Yu. N., Komarov, V. E. and Alekseev, V. N., *Electrochem. Molten & Solid Electrolytes* 6, 47 (1968).
- [302] Piron, D. L., Asakura, S., and Nobe, K., *J. Electrochem. Soc.* 123, 503 (1976).
- [303] Levy, S. C., and Reinhardt, F. W., *J. Electrochem. Soc.* 122, 200 (1975).
- [304] Canoo, C., and Claes, P., *Electrochim. Acta* 19, 37 (1974).
- [305] Poignet, J. C., and Barbier, M. J., *Electrochim. Acta* 17, 1227 (1972).
- [306] Martinot, L., and Duyckaerts, G., *Inorg. Nucl. Chem. Letters* 6, 587 (1970).
- [307] Martinot, L., and Duyckaerts, G., *Anal. Letters* 1, 669 (1968).
- [308] Pimenov, V. F., and Baimakov, Yu. V., *Elektrokhimiya* 4, 1357 (1968).
- [309] Laitinen, H. A., and Rankert, R. D., *Anal. Chem.* 39, 1790 (1967).
- [310] Scrosati, B., and Laitinen, H. A., *Anal. Chem.* 38, 1894 (1966).
- [311] Inman, D., Legey, J. C. L., and Spencer, R., *J. Electroanal. Chem.* 61, 289 (1975).
- [312] Geldner, E., Knacke, O., and Muller, F., *Z. Anorg. Allgm. Chem.* 372, 14 (1970).
- [313] Martinot, L., Spirlet, J. C., Duyckaerts, G., and Muller, W., *Anal. Letters* 6, 321 (1973).
- [314] Naryshkin, I. I., and Yurkinskii, V. P., *vide infra* [116], 871 (1969).
- [315] Baraboshkin, A. N., *Ionnye Rasplav* 1, 61 (1974).
- [316] Drossbach, P., and Petrick, P., *Z. Electrochem.* 58, 95 (1954).

- [317] Delimarskii, Yu. K., Markov, B. F., and Berenblum, L. S., *Zhur. Fiz. Khim.* **27**, 1848 (1953).
- [318] Gerlach, J., *Erzmetall.* **20**, 3 (1967).
- [319] Popov, B. N., and Laitinen, H. A., *J. Electrochem. Soc.* **117**, 482 (1970).
- [320] Suzuki, T., *Electrochim. Acta* **15**, 503 (1970).
- [321] Baitikov, Yu. V., and Tomskikh, I. V., "Fiz. Khim. Elektrokhim. Rasplav. Solei. Shlakov" Proc. 3rd All Union Conf. Khimiya (publ.) Leningrad (1968).
- [322] Scrosati, B., *Anal. Chem.* **38**, 1588 (1966).
- [323] Schmidt, E., rianer, H., and Siegenthaler, H., *Electrochim. Acta* **10**, 429 (1965).
- [324] Sokolovskii, Yu. S., Smirnov, M. V., and Skiba, O. V., *Tr. Inst. Elektrokhim. Ural Fil. Akad. Nauk SSSR* **5**, 41 (1964).
- [325] Caligara, F., Martinot, L., and Duyckaerts, G., *J. Chim. Phys.* **64**, 1740 (1967).
- [326] Nissen, D. A., *J. Inorg. Nucl. Chem.* **28**, 1740 (1966).
- [327] Laitinen, H. A., and Rhodes, D. R., *J. Electrochem. Soc.* **109**, 413 (1962).
- [328] Caligara, F., Martinot, L., and Duyckaerts, G., *J. Electroanal. Chem.* **16**, 335 (1968).
- [329] Lantelme, F., Hanselin, J. P., and Chemla, M., *Electrochim. Acta* **22**, 1113 (1977).
- [330] Uchida, I., and Laitinen, H. A., *J. Electrochem. Soc.* **123**, 829 (1976).
- [331] Hancock, K. W., and Laitinen, H. A., *J. Electrochem. Soc.* **118**, 1123 (1971).
- [332] Laitinen, H. A., and Lucas, K. R., *J. Electroanal. Chem.* **12**, 553 (1966).
- [333] Panchenko, I. D., *Russ. J. Phys. Chem.*, **39**, 277 (1965).
- [334] Bodewig, F. G., and Plambeck, J. A., *J. Electrochem. Soc.* **116**, 607 (1969).
- [335] Martinot, L., and Duyckaerts, G., *Anal. Letters* **4**, 1 (1971).
- [336] Martinot, L., and Duyckaerts, G., *Inorg. Nucl. Chem. Letters* **2**, 909 (1969).
- [337] Panchenko, I. D., Penkalo, I. I., and Delimarskii, Yu. K., *Soviet Electrochem.* **2**, 485 (1966).
- [338] Martinot, L., Reul, J., Duyckaerts, G., and Muller, W., *Anal. Letters* **8**, 233 (1975).
- [339] Panchenko, I. D., and Penkalo, I. I., *Ukr. Khim. Zhur.* **34**, 42 (1968).
- [340] Senderoff, S., and Mellors, G. W., *J. Electrochem. Soc.* **114**, 556 (1967).
- [341] Shafir, J. M. and Plambeck, J. A., *J. Electrochem. Soc.* **120**, 18 (1973).
- [342] Popov, B. N., and Laitinen, H. A., *J. Electrochem. Soc.* **120**, 1346 (1973).
- [343] Chessmore, R. B. and Laitinen, H. A., *J. Electrochem. Soc.* **122**, 238 (1975).
- [344] Hancock, K. W., and Deanhart, M. L., *Anal. Chem.* **45**, 176 (1973).
- [345] Van Norman, J. D. and Tivers, R. J., *J. Electrochem. Soc.* **118**, 258 (1971).
- [346] Minh, N. O. and Welch, B. J., *Austral. J. Chem.* **28**, 965 (1975).
- [347] Saeki, Y., Suzuki, T., and Otani, M., *Denki Kagaku* **35**, 193 (1967).
- [348] Johnston, R. O., *Dissertations Abstr.* **B35**, 5272 (1975).
- [349] Mbuyi, M. B., and Duyckaerts, G., *Bull. Soc. Chim. Belges* **86**, 561 (1977).
- [350] Hills, G. J., Schiffrin, D. J., and Thompson, J., *J. Electrochem. Soc.* **120**, 157 (1973).
- [351] Piszczek, L., *Zesz. Nauk Politech. Slask. Chem.* **68**, 3 (1974).
- [352] Inman, D., Legey, J. C., and Spencer, R., *J. Appl. Electrochem.* **8**, 269 (1978).
- [353] Butorov, V. P., Novikov, E. A., Nichikov, I. F., Raspopin, S. P., and Khamatshin, A. A., *Izv. Vyssh. Ucheb. Zaved. Tavetn. Metall.* **2**, 85 (1975).
- [354] Kanno, M., and Yamagami, S., *Denki Kagaku Oyubi Kogyo Butsuri Kagaku* **43**, 131 (1975).
- [355] Lantelme, F., Hanselin, J. P., and Chemla, M., *J. Electroanal. Chem.* **97**, 49 (1979).
- [356] Uchida, I., and Toshima, S., *J. Appl. Electrochem.* **9**, 647 (1979).
- [357] Sada, E., Katoh, S., Yoshi, H., and Yasuda, K., *J. Chem. Eng. Data* (in press, 1980).
- [358] Melendres, C. A., Ackerman, J. P., and Steunenberg, R. K., in "Proc. Int. Symp. Molten Salts" (Pensler, J. P., et al., eds.) p.575, *The Electrochem. Soc. (publ.) Princeton, N. J.* (1976).
- [359] Kanzaki, Y., and Takahashi, M., *J. Electroanal. Chem.* **58**, 339 (1975).
- [360] Kober, V. I., and Lebedev, V. A., *Tr. Ural Politek. Inst.* **220**, 88 (1973).
- [361] Martinot, L., and Duyckaerts, G., *Inorg. Nucl. Chem. Letters* **13**, 321 (1977).
- [362] Baraboshkin, A. N., Smirnov, M. V., and Saltykova, N. A., *Tr. Inst. Elektrokhim. Akad. Nauk SSSR, Ural. Filial* **2**, 53 (1961).
- [363] Bek, R. Yu., and Lifshits, A. S., *Izv. Sibersk. Otd. Akad. Nauk SSSR, Ser. Khim. Nauk* **6**, 70 (1967).

- [364] Butorov, V. P., Nichkov, I. F., Raspopin, S. P., and Novikov, E. A., *Zhur. Prikl. Khim.*, **45**, 2160 (1972).
- [365] Kanashin, Yu. P., Butorov, V. P., Novikov, E. A., Nichkov, I. F., and Raspopin, S. P., *Soviet Electrochem.*, **8**, 69 (1972).
- [366] Kornilov, M. I., Solomatin, V. E., and Ilyushchenko, N. G., *Elektrokhimiya* **5**, 945 (1969).
- [367] Volkovich, A. V. Lyazgin, B. I., and Potapenko, O. G., *Izv. Vyssh. Ucheb. Zaved. Tsvet. Met.* **15**, 34 (1972).
- [368] Shkolnikov, S. N. and Manenkov, M. I., *Izv. Vyssh. Ucheb. Zaved. SSSR, Tsvet. Met.* **17**, 103 (1974).
- [369] Polyakov, P. V., Volkov, A. M., and Manenkov, M. I., *Obogashch. Met. Tsvet. Met.* **3**, 65 (1969).
- [370] Nichkov, I. F., Novikov, E. A., Raspopin, S. P., and Butorov, V. P., *J. Appl. Chem. USSR* **42**, 2674 (1969).
- [371] Sakakura, T., and Kirihara, T., *Denki Kagaku* **36**, 452 (1968).
- [372] Sakakura, T., *J. Electrochem. (Japan)* **35**, 75 (1967); *Denki Kagaku* **34**, 780 (1966).
- [373] Naryshkin, I. I., Yurkinskii, V. P., and Yavich, B. S., *Fiz. Khim. Elektrokhim. Rasplav. Solei. Shlakov, Tr. Vses. Soveshch.* **3**, 255 (1966).
- [374] Sal'nikov, V. I., Butorov, V. P., Mel'nikov, B. V., Lebedev, V. A., and Nichkov, I. F., *Elektrokhimiya* **10**, 1199 (1974).
- [375] Delimarskii, Yu. K. K., Gorodiskii, A. V., and Kuzmovich, V. V., *Coll. Czech. Chem. Comm.* **25** 3056 (1960).
- [376] Stromatt, R. W., *J. Electrochem. Soc.* **110**, 1277 (1963).
- [377] Yangi, T., Ikeda, T., and Shinagawa, M., *Nippon Kagaku Zasshi* **86**, 893 (1966).
- [378] Naryshkin, I. I., Yurkinskii, V. P., and Yavich, B. S., *Elektrokhimiya* **2**, 864 (1966).
- [379] Potapenko, O. G., Volkovich, A. V., and Nichkov, I. F., *Izv. Vyssh. Ucheb. Zaved. Tsvet. Met.* **5**, 144 (1975).
- [380] Tadasi, I. et al., *J. Chem. Soc. Japan, Pure Chem. Sec.* **86**, 898 (1965).
- [381] Baraboshkin, A. N., Saltykova, N. A., and Kosykin, L. T., *Electrochem. Molten and Solid Electrolytes* **6**, 41 (1968).
- [382] Smirnov, M. V., Balva, T. F., and Komarov, V. E., *Tr. Inst. Elektrokhim. Ural. Fil. Akad. Nauk SSSR* **3**, 59 (1962).
- [383] Tkacheva, N. S., Bukun, N. G., and Ukshe, E. A., *Elektrokhimiya* **7**, 725 (1971).
- [384] Bartakov, Yu. V., and Tomskikh, I. V., *Fiz. Khim. Elektrokhim. Rasplav. Sol. Shlakov. P.52, Khimiya (publ.) Leningrad* (1968).
- [385] Stein, R. B., *J. Electrochem. Soc.* **106**, 528 (1959).
- [386] Skiba, O. V., Smirnov, M. V., and Khazemova, T. F., *Tr. Inst. Elektrokhim. Ural. Fil. Akad. Nauk SSSR* **4**, 11 (1963).
- [387] Skiba, O. V., Smirnov, M. V., and Khazemova, T. F., *Electrochem. Solid & Molten Electrolytes* **2**, 7 (1964).
- [388] Hoff, M., *Electrochim. Acta* **16**, 1059 (1971).
- [389] Delimarskii, Yu. K., and Kuzmovich, V. V., *Zhur. Neorg. Khim.*, **4**, 2732 (1959).
- [390] Wrench, D. M., and Inman, D., *Electrochim. Acta* **12**, 1601 (1967).
- [391] Cho, K., and Kuroda, T., *Denki Kagaku* **39**, 206 (1971).
- [392] Delimarskii, Yu. K., and Kuzmovich, V. V., *J. Appl. Chem. USSR* **37**, 1484 (1964).
- [393] Sakakura, T., and Kirihara, T., *Denki Kagaku* **37**, 107 (1969).
- [394] Sakawa, M., and Kuroda, T., *Denki Kagaku* **37**, 99 (1969).
- [395] Franks, E., and Inman, D., *J. Electroanal. Chem.* **26**, 13 (1970).
- [396] Smirnov, M. V., and Skiba, O. V., *Electrochem. Solid & Molten Electrolytes* **2**, 12 (1964).
- [397] Delimarskii, Yu. K., Shapoval, V. I., and Vasilenko, V. A., *Soviet Electrochem.* **7**, 1255 (1971).
- [398] Nichkov, I. F., Novikov, E. A., Raspopin, S. P., Korzh, A. M., and Ivanov, Yu. M., *Soviet Electrochem.* **4**, 524 (1967).
- [399] Potapenko, O. G., Volkovich, A. V., Fedorchenko, V. D., and Lyazgin, B. I., *Izv. Vyssh. Ucheb. Zaved. Tsvet. Met.* **18**, 147 (1975).
- [400] Shapoval, V. I., Delimarskii, Yu. K., and Tsiklauri, O. G., *Ukr. Khim. Zhur.* **40**, 734 (1974).
- [401] Uirova, M., and Malinovsky, M., *Chem. Zvesti.* **27**, 159 (1973).
- [402] Shapoval, V. I., Delimarskii, Yu. K., and Kushkov, K. B., *Soviet Electrochem.* **14**, 939 (1978).
- [403] Sternberg, S., and Petrescu, V., *Rev. Roumaine Chem.* **20**, 1231 (1975).
- [404] Martinot, L., and Duyckaerts, G., *Inorg. Nucl. Chem. Letters* **13**, 321 (1977).
- [405] Naryshkin, I. I., and Gavrilov, L. A., *Russ. J. Appl. Chem.* **37**, 1129 (1964).
- [406] Bezzoritnii, V. A., Pezukuladnikov, A. B., and Stupina, A. M., *Russ. J. Phys. Chem.* **48**, 290 (1974).

- [407] Ukshe, E. A., Leonova, L. S., Yavonova, G. N., and Bukun, N. G., *Soviet Electrochem.* **7**, 373 (1971).
- [408] Wood, J. M., Extended Abstr. 111th Meeting Electrochem. Soc., Washington (May, 1957).
- [409] Deanhart, M. L., and Hanck, K. W., *J. Electrochem. Soc.* **122**, 1627 (1975).
- [410] Perkins, G., Escue, R. B., Lamb, J. F., Tidwell, T. H., and Wimberley, J. W., *J. Phys. Chem.* **64**, 1911 (1960).
- [411] de Guibert, A., and Plichon V., *J. Electroanal. Chem.* **90**, 399 (1978).
- [412] de Guibert, A., Plichon, V., and Radoz-Lambling, J., *J. Electrochem. Soc.* **126**, 1902 (1979).
- [413] Lelievre, D., de Guibert, A., and Plichon, V., Extended Abstr. p.231, 30th ISE Meeting, Trondheim (1979).
- [414] Lelievre, D., de Guibert, A., and Plichon, V., *Electrochim. Acta* **24**, 1243 (1979).
- [415] Chovnyk, N. G., and Myshalov, M. V., *Soviet Electrochem.* **6**, 1583 (1970).
- [416] Martinot, L., Gerard, Th., and Duyckaerts, G., *Inorg. Nucl. Chem. Letters* **9**, 657 (1972).
- [417] Ting, G., Fung, K. W., and Mamantov, G., *J. Electrochem. Soc.* **123**, 624 (1976).
- [418] Fung, K. W., and Mamantov, G., *J. Electroanal. Chem.* **35**, 27 (1972).
- [419] Maraosi, R., Chambers, J. O., and Mamantov, G., *J. Electroanal. Chem.* **69**, 345 (1976).
- [420] Gilbert, B., Mamantov, G., and Fung, K. W., *Inorg. Chem.* **14**, 1802 (1975).
- [421] Boxall, L. G., Jones, H. L., and Osteryoung, R. A., *J. Electrochem. Soc.* **121**, 212 (1974).
- [422] Gilbert, B., Brotherton, D. L., and Mamantov, G., *J. Electrochem. Soc.* **121**, 773 (1974).
- [423] Francini, M., Martini, S., and Monfrini, C., *Electrochim. Metall.* **2**, 3 (1967).
- [424] Delimarskii, Yu. K. and Makogan, V. F., *Zashchita Metallov* **5**, 128 (1969).
- [425] Gilbert, B., Demarteau, V., and Duyckaerts, G., *J. Electroanal. Chem.* **89**, 123 (1978).
- [426] Hussey, C. L., King, L. A., and Erbacher, J. K., *J. Electrochem. Soc.* **125**, 561 (1978).
- [427] Phillips, J., and Osteryoung, R. A., *J. Electrochem. Soc.* **124**, 1465 (1977).
- [428] Gilbert, B., and Osteryoung, R. A., *J. Am. Chem. Soc.* **100**, 2725 (1978).
- [429] Robinson, J., and Osteryoung, R. A., *J. Electrochem. Soc.* **125**, 1454 (1978).
- [430] Robinson, J., and Osteryoung, R. A., *J. Electrochem. Soc.* **125**, 1784 (1978).
- [431] Bagrii, V. A., Pavlenko, N. A., and Chetverikov, A. V., *Ukr. Khim. Zhur.* **45**, 215 (1979).
- [432] Meuris, F., Herman, L., and Dolleslager, W., *J. Electrochem. Soc.* **127**, 1294 (1980).
- [433] Minh, N. Q., and Welch, B. J., *J. Electroanal. Chem.* **92**, 179 (1978).
- [434] Chemla, M., Lantelme, F., and Mehta, O. P., *J. Chim. Phys. Physicochim. Biol. (Spec. No., Oct.)* p.136 (1969).
- [435] Delimarskii, Yu. K., and Pogrebnoi, P. A., *Ukr. Khim. Zhur.* **33**, 1308 (1967).
- [436] Sapolovskii, Yu. S., Smirnov, M. V., and Skiba, O. V., *Tr. Inst. Elektrokhim. Ural. Fil. Nauk Akad. Nauk SSSR* **5**, 41 (1964).
- [437] Chryssoulakis, J., Lepinay, J. De., and Barbier, M. J., *J. Appl. Electrochem.* **6**, 507 (1976).
- [438] Van der Kouwe, E. Th., and Van Gruenwaldt, A., *J. Appl. Electrochem.* **7**, 407 (1977).
- [439] Zacchin, S., Schiavon, G., and Bombi, G. G., *J. Electroanal. Chem.* **50**, 261 (1974).
- [440] Martinot, L., and Duyckaerts, G., *J. Radioanal. Chem.* **35**, 71 (1977).
- [441] Spedding, P. L., and Mills, R., *J. Electrochem. Soc.* **113**, 599 (1966).
- [442] Valgin, M. A., L'vov, A. L., and Loskutkin, V. A., *Soviet Electrochem.* **9**, 353 (1973).
- [443] Tumanova, N. Kh., *Ukr. Khim. Zhur.* **30**, 648 (1964).
- [444] Lantelme, L., and Chemla, M., *Electrochim. Acta* **11**, 1023 (1966).
- [445] Lantelme, L., and Chemla, M., *Acad. Sci. Paris* **258**, 1484 (1964).
- [446] Susic, M. V., Markovic, D. A., and Hercigonja, N. N., *J. Electroanal. Chem.* **41**, 119 (1973).
- [447] Kawamura, K., *Denki Kagaku Oyali Kogyo Butsuri Kagaku* **38** 12 (1970).
- [448] Yurkinskii, V. P., Agenosova, S. R., Morachevskii, A. G., and Zagrivnyi, V. N., *Zhur. Priklad. Khim.* **47**, 1527 (1974).
- [449] Kawamura, K., *Trans. Japan Inst. Met.* **15**, 413 (1974).
- [450] Delimarskii, Yu. K., Markov, B. F., and Berenblym, L. S., *Zhur. Fiz. Khim.* **27**, 1848 (1953).
- [451] Laitinen, H. A., and Osteryoung, R. A., Chap. 4 in "Fused Salts" (Sundheim, B. R., ed.), McGraw-Hill, N. Y. (1964).
- [452] Inman, D., and Bockris, J. O'M., *J. Electroanal. Chem.* **3**, 126 (1962).
- [453] Desimoni, E., Panizza, F., and Zamboni, P. G., *J. Electroanal. Chem.* **38** 373 (1972).

- [454] Swafford, H. S., Jr., and Dietz, J., *Anal. Chem.* 44, 2232 (1972).
- [455] Hills, G. J., Schiffern, D. J., and Thompson, J., *Electrochim. Acta* 19, 557, 571 (1974).
- [456] Inman, D., Sethi, R. S., and Spencer, R., *J. Electroanal. Chem.*, 29 137 (1971).
- [457] Delimarskii, Yu. K., and Shilina, G. V., *Ukr. Khim. Zhur.* 33, 352 (1967).
- [458] El Hosary, A. A., and Shams El Din, A. M., *Electrochim. Acta* 16, 143 (1971).
- [459] Tricia, W. E., Videla, H. A., and Arvia, A. J., *Electrochim. Acta* 16, 1671 (1971).
- [460] Francini, M., and Martini, S., *Electrochim. Acta* 13, 851 (1968).
- [461] Casadio, S., Conte, A., and Salvemini, F., *Electrochim. Acta* 16, 1533 (1971).
- [462] Shilina, G. V., and Delimarskii, Yu. K., *Soviet Prog. Chem.* 33(3), 9 (1967).
- [463] Hills, G. J., and Power, P. D., *J. Polarg. Soc.* 13, 71 (1967).
- [464] Mamantov, G., Strong, J. M., and Clayton, F. R., Jr., *Anal. Chem.* 40, 488 (1968).
- [465] O'Deen, W., and Osteryoung, R. A., *Anal. Chem.* 43, 1879 (1971).
- [466] Zambonin, P. G., Cardetta, V. L., and Signorile, G., *J. Electroanal. Chem.* 28, 237 (1970).
- [467] Zambonin, P. G., and Jordan, J., *J. Am. Chem. Soc.* 91, 2225 (1969).
- [468] Zambonin, P. G., *Anal. Chem.* 44, 763 (1972).
- [469] McCormick, P. G., and Swofford, H. S., Jr., *Anal. Chem.* 41, 146 (1969).
- [470] Topol, L., Osteryoung, R. A., and Christie, J. H., *J. Phys. Chem.* 70, 2857 (1966).
- [471] Francini, M., and Martini, S., *Electrochem. Metall.* 3, 136 (1968).
- [472] Desimoni, E., Palmisano, F., and Zambonin, P. G., *J. Electroanal. Chem.* 84, 323 (1977).
- [473] Chovnyk, N. G., and Vashchenko, V. V., *Russ. J. Phys. Chem.* 35, 283 (1961).
- [474] Desimoni, E., Palmisano, F., Sabbatini, L., and Zambonin, P. G., *Anal. Chem.* 50, 1895 (1978).
- [475] Zuca, S., and Constantinescu, M., *Z. Naturforsch.* 32A, 1435 (1977).
- [476] Zuca, S., and Constantinescu, M., *Rev. Roumaine Chim.* 23, 995 (1978).
- [477] Bansal, N. P., *Rev. Roumaine Chim.* 19, 1287 (1974).
- [478] Gaur, H. C., Bansal, N. P., and Jain, S. K., *Indian J. Chem.* 12, 78 (1974).
- [479] Bhatia, R. L., and Gaur, H. C., *Rev. Roumaine Chim.* 19, 779 (1974).
- [480] Welch, B. J., and Angell, C. A., *Austral. J. Chem.* 25, 1613 (1972).
- [481] Ingram, M. D., and Lewis, G. G., *J. Chem. Soc. Faraday Trans. I* 70 490 (1974).
- [482] Bhatia, R. L., and Gaur, H. C., *Denki Kagaku* 42, 227 (1974).
- [483] Steinberg, M., and Nachtrieb, N. H., *J. Am. Chem. Soc.* 72, 3558 (1950).
- [484] Inman, D., Lovering, D. G., and Narayan, R., *Trans. Faraday Soc.* 63, 3017 (1967).
- [485] Delimarskii, Yu. K., and Shilina, G. V., *Electrochim. Acta* 10, 973 (1965).
- [486] Francini, M., and Martini, S., *Electrochim. Metall.* 3, 132 (1968).
- [487] Barker, G. C., and Faircloth, R. L., *ARF C/R* 2032 (1956), cited in [484].
- [488] Wolfe, C. R., and Caton, R. D., Jr., *Anal. Chem.* 43, 663 (1971).
- [489] Burrows, B. W., and Hills, G. J., *Electrochim. Acta* 15, 445 (1970).
- [490] Inman, D., Jovanovic, D., and White, S. H., *J. Electroanal. Chem.* 43, 37 (1973).
- [491] Liu, C. H., *Anal. Chem.* 33, 1477 (1961).
- [492] Wrench, N. S., private communication, cited in [490].
- [493] Lesko, J., *Chem. Zvesti* 32, 793 (1978).
- [494] Cutler, A. J. B., and Grant, C. J., in "Proc. Int. Symp. Metal-Slag-Gas Reactions and Processes", p.591, *The Electrochem. Soc.* (publ.) Princeton, N. J. (1975).
- [495] Marassi, R., Bartocci, V., Pucciarelli, F., and Cescon, P., *J. Electroanal. Chem.*, 47, 509 (1973).
- [496] Geiss, H., Francini, M., and Martini, S., *Electrochim. Metall.* 4, 17 (1969).
- [497] Robinson, J., and Osteryoung, R. A., *J. Electrochem. Soc.* 127, 122 (1980).
- [498] Mitchell, A., and Burel, B., *Metall. Trans.* 1, 2253 (1970).
- [499] Vetyukov, M. M., and Dyblin, B. S., *Soviet Electrochem.* 11, 470 (1975).
- [500] Dewing, E. W., and Yoshida, K., *Can. Metall. Quarterly* 15, 299 (1976).
- [501] Damianacos, D., Lantelme, P., and Chemla, M., *J. Chim. Phys.* 76, 391 (1979).
- [502] Vetyukov, M. M., Saber, A., Borisoglebskii, Y. V., and Krylov, L. V., *Izv. Vyssh. Ucheb. Zavi. Tsvet. Metall.* 4, 62 (1970).

- [503] Bratland, D., Grjotheim, K., Khron, C. and Motzfeld, K., *J. Metals* (Oct.) p.13 (1967).
- [504] Haugen, W. E., *J. Electrochem. Soc.* 107, 232 (1960).
- [505] Panchenko, I. D., and Bojko, K. M., *Ukr. Khim. Zhur.* 32, 1296 (1966).
- [506] Comtat, M., Gomez, F., and Mahenc, J., *Chem. Eng. Sci.* 30, 1529 (1975).
- [507] Comtat, M., and Vothi, N. D., *J. Chim. Phys.* 73, 109 (1976).
- [508] Ognnyank, S. S., *Diss.*, Kiev (1964).
- [509] Andreasson, D., Behn, A., and Sjoblom, C. A., *Z. Naturforsch.* 26A, 329 (1971).
- [510] van der Graaf, F., Ph.D Thesis, Univ. Amsterdam (June, 1981).
- [511] Torrey, H. C., *Phys. Rev.* 92, 962 (1953); *ibid.* 131 1102 (1963).
- [512] Compan, K., and Haven, Y., *Trans. Faraday Soc.*, 52, 786 (1956); *ibid.* 54, 1498 (1958).
- [513] Iwamoto, N., Tsunawaki, Y., Umesaki, N., Furukawa, K., and Ohno, H., *Trans. JWRI* 7, 5 (1978).
- [514] Mazzocchin, G. A., and Schiavon, G., *J. Electroanal. Chem.* 39, 367 (1972).
- [515] Francini, M., Martini, S., and Monfrini, C., *Electrochim. Metall.* 2, 325 (1967).
- [516] Bansal, N. P., *Austral. J. Chem.*, 27, 1559 (1974).
- [517] Francini, M., and Martini, S., *Z. Naturforsch.* 23A, 795 (1968).
- [518] Thonstad, J., *Electrochim. Acta* 14, 127 (1969).
- [519] Ryabukhin, Yu. M., *Fiz. Khim. Rasplav. Soli. Metall.* 199 (1965).