

Tools—Support and Enhance Learning

A variety of tools are provided to support “Understanding Taxes.” Tools include:



instructions on how to use “Understanding Taxes” to maximize the classroom learning experience.




a glossary of tax terms that provide easy-to-understand definitions from A through Z.



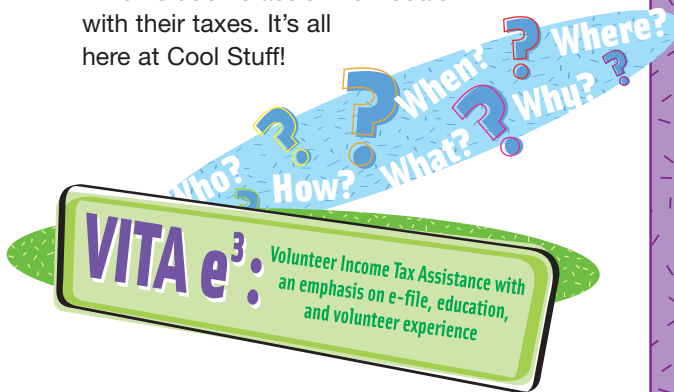
links to additional Web resources that can be used to enrich lessons and provide more information on a topic.

a downloadable Custom Resource List that allows teachers to save lesson plans and their links in advance. Teachers then have quick access to all lesson components when they are ready to present the topic.



And Finally . . . Cool Stuff

Discover how many hours per year citizens spend preparing their taxes or in what country people must pay a tax on every television set they own! Little-known tax trivia and more can be found at Cool Stuff. Students can travel through time or start their own business at “Tax Interactive,” or they can learn more about VITA e³, a volunteer community program in which students assist individuals with their taxes. It’s all here at Cool Stuff!



For More Information

If you have questions regarding the “Understanding Taxes” program, contact your local IRS office. Go to www.irs.gov, click Individuals, then under Resources click Contact My Local Office.

If you need tax forms and instructions for your classroom, you can download the forms from the IRS Web site at www.irs.gov or you can call 1-800-829-FORM. (Note: You can order 100 copies of a form.)



Department of the Treasury
Internal Revenue Service
Publication 2181 (Rev. 11-02)
Catalog Number 245851

Understanding Taxes: Just a Point and Click Away!

“Understanding Taxes” is now online!

The program features over 1100 pages of updated, expanded content redesigned to make learning taxes interactive, relevant, and fun!

Designed by teachers for teachers


“Understanding Taxes” makes real world connections to classroom instruction. It’s a great resource for high schools, community colleges, and the general public for learning more about the history, theory, and application of taxes in the United States.



Teacher Area— The Beauty of Flexibility

The Teacher section organizes classroom content into two distinct content areas—the Whys of Taxes and the Hows of Taxes. Included are:

- thirty-six comprehensive lesson plans that provide instructions on how to incorporate tax theory, history, and application into the classroom, taking the guesswork out of teaching taxes.
- lessons that together can be presented as a complete unit or that can be used individually to accommodate any curriculum or schedule.
- comprehensive correlations to state and national educational standards, emphasizing how “Understanding Taxes” supports classroom instruction.



- six media-rich PowerPoint™ presentations that can be used to support important topics, illustrating key tax concepts and enhancing understanding.

“Understanding Taxes” can be accessed directly online or, for a more traditional approach, as a package of print resources in

PDF format. Each lesson includes one or more components, which can be downloaded individually or as a complete lesson pack.

Student Area—Brings Learning To Life

Students will find a variety of interactive features to help them understand the basics of taxes and bring their learning to life. Each lesson has a special student page that serves as the starting point and links to supporting components and activities such as

- **Activities**—Students can balance the national budget, discover how their tax dollars are spent, and lobby for a cause as they choose from more than 75 interactive activities. Activity types include drag and drop, matching, multiple choice, online crosswords, memory concentration games, interactive map activities, virtual field trips, and more!
- **Tax Tutorials**—Who qualifies as a dependent? What is an exemption? How do you report interest on a Form 1099-INT? Twelve tax tutorials guide students through the basics of tax preparation, providing a non-threatening environment in which students learn the background needed to file a tax return electronically.

- **Simulations**—Students can step into the shoes of over 15 different characters and situations and explore the ins and outs of filing tax returns electronically through realistic simulations.
- **Assessments**—Online graded assessments follow standardized testing formats to check students’ understanding.

Student lessons can be used in the classroom or assigned as independent study offering teachers even more flexibility.

