

## Reading and writing habits of students

*Research has shown that reading ability is positively correlated with the extent to which students read recreationally. Educators are increasingly encouraging their students to read and write on their own, outside of school. Changes in the frequency with which students read and write independently, as well as in the types of materials students read and write, indicate the degree to which recreation activities related to education are supported outside of the classroom.*

- Independent reading and writing habits of students have remained relatively stable across all age groups since 1984, with a few exceptions. For example, although the percentage of students writing letters, notes, or messages has remained nearly constant over the years, more 8<sup>th</sup>-graders in 1994 reported writing stories outside of school at least once a week than in 1984. Also, between 1984 and 1994, the percentage of 8<sup>th</sup>- and 11<sup>th</sup>-grade students who reported keeping a diary or journal increased.
- Between 1984 and 1994, a greater percentage of 9-year-olds than 13- and 17-year-olds reported reading for fun almost every day. In addition, 4<sup>th</sup>-grade students were more likely than 8<sup>th</sup>- or 11<sup>th</sup>-grade students to report that they wrote stories outside of class at least once a week.
- In 1994, 9-, 13-, and 17-year-old students who reported reading for fun at least once a week had higher average reading proficiency scores than students who reported never or hardly ever reading for fun (see supplemental table 17-1).
- In 1994, the types of materials students read both at home and at school varied. For all ages, students reported having most recently read a science, social studies, or mathematics book in school than at home, while they reported most recently reading magazines more at home than in school. Nine-year-olds and 13-year-olds reported having most recently read stories more at home, while 17-year-olds reported reading stories more at school (see supplemental tables 17-2 and 17-3).

### Percentage of students who read for fun, by frequency and age: Selected years 1984–94

Frequency	Age 9					Age 13					Age 17				
	1984	1988	1990	1992	1994	1984	1988	1990	1992	1994	1984	1988	1990	1992	1994
Almost every day	53.3	54.1	54.0	56.2	57.6	35.1	36.0	35.2	37.0	31.9	30.8	28.1	31.1	26.7	29.7
1–2 times a week	27.7	26.1	25.2	28.0	25.1	35.1	31.3	31.9	32.4	32.4	33.5	32.1	31.4	32.9	31.4
1–2 times a month	7.1	6.9	5.7	5.8	5.3	14.2	15.3	13.4	12.8	13.9	16.7	20.8	15.5	17.8	15.3
Few times a year	3.0	3.8	3.5	3.2	3.0	7.2	7.7	8.8	8.4	9.9	10.3	10.1	11.8	11.9	11.9
Never/hardly ever	8.9	9.1	11.6	6.8	9.0	8.5	9.7	10.8	9.5	11.8	8.7	8.9	10.2	10.7	11.7

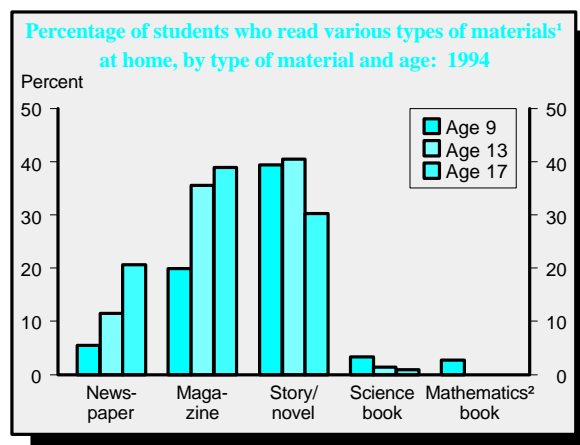
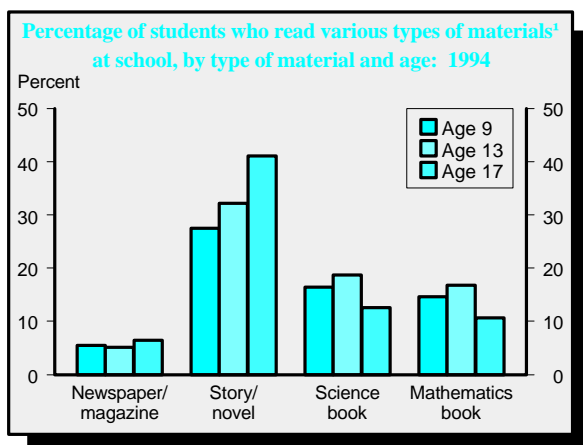
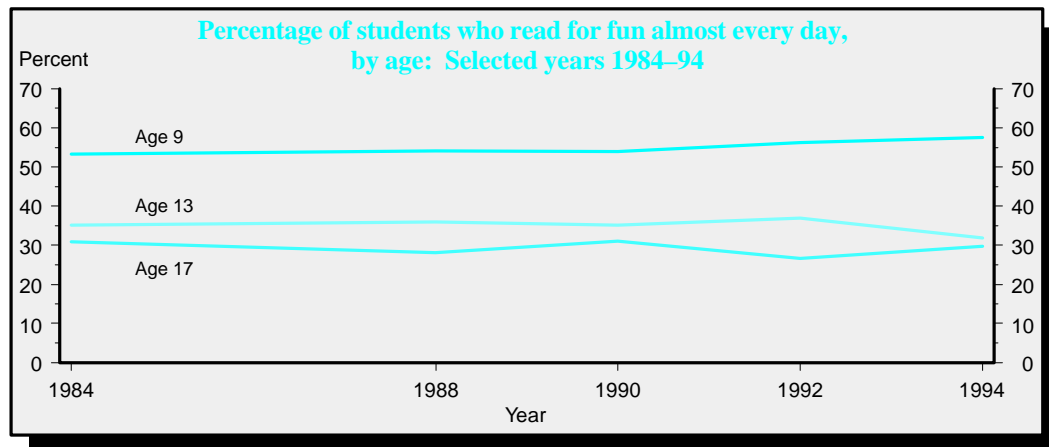
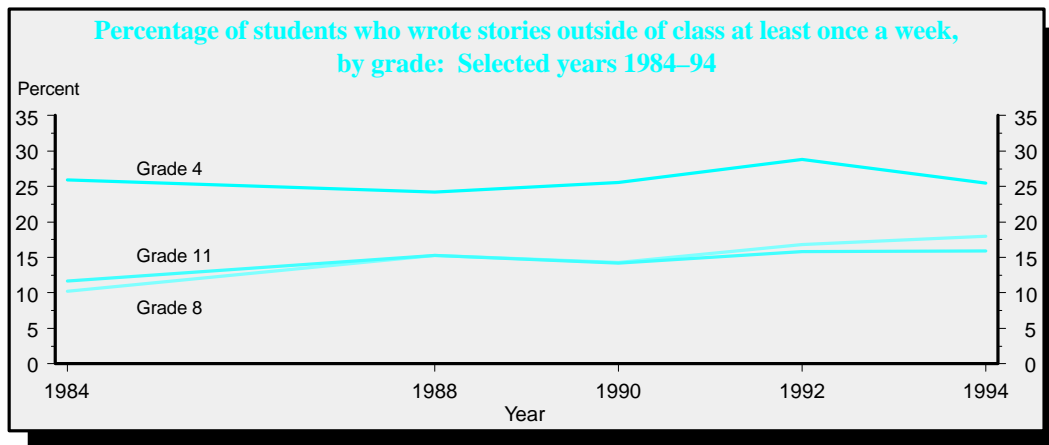
### Percentage of students who wrote outside of class at least once a week, by writing habit and grade: Selected years 1984–94

Writing habit	Grade 4					Grade 8					Grade 11				
	1984	1988	1990	1992	1994	1984	1988	1990	1992	1994	1984	1988	1990	1992	1994
Keep a diary/journal	—	—	—	—	—	25.9	28.6	30.9	29.8	32.8	19.0	22.2	21.3	22.5	27.0
Write for school paper	—	—	—	—	—	8.0	8.1	9.2	11.1	10.2	5.3	4.8	7.1	5.7	8.5
Write letters to relatives	32.5	32.3	36.5	33.6	34.9	37.3	41.9	47.2	45.8	45.1	36.2	43.9	38.5	38.0	38.1
Write notes or messages	43.7	44.7	45.9	45.4	43.9	67.9	70.8	73.5	72.5	71.5	73.7	81.5	78.2	78.9	77.2
Write stories	25.9	24.2	25.6	28.8	25.5	10.2	15.3	14.3	16.8	18.0	11.7	15.3	14.2	15.8	15.9

— Not available.

SOURCE: U.S. Department of Education, National Center for Education Statistics, National Assessment of Educational Progress, *Almanac: Reading 1984 to 1994*, and *Writing 1984 to 1994*, 1996.

## Reading and writing habits of students



<sup>1</sup> Defined as the most recent type of material read.

<sup>2</sup> In 1994, the percentages of students aged 13 and 17 who read mathematics books at home were less than 1.0, and therefore the percentages are not discernable in the graph.

SOURCE: U.S. Department of Education, National Center for Education Statistics, National Assessment of Educational Progress, *Almanac: Reading, 1984 to 1994*, and *Writing, 1984 to 1994, 1996*.

**Percentage of students who read for fun, by frequency and age: Selected years 1984–94**

Frequency	Age 9					Age 13					Age 17				
	1984	1988	1990	1992	1994	1984	1988	1990	1992	1994	1984	1988	1990	1992	1994
Almost every day	53.3	54.1	54.0	56.2	57.6	35.1	36.0	35.2	37.0	31.9	30.8	28.1	31.1	26.7	29.7
1–2 times a week	27.7	26.1	25.2	28.0	25.1	35.1	31.3	31.9	32.4	32.4	33.5	32.1	31.4	32.9	31.4
1–2 times a month	7.1	6.9	5.7	5.8	5.3	14.2	15.3	13.4	12.8	13.9	16.7	20.8	15.5	17.8	15.3
Few times a year	3.0	3.8	3.5	3.2	3.0	7.2	7.7	8.8	8.4	9.9	10.3	10.1	11.8	11.9	11.9
Never/hardly ever	8.9	9.1	11.6	6.8	9.0	8.5	9.7	10.8	9.5	11.8	8.7	8.9	10.2	10.7	11.7

SOURCE: U.S. Department of Education, National Center for Education Statistics, National Assessment of Educational Progress, *Almanac: Reading 1984 to 1994*, and *Writing 1984 to 1994*, 1996.

**Percentage of students who wrote outside of class at least once a week,  
by writing habit and grade: Selected years 1984–94**

Writing habit	Grade 4					Grade 8					Grade 11				
	1984	1988	1990	1992	1994	1984	1988	1990	1992	1994	1984	1988	1990	1992	1994
Keep a diary/journal	—	—	—	—	—	25.9	28.6	30.9	29.8	32.8	19.0	22.2	21.3	22.5	27.0
Write for school paper	—	—	—	—	—	8.0	8.1	9.2	11.1	10.2	5.3	4.8	7.1	5.7	8.5
Write letters to relatives	32.5	32.3	36.5	33.6	34.9	37.3	41.9	47.2	45.8	45.1	36.2	43.9	38.5	38.0	38.1
Write notes or messages	43.7	44.7	45.9	45.4	43.9	67.9	70.8	73.5	72.5	71.5	73.7	81.5	78.2	78.9	77.2
Write stories	25.9	24.2	25.6	28.8	25.5	10.2	15.3	14.3	16.8	18.0	11.7	15.3	14.2	15.8	15.9

— Not available.

SOURCE: U.S. Department of Education, National Center for Education Statistics, National Assessment of Educational Progress, *Almanac: Reading 1984 to 1994*, and *Writing 1984 to 1994*, 1996.

**Table 17-1 Average reading proficiency scores of students who read for fun, by frequency and age: Selected years 1984-94**

Frequency	Age 9					Age 13					Age 17				
	1984	1988	1990	1992	1994	1984	1988	1990	1992	1994	1984	1988	1990	1992	1994
Almost every day	214	213	215	215	215	264	266	269	269	272	297	296	304	304	302
1-2 times a week	212	212	211	212	214	255	260	255	260	255	290	284	294	291	286
1-2 times a month	204	201	210	204	213	255	257	251	257	255	290	285	288	287	286
Few times a year	197	200	198	197	193	252	248	245	250	252	280	274	280	282	281
Never/hardly ever	198	198	192	189	193	239	241	247	246	237	269	277	266	268	258

SOURCE: U.S. Department of Education, National Center for Education Statistics, National Assessment of Educational Progress, *Almanac: Reading, 1984 to 1994*, 1996.

**Table 17-2 Percentage of students assigned various types of writing during the previous week, by English class assignment and grade: Selected years 1984-94**

English class assignment	Grade 4					Grade 8					Grade 11				
	1984	1988	1990	1992	1994	1984	1988	1990	1992	1994	1984	1988	1990	1992	1994
Story	37.2	43.3	42.9	46.7	46.3	41.5	48.9	48.9	51.4	52.4	39.7	39.7	39.4	41.4	41.4
Essay	19.3	25.1	24.2	25.2	24.9	41.0	48.4	45.0	48.5	54.4	59.6	63.6	63.5	64.4	69.0
Poem	25.7	29.7	27.0	26.4	26.6	14.7	14.7	17.3	19.5	20.1	18.3	20.9	25.4	23.8	27.3
Play	13.9	15.6	14.1	15.1	14.2	10.4	12.2	11.7	11.8	13.8	12.6	11.3	14.1	11.5	12.9
Letter	38.5	38.7	42.5	38.8	39.3	20.8	25.3	24.4	26.9	29.3	15.9	19.6	18.2	19.3	21.6
Book report	36.1	40.5	38.2	37.8	38.1	35.4	34.8	33.9	33.7	35.0	30.4	30.7	28.2	28.4	28.1
Other reports	28.3	32.0	30.6	33.0	33.3	26.5	29.4	29.5	30.8	36.1	37.7	38.4	38.7	42.2	42.7

SOURCE: U.S. Department of Education, National Center for Education Statistics, National Assessment of Educational Progress, *Almanac: Writing, 1984 to 1994*, 1996.

**Table 17-3 Percentage of students who reported most recently having read various types of materials at school and at home, by type of material and age: Selected years 1984-94**

Type of material	Age 9					Age 13					Age 17				
	1984	1988	1990	1992	1994	1984	1988	1990	1992	1994	1984	1988	1990	1992	1994
<b>At school</b>															
Newspaper or magazine	4.3	4.5	4.4	5.3	5.5	4.8	4.0	5.6	5.2	5.2	6.4	6.1	6.2	6.4	6.4
Play	1.9	1.8	2.5	1.8	1.5	1.9	2.7	2.4	2.4	2.4	5.9	8.8	6.3	6.7	6.8
Poem	2.9	2.6	2.9	3.5	3.7	1.2	1.4	1.2	1.6	1.1	4.1	4.7	4.4	4.6	5.4
Story/novel	16.9	18.1	19.6	23.7	27.5	22.5	27.9	26.6	28.7	32.2	39.7	40.1	41.1	42.6	41.1
Science book	17.3	18.8	16.3	16.8	16.5	21.3	20.2	22.3	18.4	18.7	11.5	12.1	12.3	12.6	12.6
Social studies book	20.5	22.8	20.3	18.1	14.8	25.6	24.2	22.1	22.3	18.8	15.7	13.1	14.5	14.0	13.4
Mathematics book	17.5	15.3	16.6	15.2	14.6	16.2	14.8	15.2	16.3	16.8	11.1	11.1	11.5	10.4	10.7
Workbook	18.8	16.2	17.5	15.6	16.0	6.5	4.9	4.7	5.0	4.7	5.6	4.0	3.8	2.8	3.5
<b>At home</b>															
Newspaper	8.9	7.0	5.7	6.1	5.5	16.3	12.7	11.8	12.3	11.5	25.7	23.5	23.1	24.9	20.7
Magazine	17.4	15.4	17.4	17.0	19.9	31.1	36.2	37.1	35.2	35.6	36.6	39.9	38.4	38.1	38.9
Play	3.2	2.8	2.6	2.4	1.6	0.8	0.9	0.9	1.2	0.8	0.8	0.7	0.6	0.8	0.8
Poem	5.8	4.3	5.5	6.4	5.1	1.3	1.8	2.0	2.0	1.5	1.7	2.2	2.3	2.7	2.5
Story/novel	36.5	37.6	37.2	42.9	39.4	39.0	36.9	36.9	40.8	40.5	29.3	27.3	28.4	26.7	30.3
Science book	3.8	4.8	3.8	3.7	3.3	1.6	1.2	1.3	1.3	1.4	1.1	0.8	1.0	1.0	0.9
Social studies book	3.3	3.1	3.2	2.8	2.2	1.5	1.5	1.4	1.0	1.1	0.5	0.5	0.4	0.8	0.3
Mathematics book	3.6	3.5	2.9	3.2	2.7	1.3	0.7	0.9	0.5	0.7	0.5	0.5	0.7	0.7	0.3
Workbook	4.4	3.4	2.8	2.9	3.4	0.7	0.5	0.3	0.4	0.4	0.2	0.2	0.1	0.2	0.3
Something else	13.0	18.0	19.0	12.5	16.9	6.4	7.6	7.3	5.4	6.5	3.6	4.5	5.1	4.2	4.9

SOURCE: U.S. Department of Education, National Center for Education Statistics, National Assessment of Educational Progress, *Almanac: Reading, 1984 to 1994*, 1996.

**Table 17-4 Percentage of students who reported reading various amounts per day in school and for homework, by pages read and age: Selected years 1984-94**

Pages read	Age 9					Age 13					Age 17				
	1984	1988	1990	1992	1994	1984	1988	1990	1992	1994	1984	1988	1990	1992	1994
More than 20	12.9	15.5	14.4	18.7	17.3	10.5	12.6	11.3	14.4	14.2	20.3	20.8	20.2	22.3	23.2
16-20	13.3	13.5	12.9	13.6	14.4	10.9	12.6	11.1	12.8	12.6	14.4	13.9	13.6	13.7	13.3
11-15	13.9	15.0	13.7	13.5	14.4	17.5	17.8	16.3	18.8	16.6	18.0	18.4	18.0	17.3	17.6
6-10	24.9	28.1	25.1	25.1	25.7	34.6	32.9	34.4	31.1	31.1	26.2	25.5	25.6	26.5	25.3
5 or fewer	35.1	27.7	33.8	29.0	28.3	26.5	24.1	27.0	22.9	25.5	21.1	21.3	22.6	20.3	20.7

SOURCE: U.S. Department of Education, National Center for Education Statistics, National Assessment of Educational Progress, *Almanac: Reading, 1984 to 1994*, 1996.



**Table 17-5 Percentage of students who wrote outside of class at least once a week, by writing habit and grade: Selected years 1984-94**

Writing habit	Grade 4					Grade 8					Grade 11				
	1984	1988	1990	1992	1994	1984	1988	1990	1992	1994	1984	1988	1990	1992	1994
Keep a diary or journal	—	—	—	—	—	25.9	28.6	30.9	29.8	32.8	19.0	22.2	21.3	22.5	27.0
Do crossword puzzle	—	—	—	—	—	38.0	39.1	42.3	40.7	39.3	29.5	21.1	22.6	21.7	23.7
Write for school newspaper	—	—	—	—	—	8.0	8.1	9.2	11.1	10.2	5.3	4.8	7.1	5.7	8.5
Help others with writing	—	—	—	—	—	29.3	30.7	31.5	31.7	32.0	28.3	24.4	25.7	27.3	27.3
Write letters to relatives	32.5	32.3	36.5	33.6	34.9	37.3	41.9	47.2	45.8	45.1	36.2	43.9	38.5	38.0	38.1
Write notes or messages	43.7	44.7	45.9	45.4	43.9	67.9	70.8	73.5	72.5	71.5	73.7	81.5	78.2	78.9	77.2
Write stories	25.9	24.2	25.6	28.8	25.5	10.2	15.3	14.3	16.8	18.0	11.7	15.3	14.2	15.8	15.9

— Not available.

SOURCE: U.S. Department of Education, National Center for Education Statistics, National Assessment of Educational Progress, *Almanac: Writing, 1984 to 1994*, 1996.

**Table 17-6 Average writing proficiency of students who wrote on their own away from school, by writing habit, frequency, and grade: Selected years 1984–94**

Writing habit and frequency	Grade 4					Grade 8					Grade 11				
	1984	1988	1990	1992	1994	1984	1988	1990	1992	1994	1984	1988	1990	1992	1994
Write stories															
At least once a week	197	202	198	205	199	266	265	260	273	267	290	289	292	286	283
Once or twice a month	208	214	206	212	213	271	270	263	282	271	293	296	291	290	287
Never or hardly ever	206	207	205	208	204	266	263	255	274	264	292	291	286	287	284
Keep a diary or journal															
At least once a week	—	—	—	—	—	270	266	260	279	269	291	297	293	295	289
Once or twice a month	—	—	—	—	—	270	270	262	282	268	287	298	290	293	293
Never or hardly ever	—	—	—	—	—	266	261	253	269	262	286	288	284	283	281

— Not available.

SOURCE: U.S. Department of Education, National Center for Education Statistics, National Assessment of Educational Progress, *Almanac: Writing, 1984 to 1994*, 1996.

**Table 17-7 Percentage of students with various reading habits, by frequency, habit, and age: Selected years 1984-94**

Frequency	Age 9		Age 13		Age 17	
	Takes books out of library	Spends own money on books	Takes books out of library	Spends own money on books	Takes books out of library	Spends own money on books
Almost every day						
1984	15.4	8.9	7.1	3.7	2.4	2.8
1988	18.8	10.2	3.1	2.7	1.3	2.0
1990	19.9	10.5	3.3	2.8	1.6	1.6
1992	21.3	10.8	2.3	4.1	1.1	1.5
1994	21.6	14.7	5.9	3.6	1.2	2.0
1-2 times a week						
1984	60.2	10.9	34.4	10.2	13.8	7.3
1988	55.1	12.8	32.8	9.3	13.5	6.3
1990	51.8	11.4	33.4	11.4	14.2	9.5
1992	53.8	11.5	33.3	10.8	11.9	5.5
1994	51.6	9.9	29.2	9.3	14.0	6.9
1-2 times a month						
1984	12.6	21.6	32.4	24.7	36.6	22.7
1988	12.3	17.3	37.0	23.9	36.2	22.6
1990	12.8	20.0	34.3	25.5	34.7	24.6
1992	12.5	20.6	35.7	25.9	36.1	21.1
1994	12.6	18.7	36.6	26.3	33.1	22.8
Few times a year						
1984	4.5	17.0	12.7	25.3	27.9	29.7
1988	5.8	19.5	15.2	25.1	26.0	25.0
1990	5.3	16.3	15.9	21.6	26.9	24.8
1992	4.6	17.3	18.5	22.3	34.0	30.2
1994	5.4	18.3	15.7	20.5	32.9	31.0
Never/hardly ever						
1984	7.2	41.6	13.3	36.2	19.3	37.5
1988	8.0	40.1	11.9	39.0	23.0	44.2
1990	10.2	41.9	13.1	38.6	22.5	39.6
1992	7.8	39.8	10.3	36.9	16.9	41.7
1994	8.8	38.4	12.6	40.2	18.8	37.3

SOURCE: U.S. Department of Education, National Center for Education Statistics, National Assessment of Educational Progress, *Almanac: Reading, 1984 to 1994*, 1996.

**Table S17(a) Standard errors for the first text table in *Indicator 17***

Frequency	Age 9					Age 13					Age 17				
	1984	1988	1990	1992	1994	1984	1988	1990	1992	1994	1984	1988	1990	1992	1994
Almost every day	1.0	1.8	1.8	1.2	1.6	1.0	2.4	1.7	2.4	1.8	0.8	1.9	2.1	1.5	2.6
1-2 times a week	0.8	1.3	1.3	1.2	1.5	1.2	2.2	1.7	1.8	2.1	1.1	2.6	2.0	1.5	1.9
1-2 times a month	0.6	0.8	0.6	0.5	0.6	0.8	1.6	1.3	1.5	1.7	0.5	2.2	1.3	1.4	1.5
Few times a year	0.3	0.6	0.6	0.4	0.6	0.5	1.3	1.1	1.1	1.2	0.5	1.1	1.4	1.2	1.5
Never/hardly ever	0.5	0.9	0.9	0.7	0.8	0.6	0.9	1.3	1.5	1.7	0.6	1.6	1.3	1.3	1.4

SOURCE: U.S. Department of Education, National Center for Education Statistics, National Assessment of Educational Progress, *Almanac: Reading, 1984 to 1994*, and *Writing, 1984 to 1994*, 1996.

**Table S17(b) Standard errors for the second text table in Indicator 17**

Writing habit	Grade 4					Grade 8					Grade 11				
	1984	1988	1990	1992	1994	1984	1988	1990	1992	1994	1984	1988	1990	1992	1994
Keep a diary/journal	—	—	—	—	—	1.8	1.6	1.6	1.5	1.4	1.4	1.6	1.1	1.1	1.2
Write for school paper	—	—	—	—	—	1.1	1.0	1.0	1.3	0.9	0.8	0.8	0.8	0.7	1.2
Write letters to relatives	2.1	1.4	1.5	1.5	1.1	2.0	1.4	1.6	1.7	1.9	1.8	2.0	1.6	1.4	2.0
Write notes or messages	2.4	1.9	1.8	1.5	1.7	2.0	1.3	1.4	1.6	1.3	1.9	1.6	1.1	1.1	1.4
Write stories	1.8	1.7	1.4	1.4	1.2	1.0	1.3	0.9	1.1	0.9	1.1	1.3	1.2	1.3	1.3

— Not available.

SOURCE: U.S. Department of Education, National Center for Education Statistics, National Assessment of Educational Progress, *Almanac: Reading, 1984 to 1994*, and *Writing, 1984 to 1994*, 1996.

**Table S17-1 Standard errors for table 17-1**

Frequency	Age 9					Age 13					Age 17				
	1984	1988	1990	1992	1994	1984	1988	1990	1992	1994	1984	1988	1990	1992	1994
Almost every day	1.1	1.9	2.3	1.6	2.3	1.4	3.1	2.9	2.5	3.2	1.5	4.0	2.9	3.7	4.2
1-2 times a week	1.7	2.8	3.0	2.2	3.1	1.4	3.5	3.6	3.8	3.1	1.7	3.5	3.7	3.7	4.1
1-2 times a month	3.3	7.1	5.5	7.8	5.8	2.1	2.9	4.3	3.2	5.7	1.8	3.6	4.2	4.7	4.5
Few times a year	4.2	8.3	7.2	5.5	7.9	3.6	4.3	4.3	8.2	5.4	2.7	5.4	5.6	5.2	8.2
Never/hardly ever	2.7	3.1	3.5	3.7	3.9	2.5	4.8	5.0	6.4	5.1	2.4	7.2	6.8	5.5	5.2

SOURCE: U.S. Department of Education, National Center for Education Statistics, National Assessment of Educational Progress, *Almanac: Reading, 1984 to 1994*, 1996.

**Table S17-2 Standard errors for table 17-2**

English class assignment	Grade 4					Grade 8					Grade 11				
	1984	1988	1990	1992	1994	1984	1988	1990	1992	1994	1984	1988	1990	1992	1994
Story	2.1	2.0	1.8	1.8	1.7	1.6	2.3	1.9	2.2	1.6	1.6	1.5	1.1	1.1	1.2
Essay	1.7	1.9	1.3	1.0	1.1	1.9	2.2	1.7	1.5	1.7	1.3	1.4	1.5	1.6	1.4
Poem	1.7	2.2	1.4	1.4	1.9	1.3	1.3	1.1	1.5	1.6	0.9	1.2	1.1	1.2	1.4
Play	1.5	1.8	1.1	0.8	1.1	1.0	1.2	0.8	1.2	0.9	0.9	0.9	0.8	0.6	1.0
Letter	1.6	2.2	1.7	1.3	1.9	1.3	2.3	1.2	1.3	1.2	1.1	1.6	0.9	1.0	1.2
Book report	1.5	1.5	1.8	1.7	1.5	1.7	2.8	1.8	1.8	2.1	1.6	1.7	1.5	1.4	1.1
Other reports	1.8	1.5	1.2	1.1	1.1	1.5	1.5	1.2	1.3	1.2	1.0	1.4	1.4	1.3	1.0

SOURCE: U.S. Department of Education, National Center for Education Statistics, National Assessment of Educational Progress, *Almanac: Writing, 1984 to 1994, 1996*.

**Table S17-3 Standard errors for table 17-3**

Type of material	Age 9					Age 13					Age 17				
	1984	1988	1990	1992	1994	1984	1988	1990	1992	1994	1984	1988	1990	1992	1994
<b>At school</b>															
Newspaper or magazine	0.3	0.8	0.4	0.5	0.5	0.2	0.4	0.5	0.5	0.5	0.3	0.5	0.4	0.6	0.6
Play	0.1	0.5	0.4	0.3	0.2	0.3	0.4	0.3	0.4	0.3	0.4	0.9	0.5	0.4	0.5
Poem	0.2	0.4	0.4	0.4	0.4	0.1	0.3	0.2	0.4	0.2	0.3	0.5	0.4	0.4	0.7
Story/novel	0.8	1.1	1.0	1.0	1.6	1.1	1.5	1.1	1.3	1.2	1.1	1.6	1.2	1.4	1.0
Science book	0.9	1.5	1.0	0.8	1.2	0.8	1.4	1.2	0.8	1.3	0.5	0.9	0.7	0.6	0.7
Social studies book	0.9	1.4	1.2	1.0	0.7	0.9	1.2	1.0	0.9	0.9	0.7	0.9	0.6	0.7	0.7
Mathematics book	0.7	1.2	0.8	0.8	0.9	0.5	0.8	0.8	1.0	0.7	0.4	0.7	0.6	0.5	0.6
Workbook	0.5	0.6	1.1	0.8	1.2	0.3	0.6	0.5	0.5	0.5	0.2	0.4	0.4	0.3	0.4
<b>At home</b>															
Newspaper	0.4	0.6	0.4	0.3	0.5	0.6	0.8	0.6	0.7	0.5	0.6	0.9	0.9	0.9	0.9
Magazine	0.5	0.7	0.7	0.6	0.9	0.8	0.8	1.0	1.0	1.2	0.6	1.3	0.8	1.3	1.2
Play	0.2	0.4	0.3	0.3	0.2	0.1	0.1	0.2	0.2	0.2	0.1	0.2	0.1	0.1	0.2
Poem	0.3	0.4	0.4	0.5	0.4	0.1	0.3	0.2	0.3	0.2	0.1	0.2	0.2	0.3	0.4
Story/novel	0.9	1.1	1.0	1.1	1.2	0.8	0.9	1.0	1.4	1.1	0.6	0.9	0.8	1.1	1.0
Science book	0.2	0.5	0.4	0.3	0.3	0.1	0.2	0.2	0.2	0.2	0.1	0.2	0.2	0.2	0.2
Social studies book	0.3	0.4	0.4	0.2	0.3	0.1	0.2	0.3	0.2	0.2	0.1	0.1	0.1	0.1	0.1
Mathematics book	0.2	0.4	0.3	0.3	0.3	0.1	0.1	0.2	0.2	0.1	0.1	0.1	0.1	0.1	0.1
Workbook	0.3	0.3	0.3	0.3	0.4	0.1	0.1	0.1	0.1	0.1	0.0	0.1	0.1	0.1	0.1
Something else	0.4	0.7	0.7	0.5	0.6	0.3	0.4	0.5	0.5	0.4	0.2	0.4	0.4	0.3	0.4

SOURCE: U.S. Department of Education, National Center for Education Statistics, National Assessment of Educational Progress, *Almanac: Reading, 1984 to 1994, 1996*.



**Table S17-4 Standard errors for table 17-4**

Pages read	Age 9					Age 13					Age 17				
	1984	1988	1990	1992	1994	1984	1988	1990	1992	1994	1984	1988	1990	1992	1994
More than 20	0.4	1.1	0.8	1.0	1.0	0.4	0.9	0.6	1.1	0.8	1.0	1.1	1.0	1.2	1.5
16-20	0.5	0.7	0.6	0.5	0.9	0.2	0.7	0.5	0.6	0.5	0.4	0.8	0.5	0.5	0.6
11-15	0.5	0.8	0.8	0.6	0.5	0.4	0.7	0.6	0.6	0.6	0.3	0.6	0.5	0.6	0.6
6-10	0.5	1.2	0.8	0.7	0.6	0.5	0.8	0.9	0.8	0.9	0.6	0.9	0.8	0.8	0.9
5 or fewer	1.0	1.7	1.2	1.0	1.4	0.6	1.2	1.0	0.9	0.9	0.8	1.1	0.8	1.0	1.2

SOURCE: U.S. Department of Education, National Center for Education Statistics, National Assessment of Educational Progress, *Almanac: Reading, 1984 to 1994*, 1996.

**Table S17-5 Standard errors for table 17-5**

Writing habit	Grade 4					Grade 8					Grade 11				
	1984	1988	1990	1992	1994	1984	1988	1990	1992	1994	1984	1988	1990	1992	1994
Keep a diary or journal	—	—	—	—	—	1.8	1.6	1.6	1.5	1.4	1.4	1.6	1.1	1.1	1.2
Do crossword puzzle	—	—	—	—	—	2.6	1.2	1.1	1.8	1.7	1.9	1.3	1.2	1.5	1.4
Write for school newspaper	—	—	—	—	—	1.1	1.0	1.0	1.3	0.9	0.8	0.8	0.8	0.7	1.2
Help others with writing	—	—	—	—	—	1.9	1.4	1.3	1.4	1.5	2.2	1.2	1.3	1.0	1.6
Write letters to relatives	2.1	1.4	1.5	1.5	1.1	2.0	1.4	1.6	1.7	1.9	1.8	2.0	1.6	1.4	2.0
Write notes or messages	2.4	1.9	1.8	1.5	1.7	2.0	1.3	1.4	1.6	1.3	1.9	1.6	1.1	1.1	1.4
Write stories	1.8	1.7	1.4	1.4	1.2	1.0	1.3	0.9	1.1	0.9	1.1	1.3	1.2	1.3	1.3

— Not available.

SOURCE: U.S. Department of Education, National Center for Education Statistics, National Assessment of Educational Progress, *Almanac: Writing, 1984 to 1994, 1996*.

**Table S17-6 Standard errors for table 17-6**

Writing habit and frequency	Grade 4					Grade 8					Grade 11				
	1984	1988	1990	1992	1994	1984	1988	1990	1992	1994	1984	1988	1990	1992	1994
Write stories															
At least once a week	4.5	2.1	2.8	3.0	2.7	5.7	3.0	3.9	3.6	2.8	3.8	3.0	3.2	3.8	3.2
Once or twice a month	5.1	5.0	2.6	2.1	2.7	3.8	2.8	3.2	3.3	3.0	3.6	2.2	3.5	2.1	4.1
Never or hardly ever	2.6	2.2	2.1	2.1	2.6	2.6	1.7	1.7	1.8	1.9	2.0	2.4	1.6	1.4	1.5
Keep a diary or journal															
At least once a week	—	—	—	—	—	3.0	2.2	2.2	2.3	3.6	4.3	1.9	2.6	2.0	2.6
Once or twice a month	—	—	—	—	—	3.7	2.7	5.1	3.5	3.5	3.9	3.5	3.9	4.8	2.8
Never or hardly ever	—	—	—	—	—	2.8	2.2	2.1	2.2	2.1	2.4	1.7	1.6	2.1	1.7

— Not available.

SOURCE: U.S. Department of Education, National Center for Education Statistics, National Assessment of Educational Progress, *Almanac: Writing, 1984 to 1994*, 1996.

**Table S17-7 Standard errors for table 17-7**

Frequency	Age 9		Age 13		Age 17	
	Takes books out of library	Spends own money on books	Takes books out of library	Spends own money on books	Takes books out of library	Spends own money on books
Almost every day						
1984	0.7	0.6	0.7	0.3	0.3	0.3
1988	1.5	0.8	0.7	0.7	0.4	0.6
1990	1.3	0.8	0.8	0.6	0.5	0.5
1992	1.2	0.7	0.6	1.1	0.4	0.5
1994	1.1	1.1	1.0	0.9	0.5	0.6
1-2 times a week						
1984	1.2	0.6	1.2	0.6	0.7	0.6
1988	1.9	0.9	2.2	1.3	1.9	1.1
1990	1.9	1.0	2.1	1.4	1.4	1.4
1992	1.4	0.8	2.3	1.3	1.3	0.9
1994	1.4	0.8	2.3	1.3	1.6	1.2
1-2 times a month						
1984	0.8	0.6	1.0	0.9	1.2	1.0
1988	1.1	1.0	2.0	1.6	2.3	1.8
1990	1.0	1.2	1.9	1.7	1.9	2.0
1992	0.9	1.2	2.5	2.2	1.7	1.9
1994	0.9	1.2	2.3	2.0	2.3	1.8
Few times a year						
1984	0.4	0.6	0.8	0.8	1.0	0.8
1988	0.7	1.3	1.5	2.0	2.2	1.8
1990	0.6	1.0	1.4	1.5	1.7	2.0
1992	0.5	1.0	1.6	2.1	2.0	2.1
1994	0.7	1.3	1.6	1.5	2.2	2.0
Never/hardly ever						
1984	0.6	1.2	0.8	1.2	1.0	1.0
1988	1.2	1.8	1.5	2.0	2.5	3.5
1990	1.1	1.4	1.3	2.2	1.9	2.0
1992	0.7	1.7	1.4	2.4	1.7	2.3
1994	0.9	1.3	1.4	1.9	2.2	2.2

SOURCE: U.S. Department of Education, National Center for Education Statistics, National Assessment of Educational Progress, *Almanac: Reading, 1984 to 1994, 1996*.