

BALANCES OF BUDGET AUTHORITY

Budget for Fiscal Year 2005

OFFICE OF MANAGEMENT AND BUDGET

[blank page reserved]

GENERAL NOTES

- All years in the tables are fiscal years.
- Because of rounding, the detailed amounts in tables and charts may not add to the totals.
- *Department of Homeland Security*. The Homeland Security Act of 2002 (P.L. 107-296) transferred activities from ten major Federal agencies to the newly established Department of Homeland Security (DHS). The data for 2003 were restated to include the new Department.
- At the time of this writing, 7 of the 13 appropriations bills for 2004 were not enacted, and the programs covered by them were operating under a continuing resolution. For these programs, references to 2004 spending, including current services or baseline estimates, in the text and tables reflect the conference report on H.R. 2673, the Consolidated Appropriations Bill, 2004.

This report is available on the Internet at <http://www.omb.gov/budget>.

Also, this report is available for purchase from the:

National Technical Information Service (NTIS)

ATTN: Document Sales

5285 Port Royal Road

Springfield, VA 22161

Or call:

(703) 605-6000

1-800-553-6847

NTIS Home Page: <http://www.ntis.gov>

**BUDGET REVIEW AND CONCEPTS DIVISION,
BUDGET CONCEPTS BRANCH**

[blank page reserved]

TABLE OF CONTENTS

BALANCES OF BUDGET AUTHORITY..... 1

CHART 3

CHART 1: END-OF-YEAR UNEXPENDED BALANCES 5

TABLES..... 10

FEDERAL AND TRUST FUND SUMMARIES 12

 TABLE 1: SUMMARY OF UNEXPENDED BALANCES..... 14

 TABLE 2: TOTAL UNEXPENDED BALANCES, BY AGENCY 15

FEDERAL FUNDS 16

 TABLE 3: FEDERAL FUND OBLIGATED BALANCES, BY AGENCY 18

 TABLE 4: FEDERAL FUND UNOBLIGATED BALANCES, BY AGENCY 19

 TABLE 5: FEDERAL FUND UNOBLIGATED BALANCES, BY AGENCY and PROGRAM 20

TRUST FUNDS 67

 TABLE 6: TRUST FUND OBLIGATED BALANCES, BY MAJOR FUNDS 71

 TABLE 7: TRUST FUND UNOBLIGATED BALANCES, BY AGENCY 72

 TABLE 8: TRUST FUND UNOBLIGATED BALANCES, BY MAJOR FUNDS 73

BRIDGE TABLE FROM BALANCES OF BUDGET AUTHORITY TO CASH BALANCES 77

 TABLE 9: TRUST FUND BRIDGE FROM BALANCES OF BUDGET AUTHORITY TO CASH BALANCES 79

CREDIT REFORM FINANCING ACCOUNTS 83

 TABLE 10: CREDIT REFORM - FINANCING ACCOUNTS 84

[blank page reserved]

BALANCES OF BUDGET AUTHORITY

Budget for Fiscal Year 2005

Government agencies are permitted to enter into obligations that result in immediate or future outlays only when they have been granted authority to do so by law. This authority is recorded as budget authority in the year that it first becomes available. Not all budget authority enacted for a fiscal year results in obligations and outlays in the same year. This analysis presents information on the unexpended balances of budget authority for the end of 2003, 2004, and 2005 as shown in the 2005 Budget.

- **Unexpended balances** of budget authority are the sum of obligated and unobligated balances.
- **Unobligated balances** are the amounts of budget authority that have not yet been committed by contract or other legally binding action by the government.
- **Obligated balances** are the amounts of obligations already incurred (for example, contracts signed) for which payment has not yet been made but will be required, i.e. undelivered orders and accounts payable. By law obligated balances are net of accounts receivable and unfilled customer orders.

Unobligated balances of budget authority (appropriations, contract authority, authority to borrow, and spending authority from offsetting receipts) may be carried forward from one year to the next only when authority to incur obligations in a succeeding period is specifically provided in law. Amounts that are obligated are carried as obligated balances until the obligations are paid or the authority is canceled.

In the aggregate, unexpended balances are the result of a lag between the time budget authority becomes available (for example, when an appropriation is enacted) and the actual outlay of funds, which usually occurs when Treasury disburses funds in payment of an obligation. For most government accounts, the interval between enactment of appropriations, the obligation of funds, and the related outlays is relatively short.

For annual accounts, appropriations are made available for obligation for only one year and any unobligated amounts expire at the end of that fiscal year. However, the obligated, but not yet paid, portions of the expired annual appropriations are normally carried

forward for five years during which the balances are not available for new obligations but are available to pay old bills. After the five expired years, the balances are permanently canceled.

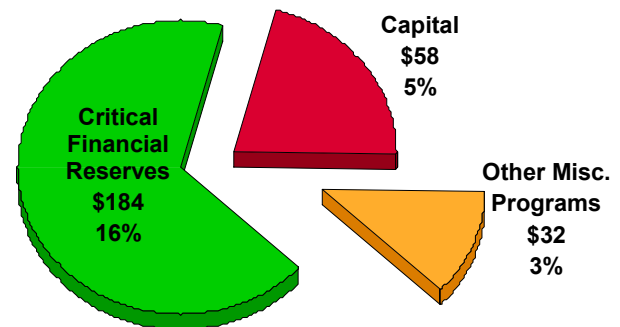
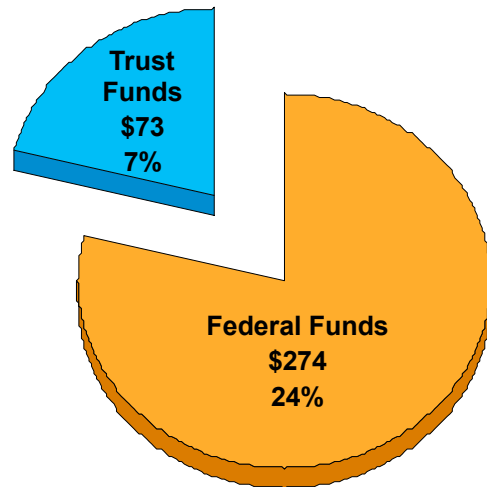
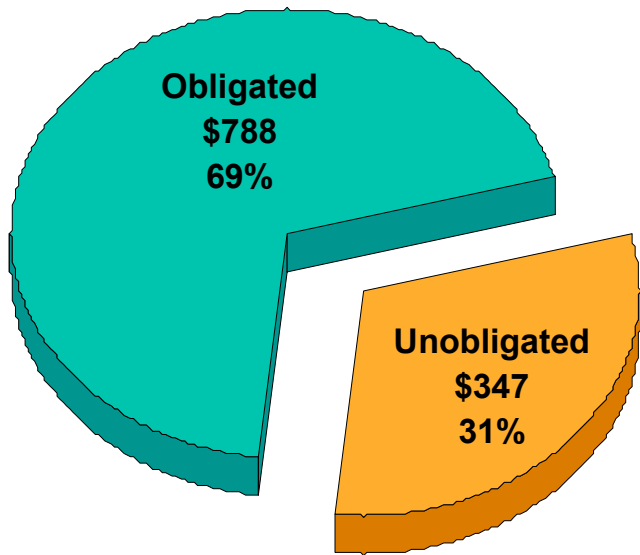
For multi-year accounts, appropriations are made available for more than one fiscal year. For no-year accounts, appropriations are made available until the objectives of the program have been achieved. It is in these instances that unobligated balances are carried forward and available for obligation. When the budget authority of multi-year funds expires, the obligated, but not yet paid, portions are carried forward for five fiscal years, after which the balances are permanently canceled. No-year authority may be canceled by the head of the agency or the President if the purposes for which the funds were provided have been carried out and there has been no disbursement from the authority for two fiscal years. To the extent that balances have been canceled, old bills can be paid from up to one percent of the balances in any unexpired account available for the same purpose as the canceled accounts.

Total unexpended balances are estimated to exceed a trillion dollars by the end of 2005. Review Table 1, Summary of Unexpended Balances, on page 17 for a distribution between Federal and Trust funds for 2003, 2004, and 2005. For a distribution of unexpended balances by agency, review Table 2, Total Unexpended Balances by Agency on page 18.

CHART

[blank page reserved]

**Chart 1: FY 2005 End-of-Year Unexpended Balances
(In millions of Dollars)**



[blank page reserved]

CRITICAL FINANCIAL RESERVES

Sixty-seven (67%) percent of the federal fund unobligated balances are classified as critical financial reserves. These reserves are further classified as:

- International Monetary Programs;
- Insurance and Other Programs; and
- Credit Liquidating Accounts.

International Monetary Programs -- These reserves are used to automatically fund U.S. balance of payment financing needs and for intervening in the foreign exchange market on behalf of the U.S. dollar.

The unobligated balances in the U.S. Quota accounts represent amounts that have been transferred from the Treasury and deposited with the International Monetary Fund (IMF) for the U.S. share of its quota to the IMF, in return for international monetary reserves denominated in Special Drawing Rights (SDRs). These reserves are held at the IMF. This is somewhat akin to moving balances from one checking account to another.

Other SDR denominated assets appear as unobligated balances in the Exchange Stabilization Fund (ESF). These SDRs are used in transactions with other members of the IMF in settlement of their obligations to the Fund. The Secretary of the Treasury is also authorized to use the dollar and foreign currency assets of the ESF to intervene in the foreign exchange market on behalf of the U.S. dollar. The principal sources of the ESF's income have been profits on foreign exchange transactions, interest on foreign exchange swap transactions, and interest on investments held by the Fund. The estimated balances in the ESF are subject to considerable variance, as the amount and composition of assets and the interest rate earned on investments can change dramatically.

Insurance and Other Programs -- The federal government provides insurance in certain areas (notably deposit insurance, pension guarantees, and emergencies) and conducts other programs where there is a natural lag between the time funds are collected and needed. For these kinds of programs, appropriations and other budget authority provide contingency backup, reserves, and debt redemption or funding sources pending sequential events, such as negotiations with other countries and certification by Congress. The unobligated balances are carried forward to the extent such authority is not used or expires under the terms of the appropriations.

Credit Liquidating Accounts -- Pursuant to the Federal Credit Reform Act of 1990, the cash flows associated with pre-1992 direct loan obligations and loan guarantee commitments are reported on a cash basis in *liquidating* accounts. Normally at the end of each year,

the balances in credit liquidating accounts are returned to the Treasury because the amounts can only be used to liquidate obligations incurred in the year the amounts are collected. The balances that remain are reserves needed to pay claims should there be a default on a loan that was guaranteed before the end of 1991.

CAPITAL

Twenty-one (21%) percent of the federal unobligated balances are classified as capital investments. These reserves are further classified as:

- Major Procurement and Construction Programs; and
- Other Revolving Funds.

Major Procurement and Construction Programs -- Budget authority for most major procurement and construction projects covers the entire cost estimated when the projects are initiated, even though work will take place and outlays will be made over a period extending beyond the year for which the budget authority is enacted. For these projects, the unobligated balances are needed to complete the project or program. Also, these balances reflect the long lead times required for such procurement. Real property projects in this category involve direct federal government land acquisition and improvement, and construction of facilities, which become capital assets.

Other Revolving Funds -- There are other revolving fund balances that do not meet the criteria established for the previous categories. These funds provide goods and services to other federal government accounts or to the public. The balances in these funds are maintained as working capital to keep the fund revolving.

OTHER PROGRAMS

The final twelve percent of federal fund unobligated balances are classified as other programs because they do not fit the previous categories. This category, which is estimated at \$32 billion for 2005, includes:

- \$ 8.8 billion for research and development programs;
- \$ 6.3 billion for forward funded programs;
- \$ 3.6 billion for subsidized housing programs, which include public and Indian housing (i.e. housing certificate funds) and housing programs (i.e. other assisted housing programs and Nehemiah housing opportunity funds); and
- \$11.8 billion for other miscellaneous programs.

Research and Development Programs -- To a large extent, this category includes balances associated with programs authorized to develop, design, test, and evaluate weapons systems and related equipment. It also includes balances attributable to research and development programs concerned with the following: spaceflight; domestic energy sources; and physical, biomedical, and environmental sciences. Multi-year appropriations of budget authority are frequently provided, and balances accumulate in these programs, because in some cases it is difficult to precisely determine the time or resources required to meet program objectives.

Forward Funded Programs – This is budget authority that is made available for obligation beginning in the last quarter of a fiscal year for the financing of on-going grant programs during the next fiscal year. The budget authority for such programs is included in the budget totals for the year in which it is appropriated. This type of funding is often used for education, training, and employment programs so that grants can be made prior to the beginning of the next school year.

The Appendix to the Budget of the United States Government contains more information on forward funded programs.

Subsidized Housing Programs -- These balances include over \$3 billion in contract authority for other assisted housing programs that are not yet funded. The remainder consists of multi-year funds primarily for homeless assistance grants and community development block grants that will fund jobs to help rehabilitate housing units.

Other Miscellaneous Programs -- As noted above, there is \$11.8 billion in federal fund unobligated balances in the other miscellaneous programs. These include:

- \$1.4 billion for Environmental Protection Agency – State and Tribal Assistance Grants
- \$1.2 billion for Department of Health and Human Services – Indian Health Services (300M), Indian Health Facilities (227M), Temporary Assistance for Needy Families (300M), State Grants & Demonstrations (220M), Disease Control, Research and Training (167M);
- \$1.2 billion for Department of Agriculture – Funds for Strengthening Markets, Income, and Supply (Section 32) (300M), Public Law 480 Title II Grants (413M), Rural Economic Development Grants (115M), Forest Service Permanent Appropriation (203M), and National Forest System (185M);
- \$1.1 billion for Department of Homeland Security – Customs and Border Protection (863M), Operating Expenses (166M), Citizen and Immigration Services (120M);
- \$0.7 billion for Legislative Branch – Payments to Copyright Owners (672M);
- \$0.4 billion for Department of Housing and Urban Development – Housing for Persons with Disabilities (394M);
- \$0.1 billion for Department of the Treasury – Continued Dumping and Subsidy Offset, and Presidential Election Campaign Fund.

For more detail on the \$11.8 billion classified as “Other Miscellaneous Programs” see Table 5, Federal Fund Unobligated Balances, by Agency and Program, which begins on page 23.

TABLES

[blank page reserved]

**FEDERAL AND TRUST FUND
SUMMARIES**

[blank page reserved]

TABLE 1

SUMMARY OF UNEXPENDED BALANCES

(In millions of dollars)

Description	Balances, end of year		
	2003 actual	2004 estimate	2005 estimate
Federal funds:			
Obligated balances.....	638,195	671,619	626,318
Unobligated balances.....	311,976	287,957	273,476
Total Federal fund unexpended balances.....	<u>950,171</u>	<u>959,576</u>	<u>899,794</u>
Trust funds:			
Obligated balances.....	151,569	155,353	162,033
Unobligated balances.....	71,065	71,475	73,158
Total trust fund unexpended balances.....	<u>222,634</u>	<u>226,828</u>	<u>235,191</u>
Total Federal and trust funds:			
Obligated balances.....	789,764	826,972	788,351
Unobligated balances.....	383,041	359,432	346,634
Total unexpended balances.....	<u>1,172,805</u>	<u>1,186,404</u>	<u>1,134,985</u>

TABLE 2

TOTAL UNEXPENDED BALANCES, BY AGENCY

(In millions of dollars)

Department or other unit	Start 2003 obli- gated	2003 unobli- gated	End 2003/ Start 2004 obli- gated	unobli- gated	End 2004/ Start 2005 obli- gated	unobli- gated	End 2005 obli- gated	unobli- gated
Legislative Branch	868	1,578	1,191	1,655	1,123	1,368	1,157	1,336
Judicial Branch	570	820	584	833	795	767	882	820
Department of Agriculture	19,243	6,778	21,407	8,553	20,746	5,599	19,416	4,959
Department of Commerce	4,474	1,133	4,782	912	5,116	294	4,863	243
Department of Defense--Military	179,067	37,861	209,738	52,319	222,922	46,945	195,918	45,916
Department of Education	38,965	4,268	42,420	4,982	43,472	2,991	44,417	3,595
Department of Energy	11,177	1,922	11,504	2,300	13,026	1,133	13,237	524
Department of Health and Human Services	76,131	4,527	81,658	4,354	81,762	12,275	79,772	5,879
Department of Homeland Security	13,663	13,134	17,813	7,830	19,437	4,362	18,145	5,926
Department of Housing and Urban Development	89,649	42,488	81,447	46,517	76,227	38,971	67,657	42,046
Department of the Interior	4,892	4,386	5,607	4,798	6,638	4,184	6,827	4,756
Department of Justice	13,052	3,007	13,448	2,695	16,152	1,435	15,040	892
Department of Labor	8,709	15,123	8,109	14,778	7,910	14,458	7,922	14,777
Department of State	5,902	2,428	7,117	2,297	7,296	1,450	7,187	1,349
Department of Transportation	62,797	37,125	65,446	37,811	71,722	31,948	75,579	27,410
Department of the Treasury	17,033	25,044	16,766	25,996	16,977	25,817	16,975	26,884
Department of Veterans Affairs	7,917	5,091	9,027	5,964	10,242	4,700	9,787	3,127
Corps of Engineers--Civil Works	1,013	1,708	977	1,833	806	2,287	520	2,375
Other Defense Civil Programs	3,177	191	3,295	180	3,031	174	3,032	176
Environmental Protection Agency	11,644	2,514	11,430	2,603	11,786	2,500	11,110	2,535
Executive Office of the President	32	55	1,965	330	8,388	6,061	4,856	54
General Services Administration	304	5,199	-293	6,472	504	5,238	956	4,392
International Assistance Programs	64,744	43,133	67,236	48,693	66,557	45,309	68,130	45,339
National Aeronautics and Space Administration	5,635	1,029	5,912	1,527	7,434	782	7,250	826
National Science Foundation	6,114	214	6,784	203	7,240	19	7,422	19
Office of Personnel Management	7,431	29,954	7,781	32,789	8,191	35,382	8,414	37,966
Small Business Administration	523	624	462	329	476	60	413	68
Social Security Administration	56,259	799	58,037	730	59,556	723	60,925	114
Other Independent Agencies	26,149	61,289	28,114	62,758	31,440	62,200	30,542	62,331
TOTAL.....	737,134	353,422	789,764	383,041	826,972	359,432	788,351	346,634
MEMORANDUM								
Federal funds.....	591,489	282,576	638,195	311,976	671,619	287,957	626,318	273,476
Trust funds.....	145,645	70,846	151,569	71,065	155,353	71,475	162,033	73,158

FEDERAL FUNDS

TABLE 3

FEDERAL FUND OBLIGATED BALANCES, BY AGENCY

(In millions of dollars)

Department or other unit	Balances, end of year		
	2003 actual	2004 estimate	2005 estimate
Legislative Branch	1,116	1,040	1,075
Judicial Branch	581	792	879
Department of Agriculture	21,320	20,663	19,315
Department of Commerce	4,781	5,116	4,863
Department of Defense--Military	209,107	222,271	195,250
Department of Education	42,420	43,472	44,417
Department of Energy	11,500	13,022	13,233
Department of Health and Human Services	78,947	78,485	77,179
Department of Homeland Security	17,651	19,256	17,965
Department of Housing and Urban Development	81,444	76,224	67,653
Department of the Interior	5,233	6,240	6,398
Department of Justice	13,390	16,083	14,987
Department of Labor	6,803	6,604	6,672
Department of State	7,089	7,278	7,168
Department of Transportation	13,653	16,051	14,145
Department of the Treasury	16,683	16,877	16,858
Department of Veterans Affairs	7,231	8,416	7,944
Corps of Engineers--Civil Works	722	457	152
Other Defense Civil Programs	318	50	52
Environmental Protection Agency	9,547	9,624	9,040
Executive Office of the President	1,965	8,388	4,856
General Services Administration	-293	504	956
International Assistance Programs	45,132	47,352	49,198
National Aeronautics and Space Administration	5,912	7,434	7,250
National Science Foundation	6,752	7,208	7,390
Office of Personnel Management	652	733	768
Small Business Administration	462	476	413
Social Security Administration	943	978	628
Other Independent Agencies	27,134	30,525	29,614
TOTAL.....	638,195	671,619	626,318

TABLE 4

FEDERAL FUND UNOBLIGATED BALANCES, BY AGENCY

(In millions of dollars)

Department or other unit	Balances, end of year		
	2003 actual	2004 estimate	2005 estimate
Legislative Branch	1,590	1,299	1,263
Judicial Branch	230	124	128
Department of Agriculture	8,165	5,061	4,443
Department of Commerce	912	294	243
Department of Defense--Military	52,243	46,869	45,840
Department of Education	4,982	2,991	3,595
Department of Energy	2,300	1,133	524
Department of Health and Human Services	2,264	10,276	3,880
Department of Homeland Security	7,769	4,328	5,892
Department of Housing and Urban Development	46,514	38,968	42,044
Department of the Interior	4,521	3,965	4,556
Department of Justice	2,638	1,385	851
Department of Labor	14,681	14,385	14,700
Department of State	2,210	1,355	1,255
Department of Transportation	9,268	5,247	968
Department of the Treasury	25,656	25,454	26,498
Department of Veterans Affairs	4,289	3,019	1,434
Corps of Engineers-Civil Works	1,364	1,892	2,031
Other Defense Civil Programs	16	13	12
Environmental Protection Agency	1,908	1,782	1,808
Executive Office of the President	330	6,061	54
General Services Administration	6,472	5,238	4,392
International Assistance Programs	48,685	45,301	45,331
National Aeronautics and Space Administration	1,511	767	811
National Science Foundation	184	---	---
Office of Personnel Management	196	170	170
Small Business Administration	329	60	68
Social Security Administration	547	373	14
Other Independent Agencies	60,202	60,147	60,671
TOTAL.....	311,976	287,957	273,476

TABLE 5

FEDERAL FUND UNOBLIGATED BALANCES, BY AGENCY and PROGRAM

(In millions of dollars)

Program	Balances, end of year		
	2003 actual	2004 estimate	2005 estimate
<u>AGENCY: Legislative Branch</u>			
CAPITAL			
PROCUREMENT AND CONSTRUCTION PROGRAMS			
Capitol buildings	168	107	62
Capitol grounds	2	1	1
Senate office buildings	28	19	15
House office buildings	31	15	30
Capitol power plant	29	23	9
Library buildings and grounds	30	30	81
Capitol visitor center	64	34	27
Capitol Police buildings and grounds	64	35	34
PROCUREMENT AND CONSTRUCTION PROGRAMS Subtotal.....	416	264	259
OTHER REVOLVING FUNDS			
House revolving funds	11	13	15
Cooperative acquisitions program revolving fund	3	3	3
Duplication services	1	1	1
Gift shop, decimal classification, photo duplication, and relate	1	1	1
Fedlink program and Federal research program	3	3	3
Government Printing Office revolving fund	62	100	93
OTHER REVOLVING FUNDS Subtotal.....	81	121	116
TOTAL, CAPITAL.....	497	385	375
OTHER PROGRAMS			
OTHER MISCELLANEOUS PROGRAMS			
Senate items	1	1	1
Salaries and expenses	70	70	70
Security enhancements	5	2	---
Salaries and expenses	68	---	---
General administration	1	3	7
Salaries and expenses	1	1	2
Salaries and expenses, Library of Congress	118	118	118
Copyright Office: Salaries and expenses	4	4	4
Books for the blind and physically handicapped: Salaries and exp	2	2	2
Furniture and furnishings	1	2	2
Payments to copyright owners	792	699	672

TABLE 5

FEDERAL FUND UNOBLIGATED BALANCES, BY AGENCY and PROGRAM

(In millions of dollars)

Program	Balances, end of year		
	2003 actual	2004 estimate	2005 estimate
Salaries and expenses	10	5	4
Payment to open world leadership center trust fund	5	---	---
National Commission on Terrorist Attacks upon the United States	8	---	---
United States Commission on International Religious Freedom	2	---	---
Other legislative branch boards and commissions	5	7	6
OTHER MISCELLANEOUS PROGRAMS Subtotal.....	1,093	914	888
TOTAL, OTHER PROGRAMS.....	1,093	914	888
** AGENCY TOTAL, ALL PROGRAMS **	1,590	1,299	1,263

AGENCY: Judicial Branch

CAPITAL

PROCUREMENT AND CONSTRUCTION PROGRAMS

Care of the building and grounds	103	24	19
Judiciary information technology fund	30	24	33
PROCUREMENT AND CONSTRUCTION PROGRAMS Subtotal.....	133	48	52
TOTAL, CAPITAL.....	133	48	52

OTHER PROGRAMS

OTHER MISCELLANEOUS PROGRAMS

Salaries and expenses	1	---	---
Salaries and expenses	32	32	32
Defender services	17	---	---
Fees of jurors and commissioners	2	---	---
Court security	9	9	9
Judiciary filing fees	34	34	34
Salaries and expenses	1	---	---
Salaries and expenses	1	1	1
OTHER MISCELLANEOUS PROGRAMS Subtotal.....	97	76	76
TOTAL, OTHER PROGRAMS.....	97	76	76
** AGENCY TOTAL, ALL PROGRAMS **	230	124	128

AGENCY: Department of Agriculture

CRITICAL FINANCIAL RESERVES

TABLE 5

FEDERAL FUND UNOBLIGATED BALANCES, BY AGENCY and PROGRAM

(In millions of dollars)

Program	Balances, end of year		
	2003 actual	2004 estimate	2005 estimate
CREDIT LIQUIDATING PROGRAMS			
Commodity Credit Corporation guaranteed loans liquidating account	86	---	---
Rural communication development fund liquidating account	1	---	---
Rural development insurance fund liquidating account	77	---	---
Rural electrification and telecommunications liquidating account	286	---	---
Rural telephone bank liquidating account	1,201	1,349	1,415
Rural housing insurance fund liquidating account	204	---	---
Rural development loan fund liquidating account	1	---	---
Expenses, Public Law 480, foreign assistance programs, Agricultu	89	---	---
CREDIT LIQUIDATING PROGRAMS Subtotal.....	1,945	1,349	1,415
INSURANCE AND OTHER PROGRAMS			
Federal crop insurance corporation fund	1,854	195	609
Emergency conservation program	46	12	12
Special supplemental nutrition program for women, infants, and c	190	125	125
Wildland fire management	439	235	135
INSURANCE AND OTHER PROGRAMS Subtotal.....	2,529	567	881
TOTAL, CRITICAL FINANCIAL RESERVES.....	4,474	1,916	2,296
CAPITAL			
PROCUREMENT AND CONSTRUCTION PROGRAMS			
Common computing environment	37	15	---
Buildings and facilities	403	342	386
Buildings and facilities	20	10	---
Watershed rehabilitation program	1	95	---
Resource conservation and development	2	---	---
Capital improvement and maintenance	79	79	70
Management of national forest lands for subsistence uses	1	1	1
Range betterment fund	1	1	1
Land acquisition	31	27	18
PROCUREMENT AND CONSTRUCTION PROGRAMS Subtotal.....	575	570	476
OTHER REVOLVING FUNDS			
Working capital fund	82	47	21
Limitation on inspection and weighing services expenses	4	4	4
Farm storage facility loans program account	1	---	---
Alternative agricultural research and commercialization corporat	1	---	---
Working capital fund	68	52	28
OTHER REVOLVING FUNDS Subtotal.....	156	103	53
TOTAL, CAPITAL.....	731	673	529

TABLE 5

FEDERAL FUND UNOBLIGATED BALANCES, BY AGENCY and PROGRAM

(In millions of dollars)

Program	Balances, end of year		
	2003 actual	2004 estimate	2005 estimate
OTHER PROGRAMS			
SUBSIDIZED HOUSING PROGRAMS			
Rental assistance program	1	---	---
Rural housing assistance grants	12	---	---
Farm labor program account	5	---	---
Mutual and self-help housing grants	9	---	---
Rural housing insurance fund program account	14	---	---
SUBSIDIZED HOUSING PROGRAMS Subtotal.....	41	---	---
RESEARCH AND DEVELOPMENT PROGRAMS			
Salaries and expenses	17	---	---
Research and education activities	140	92	92
Buildings and facilities	5	3	3
Scientific activities overseas (foreign currency program)	1	1	1
Forest and rangeland research	22	22	21
RESEARCH AND DEVELOPMENT PROGRAMS Subtotal.....	185	118	117
OTHER MISCELLANEOUS PROGRAMS			
Office of the Secretary	10	10	10
Agriculture buildings and facilities	44	44	44
Hazardous materials management	3	1	1
Office of the Inspector General	3	3	2
National Agricultural Statistics Service	2	---	---
Extension activities	6	6	6
Initiative for future agriculture and food systems	---	120	---
Salaries and expenses	283	103	63
Salaries and expenses	27	10	13
Salaries and expenses	4	---	---
Marketing services	27	27	27
Perishable Agricultural Commodities Act fund	27	26	25
Funds for strengthening markets, income, and supply (section 32)	134	349	300
Salaries and expenses	1	---	---
Agricultural credit insurance fund program account	30	---	---
Commodity Credit Corporation export loans program account	384	91	---
Agricultural conservation program	2	6	6
Conservation operations	29	3	3
Watershed and flood prevention operations	53	1	1
Wetlands reserve program	2	---	---
Great plains conservation program	1	---	---

TABLE 5

FEDERAL FUND UNOBLIGATED BALANCES, BY AGENCY and PROGRAM

(In millions of dollars)

Program	Balances, end of year		
	2003 actual	2004 estimate	2005 estimate
Colorado river basin salinity control program	1	---	---
Water bank program	1	---	---
Wildlife habitat incentives program	1	---	---
Forestry incentives program	4	4	4
Rural community advancement program	38	5	---
Distance learning, telemedicine, and broadband program	54	20	---
Local television loan guarantee program account	88	44	---
High energy cost grants	26	---	---
Rural community grants	---	20	---
Rural empowerment zones and enterprise community grants	3	---	---
Rural cooperative development grants	29	40	---
National Sheep Industry Improvement Center	5	4	4
Rural business investment program account	100	96	20
Rural strategic investment program grants	---	100	---
Rural economic development grants	51	83	115
Public Law 480 title I ocean freight differential grants	20	---	---
Public law 480 title I program account	296	---	---
Public law 480 title II grants	448	413	413
Salaries and expenses	15	15	15
Food stamp program	26	---	---
Commodity assistance program	11	---	---
Child nutrition programs	13	257	3
State and private forestry	62	52	38
National forest system	134	181	185
Forest Service permanent appropriations	236	220	203
OTHER MISCELLANEOUS PROGRAMS Subtotal.....	2,734	2,354	1,501
TOTAL, OTHER PROGRAMS.....	2,960	2,472	1,618
** AGENCY TOTAL, ALL PROGRAMS **	8,165	5,061	4,443

AGENCY: Department of Commerce

CRITICAL FINANCIAL RESERVES

CREDIT LIQUIDATING PROGRAMS

Federal ship financing fund fishing vessels liquidating account	2	---	---
CREDIT LIQUIDATING PROGRAMS Subtotal.....	2	---	---

INSURANCE AND OTHER PROGRAMS

Fisheries finance program account	1	2	2
INSURANCE AND OTHER PROGRAMS Subtotal.....	1	2	2
TOTAL, CRITICAL FINANCIAL RESERVES.....	3	2	2

TABLE 5

FEDERAL FUND UNOBLIGATED BALANCES, BY AGENCY and PROGRAM

(In millions of dollars)

Program	Balances, end of year		
	2003 actual	2004 estimate	2005 estimate
CAPITAL			
PROCUREMENT AND CONSTRUCTION PROGRAMS			
Procurement, acquisition and construction	186	---	---
Construction of research facilities	11	---	---
Information infrastructure grants	2	---	---
PROCUREMENT AND CONSTRUCTION PROGRAMS Subtotal.....	199	---	---
OTHER REVOLVING FUNDS			
Working capital fund	3	---	---
Census working capital fund	135	135	135
Economics and statistics administration revolving fund	2	2	2
Coastal zone management fund	30	30	30
Damage assessment and restoration revolving fund	22	---	---
Limited access system administration fund	4	---	---
NTIS revolving fund	10	---	---
Working capital fund	112	50	50
OTHER REVOLVING FUNDS Subtotal.....	318	217	217
TOTAL, CAPITAL.....	517	217	217
OTHER PROGRAMS			
RESEARCH AND DEVELOPMENT PROGRAMS			
Operations, research, and facilities	124	---	---
Promote and develop fishery products and research pertaining to	1	---	---
Scientific and technical research and services	11	---	---
RESEARCH AND DEVELOPMENT PROGRAMS Subtotal.....	136	---	---
OTHER MISCELLANEOUS PROGRAMS			
Salaries and expenses	5	---	---
Emergency steel guaranteed loan program account	53	53	---
Franchise fund	2	---	---
Salaries and expenses	4	4	4
Economic development assistance programs	15	15	15
Periodic censuses and programs	48	---	---
Salaries and expenses	3	3	5
Operations and administration	69	---	---
Operations and administration	4	---	---
Fishermen's contingency fund	2	---	---

TABLE 5

FEDERAL FUND UNOBLIGATED BALANCES, BY AGENCY and PROGRAM

(In millions of dollars)

Program	Balances, end of year		
	2003 actual	2004 estimate	2005 estimate
Environmental improvement and restoration fund	8	---	---
Salaries and expenses	3	---	---
Industrial technology services	22	---	---
Salaries and expenses	12	---	---
Public telecommunications facilities, planning and construction	6	---	---
OTHER MISCELLANEOUS PROGRAMS Subtotal.....	256	75	24
TOTAL, OTHER PROGRAMS.....	392	75	24
** AGENCY TOTAL, ALL PROGRAMS **	912	294	243
<u>AGENCY: Department of Defense--Military</u>			
CRITICAL FINANCIAL RESERVES			
INSURANCE AND OTHER PROGRAMS			
Former Soviet Union threat reduction account	526	362	261
Reserve mobilization income insurance fund	3	3	3
INSURANCE AND OTHER PROGRAMS Subtotal.....	529	365	264
TOTAL, CRITICAL FINANCIAL RESERVES.....	529	365	264
CAPITAL			
PROCUREMENT AND CONSTRUCTION PROGRAMS			
Procurement, Defense-wide	1,640	1,548	1,020
National guard and reserve equipment	94	214	75
Defense production act purchases	11	39	10
Coastal defense augmentation	1	1	1
Chemical agents and munitions destruction	21	37	32
Procurement, Marine Corps	456	396	329
Aircraft procurement, Navy	1,722	1,874	1,771
Weapons procurement, Navy	452	416	443
Procurement of ammunition, Navy and Marine Corps	224	283	171
Shipbuilding and conversion, Navy	6,706	6,116	7,073
Other procurement, Navy	657	736	711
Aircraft procurement, Army	459	473	346
Missile procurement, Army	252	268	186
Procurement of weapons and tracked combat vehicles, Army	755	441	383
Procurement of ammunition, Army	1,012	720	469
Other procurement, Army	868	1,001	655
Aircraft procurement, Air Force	1,974	2,298	2,590
Procurement of ammunition, Air Force	285	244	193

TABLE 5

FEDERAL FUND UNOBLIGATED BALANCES, BY AGENCY and PROGRAM

(In millions of dollars)

Program	Balances, end of year		
	2003 actual	2004 estimate	2005 estimate
Missile procurement, Air Force	826	1,111	1,244
Other procurement, Air Force	1,272	2,689	2,798
Chemical demilitarization construction, Defense	---	---	40
Military construction, Defense-wide	535	582	588
Foreign currency fluctuations, construction	106	97	97
North Atlantic Treaty Organization security investment program	69	---	---
Military construction, Navy	579	491	420
Military construction, Naval Reserve	24	22	16
Military construction, Army	1,498	1,248	1,225
Military construction, Army National Guard	212	212	254
Military construction, Army Reserve	28	37	46
Military construction, Air Force	308	310	360
Military construction, Air Force Reserve	17	14	15
Military construction, Air National Guard	68	93	72
Family housing construction, Army	349	192	319
Family housing construction, Navy and Marine Corps	258	167	112
Family housing construction, Air Force	561	385	296
Army conventional ammunition working capital fund	48	45	45
National defense stockpile transaction fund	762	835	894
PROCUREMENT AND CONSTRUCTION PROGRAMS Subtotal.....	25,109	25,635	25,299
OTHER REVOLVING FUNDS			
Emergency response	17	17	17
Homeowners assistance fund	18	18	18
National defense sealift fund	457	352	352
Working capital fund, Army	2,094	2,113	2,704
Working capital fund, Navy	4,652	5,053	5,706
Working capital fund, Air Force	2,431	1,949	189
Working capital fund, Defense Commissary Agency	-194	-40	---
Working capital fund, Defense wide	1,990	2,837	2,863
Buildings maintenance fund	17	17	17
Pentagon reservation maintenance revolving fund	40	40	40
OTHER REVOLVING FUNDS Subtotal.....	11,522	12,356	11,906
TOTAL, CAPITAL.....	36,631	37,991	37,205
OTHER PROGRAMS			
RESEARCH AND DEVELOPMENT PROGRAMS			
Research, development, test, and evaluation, Defense-wide	2,048	2,060	2,271
Operational test and evaluation	18	21	21
Research, development, test, and evaluation, Navy	1,371	1,062	1,158

TABLE 5

FEDERAL FUND UNOBLIGATED BALANCES, BY AGENCY and PROGRAM

(In millions of dollars)

Program	Balances, end of year		
	2003 actual	2004 estimate	2005 estimate
Research, development, test, and evaluation, Army	1,237	1,445	1,480
Research, development, test, and evaluation, Air Force	1,838	2,432	2,535
RESEARCH AND DEVELOPMENT PROGRAMS Subtotal.....	6,512	7,020	7,465
OTHER MISCELLANEOUS PROGRAMS			
Operation and maintenance, Defense-wide	17	---	---
Office of the Inspector General	2	---	---
Overseas contingency operations transfer account	7	7	7
Defense health program	614	575	156
Iraq freedom fund	6,431	---	---
Foreign currency fluctuations	322	322	322
The Department of Defense Environmental Restoration Accounts	1	1	1
Overseas humanitarian, disaster and civic aid	37	33	21
Emergency response fund	451	177	177
Support for international sporting competitions	28	28	28
OPLAN 34A-35 P.O.W. payments	1	1	1
Operation and maintenance, Marine Corps	1	---	---
Payment to Kaho'olawe Island conveyance, remediation, and enviro	2	2	2
Operation and maintenance, Navy	15	---	---
Operation and maintenance, Army	11	---	---
Operation and maintenance, Army National Guard	2	---	---
Operation and maintenance, Air Force	1	---	---
Kaho'olawe Island conveyance, remediation, and environmental re	1	1	1
Disposal of Department of Defense real property	49	49	49
Lease of Department of Defense real property	44	---	---
Overseas military facility investment recovery	8	3	2
Miscellaneous special funds	22	16	12
Iraq relief and reconstruction fund, Army	58	---	---
Base realignment and closure account	431	269	118
Family housing improvement fund	15	9	9
OTHER MISCELLANEOUS PROGRAMS Subtotal.....	8,571	1,493	906
TOTAL, OTHER PROGRAMS.....	15,083	8,513	8,371
** AGENCY TOTAL, ALL PROGRAMS **	52,243	46,869	45,840

AGENCY: Department of Education

CRITICAL FINANCIAL RESERVES

CREDIT LIQUIDATING PROGRAMS

College housing and academic facilities loans liquidating accoun	1	---	---
Federal family education loan liquidating account	887	---	---

TABLE 5

FEDERAL FUND UNOBLIGATED BALANCES, BY AGENCY and PROGRAM

(In millions of dollars)

Program	Balances, end of year		
	2003 actual	2004 estimate	2005 estimate
Federal student loan reserve fund	1,107	918	1,122
CREDIT LIQUIDATING PROGRAMS Subtotal.....	1,995	918	1,122
TOTAL, CRITICAL FINANCIAL RESERVES.....	1,995	918	1,122
OTHER PROGRAMS			
FORWARD FUNDED PROGRAMS			
Education for the disadvantaged	2,376	---	---
School improvement programs	263	---	---
Special education	135	---	---
Student financial assistance	33	1,813	2,379
FORWARD FUNDED PROGRAMS Subtotal.....	2,807	1,813	2,379
OTHER MISCELLANEOUS PROGRAMS			
Impact aid	35	35	35
English language acquisition	11	---	---
Vocational and adult education	78	215	49
Higher education	18	10	10
Howard University	7	---	---
Federal direct student loan program program account	26	---	---
Program administration	5	---	---
OTHER MISCELLANEOUS PROGRAMS Subtotal.....	180	260	94
TOTAL, OTHER PROGRAMS.....	2,987	2,073	2,473
** AGENCY TOTAL, ALL PROGRAMS **	4,982	2,991	3,595

AGENCY: Department of Energy

CAPITAL

PROCUREMENT AND CONSTRUCTION PROGRAMS

Strategic petroleum reserve	39	22	19
Clean coal technology	341	185	45
Non-defense site acceleration completion	2	---	---
Isotope production and distribution program fund	7	7	7
Nuclear waste disposal	15	15	15
Northeast home heating oil reserve	8	---	---
Departmental administration	29	---	---
PROCUREMENT AND CONSTRUCTION PROGRAMS Subtotal.....	441	229	86

TABLE 5

FEDERAL FUND UNOBLIGATED BALANCES, BY AGENCY and PROGRAM

(In millions of dollars)

Program	Balances, end of year		
	2003 actual	2004 estimate	2005 estimate
OTHER REVOLVING FUNDS			
Colorado river basins power marketing fund, Western Area Power A	65	65	65
Working capital fund	21	11	11
OTHER REVOLVING FUNDS Subtotal.....	86	76	76
TOTAL, CAPITAL.....	527	305	162
OTHER PROGRAMS			
RESEARCH AND DEVELOPMENT PROGRAMS			
Weapons activities	537	---	---
Naval Reactors	2	---	---
Other defense activities	23	15	---
Fossil energy research and development	388	602	350
Energy conservation	27	---	---
Science	27	---	---
Energy supply	114	---	---
RESEARCH AND DEVELOPMENT PROGRAMS Subtotal.....	1,118	617	350
OTHER MISCELLANEOUS PROGRAMS			
Defense nuclear nonproliferation	339	196	---
Office of the Administrator	12	---	---
Defense environmental restoration and waste management	105	---	---
Defense environmental services	54	---	---
Defense site acceleration completion	2	---	---
Federal Energy Regulatory Commission	4	4	4
Energy information administration	4	---	---
Naval petroleum and oil shale reserves	12	---	---
SPR petroleum account	10	10	7
Construction, rehabilitation, operation and maintenance, Western	111	---	---
Emergency fund, Western Area Power Administration	1	1	1
Office of the Inspector General	1	---	---
OTHER MISCELLANEOUS PROGRAMS Subtotal.....	655	211	12
TOTAL, OTHER PROGRAMS.....	1,773	828	362
** AGENCY TOTAL, ALL PROGRAMS **	2,300	1,133	524

AGENCY: Department of Health and Human Services

CRITICAL FINANCIAL RESERVES

TABLE 5

FEDERAL FUND UNOBLIGATED BALANCES, BY AGENCY and PROGRAM

(In millions of dollars)

Program	Balances, end of year		
	2003 actual	2004 estimate	2005 estimate
CREDIT LIQUIDATING PROGRAMS			
Health resources and services	64	64	66
Medical facilities guarantee and loan fund	68	68	68
Health maintenance organization loan and loan guarantee fund	10	---	---
CREDIT LIQUIDATING PROGRAMS Subtotal.....	142	132	134
INSURANCE AND OTHER PROGRAMS			
Contingency fund	---	2,000	1,991
INSURANCE AND OTHER PROGRAMS Subtotal.....	---	2,000	1,991
TOTAL, CRITICAL FINANCIAL RESERVES.....	142	2,132	2,125
CAPITAL			
PROCUREMENT AND CONSTRUCTION PROGRAMS			
National Institutes of Health	649	139	139
Substance abuse and mental health services	1	1	1
PROCUREMENT AND CONSTRUCTION PROGRAMS Subtotal.....	650	140	140
OTHER REVOLVING FUNDS			
Revolving fund for certification and other services	2	1	---
HHS service and supply fund	67	67	67
OTHER REVOLVING FUNDS Subtotal.....	69	68	67
TOTAL, CAPITAL.....	719	208	207
OTHER PROGRAMS			
RESEARCH AND DEVELOPMENT PROGRAMS			
Health care policy and research	19	19	19
RESEARCH AND DEVELOPMENT PROGRAMS Subtotal.....	19	19	19
OTHER MISCELLANEOUS PROGRAMS			
Salaries and expenses	65	65	65
Vaccine injury compensation	2	---	---
Indian Health Services	300	300	300
Indian health facilities	227	227	227
Disease control, research, and training	165	166	167
Program management	106	511	106
Grants to States for medicaid	10	5,656	---
State grants and demonstrations	194	231	220
Payments to States for child support enforcement and family supp	---	202	---

TABLE 5

FEDERAL FUND UNOBLIGATED BALANCES, BY AGENCY and PROGRAM

(In millions of dollars)

Program	Balances, end of year		
	2003 actual	2004 estimate	2005 estimate
Refugee and entrant assistance	28	15	---
Social services block grant	4	4	4
Children and families services programs	29	1	1
Temporary assistance for needy families	---	400	300
Children's research and technical assistance	2	---	---
General departmental management	244	131	131
Health activities funds	7	7	7
Office of the Inspector General	1	1	1
OTHER MISCELLANEOUS PROGRAMS Subtotal.....	1,384	7,917	1,529
TOTAL, OTHER PROGRAMS.....	1,403	7,936	1,548
** AGENCY TOTAL, ALL PROGRAMS **	2,264	10,276	3,880

AGENCY: Department of Homeland Security

CAPITAL

PROCUREMENT AND CONSTRUCTION PROGRAMS

State and local programs	342	---	---
Firefighter assistance grants	427	206	---
Acquisition, construction, improvements, and related expenses	4	---	---
Acquisition, construction, improvement and related expenses	29	30	32
Automation modernization, Customs and Border Protection	207	---	---
Air and marine interdiction, operations, maintenance, and procur	13	---	---
Construction, Immigration and Customs Enforcement	1	---	---
Acquisition, construction, and improvements	422	573	610
Alteration of bridges	4	---	---
Disaster Relief	1,143	453	148
PROCUREMENT AND CONSTRUCTION PROGRAMS Subtotal.....	2,592	1,262	790

OTHER REVOLVING FUNDS

Working Capital Fund	80	---	---
Yard Fund	66	---	---
National Flood Insurance Fund	1,440	1,831	2,262
OTHER REVOLVING FUNDS Subtotal.....	1,586	1,831	2,262
TOTAL, CAPITAL.....	4,178	3,093	3,052

OTHER PROGRAMS

FORWARD FUNDED PROGRAMS

Biodefense countermeasures	---	---	1,638
----------------------------	-----	-----	-------

TABLE 5

FEDERAL FUND UNOBLIGATED BALANCES, BY AGENCY and PROGRAM

(In millions of dollars)

Program	Balances, end of year		
	2003 actual	2004 estimate	2005 estimate
FORWARD FUNDED PROGRAMS Subtotal.....	---	---	1,638
RESEARCH AND DEVELOPMENT PROGRAMS			
Research, development, test, and evaluation	1	---	---
Operating Expenses	46	---	---
RESEARCH AND DEVELOPMENT PROGRAMS Subtotal.....	47	---	---
OTHER MISCELLANEOUS PROGRAMS			
Departmental Operations	51	---	---
Counterterrorism Fund	6	---	---
Department-wide technology investments	52	---	---
Operating Expenses	5	---	---
Citizenship and Immigration Services	153	148	120
Salaries and expenses	62	---	---
Transportation Security	974	---	---
Salaries and expenses	19	15	11
Salaries and expenses, Customs and Border Protection	1,246	864	863
Salaries and expenses, Immigration and Customs Enforcement	220	---	---
Federal air marshals	13	---	---
Federal Protective Service	20	---	---
Operating expenses	166	166	166
Environmental compliance and restoration	1	---	---
Mitigation grants	137	---	---
Disaster assistance direct loan program account	7	7	7
Radiological emergency preparedness program	2	1	1
Flood Map Modernization Fund	53	---	---
Research, development, acquisitions and operations	353	34	34
Operating Expenses	4	---	---
OTHER MISCELLANEOUS PROGRAMS Subtotal.....	3,544	1,235	1,202
TOTAL, OTHER PROGRAMS.....	3,591	1,235	2,840
** AGENCY TOTAL, ALL PROGRAMS **	7,769	4,328	5,892
AGENCY: Department of Housing and Urban Development			
CRITICAL FINANCIAL RESERVES			
CREDIT LIQUIDATING PROGRAMS			
FHA-mutual mortgage and cooperative housing insurance funds liqu	582	---	---
FHA-general and special risk insurance funds liquidating account	84	---	---
Housing for the elderly or handicapped fund liquidating account	609	---	---
Guarantees of mortgage-backed securities liquidating account	7,229	7,562	7,915

TABLE 5

FEDERAL FUND UNOBLIGATED BALANCES, BY AGENCY and PROGRAM

(In millions of dollars)

Program	Balances, end of year		
	2003 actual	2004 estimate	2005 estimate
CREDIT LIQUIDATING PROGRAMS Subtotal.....	8,504	7,562	7,915
INSURANCE AND OTHER PROGRAMS			
Low-rent public housing--loans and other expenses	20	20	20
Payment to manufactured housing fees trust fund	9	9	9
FHA-mutual mortgage insurance capital reserve account	26,183	24,415	28,308
INSURANCE AND OTHER PROGRAMS Subtotal.....	26,212	24,444	28,337
TOTAL, CRITICAL FINANCIAL RESERVES.....	34,716	32,006	36,252
CAPITAL			
PROCUREMENT AND CONSTRUCTION PROGRAMS			
Public housing capital fund	690	145	145
Urban development action grants	35	5	5
Brownfields redevelopment	27	---	---
Revolving fund (liquidating programs)	21	11	6
Housing for the elderly	1,897	1,503	1,503
PROCUREMENT AND CONSTRUCTION PROGRAMS Subtotal.....	2,670	1,664	1,659
OTHER REVOLVING FUNDS			
Rental housing assistance fund	15	26	35
Flexible subsidy fund	7	27	47
Lead hazard reduction	14	---	---
Working capital fund	119	67	---
OTHER REVOLVING FUNDS Subtotal.....	155	120	82
TOTAL, CAPITAL.....	2,825	1,784	1,741
OTHER PROGRAMS			
SUBSIDIZED HOUSING PROGRAMS			
Drug elimination grants for low-income housing	14	5	---
Revitalization of severely distressed public housing (HOPE VI)	559	141	---
Native American housing block grant	123	123	102
Housing certificate fund	3,479	184	---
Community development fund	1,104	1,000	980
Homeless assistance grants	1,755	1,751	1,713
Community development loan guarantees program account	5	3	---
Home investment partnership program	372	368	367
Shelter Plus Care Renewals	6	7	---
Housing opportunities for persons with AIDS	88	85	80

TABLE 5

FEDERAL FUND UNOBLIGATED BALANCES, BY AGENCY and PROGRAM

(In millions of dollars)

Program	Balances, end of year		
	2003 actual	2004 estimate	2005 estimate
Rural housing and economic development	25	---	---
Other assisted housing programs	1,293	990	315
SUBSIDIZED HOUSING PROGRAMS Subtotal.....	8,823	4,657	3,557
RESEARCH AND DEVELOPMENT PROGRAMS			
Research and technology	7	---	---
RESEARCH AND DEVELOPMENT PROGRAMS Subtotal.....	7	---	---
OTHER MISCELLANEOUS PROGRAMS			
Public housing operating fund	4	---	---
Indian housing loan guarantee fund program account	33	33	---
Native Hawaiian Housing Loan Guarantee Fund program account	2	2	2
Housing counseling assistance	---	---	40
FHA-general and special risk program account	65	71	40
Housing for persons with disabilities	---	394	394
Fair housing activities	23	21	18
Salaries and expenses	16	---	---
OTHER MISCELLANEOUS PROGRAMS Subtotal.....	143	521	494
TOTAL, OTHER PROGRAMS.....	8,973	5,178	4,051
** AGENCY TOTAL, ALL PROGRAMS **	46,514	38,968	42,044

AGENCY: Department of the Interior

CRITICAL FINANCIAL RESERVES

CREDIT LIQUIDATING PROGRAMS

Revolving fund for loans liquidating account	3	---	---
Indian loan guaranty and insurance fund liquidating account	2	---	---
CREDIT LIQUIDATING PROGRAMS Subtotal.....	5	---	---

INSURANCE AND OTHER PROGRAMS

Tribal special fund	64	64	64
INSURANCE AND OTHER PROGRAMS Subtotal.....	64	64	64
TOTAL, CRITICAL FINANCIAL RESERVES.....	69	64	64

CAPITAL

PROCUREMENT AND CONSTRUCTION PROGRAMS

Construction	14	14	12
Land acquisition	38	38	38

TABLE 5

FEDERAL FUND UNOBLIGATED BALANCES, BY AGENCY and PROGRAM

(In millions of dollars)

Program	Balances, end of year		
	2003 actual	2004 estimate	2005 estimate
Range improvements	6	8	8
Abandoned mine reclamation fund	38	35	30
Construction	69	53	17
Land acquisition	59	36	25
Migratory bird conservation account	7	5	5
North American wetlands conservation fund	7	6	4
Urban park and recreation fund	1	---	---
Operation of the national park system	45	26	10
Construction and major maintenance	341	316	224
Land acquisition and State assistance	224	190	175
Other permanent appropriations	120	120	120
Recreation fee permanent appropriations	283	248	190
Construction	225	35	39
Indian water rights and habitat acquisition program	3	---	---
Miscellaneous permanent appropriations	60	62	64
Everglades restoration account	2	1	---
Trust Territory of the Pacific Islands	1	---	---
Compact of free association	2	2	2
Natural resource damage assessment fund	170	184	193
PROCUREMENT AND CONSTRUCTION PROGRAMS Subtotal.....	1,715	1,379	1,156
OTHER REVOLVING FUNDS			
Wildland fire management	112	59	99
Helium fund	3	---	---
Working capital fund	35	47	48
Permanent operating funds	290	388	1,105
Interior Franchise Fund	721	903	1,136
Lower Colorado River Basin development fund	162	106	106
Upper Colorado River Basin fund	22	10	10
Working capital fund	25	14	14
Working capital fund	75	65	57
Special foreign currency program	1	---	---
Working capital fund	33	13	13
OTHER REVOLVING FUNDS Subtotal.....	1,479	1,605	2,588
TOTAL, CAPITAL.....	3,194	2,984	3,744
OTHER PROGRAMS			
FORWARD FUNDED PROGRAMS			
Operation of Indian programs	424	444	422
FORWARD FUNDED PROGRAMS Subtotal.....	424	444	422

TABLE 5

FEDERAL FUND UNOBLIGATED BALANCES, BY AGENCY and PROGRAM

(In millions of dollars)

Program	Balances, end of year		
	2003 actual	2004 estimate	2005 estimate
RESEARCH AND DEVELOPMENT PROGRAMS			
Utah reclamation mitigation and conservation account	13	10	11
Surveys, investigations, and research	34	30	28
Mines and minerals	1	---	---
Federal aid in wildlife restoration	62	51	49
Cooperative endangered species conservation fund	84	52	29
RESEARCH AND DEVELOPMENT PROGRAMS Subtotal.....	194	143	117
OTHER MISCELLANEOUS PROGRAMS			
Management of lands and resources	37	38	38
Oregon and California grant lands	3	3	4
Central hazardous materials fund	24	15	8
Service charges, deposits, and forfeitures	15	17	19
Miscellaneous permanent payment accounts	6	5	1
Royalty and offshore minerals management	10	22	16
Regulation and technology	1	1	1
Water and related resources	267	80	---
Bureau of Reclamation loan program account	1	---	---
California Bay-Delta restoration	30	---	---
Policy and administration	1	---	---
Central Valley project restoration fund	1	---	---
Colorado River dam fund, Boulder Canyon project	9	1	1
Central Utah Project completion account	---	1	1
Resource management	28	18	15
Multinational species conservation fund	1	1	1
State and tribal wildlife grants	62	34	17
National wildlife refuge fund	4	3	2
Recreational fee demonstration program	4	4	4
Private stewardship grants	2	2	2
Landowner incentive program	23	10	8
Miscellaneous permanent appropriations	3	1	1
National recreation and preservation	1	---	---
Historic preservation fund	28	29	29
Indian land and water claim settlements and miscellaneous paymen	9	---	---
Operation and maintenance of quarters	4	4	4
Salaries and expenses	2	---	---
Assistance to territories	30	30	30
Office of the Special Trustee for American Indians	18	5	---
Indian land consolidation	11	---	---
Salaries and expenses	1	1	1
National Indian Gaming Commission, Gaming activity fees	4	5	6

TABLE 5

FEDERAL FUND UNOBLIGATED BALANCES, BY AGENCY and PROGRAM

(In millions of dollars)

Program	Balances, end of year		
	2003 actual	2004 estimate	2005 estimate
OTHER MISCELLANEOUS PROGRAMS Subtotal.....	640	330	209
TOTAL, OTHER PROGRAMS.....	1,258	917	748
** AGENCY TOTAL, ALL PROGRAMS **	4,521	3,965	4,556
<u>AGENCY: Department of Justice</u>			
CAPITAL			
PROCUREMENT AND CONSTRUCTION PROGRAMS			
Identification systems integration	2	---	---
Salaries and expenses	438	13	---
Construction	23	---	---
Laboratory facilities and headquarters	2	2	2
Buildings and facilities	539	633	63
PROCUREMENT AND CONSTRUCTION PROGRAMS Subtotal.....	1,004	648	65
OTHER REVOLVING FUNDS			
Working capital fund	235	68	68
Justice prisoner and alien transportation system, U.S. Marshals	27	31	31
Federal Prison Industries, Incorporated	19	27	14
OTHER REVOLVING FUNDS Subtotal.....	281	126	113
TOTAL, CAPITAL.....	1,285	774	178
OTHER PROGRAMS			
OTHER MISCELLANEOUS PROGRAMS			
Salaries and expenses	15	3	5
Counterterrorism fund	70	27	22
Narrowband communications	29	1	---
Detention trustee	7	---	---
Telecommunications carrier compliance fund	49	---	---
Office of Inspector General	2	---	---
Administrative review and appeals	2	---	---
Salaries and expenses, General Legal Activities	5	---	---
Legal activities office automation	53	4	4
Fees and expenses of witnesses	50	43	58
Salaries and expenses, Antitrust Division	5	5	5
Salaries and expenses, United States Attorneys	27	20	20
Salaries and expenses, United States Marshals Service	15	15	15

TABLE 5

FEDERAL FUND UNOBLIGATED BALANCES, BY AGENCY and PROGRAM

(In millions of dollars)

Program	Balances, end of year		
	2003 actual	2004 estimate	2005 estimate
Federal prisoner detention	1	---	---
Assets forfeiture fund	377	315	300
United States trustee system fund	2	---	---
Interagency crime and drug enforcement	12	12	12
Foreign terrorist tracking task force	1	---	---
Salaries and expenses	84	---	---
Diversion control fee account	3	5	7
Salaries and expenses	55	55	55
Violent crime reduction program	2	---	---
Salaries and expenses	1	---	170
Weed and seed program fund	1	---	---
Justice assistance	127	---	---
Public safety officers' benefits	5	---	---
State and local law enforcement assistance	248	53	---
Juvenile justice programs	71	---	---
Community oriented policing services	14	53	---
Crime victims fund	13	---	---
Violent crime reduction trust fund	7	---	---
OTHER MISCELLANEOUS PROGRAMS Subtotal.....	1,353	611	673
TOTAL, OTHER PROGRAMS.....	1,353	611	673
** AGENCY TOTAL, ALL PROGRAMS **	2,638	1,385	851
<u>AGENCY: Department of Labor</u>			
CRITICAL FINANCIAL RESERVES			
INSURANCE AND OTHER PROGRAMS			
Pension benefit guaranty corporation fund	12,219	12,272	12,364
Special benefits	1,100	1,063	994
Panama Canal Commission compensation fund	76	78	78
INSURANCE AND OTHER PROGRAMS Subtotal.....	13,395	13,413	13,436
TOTAL, CRITICAL FINANCIAL RESERVES.....	13,395	13,413	13,436
CAPITAL			
OTHER REVOLVING FUNDS			
Working capital fund	4	10	14
OTHER REVOLVING FUNDS Subtotal.....	4	10	14
TOTAL, CAPITAL.....	4	10	14

TABLE 5

FEDERAL FUND UNOBLIGATED BALANCES, BY AGENCY and PROGRAM

(In millions of dollars)

Program	Balances, end of year		
	2003 actual	2004 estimate	2005 estimate
OTHER PROGRAMS			
FORWARD FUNDED PROGRAMS			
Training and employment services	903	711	1,059
State unemployment insurance and employment service operations	119	89	78
Special benefits for disabled coal miners	2	2	2
FORWARD FUNDED PROGRAMS Subtotal.....	1,024	802	1,139
OTHER MISCELLANEOUS PROGRAMS			
Payments to the Unemployment trust fund	5	5	5
Salaries and expenses	8	---	---
Energy employees occupational illness compensation fund	59	---	---
Administrative expenses, Energy employees occupational illness c	140	107	58
Salaries and expenses	10	10	10
Veterans employment and training	---	1	1
Salaries and expenses	36	37	37
OTHER MISCELLANEOUS PROGRAMS Subtotal.....	258	160	111
TOTAL, OTHER PROGRAMS.....	1,282	962	1,250
** AGENCY TOTAL, ALL PROGRAMS **	14,681	14,385	14,700
AGENCY: Department of State			
CRITICAL FINANCIAL RESERVES			
INSURANCE AND OTHER PROGRAMS			
Fishermen's guaranty fund	3	3	3
INSURANCE AND OTHER PROGRAMS Subtotal.....	3	3	3
TOTAL, CRITICAL FINANCIAL RESERVES.....	3	3	3
CAPITAL			
PROCUREMENT AND CONSTRUCTION PROGRAMS			
Embassy security, construction, and maintenance	1,035	819	788
Security and maintenance of United States missions (special fore	2	2	1
Construction, IBWC	6	6	5
PROCUREMENT AND CONSTRUCTION PROGRAMS Subtotal.....	1,043	827	794
OTHER REVOLVING FUNDS			
Working capital fund	22	---	---

TABLE 5

FEDERAL FUND UNOBLIGATED BALANCES, BY AGENCY and PROGRAM

(In millions of dollars)

Program	Balances, end of year		
	2003 actual	2004 estimate	2005 estimate
OTHER REVOLVING FUNDS Subtotal.....	22	---	---
TOTAL, CAPITAL.....	1,065	827	794
OTHER PROGRAMS			
OTHER MISCELLANEOUS PROGRAMS			
Diplomatic and consular programs	445	170	225
Capital investment fund	52	12	15
Educational and cultural exchange programs	77	---	---
Emergencies in the diplomatic and consular service	17	25	11
Buying power maintenance	2	2	2
Foreign service national defined contributions retirement fund	4	3	3
Contributions for international peacekeeping activities	100	---	---
International conferences and contingencies	3	1	1
Arrearage payments	2	---	---
American sections, international commissions	1	1	1
United States emergency refugee and migration assistance fund	79	54	19
East-West Center	2	---	---
International narcotics control and law enforcement	206	137	100
Migration and refugee assistance	29	22	22
Andean counterdrug initiative	118	91	51
Fishermen's protective fund	1	1	1
International Center, Washington, D.C.	---	1	1
International litigation fund	4	5	6
OTHER MISCELLANEOUS PROGRAMS Subtotal.....	1,142	525	458
TOTAL, OTHER PROGRAMS.....	1,142	525	458
** AGENCY TOTAL, ALL PROGRAMS **	2,210	1,355	1,255

AGENCY: Department of Transportation

CRITICAL FINANCIAL RESERVES

INSURANCE AND OTHER PROGRAMS

Aviation insurance revolving fund	218	347	349
Aviation user fees	77	77	---
War risk insurance revolving fund	37	38	38
INSURANCE AND OTHER PROGRAMS Subtotal.....	332	462	387
TOTAL, CRITICAL FINANCIAL RESERVES.....	332	462	387

TABLE 5

FEDERAL FUND UNOBLIGATED BALANCES, BY AGENCY and PROGRAM

(In millions of dollars)

Program	Balances, end of year		
	2003 actual	2004 estimate	2005 estimate
CAPITAL			
PROCUREMENT AND CONSTRUCTION PROGRAMS			
Appalachian development highway system	210	---	---
Miscellaneous appropriations	197	143	85
Northeast corridor improvement program	4	---	---
Pennsylvania station redevelopment project	60	---	---
Interstate transfer grants-transit	---	---	10
Washington Metropolitan Area Transit Authority	1	1	1
Formula grants	1,554	1,668	---
Capital investment grants	5,874	2,414	36
Ship construction	4	---	4
Maritime guaranteed loan (title XI) program account	37	25	---
Ship disposal	5	5	5
PROCUREMENT AND CONSTRUCTION PROGRAMS Subtotal.....	7,946	4,256	141
OTHER REVOLVING FUNDS			
Job access and reverse commute grants	114	59	---
Vessel operations revolving fund	5	6	7
OTHER REVOLVING FUNDS Subtotal.....	119	65	7
TOTAL, CAPITAL.....	8,065	4,321	148
OTHER PROGRAMS			
RESEARCH AND DEVELOPMENT PROGRAMS			
Compensation for air carriers	278	---	---
Operations and research	12	---	---
Next generation high-speed rail	14	---	---
Railroad research and development	3	---	---
University transportation research	6	---	---
Transit planning and research	40	30	---
Research and special programs	2	---	---
Working capital fund, Volpe National Transportation Systems Cent	182	182	182
RESEARCH AND DEVELOPMENT PROGRAMS Subtotal.....	537	212	182
OTHER MISCELLANEOUS PROGRAMS			
Salaries and expenses	---	---	1
Rental payments	---	1	---
Minority business outreach	1	1	1
Transportation planning, research, and development	9	3	2
Working Capital Fund	---	-3	-3

TABLE 5

FEDERAL FUND UNOBLIGATED BALANCES, BY AGENCY and PROGRAM

(In millions of dollars)

Program	Balances, end of year		
	2003 actual	2004 estimate	2005 estimate
Essential air service and rural airport improvement fund	7	---	---
Operations	22	---	---
Administrative services franchise fund	79	79	79
Safety and operations	5	---	---
Capital grants to National Railroad Passenger Corporation	24	---	---
Miscellaneous expired accounts	---	3	3
Saint Lawrence Seaway Development Corporation	15	15	15
Pipeline safety	17	---	---
Salaries and expenses	1	1	1
Operating-differential subsidies	141	141	141
Ready reserve force	3	---	---
Maritime security program	3	4	4
Operations and training	7	7	7
OTHER MISCELLANEOUS PROGRAMS Subtotal.....	334	252	251
TOTAL, OTHER PROGRAMS.....	871	464	433
** AGENCY TOTAL, ALL PROGRAMS **	9,268	5,247	968

AGENCY: Department of the Treasury

CRITICAL FINANCIAL RESERVES

INTERNATIONAL MONETARY PROGRAMS

Exchange stabilization fund	23,915	24,170	24,428
INTERNATIONAL MONETARY PROGRAMS Subtotal.....	23,915	24,170	24,428

INSURANCE AND OTHER PROGRAMS

Payment to Justice, FIRREA related claims	2	2	2
Federal Reserve Bank reimbursement fund	3	3	3
Check forgery insurance fund	8	8	8
INSURANCE AND OTHER PROGRAMS Subtotal.....	13	13	13
TOTAL, CRITICAL FINANCIAL RESERVES.....	23,928	24,183	24,441

CAPITAL

PROCUREMENT AND CONSTRUCTION PROGRAMS

Treasury building and annex repair and restoration	2	3	4
Bureau of Engraving and Printing fund	111	91	81
Information systems	24	24	24
PROCUREMENT AND CONSTRUCTION PROGRAMS Subtotal.....	137	118	109

TABLE 5

FEDERAL FUND UNOBLIGATED BALANCES, BY AGENCY and PROGRAM

(In millions of dollars)

Program	Balances, end of year		
	2003 actual	2004 estimate	2005 estimate
OTHER REVOLVING FUNDS			
Working capital fund	50	40	30
Treasury franchise fund	202	188	185
Federal Financing Bank	467	317	1,198
United States Mint public enterprise fund	38	38	38
Federal tax lien revolving fund	5	5	5
Office of Thrift Supervision	159	163	167
OTHER REVOLVING FUNDS Subtotal.....	921	751	1,623
TOTAL, CAPITAL.....	1,058	869	1,732
OTHER PROGRAMS			
FORWARD FUNDED PROGRAMS			
Business systems modernization	163	184	145
FORWARD FUNDED PROGRAMS Subtotal.....	163	184	145
RESEARCH AND DEVELOPMENT PROGRAMS			
Office of Inspector General	1	1	1
Biomass energy development	20	---	---
RESEARCH AND DEVELOPMENT PROGRAMS Subtotal.....	21	1	1
OTHER MISCELLANEOUS PROGRAMS			
Salaries and expenses	9	7	8
Salaries and expenses	6	7	6
Department-wide systems and capital investments programs	19	19	19
Counterterrorism fund	12	5	5
Expanded access to financial services	5	4	---
Air transportation stabilization program account	3	3	3
Terrorism insurance program	5	---	---
Community development financial institutions fund program account	27	10	10
Presidential election campaign fund	166	3	48
Sallie Mae assessments	---	1	1
Treasury forfeiture fund	75	75	---
Violent crime reduction program	2	1	---
Salaries and expenses	41	41	41
Payment of anti-terrorism judgments	1	---	---
Continued dumping and subsidy offset	16	16	16
Confiscated and vested Iraqi property and assets	64	---	---
Administering the public debt	11	6	8
Processing, assistance, and management	11	11	11

TABLE 5

FEDERAL FUND UNOBLIGATED BALANCES, BY AGENCY and PROGRAM

(In millions of dollars)

Program	Balances, end of year		
	2003 actual	2004 estimate	2005 estimate
Tax law enforcement	3	3	3
Health insurance tax credit administration	10	5	---
OTHER MISCELLANEOUS PROGRAMS Subtotal.....	486	217	179
TOTAL, OTHER PROGRAMS.....	670	402	325
** AGENCY TOTAL, ALL PROGRAMS **	25,656	25,454	26,498
<u>AGENCY: Department of Veterans Affairs</u>			
CRITICAL FINANCIAL RESERVES			
CREDIT LIQUIDATING PROGRAMS			
Housing liquidating account	28	---	---
CREDIT LIQUIDATING PROGRAMS Subtotal.....	28	---	---
INSURANCE AND OTHER PROGRAMS			
Insurance benefits	1	---	---
Veterans reopened insurance fund	409	390	368
Service-disabled veterans insurance fund	9	3	5
INSURANCE AND OTHER PROGRAMS Subtotal.....	419	393	373
TOTAL, CRITICAL FINANCIAL RESERVES.....	447	393	373
CAPITAL			
PROCUREMENT AND CONSTRUCTION PROGRAMS			
Medical care	1,261	1,156	280
Supply fund	477	477	477
PROCUREMENT AND CONSTRUCTION PROGRAMS Subtotal.....	1,738	1,633	757
OTHER REVOLVING FUNDS			
Canteen service revolving fund	18	13	8
Vocational rehabilitation and employment administration	3	1	1
Education administration	4	1	1
Franchise fund	73	73	73
OTHER REVOLVING FUNDS Subtotal.....	98	88	83
TOTAL, CAPITAL.....	1,836	1,721	840
OTHER PROGRAMS			
RESEARCH AND DEVELOPMENT PROGRAMS			
Medical and prosthetic research	47	21	21

TABLE 5

FEDERAL FUND UNOBLIGATED BALANCES, BY AGENCY and PROGRAM

(In millions of dollars)

Program	Balances, end of year		
	2003 actual	2004 estimate	2005 estimate
Medical center research organizations	16	16	16
RESEARCH AND DEVELOPMENT PROGRAMS Subtotal.....	63	37	37
OTHER MISCELLANEOUS PROGRAMS			
Disability compensation benefits	1,112	202	---
Burial administration	175	134	146
Disability compensation administration	40	32	4
Vocational rehabilitation and employment benefits	11	22	---
Education benefits	400	268	---
Insurance administration	1	---	---
Pensions administration	4	1	1
Pensions benefits	65	163	---
Housing program account	52	42	32
General administration	79	3	---
Office of Inspector General	4	1	1
OTHER MISCELLANEOUS PROGRAMS Subtotal.....	1,943	868	184
TOTAL, OTHER PROGRAMS.....	2,006	905	221
** AGENCY TOTAL, ALL PROGRAMS **	4,289	3,019	1,434
<u>AGENCY: Corps of Engineers-Civil Works</u>			
CAPITAL			
PROCUREMENT AND CONSTRUCTION PROGRAMS			
Flood control, Mississippi River and tributaries	12	20	5
Construction	990	1,620	1,833
Formerly utilized sites remedial action program	2	1	1
PROCUREMENT AND CONSTRUCTION PROGRAMS Subtotal.....	1,004	1,641	1,839
OTHER REVOLVING FUNDS			
Revolving fund	80	57	40
OTHER REVOLVING FUNDS Subtotal.....	80	57	40
TOTAL, CAPITAL.....	1,084	1,698	1,879
OTHER PROGRAMS			
OTHER MISCELLANEOUS PROGRAMS			
General investigations	50	43	39
Operation and maintenance	84	70	32

TABLE 5

FEDERAL FUND UNOBLIGATED BALANCES, BY AGENCY and PROGRAM

(In millions of dollars)

Program	Balances, end of year		
	2003 actual	2004 estimate	2005 estimate
General expenses	7	6	5
Flood control and coastal emergencies	134	72	71
Regulatory program	5	3	5
OTHER MISCELLANEOUS PROGRAMS Subtotal.....	280	194	152
TOTAL, OTHER PROGRAMS.....	280	194	152
** AGENCY TOTAL, ALL PROGRAMS **	1,364	1,892	2,031
<u>AGENCY: Other Defense Civil Programs</u>			
CRITICAL FINANCIAL RESERVES			
INTERNATIONAL MONETARY PROGRAMS			
Foreign currency fluctuations	4	3	2
INTERNATIONAL MONETARY PROGRAMS Subtotal.....	4	3	2
TOTAL, CRITICAL FINANCIAL RESERVES.....	4	3	2
CAPITAL			
PROCUREMENT AND CONSTRUCTION PROGRAMS			
Salaries and expenses	4	4	4
PROCUREMENT AND CONSTRUCTION PROGRAMS Subtotal.....	4	4	4
TOTAL, CAPITAL.....	4	4	4
OTHER PROGRAMS			
OTHER MISCELLANEOUS PROGRAMS			
Salaries and expenses	1	---	---
Wildlife conservation	7	6	6
OTHER MISCELLANEOUS PROGRAMS Subtotal.....	8	6	6
TOTAL, OTHER PROGRAMS.....	8	6	6
** AGENCY TOTAL, ALL PROGRAMS **	16	13	12

AGENCY: Environmental Protection Agency

CAPITAL

PROCUREMENT AND CONSTRUCTION PROGRAMS			
Buildings and facilities	7	5	5

TABLE 5

FEDERAL FUND UNOBLIGATED BALANCES, BY AGENCY and PROGRAM

(In millions of dollars)

Program	Balances, end of year		
	2003 actual	2004 estimate	2005 estimate
PROCUREMENT AND CONSTRUCTION PROGRAMS Subtotal.....	7	5	5
OTHER REVOLVING FUNDS			
Reregistration and expedited processing revolving fund	1	1	---
Working capital fund	22	17	3
OTHER REVOLVING FUNDS Subtotal.....	23	18	3
TOTAL, CAPITAL.....	30	23	8
OTHER PROGRAMS			
RESEARCH AND DEVELOPMENT PROGRAMS			
Science and technology	276	199	174
RESEARCH AND DEVELOPMENT PROGRAMS Subtotal.....	276	199	174
OTHER MISCELLANEOUS PROGRAMS			
State and tribal assistance grants	1,401	1,355	1,400
Environmental programs and management	187	192	213
Office of the Inspector General	14	13	13
OTHER MISCELLANEOUS PROGRAMS Subtotal.....	1,602	1,560	1,626
TOTAL, OTHER PROGRAMS.....	1,878	1,759	1,800
** AGENCY TOTAL, ALL PROGRAMS **	1,908	1,782	1,808
<hr/>			
AGENCY: <u>Executive Office of the President</u>			
CRITICAL FINANCIAL RESERVES			
INTERNATIONAL MONETARY PROGRAMS			
Iraq relief and reconstruction fund	289	6,000	---
INTERNATIONAL MONETARY PROGRAMS Subtotal.....	289	6,000	---
TOTAL, CRITICAL FINANCIAL RESERVES.....	289	6,000	---
OTHER PROGRAMS			
OTHER MISCELLANEOUS PROGRAMS			
Unanticipated needs for natural disasters	12	12	12
Emergency response fund	4	22	22
The White House	24	25	20
Office of the United States Trade Representative	1	2	---
OTHER MISCELLANEOUS PROGRAMS Subtotal.....	41	61	54

TABLE 5

FEDERAL FUND UNOBLIGATED BALANCES, BY AGENCY and PROGRAM

(In millions of dollars)

Program	Balances, end of year		
	2003 actual	2004 estimate	2005 estimate
TOTAL, OTHER PROGRAMS.....	41	61	54
** AGENCY TOTAL, ALL PROGRAMS **	330	6,061	54
<u>AGENCY: General Services Administration</u>			
CAPITAL			
PROCUREMENT AND CONSTRUCTION PROGRAMS			
Federal buildings fund	3,985	3,927	3,788
General supply fund	539	376	272
PROCUREMENT AND CONSTRUCTION PROGRAMS Subtotal.....	4,524	4,303	4,060
OTHER REVOLVING FUNDS			
Information technology fund	1,871	877	289
Working capital fund	47	33	19
Federal citizen information center fund	6	6	6
OTHER REVOLVING FUNDS Subtotal.....	1,924	916	314
TOTAL, CAPITAL.....	6,448	5,219	4,374
OTHER PROGRAMS			
OTHER MISCELLANEOUS PROGRAMS			
Real property relocation	12	12	12
Operating expenses	7	6	6
Electronic government (E-GOV) fund	5	1	---
OTHER MISCELLANEOUS PROGRAMS Subtotal.....	24	19	18
TOTAL, OTHER PROGRAMS.....	24	19	18
** AGENCY TOTAL, ALL PROGRAMS **	6,472	5,238	4,392
<u>AGENCY: International Assistance Programs</u>			
CRITICAL FINANCIAL RESERVES			
CREDIT LIQUIDATING PROGRAMS			
Economic assistance loans liquidating account	219	---	---
Housing and other credit guaranty programs liquidating account	100	---	---
Overseas Private Investment Corporation liquidating account	5	---	---
CREDIT LIQUIDATING PROGRAMS Subtotal.....	324	---	---

TABLE 5

FEDERAL FUND UNOBLIGATED BALANCES, BY AGENCY and PROGRAM

(In millions of dollars)

Program	Balances, end of year		
	2003 actual	2004 estimate	2005 estimate
INTERNATIONAL MONETARY PROGRAMS			
Economic support fund	1,127	---	---
Central America and Caribbean emergency disaster recovery fund	1	---	---
United States quota, International Monetary Fund	23,111	23,111	23,111
Loans to International Monetary Fund	9,597	9,597	9,597
Central American reconciliation assistance	1	1	1
INTERNATIONAL MONETARY PROGRAMS Subtotal.....	33,837	32,709	32,709
INSURANCE AND OTHER PROGRAMS			
Contribution to the Inter-American Development Bank	3,798	3,798	3,798
Contribution to the International Development Association	844	---	---
Contribution to the Asian Development Bank	845	747	747
Contribution to the International Bank for Reconstruction and De	7,663	7,663	7,663
Contribution to the African Development Bank	107	---	---
Overseas Private Investment Corporation noncredit account	234	221	216
INSURANCE AND OTHER PROGRAMS Subtotal.....	13,491	12,429	12,424
TOTAL, CRITICAL FINANCIAL RESERVES.....	47,652	45,138	45,133
CAPITAL			
PROCUREMENT AND CONSTRUCTION PROGRAMS			
Capital investment fund	3	---	---
PROCUREMENT AND CONSTRUCTION PROGRAMS Subtotal.....	3	---	---
OTHER REVOLVING FUNDS			
Working capital fund	1	1	1
OTHER REVOLVING FUNDS Subtotal.....	1	1	1
TOTAL, CAPITAL.....	4	1	1
OTHER PROGRAMS			
OTHER MISCELLANEOUS PROGRAMS			
Peacekeeping operations	43	---	---
Nonproliferation, antiterrorism, demining, and related programs	32	17	17
International military education and training	1	---	---
United States emergency fund for complex foreign crises	---	---	70
Debt restructuring	56	56	56
Contribution for the EBRD small and medium enterprise support fu	3	---	---
International affairs technical assistance program	38	32	25

TABLE 5

FEDERAL FUND UNOBLIGATED BALANCES, BY AGENCY and PROGRAM

(In millions of dollars)

Program	Balances, end of year		
	2003 actual	2004 estimate	2005 estimate
Operating expenses of the Agency for International Development	25	13	5
Operating expenses, Office of Inspector General	8	4	3
Assistance for Eastern Europe and the Baltic States	102	---	---
Development fund for Africa	19	---	---
Sustainable development assistance program	208	---	---
Transition Initiatives	12	---	---
International disaster and famine assistance	41	---	---
Assistance for the independent states of the former Soviet Union	221	---	---
Child survival and disease programs	144	---	---
Development credit authority program account	7	1	---
Property management fund	2	1	1
Overseas Private Investment Corporation program account	13	13	13
Trade and Development Agency	11	1	---
Peace Corps	6	---	---
Inter-American Foundation	9	9	2
African Development Foundation	3	---	---
Special defense acquisition fund	24	14	4
Demobilization and transition fund	1	1	1
OTHER MISCELLANEOUS PROGRAMS Subtotal.....	1,029	162	197
TOTAL, OTHER PROGRAMS.....	1,029	162	197
** AGENCY TOTAL, ALL PROGRAMS **	48,685	45,301	45,331
<u>AGENCY: National Aeronautics and Space Administration</u>			
OTHER PROGRAMS			
RESEARCH AND DEVELOPMENT PROGRAMS			
Science, Aeronautics and Technology	1,009	---	---
Mission support	14	---	---
Exploration, science, and aeronautics	---	391	385
RESEARCH AND DEVELOPMENT PROGRAMS Subtotal.....	1,023	391	385
OTHER MISCELLANEOUS PROGRAMS			
Human space flight	488	---	---
Exploration capabilities	---	376	426
OTHER MISCELLANEOUS PROGRAMS Subtotal.....	488	376	426
TOTAL, OTHER PROGRAMS.....	1,511	767	811
** AGENCY TOTAL, ALL PROGRAMS **	1,511	767	811

TABLE 5

FEDERAL FUND UNOBLIGATED BALANCES, BY AGENCY and PROGRAM

(In millions of dollars)

Program	Balances, end of year		
	2003 actual	2004 estimate	2005 estimate
<u>AGENCY: National Science Foundation</u>			
OTHER PROGRAMS			
RESEARCH AND DEVELOPMENT PROGRAMS			
Research and related activities	28	---	---
Major research equipment and facilities construction	66	---	---
RESEARCH AND DEVELOPMENT PROGRAMS Subtotal.....	94	---	---
OTHER MISCELLANEOUS PROGRAMS			
Education and human resources	89	---	---
Office of the Inspector General	1	---	---
OTHER MISCELLANEOUS PROGRAMS Subtotal.....	90	---	---
TOTAL, OTHER PROGRAMS.....	184	---	---
** AGENCY TOTAL, ALL PROGRAMS **	184	---	---
<u>AGENCY: Office of Personnel Management</u>			
CAPITAL			
OTHER REVOLVING FUNDS			
Revolving fund	170	170	170
OTHER REVOLVING FUNDS Subtotal.....	170	170	170
TOTAL, CAPITAL.....	170	170	170
OTHER PROGRAMS			
OTHER MISCELLANEOUS PROGRAMS			
Salaries and expenses	26	---	---
OTHER MISCELLANEOUS PROGRAMS Subtotal.....	26	---	---
TOTAL, OTHER PROGRAMS.....	26	---	---
** AGENCY TOTAL, ALL PROGRAMS **	196	170	170
<u>AGENCY: Small Business Administration</u>			
CRITICAL FINANCIAL RESERVES			

TABLE 5

FEDERAL FUND UNOBLIGATED BALANCES, BY AGENCY and PROGRAM

(In millions of dollars)

Program	Balances, end of year		
	2003 actual	2004 estimate	2005 estimate
CREDIT LIQUIDATING PROGRAMS			
Pollution control equipment fund liquidating account	3	---	---
Disaster loan fund liquidating account	72	---	---
Business loan fund liquidating account	143	---	---
CREDIT LIQUIDATING PROGRAMS Subtotal.....	218	---	---
INSURANCE AND OTHER PROGRAMS			
Surety bond guarantees revolving fund	23	19	27
INSURANCE AND OTHER PROGRAMS Subtotal.....	23	19	27
TOTAL, CRITICAL FINANCIAL RESERVES.....	241	19	27
OTHER PROGRAMS			
OTHER MISCELLANEOUS PROGRAMS			
Salaries and expenses	8	1	1
Disaster loans program account	38	14	14
Business loan program account	42	26	26
OTHER MISCELLANEOUS PROGRAMS Subtotal.....	88	41	41
TOTAL, OTHER PROGRAMS.....	88	41	41
** AGENCY TOTAL, ALL PROGRAMS **	329	60	68
<u>AGENCY: Social Security Administration</u>			
OTHER PROGRAMS			
OTHER MISCELLANEOUS PROGRAMS			
Payments to social security trust funds	15	15	14
Supplemental security income program	532	358	---
OTHER MISCELLANEOUS PROGRAMS Subtotal.....	547	373	14
TOTAL, OTHER PROGRAMS.....	547	373	14
** AGENCY TOTAL, ALL PROGRAMS **	547	373	14
<u>AGENCY: Appalachian Regional Commission</u>			
OTHER PROGRAMS			

TABLE 5

FEDERAL FUND UNOBLIGATED BALANCES, BY AGENCY and PROGRAM

(In millions of dollars)

Program	Balances, end of year		
	2003 actual	2004 estimate	2005 estimate
OTHER MISCELLANEOUS PROGRAMS			
Appalachian Regional Commission	18	11	4
OTHER MISCELLANEOUS PROGRAMS Subtotal.....	18	11	4
TOTAL, OTHER PROGRAMS.....	18	11	4
** AGENCY TOTAL, ALL PROGRAMS **	18	11	4
<hr/>			
AGENCY: <u>Broadcasting Board of Governors</u>			
CAPITAL			
PROCUREMENT AND CONSTRUCTION PROGRAMS			
Broadcasting capital improvements	30	8	---
PROCUREMENT AND CONSTRUCTION PROGRAMS Subtotal.....	30	8	---
TOTAL, CAPITAL.....	30	8	---
OTHER PROGRAMS			
OTHER MISCELLANEOUS PROGRAMS			
International broadcasting operations	31	---	---
Broadcasting to Cuba	1	---	---
Buying power maintenance	4	4	4
OTHER MISCELLANEOUS PROGRAMS Subtotal.....	36	4	4
TOTAL, OTHER PROGRAMS.....	36	4	4
** AGENCY TOTAL, ALL PROGRAMS **	66	12	4
<hr/>			
AGENCY: <u>Commission on Ocean Policy</u>			
OTHER PROGRAMS			
OTHER MISCELLANEOUS PROGRAMS			
Salaries and expenses	4	---	---
OTHER MISCELLANEOUS PROGRAMS Subtotal.....	4	---	---
TOTAL, OTHER PROGRAMS.....	4	---	---
** AGENCY TOTAL, ALL PROGRAMS **	4	---	---
<hr/>			
AGENCY: <u>Commodity Futures Trading Commission</u>			

TABLE 5

FEDERAL FUND UNOBLIGATED BALANCES, BY AGENCY and PROGRAM

(In millions of dollars)

Program	Balances, end of year		
	2003 actual	2004 estimate	2005 estimate
<u>OTHER PROGRAMS</u>			
OTHER MISCELLANEOUS PROGRAMS			
Commodity Futures Trading Commission	8	8	8
OTHER MISCELLANEOUS PROGRAMS Subtotal.....	8	8	8
TOTAL, OTHER PROGRAMS.....	8	8	8
** AGENCY TOTAL, ALL PROGRAMS **	8	8	8
<u>AGENCY: Corporation for National and Community Service</u>			
OTHER PROGRAMS			
OTHER MISCELLANEOUS PROGRAMS			
National and community service programs, operating expenses	54	54	54
Inspector general	3	---	---
OTHER MISCELLANEOUS PROGRAMS Subtotal.....	57	54	54
TOTAL, OTHER PROGRAMS.....	57	54	54
** AGENCY TOTAL, ALL PROGRAMS **	57	54	54
<u>AGENCY: Court Services and Offender Supervision Agency for the District</u>			
CAPITAL			
PROCUREMENT AND CONSTRUCTION PROGRAMS			
Federal payment to Court Services and Offender Supervision Agenc	13	---	---
PROCUREMENT AND CONSTRUCTION PROGRAMS Subtotal.....	13	---	---
TOTAL, CAPITAL.....	13	---	---
** AGENCY TOTAL, ALL PROGRAMS **	13	---	---
<u>AGENCY: Defense Nuclear Facilities Safety Board</u>			
OTHER PROGRAMS			
OTHER MISCELLANEOUS PROGRAMS			
Salaries and expenses	2	1	---

TABLE 5

FEDERAL FUND UNOBLIGATED BALANCES, BY AGENCY and PROGRAM

(In millions of dollars)

Program	Balances, end of year		
	2003 actual	2004 estimate	2005 estimate
OTHER MISCELLANEOUS PROGRAMS Subtotal.....	2	1	---
TOTAL, OTHER PROGRAMS.....	2	1	---
** AGENCY TOTAL, ALL PROGRAMS **	2	1	---
<u>AGENCY: Delta Regional Authority</u>			
OTHER PROGRAMS			
OTHER MISCELLANEOUS PROGRAMS			
Delta regional authority	7	---	---
OTHER MISCELLANEOUS PROGRAMS Subtotal.....	7	---	---
TOTAL, OTHER PROGRAMS.....	7	---	---
** AGENCY TOTAL, ALL PROGRAMS **	7	---	---
<u>AGENCY: District of Columbia</u>			
CRITICAL FINANCIAL RESERVES			
INSURANCE AND OTHER PROGRAMS			
Federal payment for emergency planning and security cost in the	15	---	---
INSURANCE AND OTHER PROGRAMS Subtotal.....	15	---	---
TOTAL, CRITICAL FINANCIAL RESERVES.....	15	---	---
OTHER PROGRAMS			
OTHER MISCELLANEOUS PROGRAMS			
Federal payment to the District of Columbia courts	7	7	7
Defender services in District of Columbia courts	4	4	4
Crime victims compensation fund	4	2	---
OTHER MISCELLANEOUS PROGRAMS Subtotal.....	15	13	11
TOTAL, OTHER PROGRAMS.....	15	13	11
** AGENCY TOTAL, ALL PROGRAMS **	30	13	11
<u>AGENCY: Election Assistance Commission</u>			
OTHER PROGRAMS			

TABLE 5

FEDERAL FUND UNOBLIGATED BALANCES, BY AGENCY and PROGRAM

(In millions of dollars)

Program	Balances, end of year		
	2003 actual	2004 estimate	2005 estimate
OTHER MISCELLANEOUS PROGRAMS			
Election reform programs	830	---	---
OTHER MISCELLANEOUS PROGRAMS Subtotal.....	830	---	---
TOTAL, OTHER PROGRAMS.....	830	---	---
** AGENCY TOTAL, ALL PROGRAMS **	830	---	---
<u>AGENCY: Equal Employment Opportunity Commission</u>			
CAPITAL			
OTHER REVOLVING FUNDS			
EEOC education, technical assistance, and training revolving fun	3	3	3
OTHER REVOLVING FUNDS Subtotal.....	3	3	3
TOTAL, CAPITAL.....	3	3	3
** AGENCY TOTAL, ALL PROGRAMS **	3	3	3
<u>AGENCY: Export-Import Bank of the United States</u>			
CRITICAL FINANCIAL RESERVES			
CREDIT LIQUIDATING PROGRAMS			
Export-Import Bank of the United States liquidating account	73	---	---
CREDIT LIQUIDATING PROGRAMS Subtotal.....	73	---	---
TOTAL, CRITICAL FINANCIAL RESERVES.....	73	---	---
OTHER PROGRAMS			
OTHER MISCELLANEOUS PROGRAMS			
Export-Import Bank loans program account	835	545	226
OTHER MISCELLANEOUS PROGRAMS Subtotal.....	835	545	226
TOTAL, OTHER PROGRAMS.....	835	545	226
** AGENCY TOTAL, ALL PROGRAMS **	908	545	226
<u>AGENCY: Farm Credit Administration</u>			

TABLE 5

FEDERAL FUND UNOBLIGATED BALANCES, BY AGENCY and PROGRAM

(In millions of dollars)

Program	Balances, end of year		
	2003 actual	2004 estimate	2005 estimate
CAPITAL			
OTHER REVOLVING FUNDS			
Revolving fund for administrative expenses	12	12	12
OTHER REVOLVING FUNDS Subtotal.....	12	12	12
TOTAL, CAPITAL.....	12	12	12
** AGENCY TOTAL, ALL PROGRAMS **	12	12	12
<u>AGENCY: Farm Credit System Financial Assistance Corporation</u>			
CRITICAL FINANCIAL RESERVES			
CREDIT LIQUIDATING PROGRAMS			
Financial Assistance Corporation assistance fund liquidating acc	614	659	259
CREDIT LIQUIDATING PROGRAMS Subtotal.....	614	659	259
TOTAL, CRITICAL FINANCIAL RESERVES.....	614	659	259
** AGENCY TOTAL, ALL PROGRAMS **	614	659	259
<u>AGENCY: Farm Credit System Insurance Corporation</u>			
CRITICAL FINANCIAL RESERVES			
INSURANCE AND OTHER PROGRAMS			
Farm credit system insurance fund	1,818	1,978	2,111
INSURANCE AND OTHER PROGRAMS Subtotal.....	1,818	1,978	2,111
TOTAL, CRITICAL FINANCIAL RESERVES.....	1,818	1,978	2,111
** AGENCY TOTAL, ALL PROGRAMS **	1,818	1,978	2,111
<u>AGENCY: Federal Communications Commission</u>			
OTHER PROGRAMS			
FORWARD FUNDED PROGRAMS			
Universal service fund	2,002	1,902	1,693
FORWARD FUNDED PROGRAMS Subtotal.....	2,002	1,902	1,693
OTHER MISCELLANEOUS PROGRAMS			
Salaries and expenses	1	---	---

TABLE 5

FEDERAL FUND UNOBLIGATED BALANCES, BY AGENCY and PROGRAM

(In millions of dollars)

Program	Balances, end of year		
	2003 actual	2004 estimate	2005 estimate
Spectrum auction program account	4	---	---
OTHER MISCELLANEOUS PROGRAMS Subtotal.....	5	---	---
TOTAL, OTHER PROGRAMS.....	2,007	1,902	1,693
** AGENCY TOTAL, ALL PROGRAMS **	2,007	1,902	1,693
<u>AGENCY: Federal Deposit Insurance Corporation</u>			
CRITICAL FINANCIAL RESERVES			
INSURANCE AND OTHER PROGRAMS			
Bank insurance fund	31,262	31,664	---
Savings association insurance fund	11,505	11,851	---
Federal deposit insurance fund	---	---	44,343
FSLIC resolution fund	3,268	3,299	3,306
Office of Inspector General	7	7	7
INSURANCE AND OTHER PROGRAMS Subtotal.....	46,042	46,821	47,656
TOTAL, CRITICAL FINANCIAL RESERVES.....	46,042	46,821	47,656
** AGENCY TOTAL, ALL PROGRAMS **	46,042	46,821	47,656
<u>AGENCY: Federal Drug Control Programs</u>			
OTHER PROGRAMS			
OTHER MISCELLANEOUS PROGRAMS			
High-intensity drug trafficking areas program	5	2	2
Other Federal drug control programs	5	6	6
OTHER MISCELLANEOUS PROGRAMS Subtotal.....	10	8	8
TOTAL, OTHER PROGRAMS.....	10	8	8
** AGENCY TOTAL, ALL PROGRAMS **	10	8	8
<u>AGENCY: Federal Financial Institutions Examination Council Appraisal Sub</u>			
CAPITAL			
OTHER REVOLVING FUNDS			
Registry fees	4	4	4
OTHER REVOLVING FUNDS Subtotal.....	4	4	4

TABLE 5

FEDERAL FUND UNOBLIGATED BALANCES, BY AGENCY and PROGRAM

(In millions of dollars)

Program	Balances, end of year		
	2003 actual	2004 estimate	2005 estimate
TOTAL, CAPITAL.....	4	4	4
** AGENCY TOTAL, ALL PROGRAMS **	4	4	4
<u>AGENCY: Federal Housing Finance Board</u>			
CAPITAL			
OTHER REVOLVING FUNDS			
Federal housing finance board	4	---	---
OTHER REVOLVING FUNDS Subtotal.....	4	---	---
TOTAL, CAPITAL.....	4	---	---
** AGENCY TOTAL, ALL PROGRAMS **	4	---	---
<u>AGENCY: Federal Mediation and Conciliation Service</u>			
OTHER PROGRAMS			
OTHER MISCELLANEOUS PROGRAMS			
Salaries and expenses	2	2	2
OTHER MISCELLANEOUS PROGRAMS Subtotal.....	2	2	2
TOTAL, OTHER PROGRAMS.....	2	2	2
** AGENCY TOTAL, ALL PROGRAMS **	2	2	2
<u>AGENCY: Federal Trade Commission</u>			
OTHER PROGRAMS			
OTHER MISCELLANEOUS PROGRAMS			
Salaries and expenses	9	9	9
OTHER MISCELLANEOUS PROGRAMS Subtotal.....	9	9	9
TOTAL, OTHER PROGRAMS.....	9	9	9
** AGENCY TOTAL, ALL PROGRAMS **	9	9	9
<u>AGENCY: National Archives and Records Administration</u>			

TABLE 5

FEDERAL FUND UNOBLIGATED BALANCES, BY AGENCY and PROGRAM

(In millions of dollars)

Program	Balances, end of year		
	2003 actual	2004 estimate	2005 estimate
CAPITAL			
PROCUREMENT AND CONSTRUCTION PROGRAMS			
Repairs and restoration	17	17	17
PROCUREMENT AND CONSTRUCTION PROGRAMS Subtotal.....	17	17	17
OTHER REVOLVING FUNDS			
Records center revolving fund	14	15	15
OTHER REVOLVING FUNDS Subtotal.....	14	15	15
TOTAL, CAPITAL.....	31	32	32
OTHER PROGRAMS			
OTHER MISCELLANEOUS PROGRAMS			
Operating expenses	21	23	24
National Historical Publications and Records Commission	1	---	---
OTHER MISCELLANEOUS PROGRAMS Subtotal.....	22	23	24
TOTAL, OTHER PROGRAMS.....	22	23	24
** AGENCY TOTAL, ALL PROGRAMS **	53	55	56
<u>AGENCY: National Credit Union Administration</u>			
CRITICAL FINANCIAL RESERVES			
INSURANCE AND OTHER PROGRAMS			
Credit union share insurance fund	6,081	6,670	7,276
INSURANCE AND OTHER PROGRAMS Subtotal.....	6,081	6,670	7,276
TOTAL, CRITICAL FINANCIAL RESERVES.....	6,081	6,670	7,276
CAPITAL			
OTHER REVOLVING FUNDS			
Operating fund	47	47	47
Community development credit union revolving loan fund	9	9	9
OTHER REVOLVING FUNDS Subtotal.....	56	56	56
TOTAL, CAPITAL.....	56	56	56
** AGENCY TOTAL, ALL PROGRAMS **	6,137	6,726	7,332

TABLE 5

FEDERAL FUND UNOBLIGATED BALANCES, BY AGENCY and PROGRAM

(In millions of dollars)

Program	Balances, end of year		
	2003 actual	2004 estimate	2005 estimate
<u>AGENCY: National Endowment for the Arts</u>			
OTHER PROGRAMS			
OTHER MISCELLANEOUS PROGRAMS			
National Endowment for the Arts: grants and administration	4	9	14
OTHER MISCELLANEOUS PROGRAMS Subtotal.....	4	9	14
TOTAL, OTHER PROGRAMS.....	4	9	14
** AGENCY TOTAL, ALL PROGRAMS **	4	9	14
<u>AGENCY: National Endowment for the Humanities</u>			
OTHER PROGRAMS			
OTHER MISCELLANEOUS PROGRAMS			
National Endowment for the Humanities: grants and administration	12	4	4
OTHER MISCELLANEOUS PROGRAMS Subtotal.....	12	4	4
TOTAL, OTHER PROGRAMS.....	12	4	4
** AGENCY TOTAL, ALL PROGRAMS **	12	4	4
<u>AGENCY: Institute of Museum and Library Services</u>			
OTHER PROGRAMS			
OTHER MISCELLANEOUS PROGRAMS			
Office of Museum and Library Services: grants and administration	2	3	3
OTHER MISCELLANEOUS PROGRAMS Subtotal.....	2	3	3
TOTAL, OTHER PROGRAMS.....	2	3	3
** AGENCY TOTAL, ALL PROGRAMS **	2	3	3
<u>AGENCY: National Transportation Safety Board</u>			
OTHER PROGRAMS			

TABLE 5

FEDERAL FUND UNOBLIGATED BALANCES, BY AGENCY and PROGRAM

(In millions of dollars)

Program	Balances, end of year		
	2003 actual	2004 estimate	2005 estimate
OTHER MISCELLANEOUS PROGRAMS			
Salaries and expenses	11	11	4
Emergency fund	2	2	2
OTHER MISCELLANEOUS PROGRAMS Subtotal.....	13	13	6
TOTAL, OTHER PROGRAMS.....	13	13	6
** AGENCY TOTAL, ALL PROGRAMS **	13	13	6
<hr/>			
<u>AGENCY: Nuclear Regulatory Commission</u>			
OTHER PROGRAMS			
OTHER MISCELLANEOUS PROGRAMS			
Salaries and expenses	39	39	40
Office of Inspector General	1	---	---
OTHER MISCELLANEOUS PROGRAMS Subtotal.....	40	39	40
TOTAL, OTHER PROGRAMS.....	40	39	40
** AGENCY TOTAL, ALL PROGRAMS **	40	39	40
<hr/>			
<u>AGENCY: Nuclear Waste Technical Review Board</u>			
OTHER PROGRAMS			
OTHER MISCELLANEOUS PROGRAMS			
Salaries and expenses	1	1	---
OTHER MISCELLANEOUS PROGRAMS Subtotal.....	1	1	---
TOTAL, OTHER PROGRAMS.....	1	1	---
** AGENCY TOTAL, ALL PROGRAMS **	1	1	---
<hr/>			
<u>AGENCY: Office of Navajo and Hopi Indian Relocation</u>			
CAPITAL			
PROCUREMENT AND CONSTRUCTION PROGRAMS			
Salaries and expenses	14	15	3
PROCUREMENT AND CONSTRUCTION PROGRAMS Subtotal.....	14	15	3
TOTAL, CAPITAL.....	14	15	3

TABLE 5

FEDERAL FUND UNOBLIGATED BALANCES, BY AGENCY and PROGRAM

(In millions of dollars)

Program	Balances, end of year		
	2003 actual	2004 estimate	2005 estimate
** AGENCY TOTAL, ALL PROGRAMS **	14	15	3
<u>AGENCY: Presidio Trust</u>			
CAPITAL			
OTHER REVOLVING FUNDS			
Presidio Trust	99	83	64
OTHER REVOLVING FUNDS Subtotal.....	99	83	64
TOTAL, CAPITAL.....	99	83	64
** AGENCY TOTAL, ALL PROGRAMS **	99	83	64
<u>AGENCY: Securities and Exchange Commission</u>			
CRITICAL FINANCIAL RESERVES			
INSURANCE AND OTHER PROGRAMS			
Investment in Securities Investor Protection Corporation	1,000	1,000	1,000
INSURANCE AND OTHER PROGRAMS Subtotal.....	1,000	1,000	1,000
TOTAL, CRITICAL FINANCIAL RESERVES.....	1,000	1,000	1,000
OTHER PROGRAMS			
OTHER MISCELLANEOUS PROGRAMS			
Salaries and expenses	126	26	6
OTHER MISCELLANEOUS PROGRAMS Subtotal.....	126	26	6
TOTAL, OTHER PROGRAMS.....	126	26	6
** AGENCY TOTAL, ALL PROGRAMS **	1,126	1,026	1,006
<u>AGENCY: Public Company Accounting Oversight Board</u>			
OTHER PROGRAMS			
OTHER MISCELLANEOUS PROGRAMS			
Public Company Accounting Oversight Board	13	19	26
OTHER MISCELLANEOUS PROGRAMS Subtotal.....	13	19	26

TABLE 5

FEDERAL FUND UNOBLIGATED BALANCES, BY AGENCY and PROGRAM

(In millions of dollars)

Program	Balances, end of year		
	2003 actual	2004 estimate	2005 estimate
TOTAL, OTHER PROGRAMS.....	13	19	26
** AGENCY TOTAL, ALL PROGRAMS **	13	19	26
<u>AGENCY: Smithsonian Institution</u>			
CAPITAL			
PROCUREMENT AND CONSTRUCTION PROGRAMS			
Facilities capital	17	13	14
Repair, restoration, and renovation of buildings, National Galle	5	1	1
Construction, JFK Center for the Performing Arts	3	4	---
PROCUREMENT AND CONSTRUCTION PROGRAMS Subtotal.....	25	18	15
TOTAL, CAPITAL.....	25	18	15
OTHER PROGRAMS			
RESEARCH AND DEVELOPMENT PROGRAMS			
Museum programs and related research (special foreign currency p	1	1	1
RESEARCH AND DEVELOPMENT PROGRAMS Subtotal.....	1	1	1
OTHER MISCELLANEOUS PROGRAMS			
Salaries and expenses	43	10	3
Operations and maintenance, JFK Center for the Performing Arts	2	---	---
OTHER MISCELLANEOUS PROGRAMS Subtotal.....	45	10	3
TOTAL, OTHER PROGRAMS.....	46	11	4
** AGENCY TOTAL, ALL PROGRAMS **	71	29	19
<u>AGENCY: State Justice Institute</u>			
OTHER PROGRAMS			
OTHER MISCELLANEOUS PROGRAMS			
State Justice Institute: salaries and expenses	2	2	2
OTHER MISCELLANEOUS PROGRAMS Subtotal.....	2	2	2
TOTAL, OTHER PROGRAMS.....	2	2	2
** AGENCY TOTAL, ALL PROGRAMS **	2	2	2

TABLE 5

FEDERAL FUND UNOBLIGATED BALANCES, BY AGENCY and PROGRAM

(In millions of dollars)

Program	Balances, end of year		
	2003 actual	2004 estimate	2005 estimate
<u>AGENCY: Tennessee Valley Authority</u>			
CAPITAL			
OTHER REVOLVING FUNDS			
Tennessee Valley Authority fund	130	63	14
OTHER REVOLVING FUNDS Subtotal.....	130	63	14
TOTAL, CAPITAL.....	130	63	14
** AGENCY TOTAL, ALL PROGRAMS **	130	63	14
<u>AGENCY: United States Holocaust Memorial Museum</u>			
OTHER PROGRAMS			
OTHER MISCELLANEOUS PROGRAMS			
Holocaust Memorial Museum	3	4	4
OTHER MISCELLANEOUS PROGRAMS Subtotal.....	3	4	4
TOTAL, OTHER PROGRAMS.....	3	4	4
** AGENCY TOTAL, ALL PROGRAMS **	3	4	4
<u>AGENCY: United States Interagency Council on Homelessness</u>			
OTHER PROGRAMS			
OTHER MISCELLANEOUS PROGRAMS			
United States interagency council on the homelessness	1	1	1
OTHER MISCELLANEOUS PROGRAMS Subtotal.....	1	1	1
TOTAL, OTHER PROGRAMS.....	1	1	1
** AGENCY TOTAL, ALL PROGRAMS **	1	1	1
<u>AGENCY: United States-Canada Alaska Rail Commission</u>			
OTHER PROGRAMS			

TABLE 5

FEDERAL FUND UNOBLIGATED BALANCES, BY AGENCY and PROGRAM

(In millions of dollars)

Program	Balances, end of year		
	2003 actual	2004 estimate	2005 estimate
OTHER MISCELLANEOUS PROGRAMS			
Contribution to United States-Canada Alaska Rail Commission	4	4	4
OTHER MISCELLANEOUS PROGRAMS Subtotal.....	4	4	4
TOTAL, OTHER PROGRAMS.....	4	4	4
** AGENCY TOTAL, ALL PROGRAMS **	4	4	4
<hr/>			
AGENCY: Vietnam Education Foundation			
OTHER PROGRAMS			
FORWARD FUNDED PROGRAMS			
Vietnam debt repayment fund	9	9	9
FORWARD FUNDED PROGRAMS Subtotal.....	9	9	9
TOTAL, OTHER PROGRAMS.....	9	9	9
** AGENCY TOTAL, ALL PROGRAMS **	9	9	9
<hr/>			
AGENCY: ** Government-wide totals **			
CRITICAL FINANCIAL RESERVES			
CREDIT LIQUIDATING PROGRAMS Subtotal.....	13,850	10,620	10,845
INTERNATIONAL MONETARY PROGRAMS Subtotal.....	58,045	62,882	57,139
INSURANCE AND OTHER PROGRAMS Subtotal.....	111,967	110,643	116,245
TOTAL, CRITICAL FINANCIAL RESERVES.....	183,862	184,145	184,229
CAPITAL			
PROCUREMENT AND CONSTRUCTION PROGRAMS Subtotal.....	52,009	44,684	37,726
OTHER REVOLVING FUNDS Subtotal.....	19,417	18,935	19,903
TOTAL, CAPITAL.....	71,426	63,619	57,629
OTHER PROGRAMS			
SUBSIDIZED HOUSING PROGRAMS Subtotal.....	8,864	4,657	3,557
FORWARD FUNDED PROGRAMS Subtotal.....	6,429	5,154	7,425
RESEARCH AND DEVELOPMENT PROGRAMS Subtotal.....	10,233	8,758	8,848
OTHER MISCELLANEOUS PROGRAMS Subtotal.....	31,162	21,624	11,788
TOTAL, OTHER PROGRAMS.....	56,688	40,193	31,618
** TOTAL, FEDERAL FUND UNOBLIGATED BALANCES **	311,976	287,957	273,476

[blank page reserved]

TRUST FUNDS

[blank page reserved]

TABLE 6

TRUST FUND OBLIGATED BALANCES, BY MAJOR FUNDS

(In millions of dollars)

Description	Balances, end of year		
	2003 actual	2004 estimate	2005 estimate
Foreign national employees separation pay	334	334	334
Federal supplementary medical insurance trust fund	1,072	1,142	1,059
Federal hospital insurance trust fund	1,228	1,138	990
Medicare prescription drug account, Federal supplementary insura	---	542	150
Health care fraud and abuse control account	250	250	250
Sport fish restoration	338	361	397
Unemployment trust fund	1,304	1,304	1,250
Federal old-age and survivors insurance trust fund	39,949	41,099	42,152
Federal disability insurance trust fund	17,605	18,104	18,520
Limitation on administrative expenses	-460	-625	-375
Hazardous substance superfund	1,849	2,132	2,049
Grants-in-aid for airports (Airport and airway trust fund)	5,682	5,668	5,698
Facilities and equipment (Airport and airway trust fund)	1,953	1,496	1,261
Research, engineering and development (Airport and airway trust	193	147	101
Federal-aid highways	42,018	47,080	49,201
Miscellaneous trust funds	151	65	57
Miscellaneous highway trust funds	616	499	385
National motor carrier safety program	200	136	---
Motor Carrier Safety Grants	---	---	163
Highway traffic safety grants	237	226	352
Discretionary grants (Highway trust fund, mass transit account)	448	187	66
Formula Grants and Research	---	---	3,995
Civil service retirement and disability fund	4,402	4,664	4,841
National service life insurance fund	1,461	1,470	1,474
Foreign military sales trust fund	22,082	19,185	18,912
Military retirement fund	2,963	2,963	2,967
Coastal wetlands restoration trust fund	119	164	148
Rivers and harbors contributed funds	127	169	203
Railroad social security equivalent benefit account	515	536	542
Rail industry pension fund	301	---	---
Gifts and contributions	80	296	302
Other	1,123	1,066	973
NON-REVOLVING TRUST FUNDS Subtotal.....	148,140	151,798	158,417
Surcharge collections, sales of commissary stores, Defense	268	288	305
Employees life insurance fund	243	258	270
Employees and retired employees health benefits funds	2,484	2,536	2,535
Veterans special life insurance fund	312	333	348
Other	122	140	158
REVOLVING TRUST FUNDS Subtotal.....	3,429	3,555	3,616
TOTAL, TRUST FUND OBLIGATED BALANCES.....	151,569	155,353	162,033

TABLE 7

TRUST FUND UNOBLIGATED BALANCES, BY AGENCY

(In millions of dollars)

Department or other unit	Balances, end of year		
	2003 actual	2004 estimate	2005 estimate
Legislative Branch	65	69	73
Judicial Branch	603	643	692
Department of Agriculture	388	538	516
Department of Defense--Military	76	76	76
Department of Health and Human Services	2,090	1,999	1,999
Department of Homeland Security	61	34	34
Department of Housing and Urban Development	3	3	2
Department of the Interior	277	219	200
Department of Justice	57	50	41
Department of Labor	97	73	77
Department of State	87	95	94
Department of Transportation	28,543	26,701	26,442
Department of the Treasury	340	363	386
Department of Veterans Affairs	1,675	1,681	1,693
Corps of Engineers-Civil Works	469	395	344
Other Defense Civil Programs	164	161	164
Environmental Protection Agency	695	718	727
International Assistance Programs	8	8	8
National Aeronautics and Space Administration	16	15	15
National Science Foundation	19	19	19
Office of Personnel Management	32,593	35,212	37,796
Social Security Administration	183	350	100
Other Independent Agencies	<u>2,556</u>	<u>2,053</u>	<u>1,660</u>
TOTAL.....	71,065	71,475	73,158

TABLE 8

TRUST FUND UNOBLIGATED BALANCES, BY MAJOR FUNDS

(In millions of dollars)

Description	Balances, end of year		
	2003 actual	2004 estimate	2005 estimate
Judicial survivors' annuities fund	418	442	469
Judicial officers' retirement fund	174	190	211
Forest Service trust funds	297	453	428
Vaccine injury compensation program trust fund	1,901	1,901	1,901
Limitation on administrative expenses	183	350	100
Hazardous substance superfund	636	664	674
Facilities and equipment (Airport and airway trust fund)	604	654	561
Federal-aid highways	27,223	25,580	24,570
Miscellaneous highway trust funds	530	353	199
Formula Grants and Research	---	---	1,050
Coastal wetlands restoration trust fund	208	172	151
Rivers and harbors contributed funds	261	223	193
District of Columbia Federal pension liability trust fund	1,992	1,608	1,195
Other	<u>2,117</u>	<u>1,720</u>	<u>1,685</u>
NON-REVOLVING TRUST FUNDS Subtotal.....	36,544	34,310	33,387
Assessment funds	340	363	386
Employees life insurance fund	26,039	27,674	29,235
Employees and retired employees health benefits funds	6,554	7,538	8,561
Veterans special life insurance fund	1,540	1,548	1,556
Other	<u>48</u>	<u>42</u>	<u>33</u>
REVOLVING TRUST FUNDS Subtotal.....	34,521	37,165	39,771
TOTAL, TRUST FUND UNOBLIGATED BALANCES.....	<u>71,065</u>	<u>71,475</u>	<u>73,158</u>

[blank page reserved]

**BRIDGE TABLE FROM BALANCES
OF BUDGET AUTHORITY TO CASH
BALANCES**

[blank page reserved]

Bridge Table from Balances of Budget Authority to Cash Balances

The previous tables in this report provide information on the balances of budget authority that are shown in the “Program and Financing” (P&F) schedule of each expenditure¹ account in the *Appendix* to the Budget. The P&F schedule is also known as schedule P.

Balances in Schedule P. Schedule P presents balances of “budget authority”, some of which represent “cash” balances and some of which do not. Specifically, the balances in schedule P consist of balances from:

- Amounts appropriated;
- Offsetting collections credited to expenditure accounts; and
- Contract authority.

Balances of *appropriations* represent cash balances. No further legal action is needed to obtain cash to liquidate obligations incurred against appropriations. Balances of *offsetting collections* credited to expenditure accounts also represent cash balances. They result from laws that authorize the crediting of certain collections of cash (generally from business-like transactions; for example, the selling of stamps) directly to the expenditure accounts. However, balances of unfunded contract authority do not represent cash balances. These result from laws that provide the authority to obligate the federal government in anticipation of receiving cash at a later date to cover disbursements.

Balances in Schedule N. These are balances in special and trust fund receipt² accounts that are “earmarked” by law for one or more programs. For example, the cash balances in the Social Security trust fund receipt accounts are earmarked to pay Social Security benefits. Before these balances are appropriated to expenditure accounts or when they are precluded from obligation because of a provision of law, such as a benefit formula or limitation on obligations, these balances are shown in the “Unavailable Receipts” (N) schedules in the *Appendix* to the budget. These schedules appear before the P&F schedules of the expenditure accounts for which the collections have been earmarked. As a general rule, the balances in schedule N represent cash balances.

¹ The federal government spends money out of “expenditure accounts”, also known as appropriation or fund accounts.

² Collections are deposited in “receipt” accounts, except when authorized by law to be credited to expenditure accounts. The amounts in the receipt accounts are eventually appropriated to expenditure accounts.

Relationship of Schedules P and N to Schedule J. The sum of the cash balances in schedules P and N that are associated with a special or trust fund is the total cash balance for the fund. A “Status of Funds” (J) schedule covering all the cash balances is shown in the *Appendix* for selected funds with large cash balances. Also, the cash balances for each account are presented in the *Treasury Combined Statement (TCS)*, which was previously called the *Treasury Annual Report (TAR)*.

The following table provides the bridge from the balances of budget authority to cash balances for the trust funds. For an explanation of this fund, see chapter 21, “Federal and Trust Funds”, in the 2005 *Analytical Perspectives* volume.

Table 10 starts with the balances of budget authority of the trust funds in schedule P, subtracts the unfunded balances of contract authority for the trust fund to arrive at the cash balances in the trust fund expenditure accounts, and adds the cash balances in schedule N to arrive at total cash balances for the trust funds group. Adjustments must be made to the fund where the respective schedule N is not on a cash basis.

TABLE 9

TRUST FUND BRIDGE FROM BALANCES OF BUDGET AUTHORITY TO CASH BALANCES

(In millions of dollars)

Description	Balances, end of year		
	2003 actual	2004 estimate	2005 estimate
TRUST FUND BALANCES OF BUDGET AUTHORITY.....	222,634	226,828	235,191
Unfunded contract authority:			
Foreign military sales trust fund.....	16,223	18,049	18,895
Highway trust funds.....	84	62	61
Other trust funds	<u>90</u>	<u>89</u>	<u>110</u>
Sub-total, contract authority.....	- 16,397	- 18,200	- 19,066
Cash balance in expenditure accounts.....	<u>206,237</u>	<u>208,628</u>	<u>216,125</u>
Unavailable receipts:			
Aviation trust funds.....	4,059	3,523	3,229
Aquatic resources trust fund.....	901	910	907
Water resources trust funds.....	2,384	2,668	3,044
Scholarships and education funds.....	1,013	1,044	1,049
Federal disability insurance trust fund.....	153,548	164,042	175,759
Federal employee retirement funds.....	612,070	642,187	673,773
Federal hospital insurance trust fund.....	249,613	259,300	270,081
Federal old-age and survivors insurance.....	1,207,350	1,343,438	1,784,274
Federal supplementary medical insurance.....	23,729	19,073	26,805
Leaking underground storage tank trust fund..	1,979	2,158	2,371
Armed forces retirement funds.....	176,305	185,732	193,486
Oil spill liability trust funds.....	787	693	598
Railroad retirement trust funds.....	23,208	24,401	24,243
Unemployment trust funds.....	47,114	40,502	44,811
Vaccine improvement program trust fund.....	1,759	1,915	2,078
Veterans life insurance funds.....	9,834	9,521	9,155
Voluntary separation incentive fund.....	760	759	760
Other trust funds	<u>184</u>	<u>195</u>	<u>352</u>
Sub-total, unavailable receipts.....	2,516,597	2,702,061	3,216,775
Total Trust Fund cash balances.....	<u>2,722,834</u>	<u>2,910,689</u>	<u>3,432,900</u>

/1 Due to computer problems some amounts were derived manually.

[blank page reserved]

CREDIT REFORM FINANCING ACCOUNTS

[blank page reserved]

TABLE 10
CREDIT REFORM - FINANCING ACCOUNTS WITH UNOBLIGATED BALANCES

Under the Federal Credit Reform Act of 1990 (FCRA), new account structures were established for post-1991 direct loan obligations and loan guarantee commitments. All estimated subsidy costs for new direct loan obligations and loan guarantee commitments are recorded in accounts that are called “program” accounts. All cash flows for the direct loans and loan guarantees are recorded in separate non-budgetary financing accounts. The net cash flows for these transactions are recorded outside the budget totals as a means of financing the deficit. Hence, these accounts are called “financing” accounts. In other words, only the un-reimbursed costs of making or guaranteeing new loans --- the subsidy costs, on a net present value basis, and administrative expenses, on a cash basis --- are counted in the budget totals. The FCRA authorizes financing authority, which permits obligations to be incurred and is parallel to the concept of budget authority. This table presents the unobligated balances of financing authority in the credit financing accounts. The unobligated balances in the direct loan financing accounts are needed to repay Treasury for the amounts borrowed in the past to make loans. These balances also provide working capital to pay the costs of foreclosing, managing, and selling collateral due to default. The unobligated balances in the loan guarantee financing accounts are needed to pay interest subsidies, claims to lenders when a borrower of a federally guaranteed loan is delinquent or in default, and to provide working capital to pay the costs of foreclosing, managing, and selling collateral due to default.

TABLE 10

CREDIT REFORM - FINANCING ACCOUNTS

Description	Unobligated balances, end of year					
	(In millions of dollars)			(By percent)		
	2003	2004	2005	2003	2004	2005
DIRECT LOAN UNOBLIGATED BALANCES:						
Farm storage facility direct loan financing account	68	---	---	.2	---	---
Agricultural credit insurance fund direct loan financing ac	2,132	---	---	6.6	---	---
Rural water and waste disposal direct loans financing accou	185	---	---	.5	---	---
Rural housing insurance fund direct loan financing account	619	---	---	1.9	---	---
P.L. 480 direct credit financing account	674	---	---	2.0	---	---
Debt reduction - financing account	238	---	---	.7	---	---
Federal direct student loan program financing account	503	---	---	1.5	---	---
Business direct loan financing account	315	---	---	.9	---	---
Disaster direct loan financing account	1,192	---	---	3.7	---	---
Housing direct loan financing account	220	---	---	.6	---	---
Debt reduction financing account	99	102	102	.3	.3	.3
Export-Import Bank direct loan financing account	835	---	---	2.5	---	---
Other	234	39	44	.7	.1	.1
DIRECT LOAN UNOBLIGATED BALANCES Subtotal.....	7,314	141	146	22.7	.5	.4
LOAN GUARANTEE UNOBLIGATED BALANCES:						
Agricultural credit insurance fund guaranteed loan financin	180	91	49	.5	.3	.1
Commodity Credit Corporation export guarantee financing acc	1,109	459	571	3.4	1.6	1.8
Local television loan guarantee financing account	---	45	50	---	.1	.1
Rural housing insurance fund guaranteed loan financing acco	361	345	321	1.1	1.2	1.0
Rural business and industry guaranteed loans financing acco	184	139	100	.5	.4	.3
Emergency steel guaranteed loan financing account	81	50	38	.2	.1	.1
Family housing improvement guaranteed loan financing accoun	41	49	55	.1	.1	.1
Health education assistance loans financing account	249	203	179	.7	.7	.5
Indian guaranteed loan financing account	54	69	85	.1	.2	.2
Air transportation stabilization guaranteed loan financing	562	---	12	1.7	---	---
Federal family education loan program financing account	9,262	10,260	13,614	28.7	36.4	44.9
Maritime guaranteed loan (title XI) financing account	317	318	347	.9	1.1	1.1
Community development loan guarantees financing account	65	96	109	.2	.3	.3
FHA-general and special risk guaranteed loan financing acco	751	761	453	2.3	2.7	1.4
FHA-mutual mortgage insurance guaranteed loan financing acc	308	4,868	3,386	.9	17.2	11.1
Guarantees of mortgage-backed securities financing account	783	809	887	2.4	2.8	2.9
Business guaranteed loan financing account	226	1,032	504	.7	3.6	1.6
Housing guaranteed loan financing account	5,912	4,193	4,040	18.3	14.8	13.3
Loan guarantees to Israel financing account	828	1,085	1,512	2.5	3.8	4.9
Urban and environmental credit guaranteed loan financing ac	50	114	103	.1	.4	.3
Overseas Private Investment Corporation guaranteed loan fin	657	805	861	2.0	2.8	2.8
Export-Import Bank guaranteed loan financing account	2,844	2,177	2,751	8.8	7.7	9.0

TABLE 10

CREDIT REFORM - FINANCING ACCOUNTS

Description	Unobligated balances, end of year					
	(In millions of dollars)			(By percent)		
	2003	2004	2005	2003	2004	2005
Other	<u>39</u>	<u>61</u>	<u>96</u>	<u>.1</u>	<u>.2</u>	<u>.3</u>
LOAN GUARANTEE UNOBLIGATED BALANCES Subtotal.....	24,863	28,029	30,123	77.2	99.4	99.5
TOTAL, DIRECT LOAN AND LOAN GUARANTEE BALANCES.....	<u>32,177</u>	<u>28,170</u>	<u>30,269</u>	<u>100.0</u>	<u>100.0</u>	<u>100.0</u>