

State Injury Profile for North Dakota

The CDC State Injury Profiles

Gathering and sharing reliable data about the broad range of public health problems is among the many ways the Centers for Disease Control and Prevention protect the safety and health of Americans.

Policy makers and health care workers need access to the best, most current data available so they can make informed decisions about where to allocate limited resources to prevent diseases and injuries. Yet, many people find statistics difficult to understand and interpret. This State Injury Profile offers an easier way to look at statistics. Through maps and graphs, the Profile clearly shows how this state compares with others in the nation and what injury problems are most pressing.

CDC's National Center for Injury Prevention and Control gathers data about a broad range of intentional and unintentional injuries or what many people call 'violence' and 'accidents.' Injuries affect everyone. Injury is the leading cause of death for all Americans ages one to 34, and injury remains one of the leading causes of death, no matter how long someone may live.

Maps and graphs in this State Injury Profile show this state's death rates from in falls, poisoning, drowning, suffocation, fires and burns, suicide, homicide, traumatic brain injury and injuries related to firearms. The graphics show how this state compares with others and with mortality rates in the United States as a whole. You will also find a table showing the Ten Leading Causes of Death for the United States and for this state. **New this year** is a county-by-county map showing locations with higher death rates for each type of injury.

In addition to injury data, you'll also find a list of all CDC-funded injury prevention and research programs in this state for 2001.

DEPARTMENT OF HEALTH AND HUMAN SERVICES

Centers for Disease Control and Prevention
National Center for Injury Prevention and Control

To learn more

After you page through the State Injury Profile, if you want to know more, CDC has made it easy for you to find additional information about any injury and public health. Simply visit www.cdc.gov/ncipc. Or call the CDC National Center for Injury Prevention and Control, Office of Planning, Evaluation and Legislation at 1-770-488-4936.

These other resources offered or funded by the CDC may also interest you:

General information about injury in America

Customized data reports, www.cdc.gov/ncipc/wisqars

Consumer facts and tip sheets, www.cdc.gov/ncipc/safeusa or call the SafeUSA hotline toll free at 1-800-252-7751.

Intentional Injury

National Resource Center on Domestic Violence, 1-800-537-2238

National Sexual Violence Resource Center, www.nsvrc.org, or call 1-877-739-3895

National Violence Against Women Prevention Research Center, www.violenceagainstwomen.org, or call 1-843-792-2945

National Youth Violence Prevention Resource Center, www.safeyouth.org, or call 1-866-SAFEYOUTH (723-3968)

Violence Against Women Electronic Network (VAWnet), www.vawnet.org, or call 1-800-537-2238

Unintentional Injury

National Program for Playground Safety, www.uni.edu/playground, or call 1-800-554-PLAY (7529)

National Resource Center on Aging and Injury, www.olderadultinjury.org, or call 1-619-594-0986

State Injury Profile for North Dakota 1989-1998

SAFER·HEALTHIER·PEOPLE™

United States

10 Leading Causes of Deaths by Age Group: 1996-1998

Rank	Age Groups										Total
	<1	1-4	5-9	10-14	15-24	25-34	35-44	45-54	55-64	65+	
1	Congenital Anomalies 18,771	Unintentional Injuries 6,087	Unintentional Injuries 4,666	Unintentional Injuries 5,392	Unintentional Injuries 40,525	Unintentional Injuries 37,468	Malignant Neoplasms 51,170	Malignant Neoplasms 135,803	Malignant Neoplasms 260,166	Heart Disease 1,824,785	Heart Disease 2,185,194
2	Short Gestation 11,928	Congenital Anomalies 1,791	Malignant Neoplasms 1,557	Malignant Neoplasms 1,514	Homicide 18,200	Suicide 16,898	Unintentional Injuries 43,925	Heart Disease 105,367	Heart Disease 198,361	Malignant Neoplasms 1,150,087	Malignant Neoplasms 1,620,642
3	SIDS 8,863	Malignant Neoplasms 1,227	Congenital Anomalies 662	Suicide 918	Suicide 12,679	Homicide 15,068	Heart Disease 40,037	Unintentional Injuries 31,208	Bronchitis Emphysema Asthma 30,317	Cerebro-vascular 419,998	Cerebro-vascular 478,181
4	Respiratory Distress Synd. 3,958	Homicide 1,194	Homicide 523	Homicide 908	Malignant Neoplasms 4,976	HIV 14,953	HIV 26,456	Cerebro-vascular 17,196	Cerebro-vascular 29,005	Bronchitis Emphysema Asthma 283,777	Bronchitis Emphysema Asthma 327,640
5	Maternal Complications 3,836	Heart Disease 643	Heart Disease 413	Congenital Anomalies 613	Heart Disease 3,124	Malignant Neoplasms 13,837	Suicide 20,308	Liver Disease 16,797	Diabetes 25,504	Pneumonia & Influenza 235,529	Unintentional Injuries 288,427
6	Placenta Cord Membranes 2,870	Pneumonia & Influenza 494	Pneumonia & Influenza 218	Heart Disease 560	Congenital Anomalies 1,252	Heart Disease 9,843	Homicide 11,138	Suicide 14,916	Unintentional Injuries 21,316	Diabetes 142,639	Pneumonia & Influenza 262,047
7	Perinatal Infections 2,348	Septicemia 245	HIV 194	Bronchitis Emphysema Asthma 287	HIV 883	Cerebro-vascular 2,068	Liver Disease 10,518	Diabetes 12,979	Liver Disease 15,844	Unintentional Injuries 95,191	Diabetes 189,154
8	Unintentional Injuries 2,323	HIV 233	Bronchitis Emphysema Asthma 159	Pneumonia & Influenza 180	Bronchitis Emphysema Asthma 677	Diabetes 1,903	Cerebro-vascular 8,159	HIV 12,892	Pneumonia & Influenza 11,228	Alzheimer's Disease 65,647	Suicide 92,013
9	Pneumonia & Influenza 1,358	Perinatal Period 210	Benign Neoplasms 134	Cerebro-vascular 140	Pneumonia & Influenza 638	Pneumonia & Influenza 1,633	Diabetes 5,622	Bronchitis Emphysema Asthma 8,467	Suicide 8,834	Nephritis 65,296	Nephritis 75,817
10	Intrauterine Hypoxia 1,341	Benign Neoplasms 188	Cerebro-vascular 102	HIV 139	Cerebro-vascular 533	Liver Disease 1,592	Pneumonia & Influenza 4,255	Pneumonia & Influenza 6,493	Septicemia 5,704	Septicemia 54,428	Liver Disease 75,414

United States Total Number of Injury Deaths

<u>Cause</u>	<u>Deaths</u>	<u>Percent</u>
Unintentional Injury	288,427	65.6%
Intentional	151,102	34.4%
Total (1996-1998)	439,529	100.0%

Average Number of Injury Deaths per Year
In the United States = **146,510**

North Dakota

10 Leading Causes of Deaths by Age Group: 1996-1998

Rank	Age Groups										Total
	<1	1-4	5-9	10-14	15-24	25-34	35-44	45-54	55-64	65+	
1	Congenital Anomalies 54	Unintentional Injuries 10	Unintentional Injuries 11	Unintentional Injuries 19	Unintentional Injuries 117	Unintentional Injuries 81	Unintentional Injuries 93	Malignant Neoplasms 259	Malignant Neoplasms 570	Heart Disease 4,722	Heart Disease 5,442
2	SIDS 23	Congenital Anomalies 4	Congenital Anomalies 2	Malignant Neoplasms 6	Suicide 48	Suicide 41	Malignant Neoplasms 90	Heart Disease 203	Heart Disease 416	Malignant Neoplasms 3,093	Malignant Neoplasms 4,053
3	Short Gestation 19	Malignant Neoplasms 4	Heart Disease 1	Suicide 6	Malignant Neoplasms 12	Heart Disease 19	Heart Disease 67	Unintentional Injuries 67	Unintentional Injuries 67	Cerebro-vascular 1,343	Cerebro-vascular 1,451
4	Maternal Complications 10	Bronchitis Emphysema Asthma 2	Malignant Neoplasms 1	Pneumonia & Influenza 2	Heart Disease 9	Malignant Neoplasms 17	Suicide 44	Cerebro-vascular 40	Bronchitis Emphysema Asthma 60	Bronchitis Emphysema Asthma 702	Bronchitis Emphysema Asthma 786
5	Respiratory Distress Synd. 5	Heart Disease 2	Pneumonia & Influenza 1	Cerebro-vascular 1	Bronchitis Emphysema Asthma 3	Homicide 9	Liver Disease 19	Suicide 30	Cerebro-vascular 55	Pneumonia & Influenza 672	Unintentional Injuries 784
6	Unintentional Injuries 5	Cerebro-vascular 1	Homicide 1	Septicemia 1	Homicide 3	Pneumonia & Influenza 5	Diabetes 11	Liver Disease 29	Diabetes 40	Diabetes 462	Pneumonia & Influenza 721
7	Intrauterine Hypoxia 3	Diabetes 1			Congenital Anomalies 2	Bronchitis Emphysema Asthma 3	Pneumonia & Influenza 8	Diabetes 22	Liver Disease 35	Unintentional Injuries 314	Diabetes 537
8	Neonatal Hemorrhage 3	Meningo-coccal 1			Complicated Pregnancy 1	Cerebro-vascular 3	Cerebro-vascular 7	Pneumonia & Influenza 14	Suicide 25	Nephritis 213	Suicide 229
9	Perinatal Infections 3	Septicemia 1			Diabetes 1	Congenital Anomalies 3	Homicide 7	Bronchitis Emphysema Asthma 11	Pneumonia & Influenza 19	Atherosclerosis 210	Nephritis 221
10	6 Tied	Homicide 1				Liver Disease 3	HIV 6	Homicide 7	Congenital Anomalies 7	Alzheimer's Disease 165	Atherosclerosis 216

North Dakota Total Number of Injury Deaths

<u>Cause</u>	<u>Deaths</u>	<u>Percent</u>
Unintentional Injury	784	74.9%
Intentional Injury	263	25.1%
Total (1996-1998)	1,047	100.0%

Average Number of Injury Deaths per Year
In North Dakota = **349**

1996-1998 Leading Causes of Death

Unintentional Injury

United States Unintentional Injury

<u>Cause</u>	<u>Deaths</u>	<u>Percent</u>
MV Traffic	127,053	44.1%
Fall	35,745	12.4%
Poisoning	30,474	10.6%
Suffocation	13,325	4.6%
Drowning	12,416	4.3%
Fire/Burn	10,809	3.7%
Other Causes	<u>58,605</u>	<u>20.3%</u>
	288,427	100.0%

North Dakota Only Unintentional Injury

<u>Cause</u>	<u>Deaths</u>	<u>Percent</u>
MV Traffic	316	40.3%
Fall	156	19.9%
Suffocation	37	4.7%
Drowning	33	4.2%
Poisoning	29	3.7%
Other Causes	<u>213</u>	<u>27.2%</u>
	784	100.0%

Intentional Injury

United States Suicide

<u>Cause</u>	<u>Deaths</u>	<u>Percent</u>
Firearm	53,156	57.8%
Suffocation	16,469	17.9%
Poisoning	15,280	16.6%
Other Causes	<u>7,108</u>	<u>7.7%</u>
	92,013	100.0%

North Dakota Only Suicide

<u>Cause</u>	<u>Deaths</u>	<u>Percent</u>
Firearm	135	59.0%
Suffocation	47	20.5%
Poisoning	35	15.3%
Other Causes	<u>12</u>	<u>5.2%</u>
	229	100.0%

United States Homicide and Legal Intervention

<u>Cause</u>	<u>Deaths</u>	<u>Percent</u>
Firearm	39,951	67.6%
Cut/Pierce	6,955	11.8%
Suffocation	2,147	3.6%
Other Causes	<u>10,036</u>	<u>17.0%</u>
	59,089	100.0%

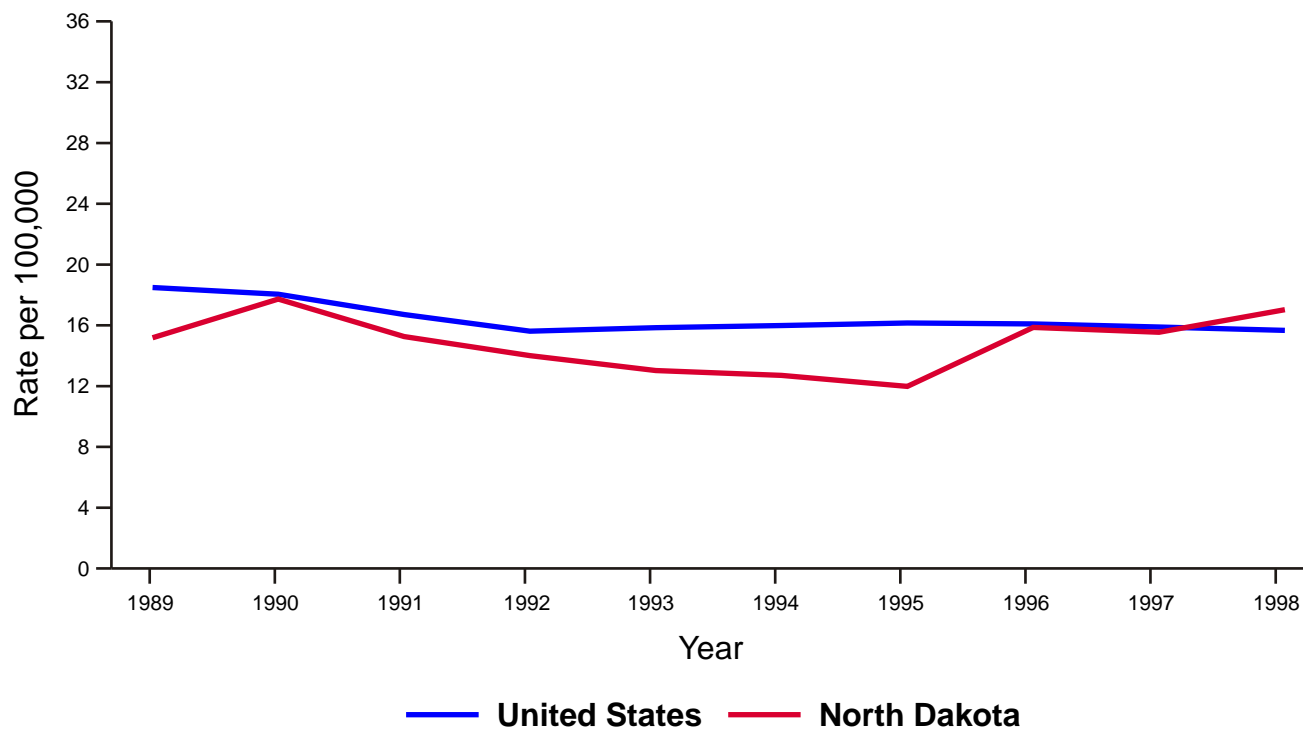
North Dakota Only Homicide and Legal Intervention

<u>Cause</u>	<u>Deaths</u>	<u>Percent</u>
Firearm	15	44.1%
Cut/Pierce	6	17.6%
Suffocation	1	2.9%
Other Causes	<u>12</u>	<u>35.3%</u>
	34	99.9%

Unintentional Motor Vehicle, Traffic-Related Death Rates United States, 1996-1998



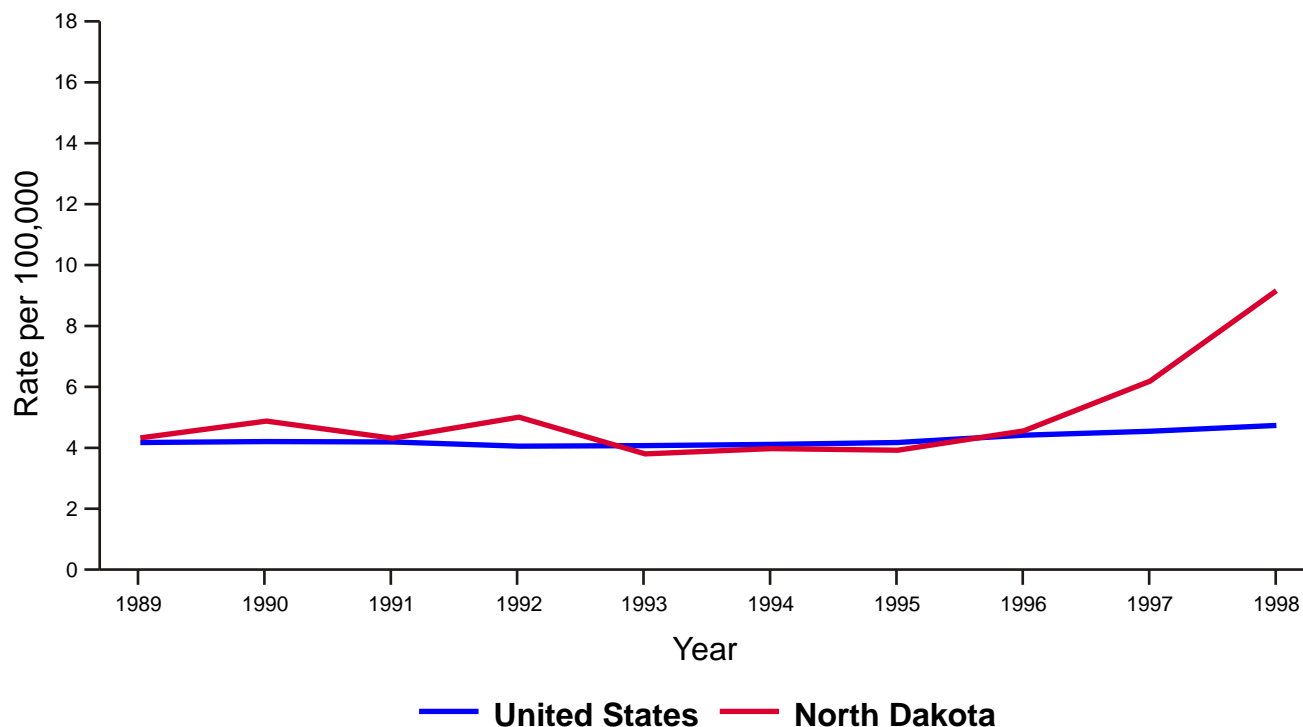
United States and North Dakota 1989-1998



Unintentional Fall Death Rates United States, 1996-1998



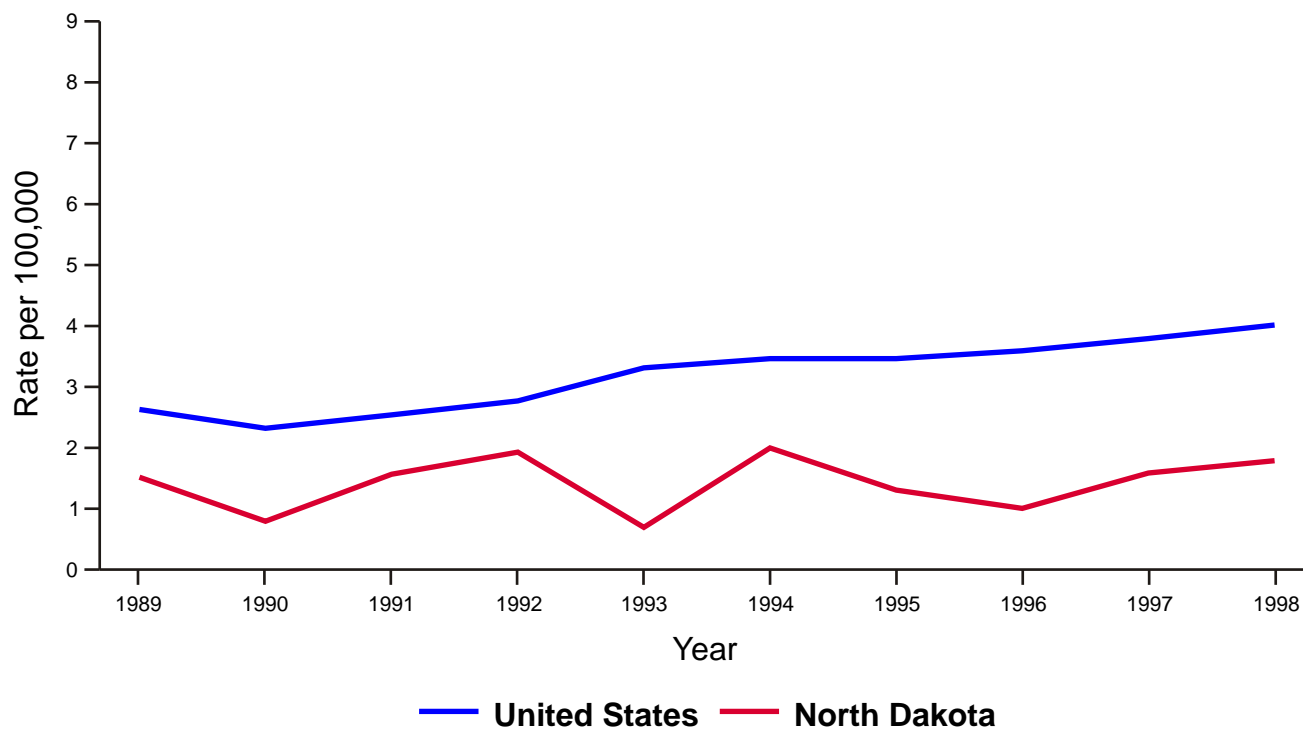
United States and North Dakota 1989-1998



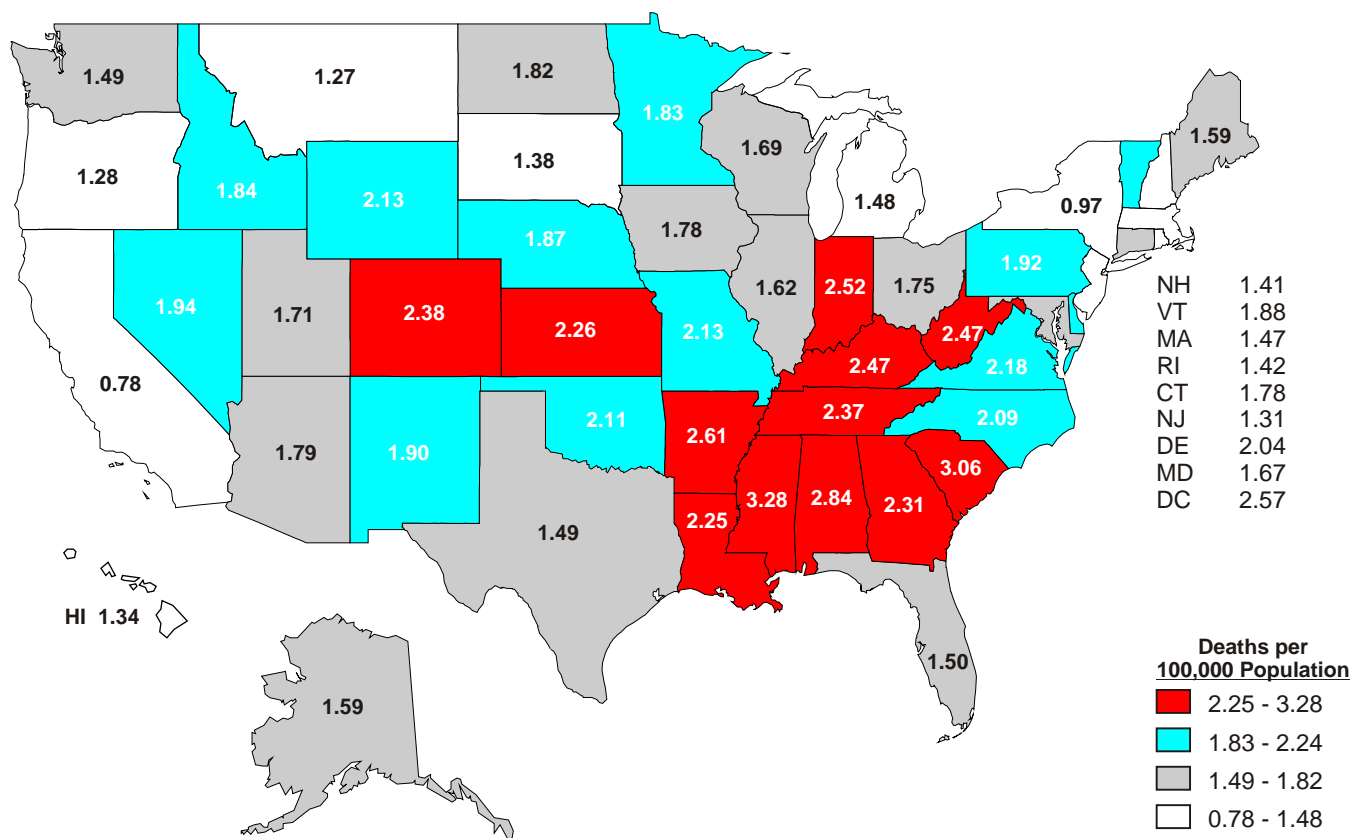
Unintentional Poisoning Death Rates United States, 1996-1998



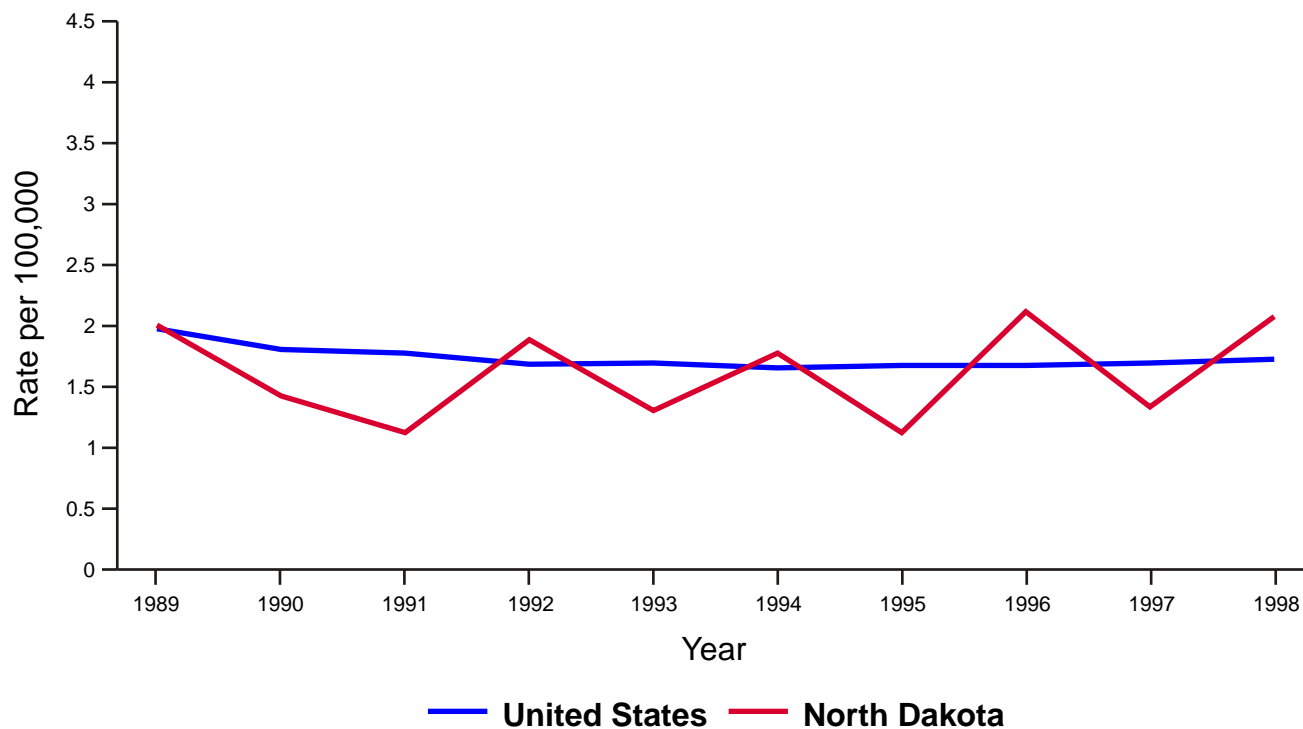
United States and North Dakota 1989-1998



Unintentional Suffocation Death Rates United States, 1996-1998



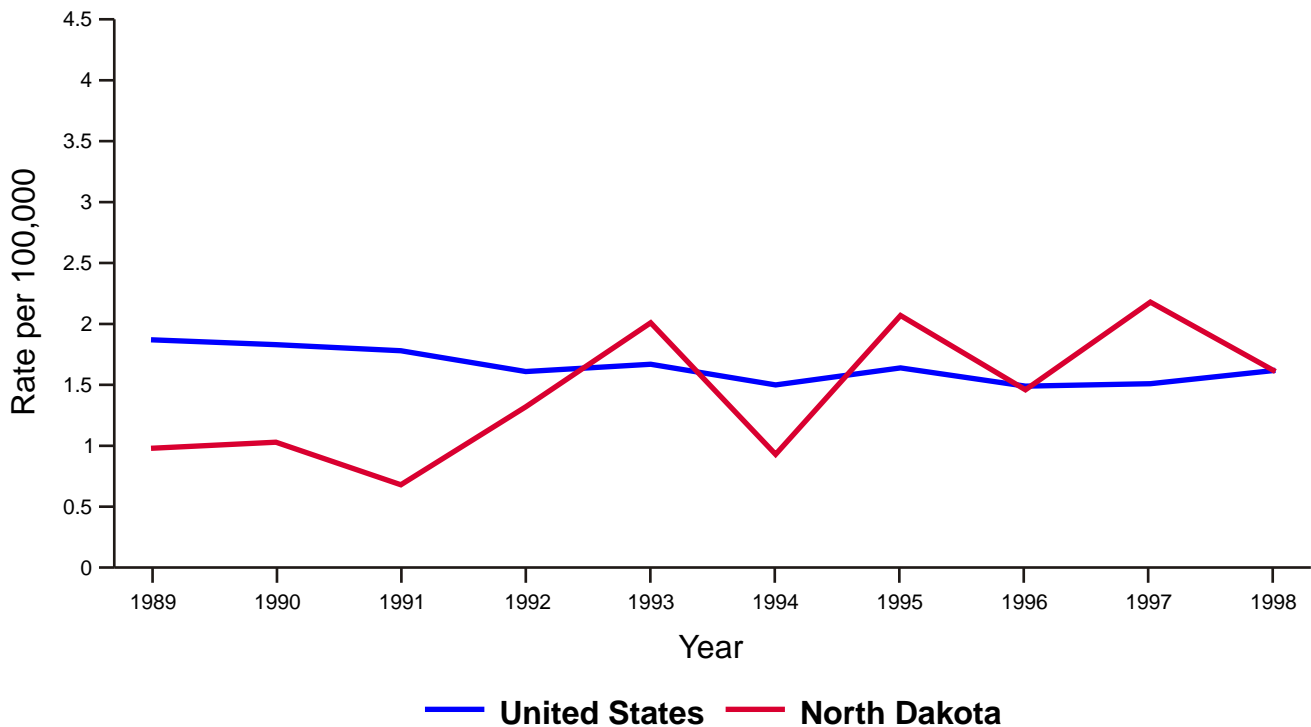
United States and North Dakota 1989-1998



Unintentional Drowning Death Rates United States, 1996-1998



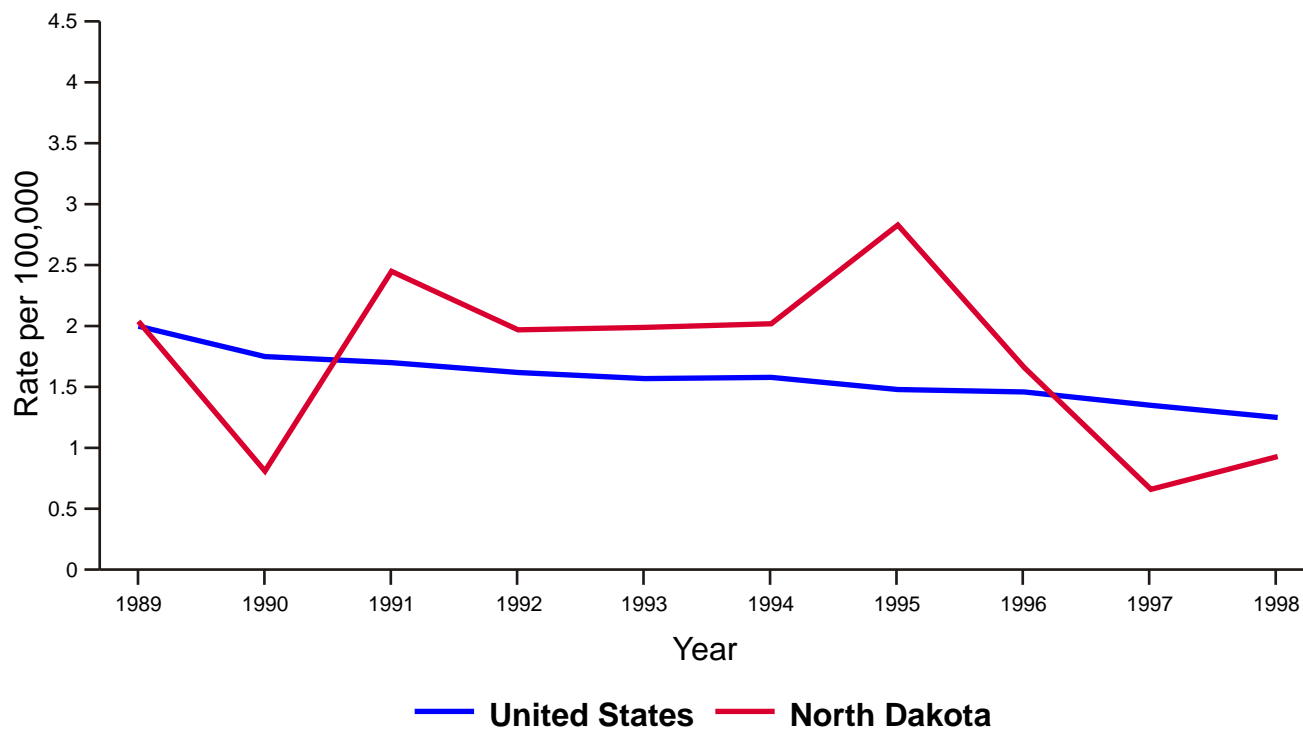
United States and North Dakota 1989-1998



Unintentional Fire and Burn-Related Death Rates United States, 1996-1998



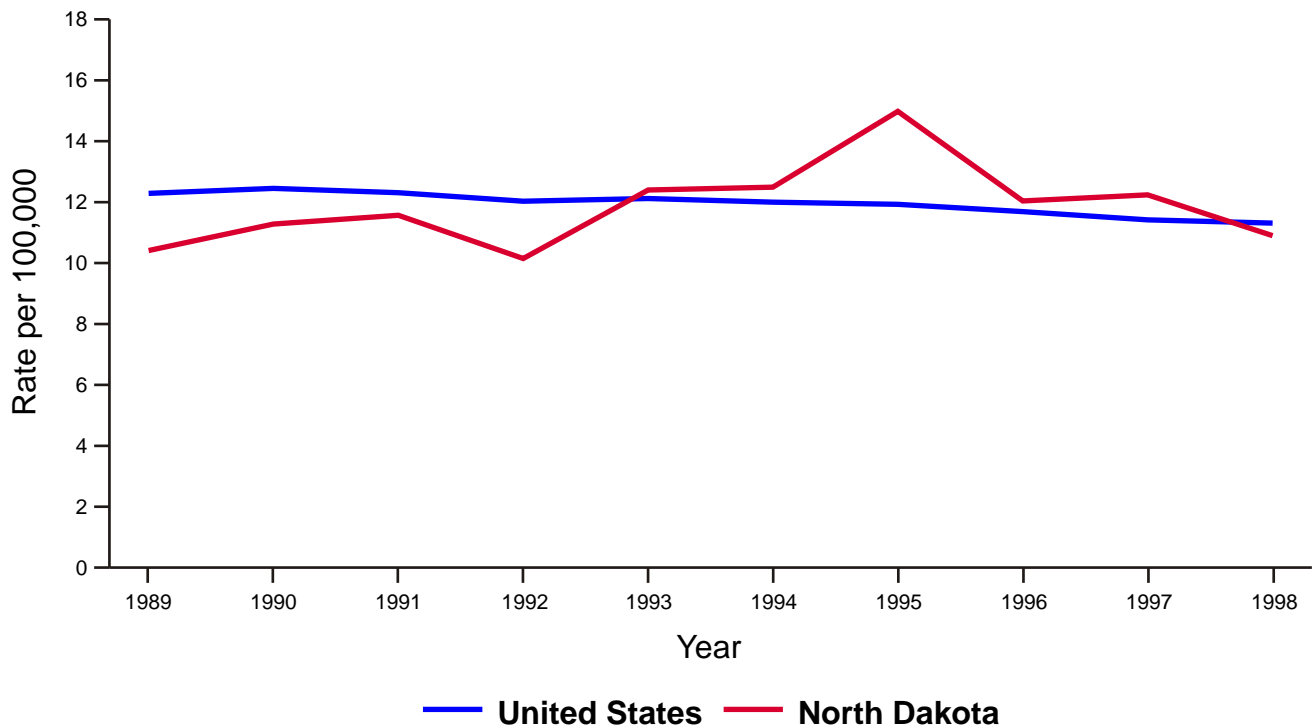
United States and North Dakota 1989-1998



Suicide Death Rates United States, 1996-1998



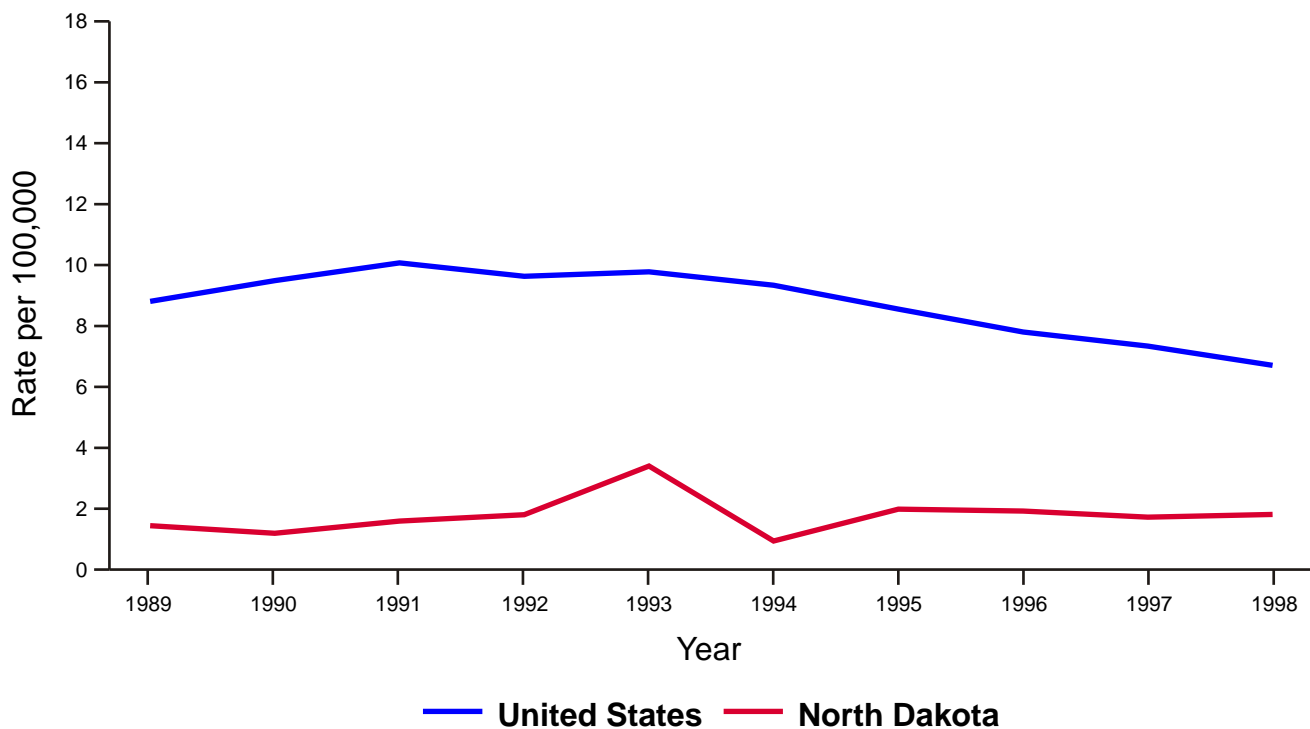
United States and North Dakota 1989-1998



Homicide Death Rates United States, 1996-1998



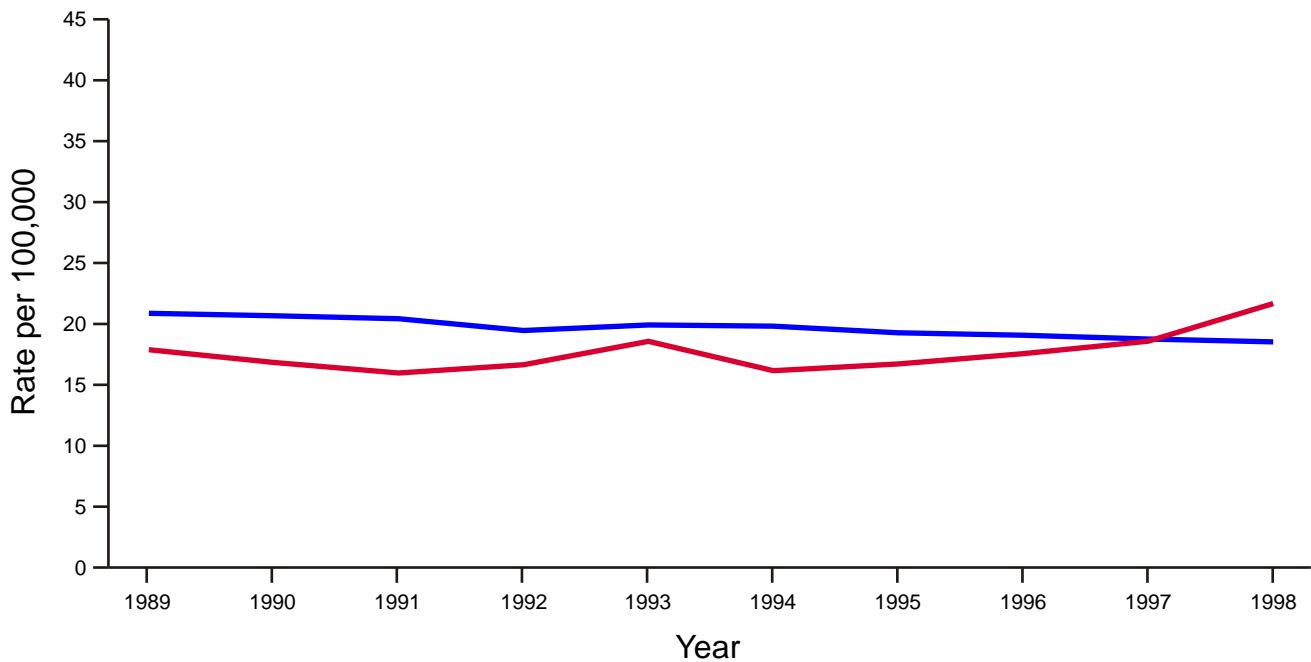
United States and North Dakota 1989-1998



Traumatic Brain Injury-Related Death Rates* United States, 1996-1998



United States and North Dakota 1989-1998



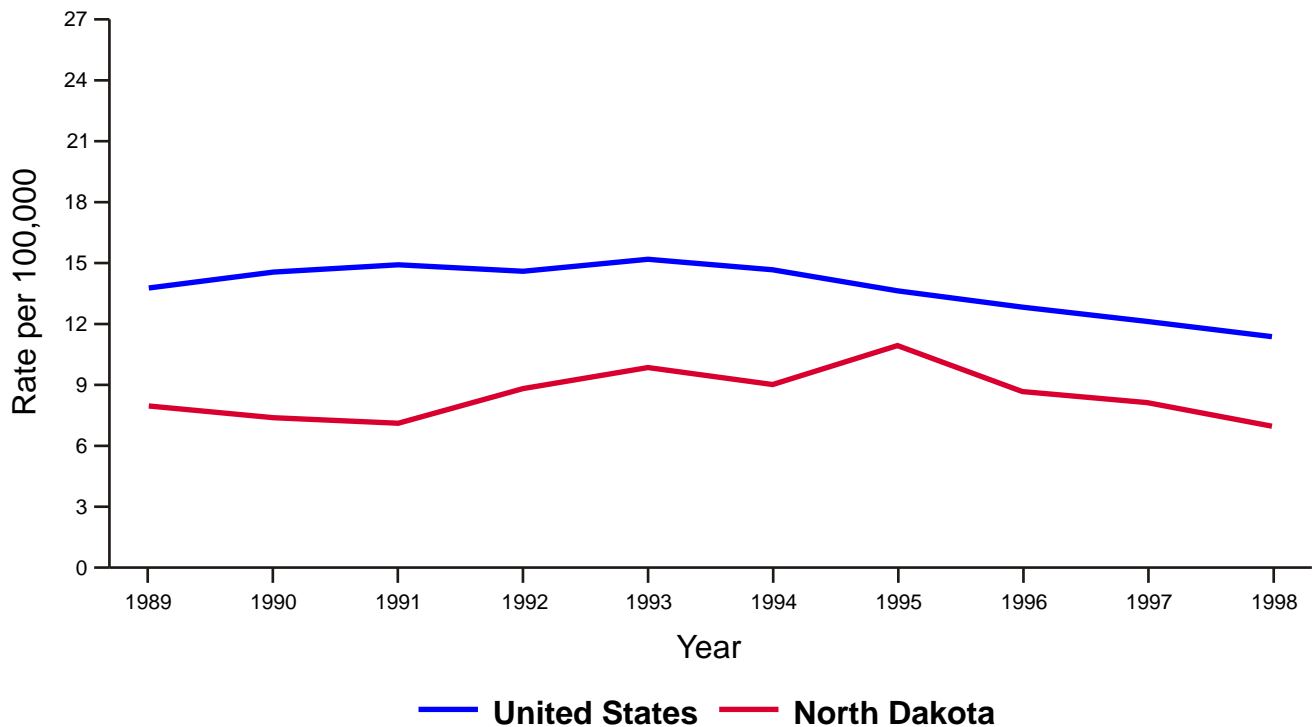
— United States — North Dakota

* Includes unintentional and intentional deaths from motor vehicles, firearms, falls, and other causes (of determined and undetermined intent).

Firearm-Related Death Rates United States, 1996-1998

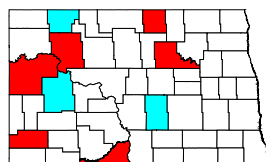


United States and North Dakota 1989-1998

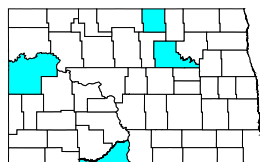


* Includes deaths from firearm suicide, firearm homicide, unintentional firearm-related deaths, and firearm-related deaths of undetermined intent.

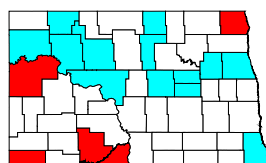
North Dakota 1989-1998



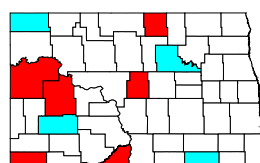
Motor Vehicle
96 Deaths/Year
 U.S. 16.4
 ND 14.7



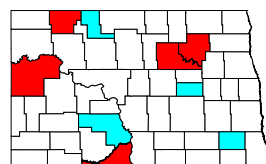
Homicides
11 Deaths/Year
 U.S. 8.7
 ND 1.8



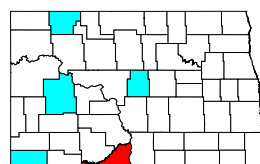
Falls
37 Deaths/Year
 U.S. 4.3
 ND 5.1
 Excess Deaths/Year **5**



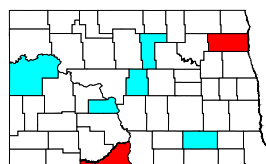
Suicides
76 Deaths/Year
 U.S. 12.0
 ND 11.9



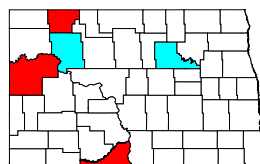
Fires/Burns
11 Deaths/Year
 U.S. 1.6
 ND 1.7
 Excess Deaths/Year **1**



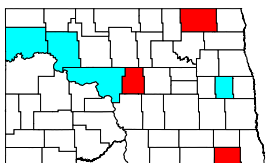
Firearms
54 Deaths/Year
 U.S. 13.7
 ND 8.5



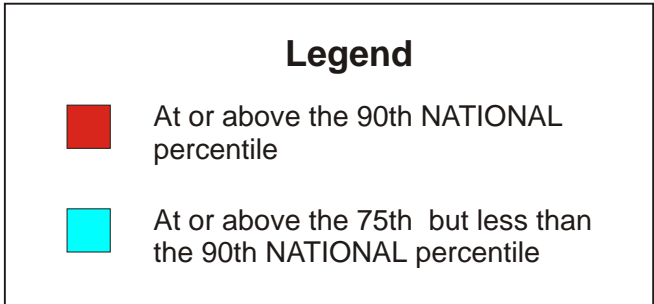
Drownings
9 Deaths/Year
 U.S. 1.7
 ND 1.4



Traumatic Brain Injury
95 Deaths/Year
 U.S. 18.5
 ND 14.6



Poisonings
9 Deaths/Year
 U.S. 3.2
 ND 1.4



CDC-Funded Injury Control Projects

SAFER·HEALTHIER·PEOPLE™

CDC-Funded Injury Control Projects in NORTH DAKOTA

CDC's National Center for Injury Prevention and Control (NCIPC) funds two programs in North Dakota to build the state's ability to keep its citizens safe.

Core Injury Programs

State-Based Core Injury Surveillance and Program Development

North Dakota is one of 23 states receiving CDC funding to establish a point of coordination for injury control efforts, assess injury data and surveillance resources within the state, and develop a state injury control plan. A core injury development program is a cooperative effort to develop or strengthen the capacity of state public health agencies to prevent and control injuries. These programs possess some combination of these features and tools:

- 1) injury prevention coordinator;
- 2) up-to-date profile of injuries within the state from existing data sources;
- 3) advisory structure to facilitate collaboration with public and private sector groups;
- 4) relationships with organizations, agencies, and individuals interested or experienced in injury prevention or control; and
- 5) a current plan for injury prevention and control based on the state's priorities.

The North Dakota Department of Health is looking to establish an Office of Injury Prevention that will function as a point of coordination for the state's injury activities. (*North Dakota Department of Health*)

Intentional Injury

Rape Prevention and Education

A nationwide grant program providing resources to states for rape prevention and education programs conducted by rape crisis centers, State sexual assault coalitions, and other public and private nonprofit entities for:

- 1) educational seminars;
- 2) operation of hotlines;
- 3) training programs for professionals;
- 4) preparation of informational material;
- 5) education and training programs for students and campus personnel designed to reduce the incidence of sexual assault at colleges and universities;
- 6) education and training to increase awareness about drugs to facilitate rapes or sexual assaults; and
- 7) other efforts to increase awareness about, or to help prevent, sexual assault, including efforts to increase awareness in underserved communities and awareness among individuals with disabilities.

(*North Dakota Department of Health*)

Notes

Notes

Notes