

State Injury Profile for Colorado

The CDC State Injury Profiles

Gathering and sharing reliable data about the broad range of public health problems is among the many ways the Centers for Disease Control and Prevention protect the safety and health of Americans.

Policy makers and health care workers need access to the best, most current data available so they can make informed decisions about where to allocate limited resources to prevent diseases and injuries. Yet, many people find statistics difficult to understand and interpret. This State Injury Profile offers an easier way to look at statistics. Through maps and graphs, the Profile clearly shows how this state compares with others in the nation and what injury problems are most pressing.

CDC's National Center for Injury Prevention and Control gathers data about a broad range of intentional and unintentional injuries or what many people call 'violence' and 'accidents.' Injuries affect everyone. Injury is the leading cause of death for all Americans ages one to 34, and injury remains one of the leading causes of death, no matter how long someone may live.

Maps and graphs in this State Injury Profile show this state's death rates from in falls, poisoning, drowning, suffocation, fires and burns, suicide, homicide, traumatic brain injury and injuries related to firearms. The graphics show how this state compares with others and with mortality rates in the United States as a whole. You will also find a table showing the Ten Leading Causes of Death for the United States and for this state. **New this year** is a county-by-county map showing locations with higher death rates for each type of injury.

In addition to injury data, you'll also find a list of all CDC-funded injury prevention and research programs in this state for 2001.

DEPARTMENT OF HEALTH AND HUMAN SERVICES

Centers for Disease Control and Prevention
National Center for Injury Prevention and Control

To learn more

After you page through the State Injury Profile, if you want to know more, CDC has made it easy for you to find additional information about any injury and public health. Simply visit www.cdc.gov/ncipc. Or call the CDC National Center for Injury Prevention and Control, Office of Planning, Evaluation and Legislation at 1-770-488-4936.

These other resources offered or funded by the CDC may also interest you:

General information about injury in America

Customized data reports, www.cdc.gov/ncipc/wisqars

Consumer facts and tip sheets, www.cdc.gov/ncipc/safeusa or call the SafeUSA hotline toll free at 1-800-252-7751.

Intentional Injury

National Resource Center on Domestic Violence, 1-800-537-2238

National Sexual Violence Resource Center, www.nsvrc.org, or call 1-877-739-3895

National Violence Against Women Prevention Research Center, www.violenceagainstwomen.org, or call 1-843-792-2945

National Youth Violence Prevention Resource Center, www.safeyouth.org, or call 1-866-SAFEYOUTH (723-3968)

Violence Against Women Electronic Network (VAWnet), www.vawnet.org, or call 1-800-537-2238

Unintentional Injury

National Program for Playground Safety, www.uni.edu/playground, or call 1-800-554-PLAY (7529)

National Resource Center on Aging and Injury, www.olderadultinjury.org, or call 1-619-594-0986

State Injury Profile for Colorado 1989-1998

SAFER·HEALTHIER·PEOPLE™

United States

10 Leading Causes of Deaths by Age Group: 1996-1998

| Rank | Age Groups | | | | | | | | | | Total |
|------|-------------------------------------|---------------------------------|------------------------------------|------------------------------------|------------------------------------|----------------------------------|----------------------------------|--------------------------------------|---------------------------------------|----------------------------------------|----------------------------------------|
| | <1 | 1-4 | 5-9 | 10-14 | 15-24 | 25-34 | 35-44 | 45-54 | 55-64 | 65+ | |
| 1 | Congenital Anomalies 18,771 | Unintentional Injuries 6,087 | Unintentional Injuries 4,666 | Unintentional Injuries 5,392 | Unintentional Injuries 40,525 | Unintentional Injuries 37,468 | Malignant Neoplasms 51,170 | Malignant Neoplasms 135,803 | Malignant Neoplasms 260,166 | Heart Disease 1,824,785 | Heart Disease 2,185,194 |
| 2 | Short Gestation 11,928 | Congenital Anomalies 1,791 | Malignant Neoplasms 1,557 | Malignant Neoplasms 1,514 | Homicide 18,200 | Suicide 16,898 | Unintentional Injuries 43,925 | Heart Disease 105,367 | Heart Disease 198,361 | Malignant Neoplasms 1,150,087 | Malignant Neoplasms 1,620,642 |
| 3 | SIDS 8,863 | Malignant Neoplasms 1,227 | Congenital Anomalies 662 | Suicide 918 | Suicide 12,679 | Homicide 15,068 | Heart Disease 40,037 | Unintentional Injuries 31,208 | Bronchitis Emphysema Asthma 30,317 | Cerebro-vascular 419,998 | Cerebro-vascular 478,181 |
| 4 | Respiratory Distress Synd. 3,958 | Homicide 1,194 | Homicide 523 | Homicide 908 | Malignant Neoplasms 4,976 | HIV 14,953 | HIV 26,456 | Cerebro-vascular 17,196 | Cerebro-vascular 29,005 | Bronchitis Emphysema Asthma 283,777 | Bronchitis Emphysema Asthma 327,640 |
| 5 | Maternal Complications 3,836 | Heart Disease 643 | Heart Disease 413 | Congenital Anomalies 613 | Heart Disease 3,124 | Malignant Neoplasms 13,837 | Suicide 20,308 | Liver Disease 16,797 | Diabetes 25,504 | Pneumonia & Influenza 235,529 | Unintentional Injuries 288,427 |
| 6 | Placenta Cord Membranes 2,870 | Pneumonia & Influenza 494 | Pneumonia & Influenza 218 | Heart Disease 560 | Congenital Anomalies 1,252 | Heart Disease 9,843 | Homicide 11,138 | Suicide 14,916 | Unintentional Injuries 21,316 | Diabetes 142,639 | Pneumonia & Influenza 262,047 |
| 7 | Perinatal Infections 2,348 | Septicemia 245 | HIV 194 | Bronchitis Emphysema Asthma 287 | HIV 883 | Cerebro-vascular 2,068 | Liver Disease 10,518 | Diabetes 12,979 | Liver Disease 15,844 | Unintentional Injuries 95,191 | Diabetes 189,154 |
| 8 | Unintentional Injuries 2,323 | HIV 233 | Bronchitis Emphysema Asthma 159 | Pneumonia & Influenza 180 | Bronchitis Emphysema Asthma 677 | Diabetes 1,903 | Cerebro-vascular 8,159 | HIV 12,892 | Pneumonia & Influenza 11,228 | Alzheimer's Disease 65,647 | Suicide 92,013 |
| 9 | Pneumonia & Influenza 1,358 | Perinatal Period 210 | Benign Neoplasms 134 | Cerebro-vascular 140 | Pneumonia & Influenza 638 | Pneumonia & Influenza 1,633 | Diabetes 5,622 | Bronchitis Emphysema Asthma 8,467 | Suicide 8,834 | Nephritis 65,296 | Nephritis 75,817 |
| 10 | Intrauterine Hypoxia 1,341 | Benign Neoplasms 188 | Cerebro-vascular 102 | HIV 139 | Cerebro-vascular 533 | Liver Disease 1,592 | Pneumonia & Influenza 4,255 | Pneumonia & Influenza 6,493 | Septicemia 5,704 | Septicemia 54,428 | Liver Disease 75,414 |

United States Total Number of Injury Deaths

| Cause | Deaths | Percent |
|--------------------------|----------------|---------------|
| Unintentional Injury | 288,427 | 65.6% |
| Intentional | 151,102 | 34.4% |
| Total (1996-1998) | 439,529 | 100.0% |

Average Number of Injury Deaths per Year
In the United States = **146,510**

Colorado

10 Leading Causes of Deaths by Age Group: 1996-1998

| Age Groups | | | | | | | | | | | |
|------------|----------------------------------|----------------------------------|----------------------------------|----------------------------------|-----------------------------------|-------------------------------|-------------------------------|------------------------------------|------------------------------------|--------------------------------------|--------------------------------------|
| Rank | <1 | 1-4 | 5-9 | 10-14 | 15-24 | 25-34 | 35-44 | 45-54 | 55-64 | 65+ | Total |
| 1 | Congenital Anomalies 278 | Unintentional Injuries 86 | Unintentional Injuries 59 | Unintentional Injuries 86 | Unintentional Injuries 635 | Unintentional Injuries 613 | Unintentional Injuries 682 | Malignant Neoplasms 1,613 | Malignant Neoplasms 2,772 | Heart Disease 16,336 | Heart Disease 19,728 |
| 2 | SIDS 142 | Congenital Anomalies 28 | Malignant Neoplasms 22 | Suicide 30 | Suicide 281 | Suicide 348 | Malignant Neoplasms 603 | Heart Disease 1,085 | Heart Disease 1,760 | Malignant Neoplasms 11,852 | Malignant Neoplasms 17,116 |
| 3 | Short Gestation 141 | Homicide 19 | Congenital Anomalies 6 | Malignant Neoplasms 19 | Homicide 175 | Malignant Neoplasms 161 | Suicide 447 | Unintentional Injuries 487 | Bronchitis Emphysema Asthma 414 | Bronchitis Emphysema Asthma 4,552 | Bronchitis Emphysema Asthma 5,147 |
| 4 | Maternal Complications 56 | Malignant Neoplasms 14 | Homicide 6 | Homicide 13 | Malignant Neoplasms 55 | HIV 126 | Heart Disease 378 | Suicide 331 | Cerebro-vascular 317 | Cerebro-vascular 4,503 | Cerebro-vascular 5,128 |
| 5 | Placenta Cord Membranes 54 | Pneumonia & Influenza 10 | Heart Disease 4 | Congenital Anomalies 9 | Heart Disease 31 | Homicide 123 | HIV 219 | Liver Disease 269 | Unintentional Injuries 294 | Pneumonia & Influenza 2,540 | Unintentional Injuries 4,392 |
| 6 | Perinatal Infections 34 | Heart Disease 6 | Benign Neoplasms 2 | Heart Disease 9 | Congenital Anomalies 18 | Heart Disease 91 | Liver Disease 191 | Cerebro-vascular 178 | Liver Disease 194 | Unintentional Injuries 1,415 | Pneumonia & Influenza 2,868 |
| 7 | Unintentional Injuries 33 | Bronchitis Emphysema Asthma 4 | Bronchitis Emphysema Asthma 2 | Bronchitis Emphysema Asthma 3 | Bronchitis Emphysema Asthma 11 | Liver Disease 27 | Homicide 110 | Diabetes 122 | Diabetes 193 | Diabetes 1,225 | Suicide 1,916 |
| 8 | Respiratory Distress Synd. 30 | Meningitis 3 | Diabetes 2 | Septicemia 3 | Benign Neoplasms 8 | Diabetes 22 | Cerebro-vascular 99 | Bronchitis Emphysema Asthma 116 | Suicide 163 | Atherosclerosis 1,155 | Diabetes 1,640 |
| 9 | Homicide 25 | Other Intestinal 2 | 9 Tied | Pneumonia & Influenza 2 | Complicated Pregnancy 6 | Congenital Anomalies 20 | Diabetes 69 | Pneumonia & Influenza 102 | Pneumonia & Influenza 119 | Alzheimer's Disease 1,013 | Atherosclerosis 1,188 |
| 10 | Intrauterine Hypoxia 22 | Septicemia 2 | 9 Tied | 2 Tied | 3 Tied | Cerebro-vascular 18 | Pneumonia & Influenza 63 | HIV 74 | Septicemia 56 | Nephritis 673 | 2 Tied |

Colorado Total Number of Injury Deaths

| <u>Cause</u> | <u>Deaths</u> | <u>Percent</u> |
|--------------------------|---------------|----------------|
| Unintentional Injury | 4,392 | 63.7% |
| Intentional Injury | 2,501 | 36.3% |
| Total (1996-1998) | 6,893 | 100.0% |

Average Number of Injury Deaths per Year
In Colorado= **2,298**

1996-1998 Leading Causes of Death

Unintentional Injury

United States Unintentional Injury

| <u>Cause</u> | <u>Deaths</u> | <u>Percent</u> |
|--------------|----------------|----------------|
| MV Traffic | 127,053 | 44.1% |
| Fall | 35,745 | 12.4% |
| Poisoning | 30,474 | 10.6% |
| Suffocation | 13,325 | 4.6% |
| Drowning | 12,416 | 4.3% |
| Fire/Burn | 10,809 | 3.7% |
| Other Causes | <u>58,605</u> | <u>20.3%</u> |
| | 288,427 | 100.0% |

Colorado Only Unintentional Injury

| <u>Cause</u> | <u>Deaths</u> | <u>Percent</u> |
|--------------|---------------|----------------|
| MV Traffic | 1,914 | 43.6% |
| Fall | 625 | 14.2% |
| Poisoning | 448 | 10.2% |
| Suffocation | 239 | 5.4% |
| Drowning | 169 | 3.8% |
| Other Causes | <u>997</u> | <u>22.7%</u> |
| | 4,392 | 99.9% |

Intentional Injury

United States Suicide

| <u>Cause</u> | <u>Deaths</u> | <u>Percent</u> |
|--------------|---------------|----------------|
| Firearm | 53,156 | 57.8% |
| Suffocation | 16,469 | 17.9% |
| Poisoning | 15,280 | 16.6% |
| Other Causes | <u>7,108</u> | <u>7.7%</u> |
| | 92,013 | 100.0% |

Colorado Only Suicide

| <u>Cause</u> | <u>Deaths</u> | <u>Percent</u> |
|--------------|---------------|----------------|
| Firearm | 1,066 | 55.6% |
| Poisoning | 392 | 20.5% |
| Suffocation | 356 | 18.6% |
| Other Causes | <u>102</u> | <u>5.3%</u> |
| | 1,916 | 100.0% |

United States Homicide and Legal Intervention

| <u>Cause</u> | <u>Deaths</u> | <u>Percent</u> |
|--------------|---------------|----------------|
| Firearm | 39,951 | 67.6% |
| Cut/Pierce | 6,955 | 11.8% |
| Suffocation | 2,147 | 3.6% |
| Other Causes | <u>10,036</u> | <u>17.0%</u> |
| | 59,089 | 100.0% |

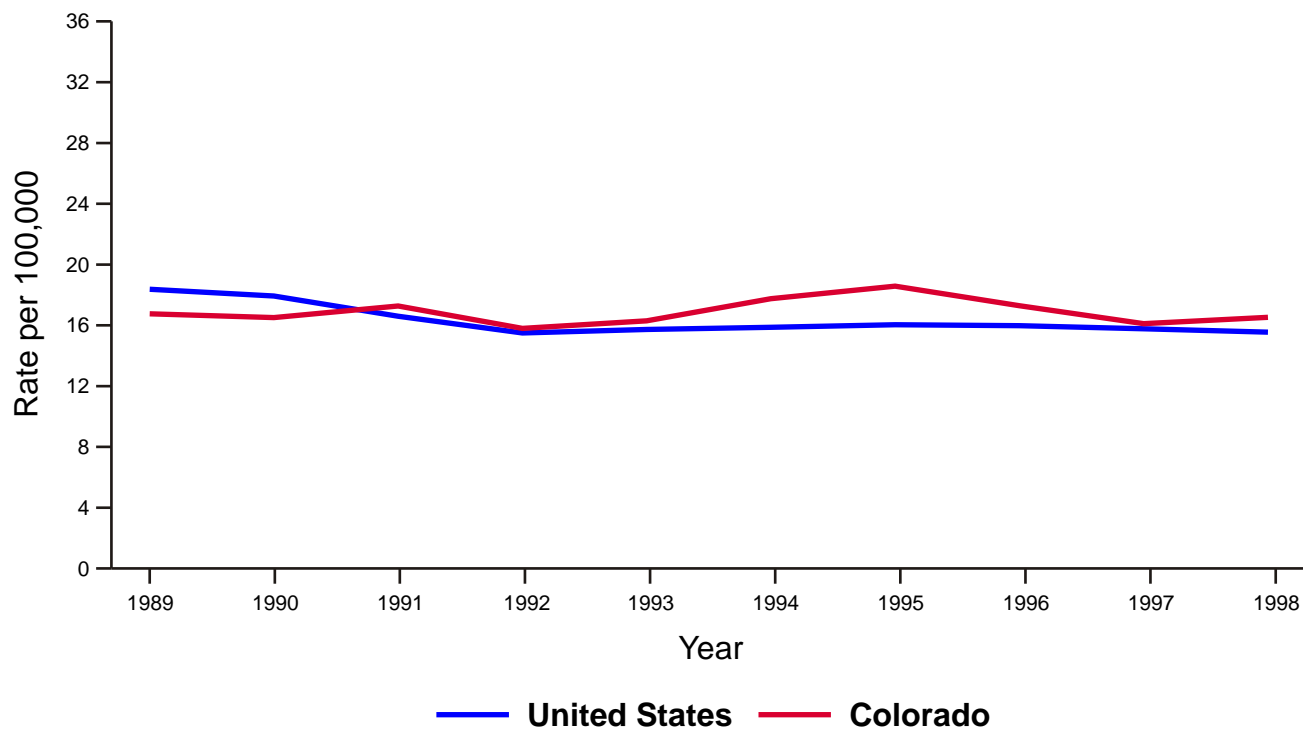
Colorado Only Homicide and Legal Intervention

| <u>Cause</u> | <u>Deaths</u> | <u>Percent</u> |
|--------------|---------------|----------------|
| Firearm | 335 | 57.3% |
| Cut/Pierce | 83 | 14.2% |
| Suffocation | 33 | 5.6% |
| Other Causes | <u>134</u> | <u>22.9%</u> |
| | 585 | 100.0% |

Unintentional Motor Vehicle, Traffic-Related Death Rates United States, 1996-1998



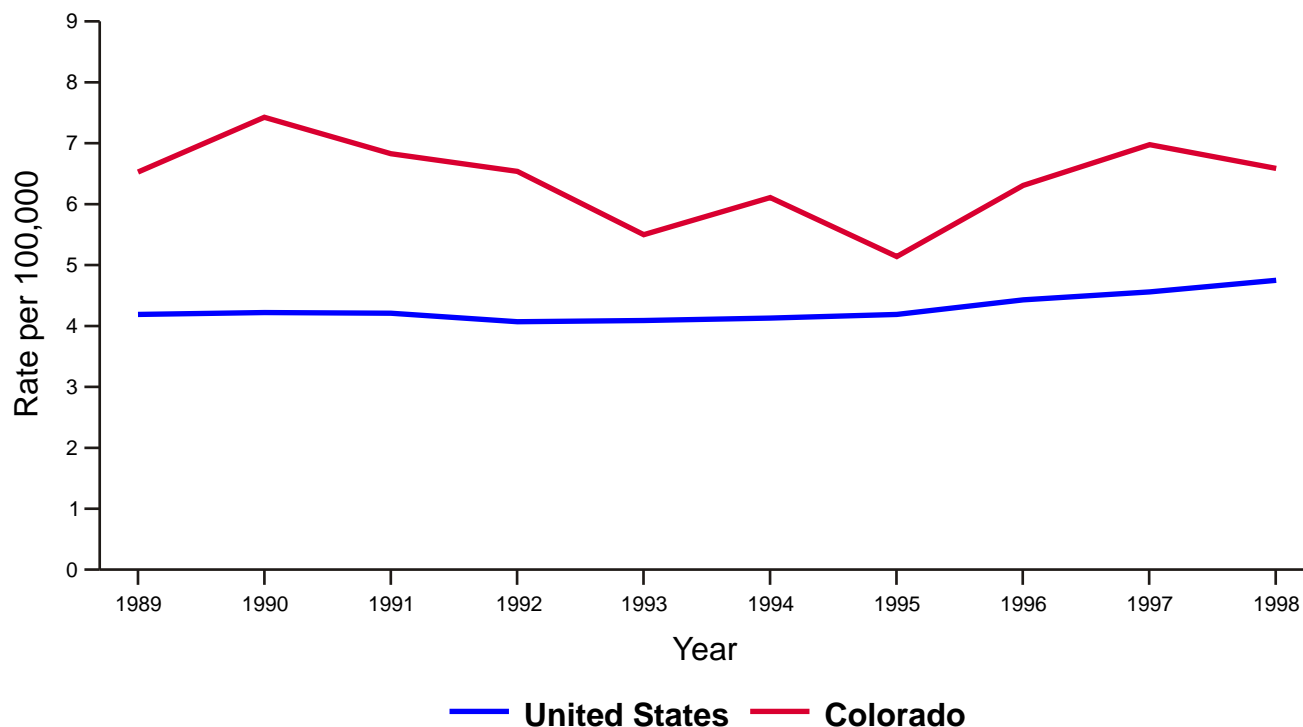
United States and Colorado 1989-1998



Unintentional Fall Death Rates United States, 1996-1998



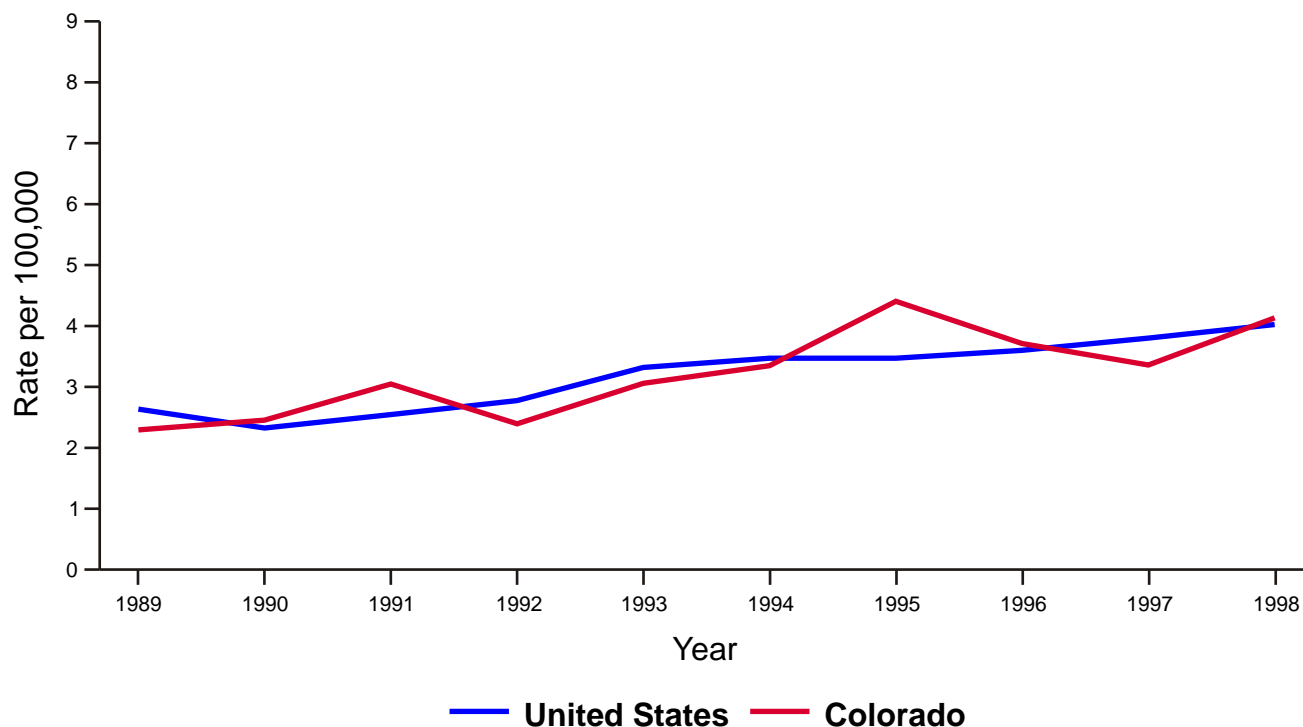
United States and Colorado 1989-1998



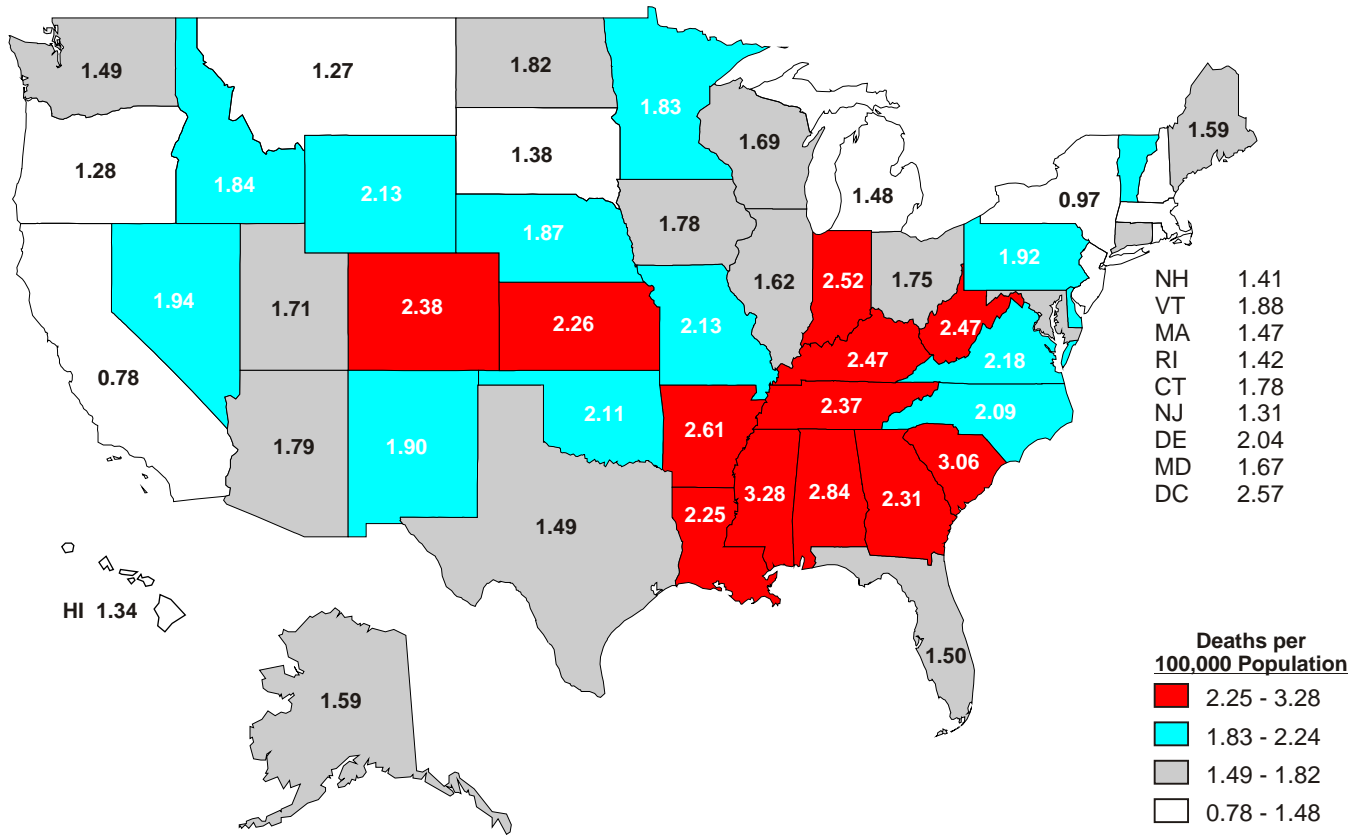
Unintentional Poisoning Death Rates United States, 1996-1998



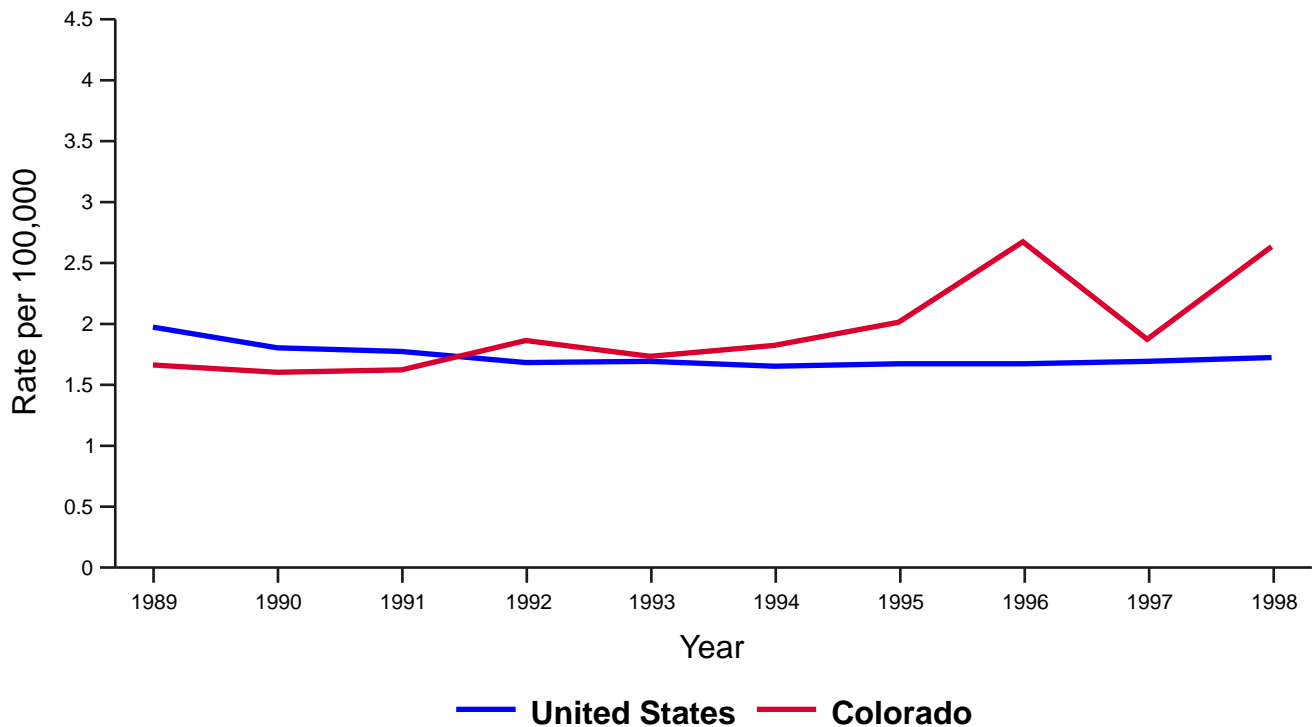
United States and Colorado 1989-1998



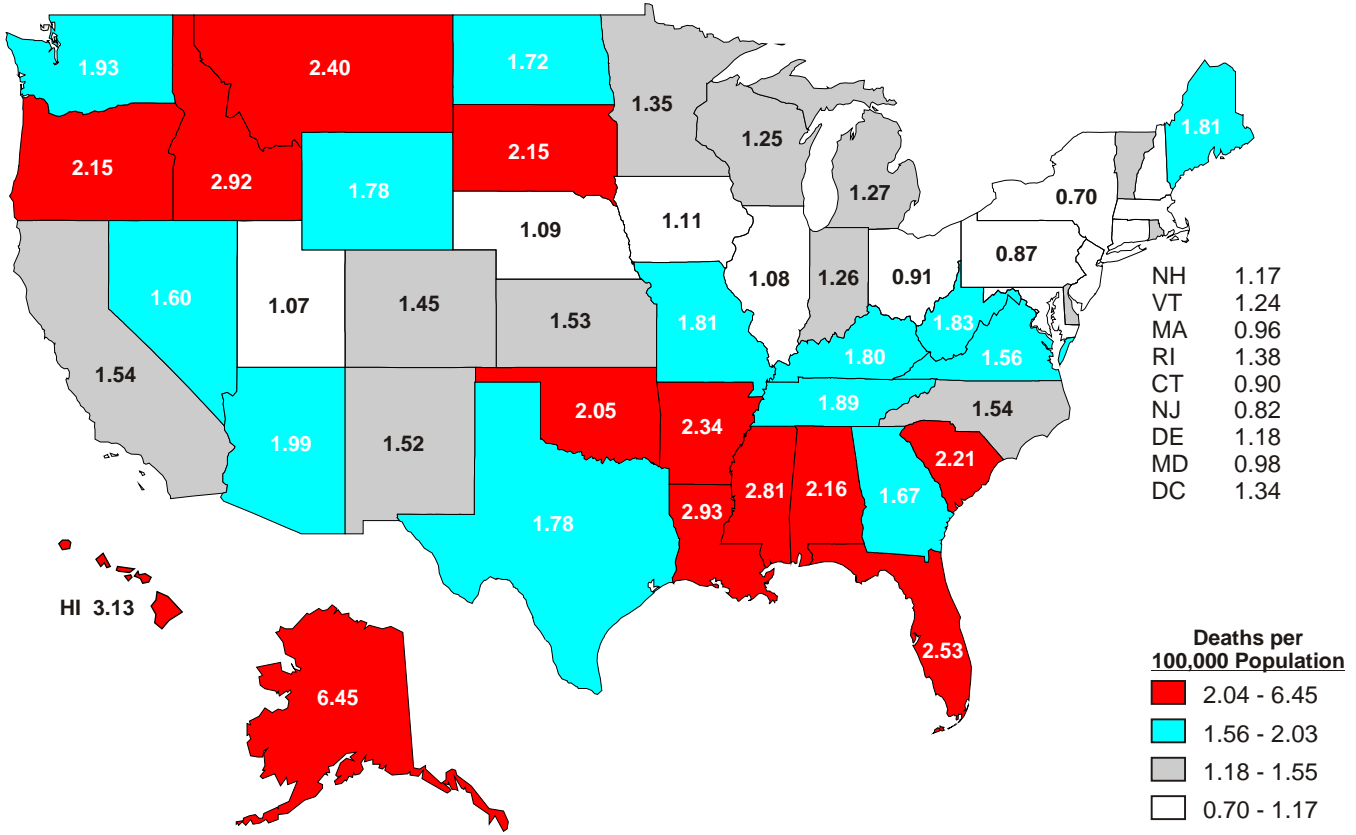
Unintentional Suffocation Death Rates United States, 1996-1998



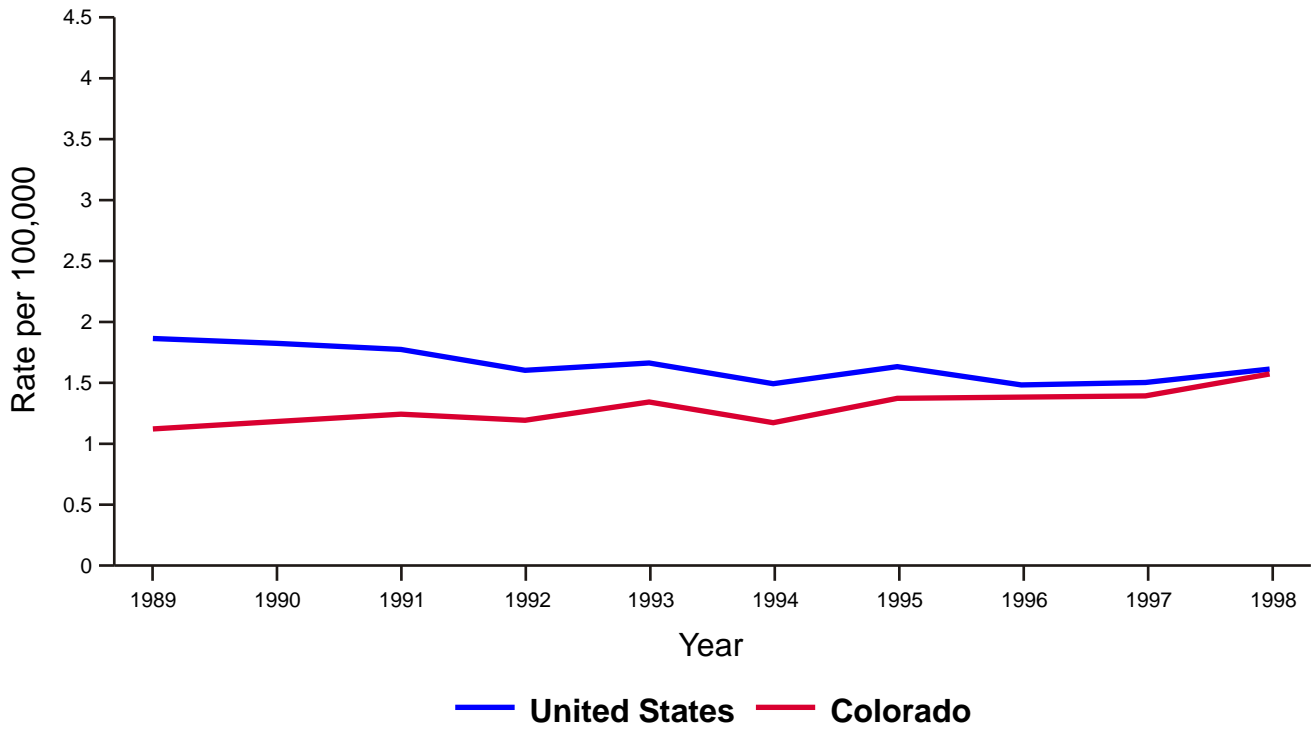
United States and Colorado 1989-1998



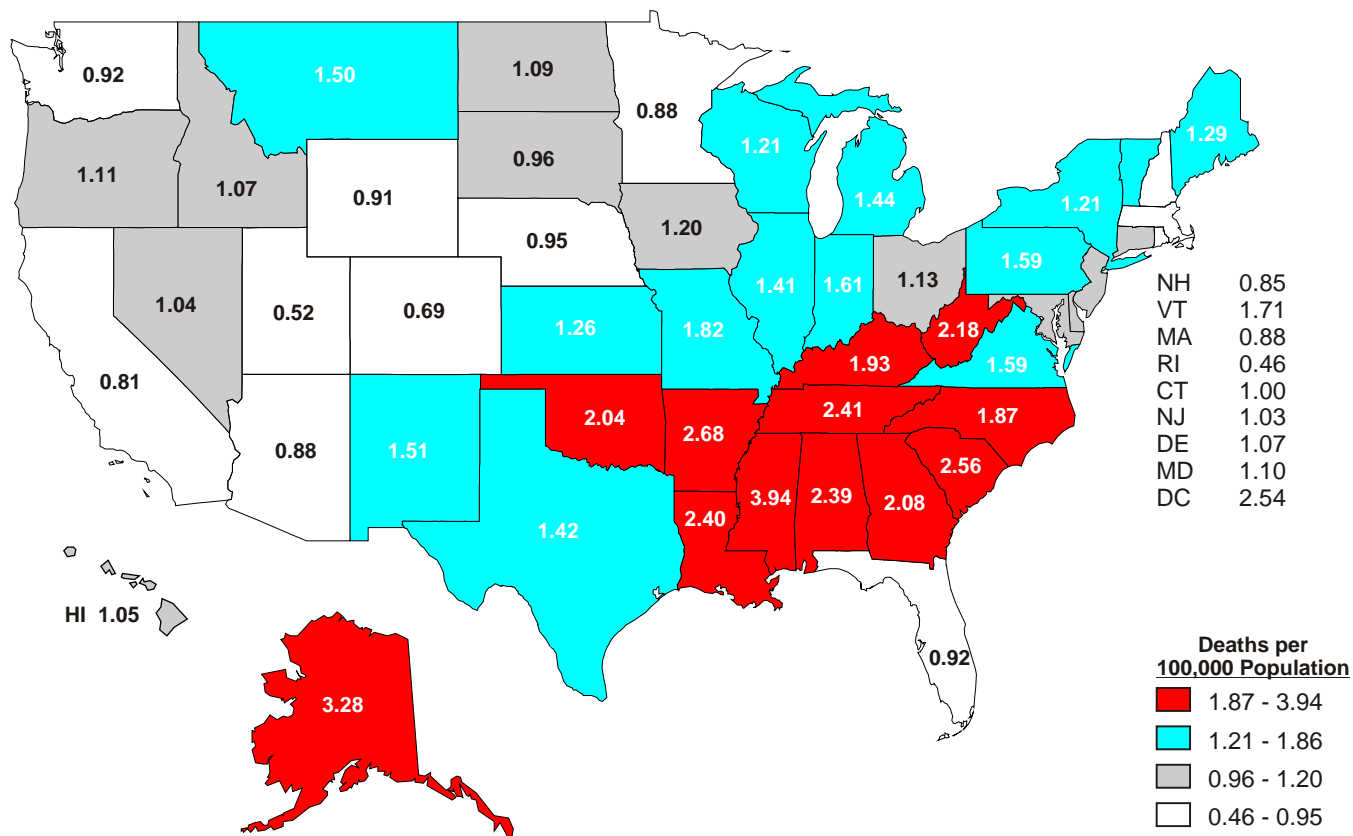
Unintentional Drowning Death Rates United States, 1996-1998



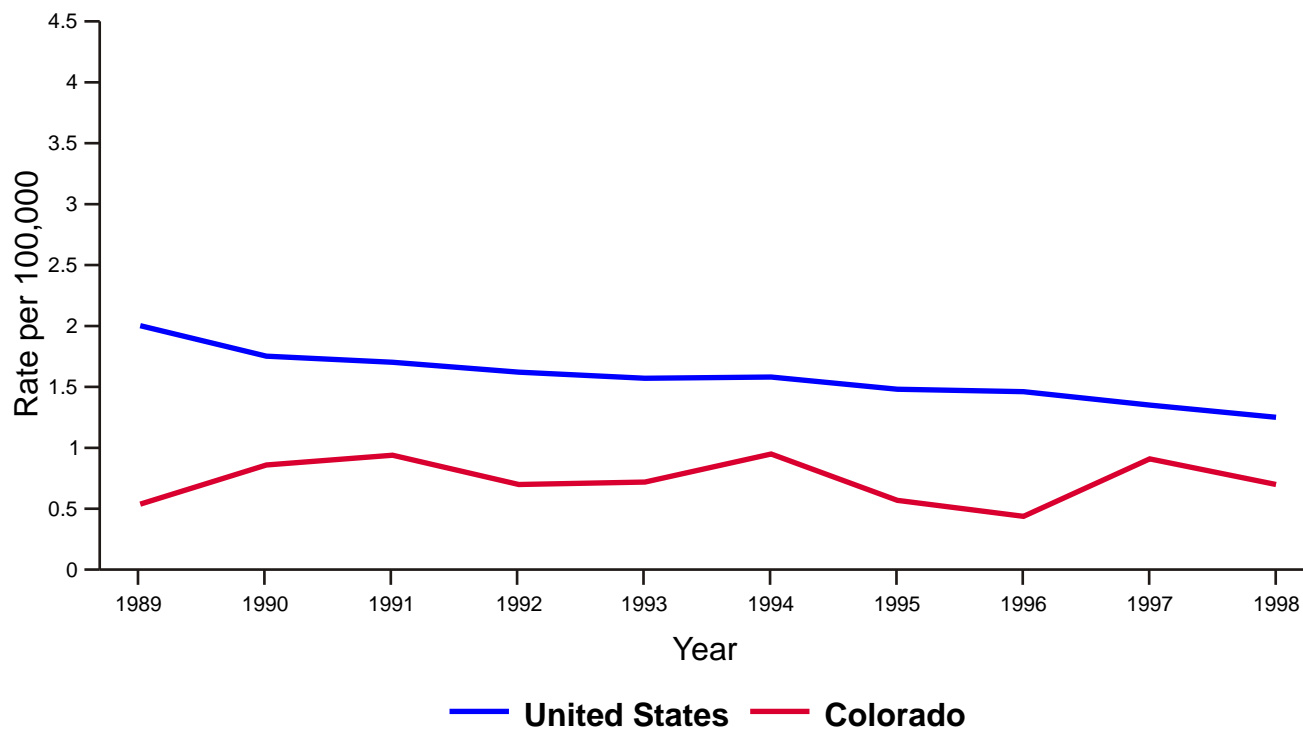
United States and Colorado 1989-1998



Unintentional Fire and Burn-Related Death Rates United States, 1996-1998



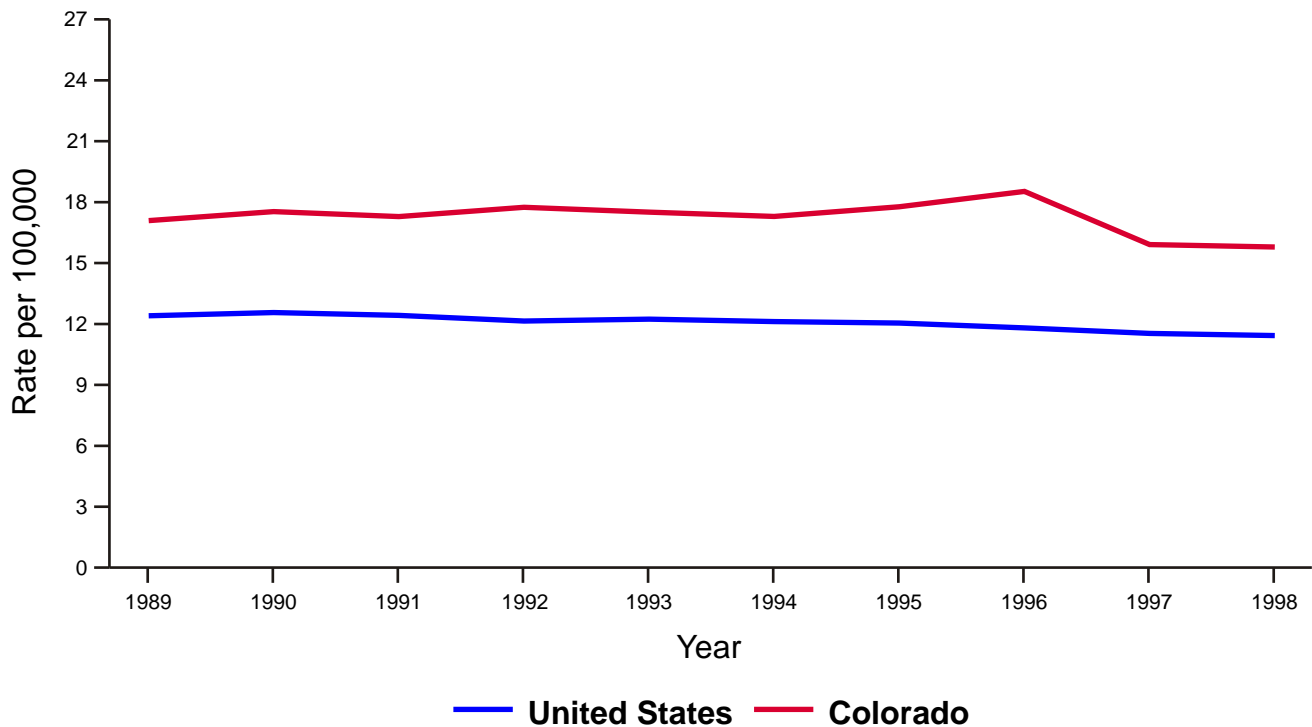
United States and Colorado 1989-1998



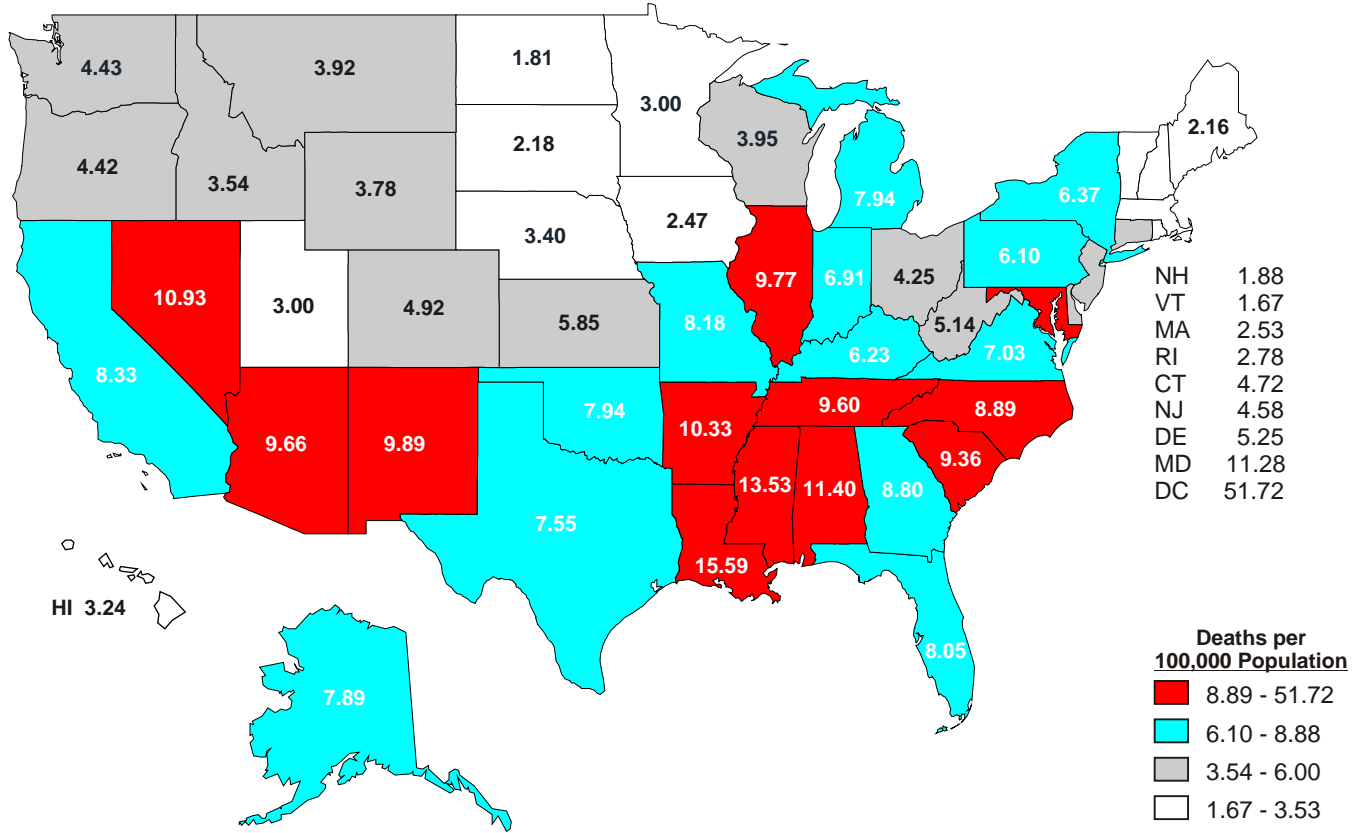
Suicide Death Rates United States, 1996-1998



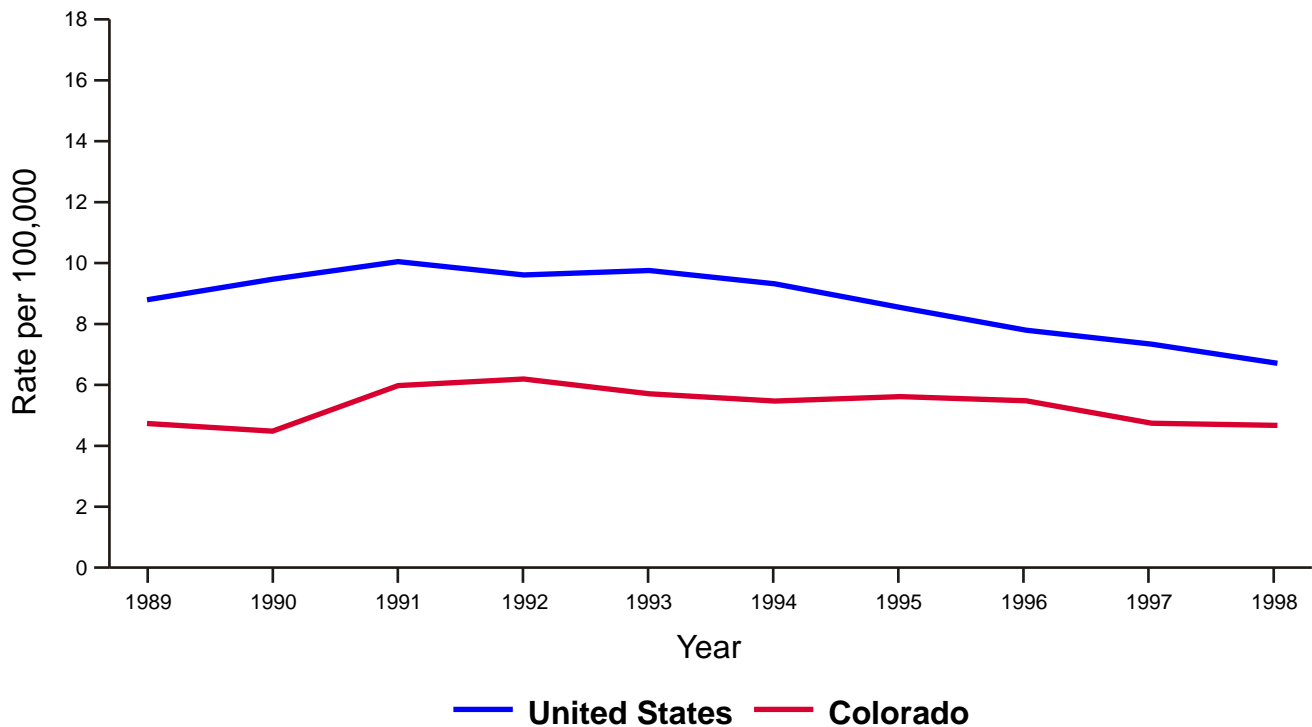
United States and Colorado 1989-1998



Homicide Death Rates United States, 1996-1998



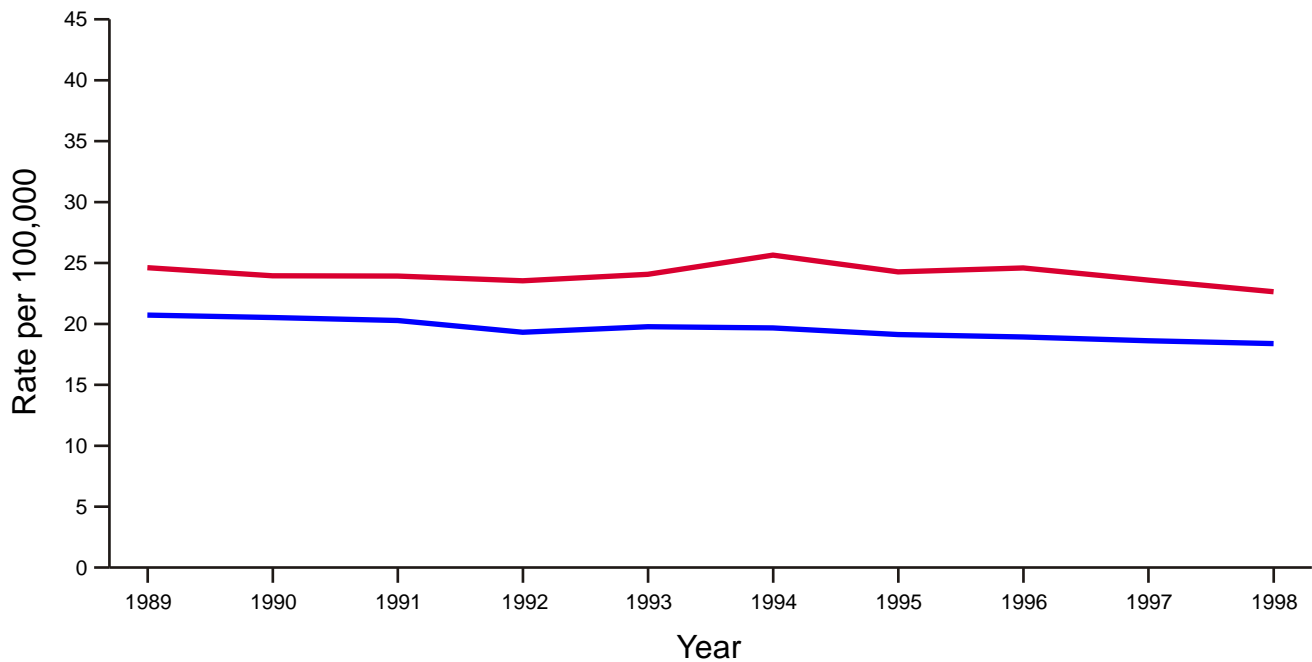
United States and Colorado 1989-1998



Traumatic Brain Injury-Related Death Rates* United States, 1996-1998



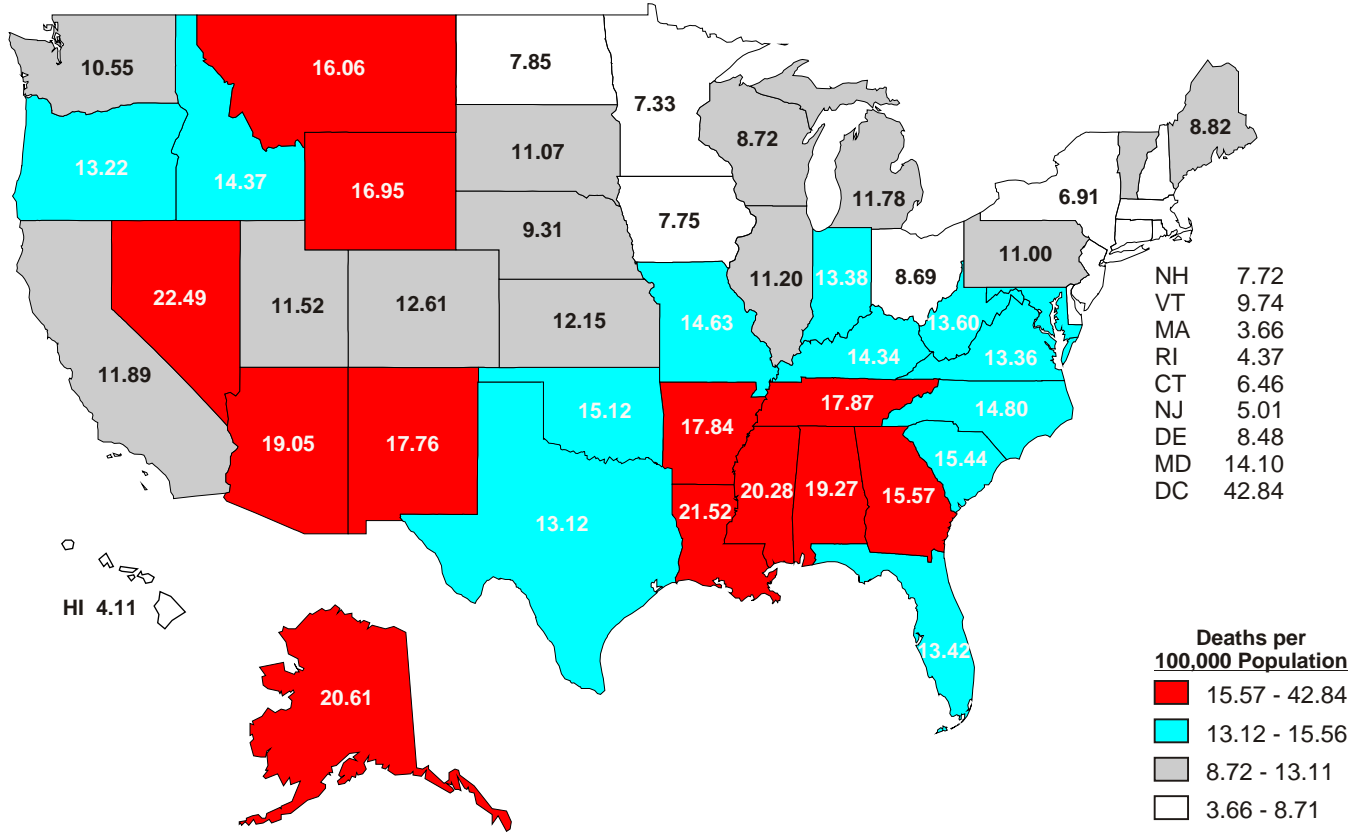
United States and Colorado 1989-1998



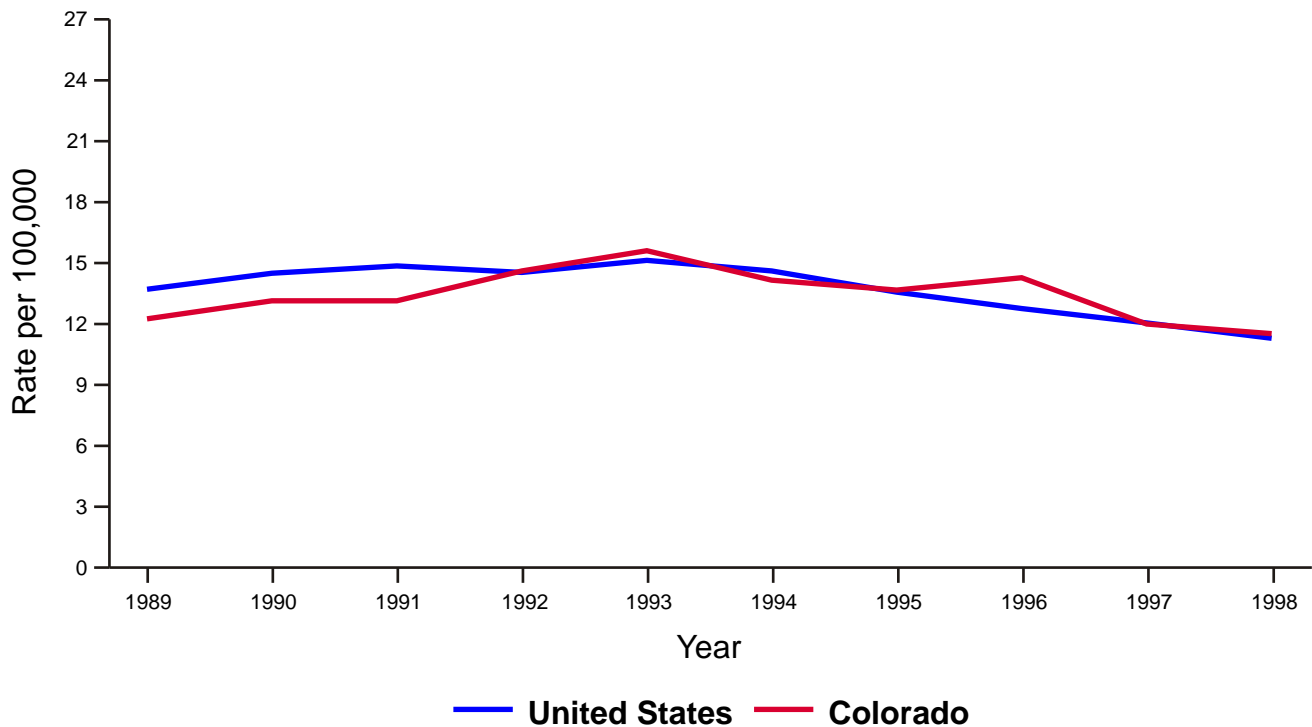
— United States — Colorado

* Includes unintentional and intentional deaths from motor vehicles, firearms, falls, and other causes (of determined and undetermined intent).

Firearm-Related Death Rates United States, 1996-1998

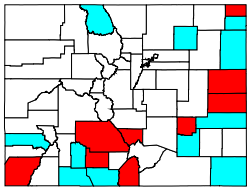


United States and Colorado 1989-1998

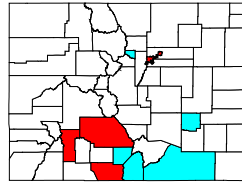


* Includes deaths from firearm suicide, firearm homicide, unintentional firearm-related deaths, and firearm-related deaths of undetermined intent.

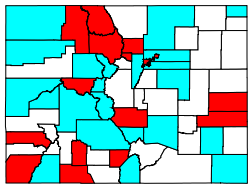
Colorado 1989-1998



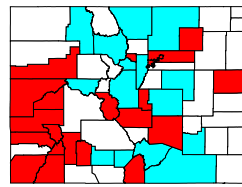
Motor Vehicle
604 Deaths/Year
 U.S. 16.4
 CO 16.9
 Excess Deaths/Year **19**



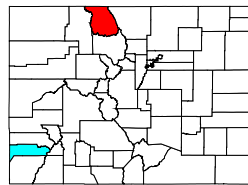
Homicides
195 Deaths/Year
 U.S. 8.7
 CO 5.3



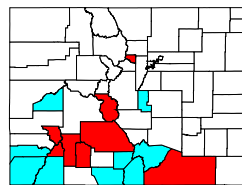
Falls
181 Deaths/Year
 U.S. 4.3
 CO 6.4
 Excess Deaths/Year **74**



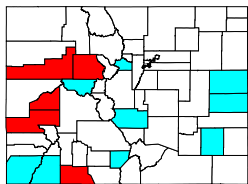
Suicides
606 Deaths/Year
 U.S. 12.0
 CO 17.1
 Excess Deaths/Year **186**



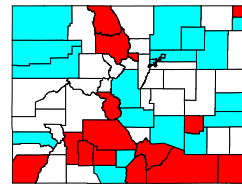
Fires/Burns
25 Deaths/Year
 U.S. 1.6
 CO 0.8



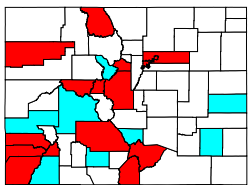
Firearms
476 Deaths/Year
 U.S. 13.7
 CO 13.4



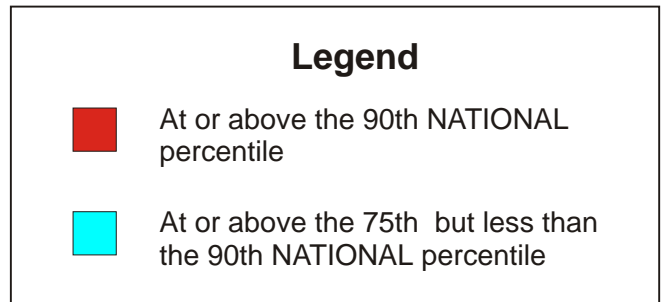
Drownings
48 Deaths/Year
 U.S. 1.7
 CO 1.3



Traumatic Brain Injury
812 Deaths/Year
 U.S. 18.5
 CO 23.2
 Excess Deaths/Year **170**



Poisonings
120 Deaths/Year
 U.S. 3.2
 CO 3.3
 Excess Deaths/Year **1**



CDC-Funded Injury Control Projects

SAFER·HEALTHIER·PEOPLE™

CDC-Funded Injury Control Projects in COLORADO

CDC's National Center for Injury Prevention and Control (NCIPC) funds eight programs in Colorado to build the state's ability to keep its citizens safe. Colorado is also home to one of the United States' 10 Injury Control Research Centers.

Injury Control Research Centers

The Colorado Injury Control Research Center

Injury Control Research Centers conduct research in the three core phases of injury control — prevention, acute care, and rehabilitation — and serve as training and information centers. ICRC research is interdisciplinary, incorporating medicine, engineering, epidemiology, law, and criminal justice, behavioral and social sciences, biostatistics, public health, and biomechanics. The Colorado ICRC focuses on preventing and controlling injuries in rural areas. The center conducts its work in three areas: administration and training, public education and information, and research. Its long-term goals are to develop programs that serve the region and are relevant for underserved rural populations, and to further develop population-based injury surveillance in Larimer County to evaluate injury prevention and control programs. (*Colorado Injury Control Research Center, Colorado State University*)

Core Injury Programs

State-Based Core Injury Program Development

Colorado is one of 23 states receiving CDC funding to establish a point of coordination for injury control efforts, assess injury data and surveillance resources within the state, and develop a state injury control plan. A core injury development program is a cooperative effort to develop or strengthen the capacity of state public health agencies to prevent and control injuries. These programs possess some combination of these features and tools:

- 1) injury prevention coordinator;
- 2) up-to-date profile of injuries within the state from existing data sources;
- 3) advisory structure to facilitate collaboration with public and private sector groups;
- 4) relationships with organizations, agencies, and individuals interested or experienced in injury prevention or control; and
- 5) a current plan for injury prevention and control based on the state's priorities.

In Colorado one funded program aims to improve surveillance data for the new Office of Suicide Prevention, support the graduated licensing program, gather information about location and mechanism of winter recreation-related injuries, and process data requests for the trauma registry. (*Colorado Department of Public Health and Environment*)

State-Based Core Injury Surveillance and Program Development

A second funded program focuses on surveillance to enhance the availability and use of high-quality injury data by individuals and organizations at local, state, and national levels. (*Colorado Department of Public Health and Environment*)

Acute Care and Rehabilitation

Traumatic Brain Injury Surveillance Program

This program characterizes the risk factors, incidence, external causes, severity, and short-term outcomes of traumatic brain injury (TBI) through population-based surveillance. These data will be used to develop prevention programs to address both the specific causes of TBI and populations at greatest risk. Data may also be used to improve injured persons' access to health care and other services needed after injury. (*Colorado Department of Public Health and Environment*)

Applied Research for Traumatic Brain Injury Surveillance and Follow-Up Registry

This research project seeks to prevent disability in persons with traumatic brain injury (TBI). Longitudinal surveillance for TBI-related disability will help better define the medical and social impact of these injuries on a population basis. The program examines the outcomes experienced by persons with TBI, specifically medical complications (impairments), functional limitations (disabilities), and community integration (social participation). (*Colorado Department of Public Health and Environment and Craig Hospital*)

Unintentional Injury

Program to Increase Booster Seat Use Among Children Riding in Motor Vehicles

This project has three goals:

- 1) to develop a system to measure booster seat use among children 4–8;
- 2) to increase booster seat use among children 4–8 in the target community, and
- 3) to evaluate the process, effect, and outcome of this program.

(*Colorado Department of Public Health and Environment*)

Intentional Injury

Cultural and Community Context of Perpetration of Intimate Violence in a Rural and Ethnic Community

The project will address both moderating and mediating factors related to intimate partner violence in rural minority communities in the United States. Moderating factors include social, cultural, and environmental factors relating to the occurrence of partner violence. Mediating factors are those social, cultural, and environmental factors that deter partner violence. Mediating factors include the role of such individual risk factors as substance use, unemployment, and disenfranchisement. This research will assist in developing effective, culturally appropriate prevention efforts. (*Colorado State University*)

Rape Prevention and Education

A nationwide grant program providing resources to states for rape prevention and education programs conducted by rape crisis centers, State sexual assault coalitions, and other public and private nonprofit entities for:

- 1) educational seminars;
- 2) operation of hotlines;
- 3) training programs for professionals;

- 4) preparation of informational material;
- 5) education and training programs for students and campus personnel designed to reduce the incidence of sexual assault at colleges and universities;
- 6) education and training to increase awareness about drugs to facilitate rapes or sexual assaults; and
- 7) other efforts to increase awareness about, or to help prevent, sexual assault, including efforts to increase awareness in underserved communities and awareness among individuals with disabilities.

(Colorado Department of Public Health and Environment)

Notes