

State Injury Profile for Georgia

The CDC State Injury Profiles

Gathering and sharing reliable data about the broad range of public health problems is among the many ways the Centers for Disease Control and Prevention protect the safety and health of Americans.

Policy makers and health care workers need access to the best, most current data available so they can make informed decisions about where to allocate limited resources to prevent diseases and injuries. Yet, many people find statistics difficult to understand and interpret. This State Injury Profile offers an easier way to look at statistics. Through maps and graphs, the Profile clearly shows how this state compares with others in the nation and what injury problems are most pressing.

CDC's National Center for Injury Prevention and Control gathers data about a broad range of intentional and unintentional injuries or what many people call 'violence' and 'accidents.' Injuries affect everyone. Injury is the leading cause of death for all Americans ages one to 34, and injury remains one of the leading causes of death, no matter how long someone may live.

Maps and graphs in this State Injury Profile show this state's death rates from in falls, poisoning, drowning, suffocation, fires and burns, suicide, homicide, traumatic brain injury and injuries related to firearms. The graphics show how this state compares with others and with mortality rates in the United States as a whole. You will also find a table showing the Ten Leading Causes of Death for the United States and for this state. **New this year** is a county-by-county map showing locations with higher death rates for each type of injury.

In addition to injury data, you'll also find a list of all CDC-funded injury prevention and research programs in this state for 2001.

DEPARTMENT OF HEALTH AND HUMAN SERVICES

Centers for Disease Control and Prevention
National Center for Injury Prevention and Control

To learn more

After you page through the State Injury Profile, if you want to know more, CDC has made it easy for you to find additional information about any injury and public health. Simply visit www.cdc.gov/ncipc. Or call the CDC National Center for Injury Prevention and Control, Office of Planning, Evaluation and Legislation at 1-770-488-4936.

These other resources offered or funded by the CDC may also interest you:

General information about injury in America

Customized data reports, www.cdc.gov/ncipc/wisqars

Consumer facts and tip sheets, www.cdc.gov/ncipc/safeusa or call the SafeUSA hotline toll free at 1-800-252-7751.

Intentional Injury

National Resource Center on Domestic Violence, 1-800-537-2238

National Sexual Violence Resource Center, www.nsvrc.org, or call 1-877-739-3895

National Violence Against Women Prevention Research Center, www.violenceagainstwomen.org, or call 1-843-792-2945

National Youth Violence Prevention Resource Center, www.safeyouth.org, or call 1-866-SAFEYOUTH (723-3968)

Violence Against Women Electronic Network (VAWnet), www.vawnet.org, or call 1-800-537-2238

Unintentional Injury

National Program for Playground Safety, www.uni.edu/playground, or call 1-800-554-PLAY (7529)

National Resource Center on Aging and Injury, www.olderadultinjury.org, or call 1-619-594-0986

State Injury Profile for Georgia 1989-1998

SAFER·HEALTHIER·PEOPLE™

United States

10 Leading Causes of Deaths by Age Group: 1996-1998

Rank	Age Groups										Total
	<1	1-4	5-9	10-14	15-24	25-34	35-44	45-54	55-64	65+	
1	Congenital Anomalies 18,771	Unintentional Injuries 6,087	Unintentional Injuries 4,666	Unintentional Injuries 5,392	Unintentional Injuries 40,525	Unintentional Injuries 37,468	Malignant Neoplasms 51,170	Malignant Neoplasms 135,803	Malignant Neoplasms 260,166	Heart Disease 1,824,785	Heart Disease 2,185,194
2	Short Gestation 11,928	Congenital Anomalies 1,791	Malignant Neoplasms 1,557	Malignant Neoplasms 1,514	Homicide 18,200	Suicide 16,898	Unintentional Injuries 43,925	Heart Disease 105,367	Heart Disease 198,361	Malignant Neoplasms 1,150,087	Malignant Neoplasms 1,620,642
3	SIDS 8,863	Malignant Neoplasms 1,227	Congenital Anomalies 662	Suicide 918	Suicide 12,679	Homicide 15,068	Heart Disease 40,037	Unintentional Injuries 31,208	Bronchitis Emphysema Asthma 30,317	Cerebro-vascular 419,998	Cerebro-vascular 478,181
4	Respiratory Distress Synd. 3,958	Homicide 1,194	Homicide 523	Homicide 908	Malignant Neoplasms 4,976	HIV 14,953	HIV 26,456	Cerebro-vascular 17,196	Cerebro-vascular 29,005	Bronchitis Emphysema Asthma 283,777	Bronchitis Emphysema Asthma 327,640
5	Maternal Complications 3,836	Heart Disease 643	Heart Disease 413	Congenital Anomalies 613	Heart Disease 3,124	Malignant Neoplasms 13,837	Suicide 20,308	Liver Disease 16,797	Diabetes 25,504	Pneumonia & Influenza 235,529	Unintentional Injuries 288,427
6	Placenta Cord Membranes 2,870	Pneumonia & Influenza 494	Pneumonia & Influenza 218	Heart Disease 560	Congenital Anomalies 1,252	Heart Disease 9,843	Homicide 11,138	Suicide 14,916	Unintentional Injuries 21,316	Diabetes 142,639	Pneumonia & Influenza 262,047
7	Perinatal Infections 2,348	Septicemia 245	HIV 194	Bronchitis Emphysema Asthma 287	HIV 883	Cerebro-vascular 2,068	Liver Disease 10,518	Diabetes 12,979	Liver Disease 15,844	Unintentional Injuries 95,191	Diabetes 189,154
8	Unintentional Injuries 2,323	HIV 233	Bronchitis Emphysema Asthma 159	Pneumonia & Influenza 180	Bronchitis Emphysema Asthma 677	Diabetes 1,903	Cerebro-vascular 8,159	HIV 12,892	Pneumonia & Influenza 11,228	Alzheimer's Disease 65,647	Suicide 92,013
9	Pneumonia & Influenza 1,358	Perinatal Period 210	Benign Neoplasms 134	Cerebro-vascular 140	Pneumonia & Influenza 638	Pneumonia & Influenza 1,633	Diabetes 5,622	Bronchitis Emphysema Asthma 8,467	Suicide 8,834	Nephritis 65,296	Nephritis 75,817
10	Intrauterine Hypoxia 1,341	Benign Neoplasms 188	Cerebro-vascular 102	HIV 139	Cerebro-vascular 533	Liver Disease 1,592	Pneumonia & Influenza 4,255	Pneumonia & Influenza 6,493	Septicemia 5,704	Septicemia 54,428	Liver Disease 75,414

United States Total Number of Injury Deaths

<u>Cause</u>	<u>Deaths</u>	<u>Percent</u>
Unintentional Injury	288,427	65.6%
Intentional	151,102	34.4%
Total (1996-1998)	439,529	100.0%

Average Number of Injury Deaths per Year
In the United States = **146,510**

Georgia

10 Leading Causes of Deaths by Age Group: 1996-1998

Rank	Age Groups										Total
	<1	1-4	5-9	10-14	15-24	25-34	35-44	45-54	55-64	65+	
1	Congenital Anomalies 593	Unintentional Injuries 225	Unintentional Injuries 216	Unintentional Injuries 208	Unintentional Injuries 1,475	Unintentional Injuries 1,255	Malignant Neoplasms 1,595	Malignant Neoplasms 4,108	Malignant Neoplasms 7,265	Heart Disease 40,948	Heart Disease 53,142
2	Short Gestation 511	Congenital Anomalies 57	Malignant Neoplasms 41	Malignant Neoplasms 48	Homicide 545	HIV 756	Heart Disease 1,478	Heart Disease 3,752	Heart Disease 6,348	Malignant Neoplasms 24,922	Malignant Neoplasms 38,585
3	SIDS 326	Homicide 30	Congenital Anomalies 16	Homicide 28	Suicide 356	Homicide 545	Unintentional Injuries 1,384	Unintentional Injuries 1,009	Cerebro-vascular 1,119	Cerebro-vascular 10,284	Cerebro-vascular 12,679
4	Respiratory Distress Synd. 166	Heart Disease 26	Heart Disease 12	Heart Disease 23	Malignant Neoplasms 140	Suicide 518	HIV 1,152	Cerebro-vascular 779	Bronchitis Emphysema Asthma 928	Bronchitis Emphysema Asthma 6,397	Unintentional Injuries 9,232
5	Perinatal Infections 107	Malignant Neoplasms 26	Pneumonia & Influenza 10	Suicide 19	Heart Disease 126	Malignant Neoplasms 436	Suicide 595	HIV 503	Unintentional Injuries 708	Pneumonia & Influenza 5,478	Bronchitis Emphysema Asthma 7,784
6	Maternal Complications 98	Pneumonia & Influenza 16	Homicide 8	Congenital Anomalies 10	HIV 61	Heart Disease 374	Homicide 440	Suicide 432	Diabetes 603	Diabetes 2,753	Pneumonia & Influenza 6,519
7	Unintentional Injuries 83	Septicemia 15	Benign Neoplasms 6	Cerebro-vascular 6	Congenital Anomalies 36	Cerebro-vascular 93	Cerebro-vascular 327	Liver Disease 430	Liver Disease 415	Unintentional Injuries 2,664	Diabetes 3,956
8	Placenta Cord Membranes 73	Anemias 11	Cerebro-vascular 6	Pneumonia & Influenza 6	Pneumonia & Influenza 29	Pneumonia & Influenza 69	Liver Disease 246	Diabetes 346	Pneumonia & Influenza 395	Septicemia 2,016	HIV 2,703
9	Neonatal Hemorrhage 56	HIV 11	Septicemia 6	Meningo-coccal 5	Cerebro-vascular 26	Diabetes 61	Pneumonia & Influenza 195	Bronchitis Emphysema Asthma 313	Septicemia 265	Nephritis 1,886	Septicemia 2,637
10	Pneumonia & Influenza 54	Cerebro-vascular 7	HIV 5	Bronchitis Emphysema Asthma 4	Diabetes 22	Septicemia 51	Diabetes 169	Pneumonia & Influenza 267	2 Tied	Alzheimer's Disease 1,787	Suicide 2,592

Georgia Total Number of Injury Deaths

<u>Cause</u>	<u>Deaths</u>	<u>Percent</u>
Unintentional Injury	9,232	66.5%
Intentional Injury	4,652	33.5%
Total (1996-1998)	13,884	100.0%

Average Number of Injury Deaths per Year
In Georgia = **4,628**

1996-1998 Leading Causes of Death

Unintentional Injury

United States Unintentional Injury

<u>Cause</u>	<u>Deaths</u>	<u>Percent</u>
MV Traffic	127,053	44.1%
Fall	35,745	12.4%
Poisoning	30,474	10.6%
Suffocation	13,325	4.6%
Drowning	12,416	4.3%
Fire/Burn	10,809	3.7%
Other Causes	<u>58,605</u>	<u>20.3%</u>
	288,427	100.0%

Georgia Only Unintentional Injury

<u>Cause</u>	<u>Deaths</u>	<u>Percent</u>
MV Traffic	4,703	50.9%
Fall	1,095	11.9%
Poisoning	622	6.7%
Fire/Burn	427	4.6%
Suffocation	422	4.6%
Other Causes	<u>1,963</u>	<u>21.3%</u>
	9,232	100.0%

Intentional Injury

United States Suicide

<u>Cause</u>	<u>Deaths</u>	<u>Percent</u>
Firearm	53,156	57.8%
Suffocation	16,469	17.9%
Poisoning	15,280	16.6%
Other Causes	<u>7,108</u>	<u>7.7%</u>
	92,013	100.0%

Georgia Only Suicide

<u>Cause</u>	<u>Deaths</u>	<u>Percent</u>
Firearm	1,889	72.9%
Poisoning	309	11.9%
Suffocation	292	11.3%
Other Causes	<u>102</u>	<u>3.9%</u>
	2,592	100.0%

United States Homicide and Legal Intervention

<u>Cause</u>	<u>Deaths</u>	<u>Percent</u>
Firearm	39,951	67.6%
Cut/Pierce	6,955	11.8%
Suffocation	2,147	3.6%
Other Causes	<u>10,036</u>	<u>17.0%</u>
	59,089	100.0%

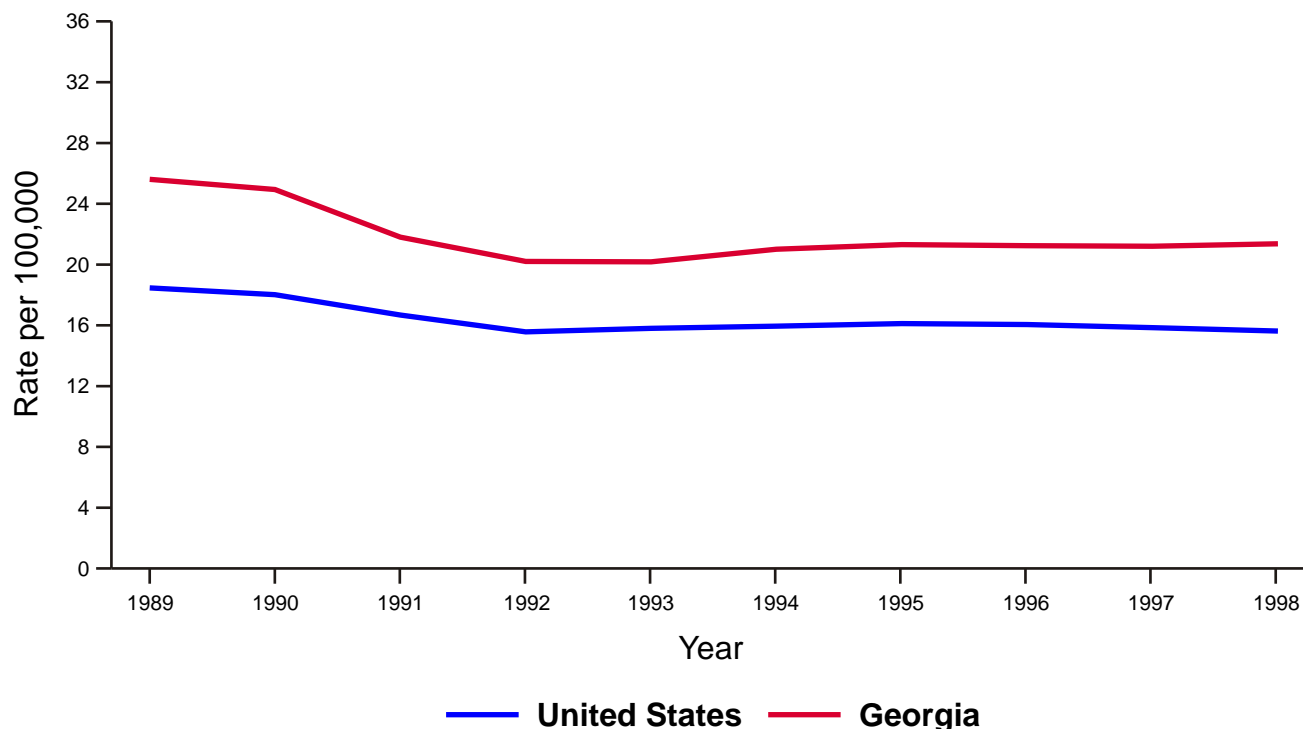
Georgia Only Homicide and Legal Intervention

<u>Cause</u>	<u>Deaths</u>	<u>Percent</u>
Firearm	1,417	68.8%
Cut/Pierce	240	11.7%
Suffocation	62	3.0%
Other Causes	<u>341</u>	<u>16.6%</u>
	2,060	100.1%

Unintentional Motor Vehicle, Traffic-Related Death Rates United States, 1996-1998



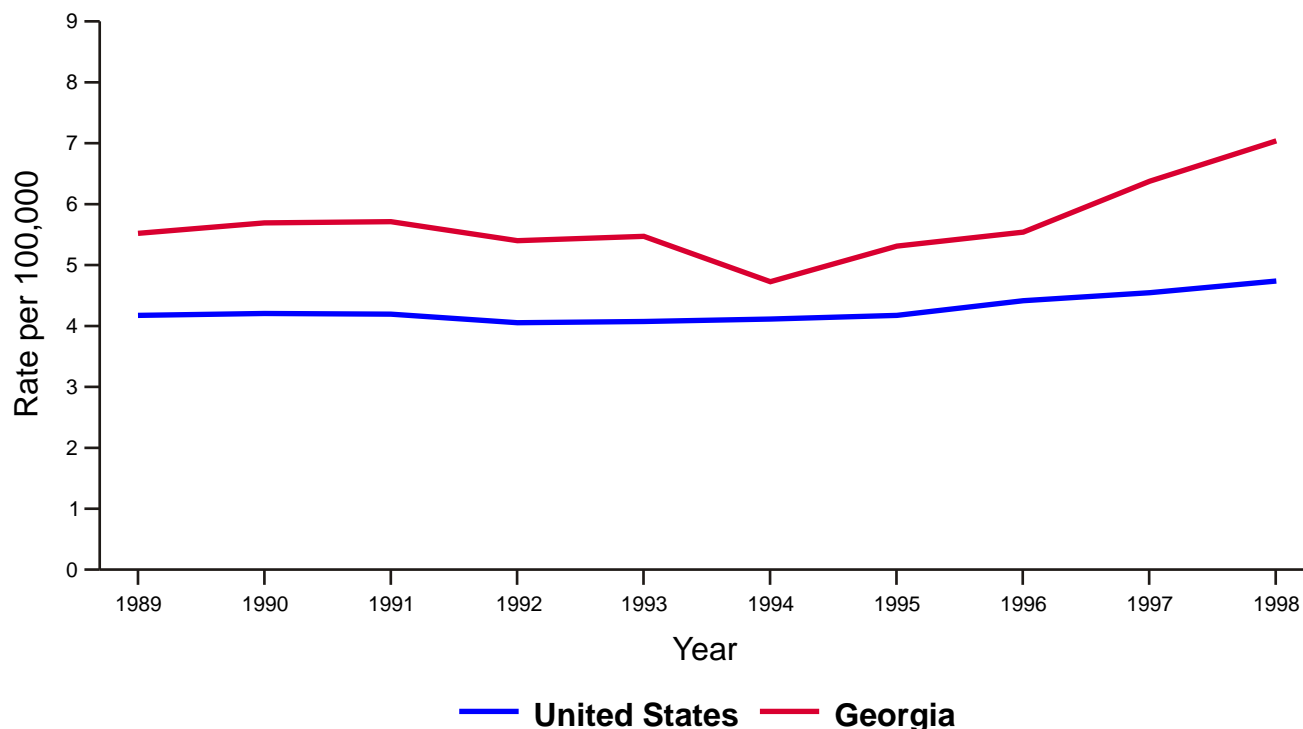
United States and Georgia 1989-1998



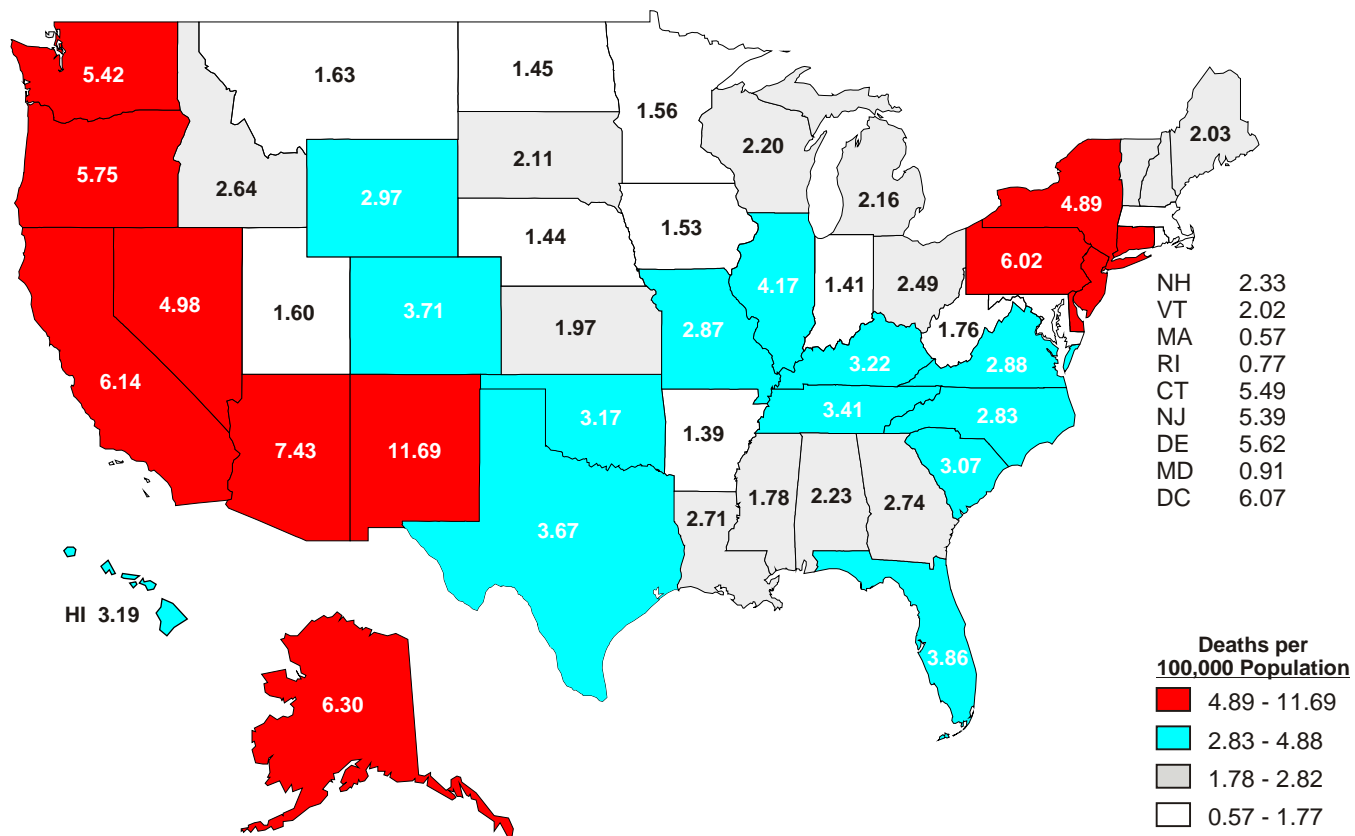
Unintentional Fall Death Rates United States, 1996-1998



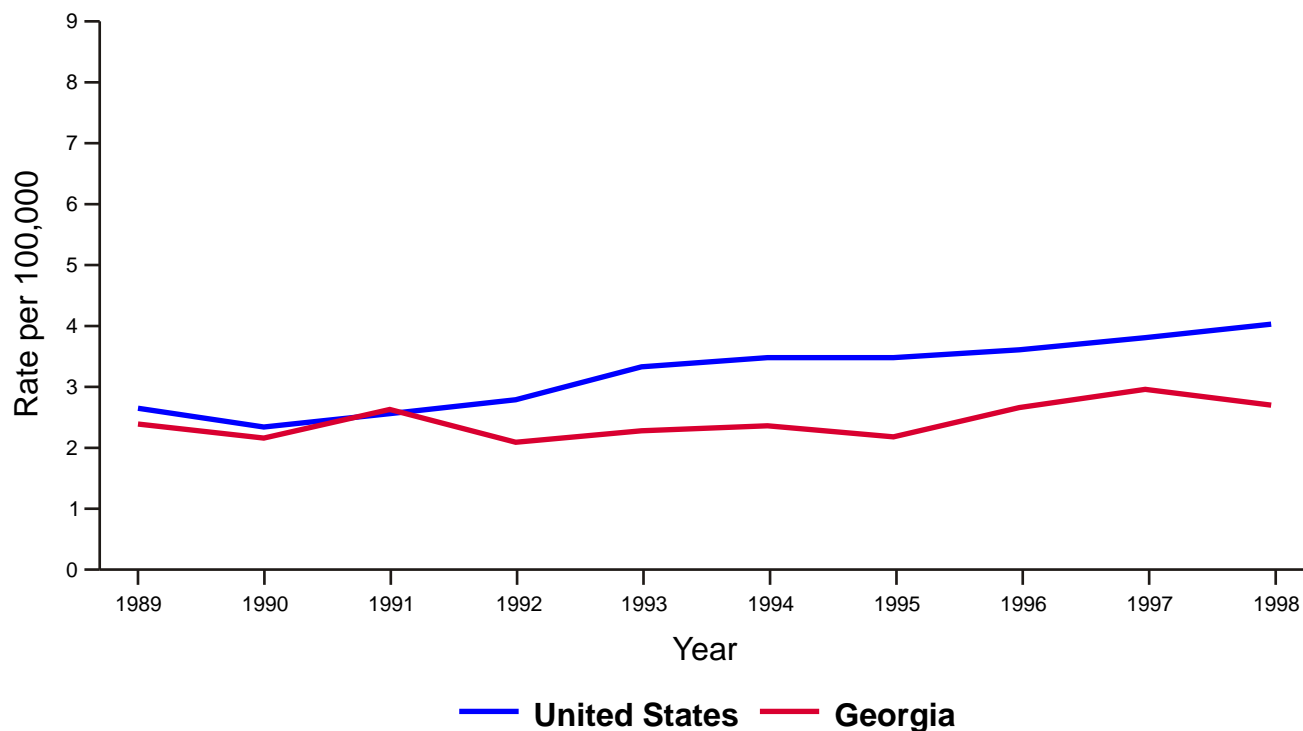
United States and Georgia 1989-1998



Unintentional Poisoning Death Rates United States, 1996-1998



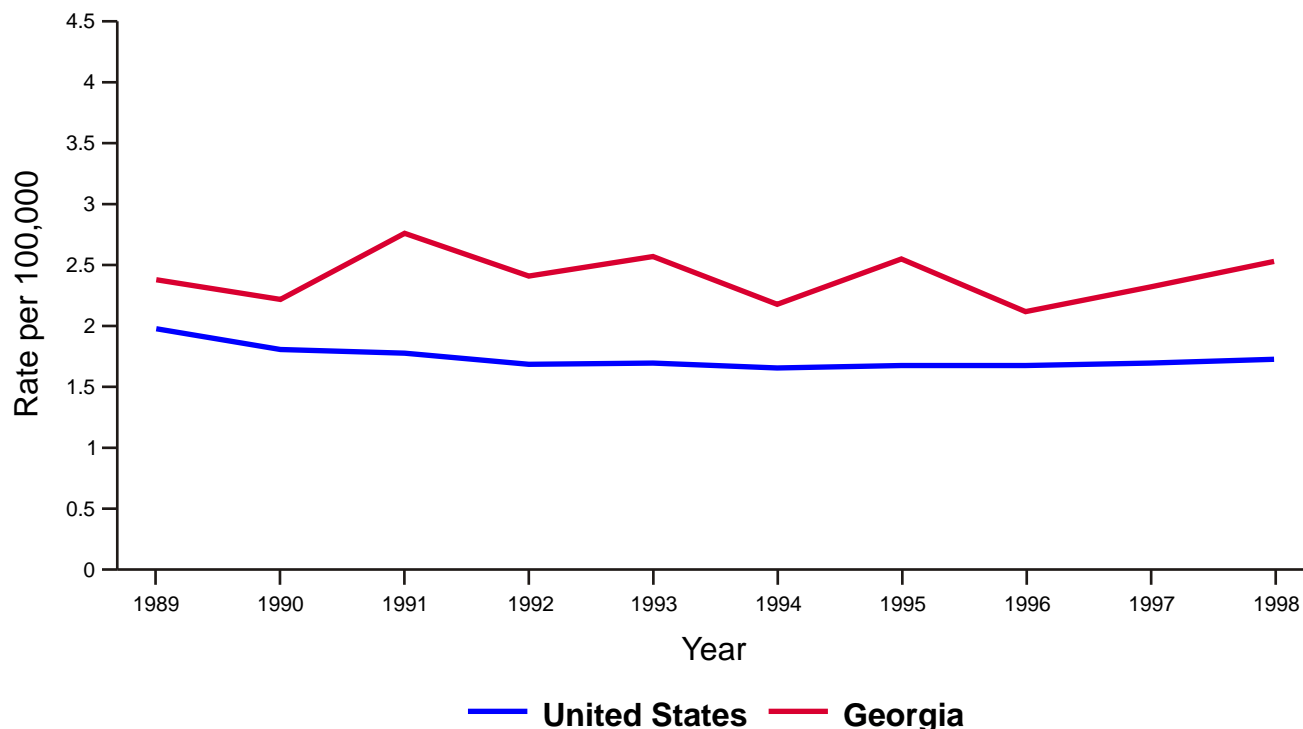
United States and Georgia 1989-1998



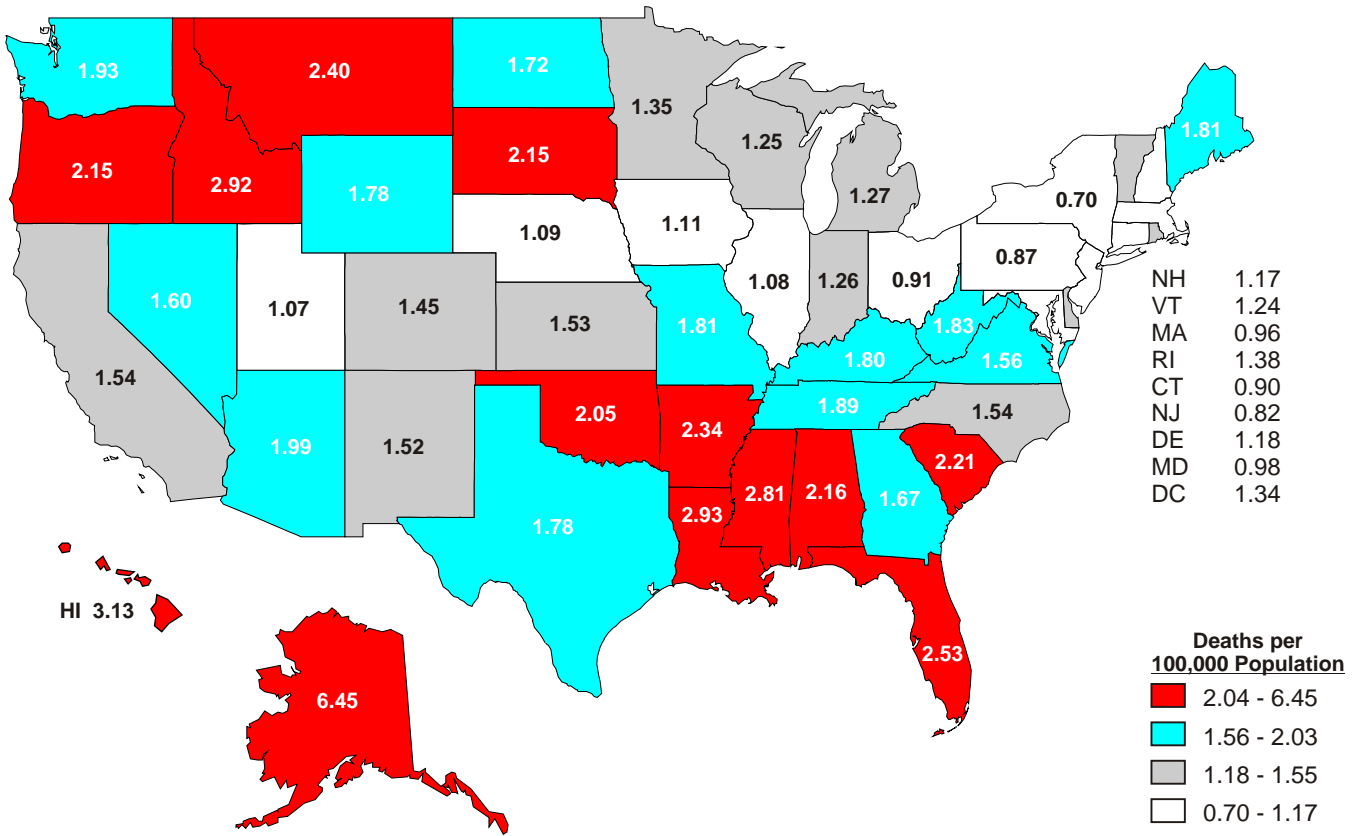
Unintentional Suffocation Death Rates United States, 1996-1998



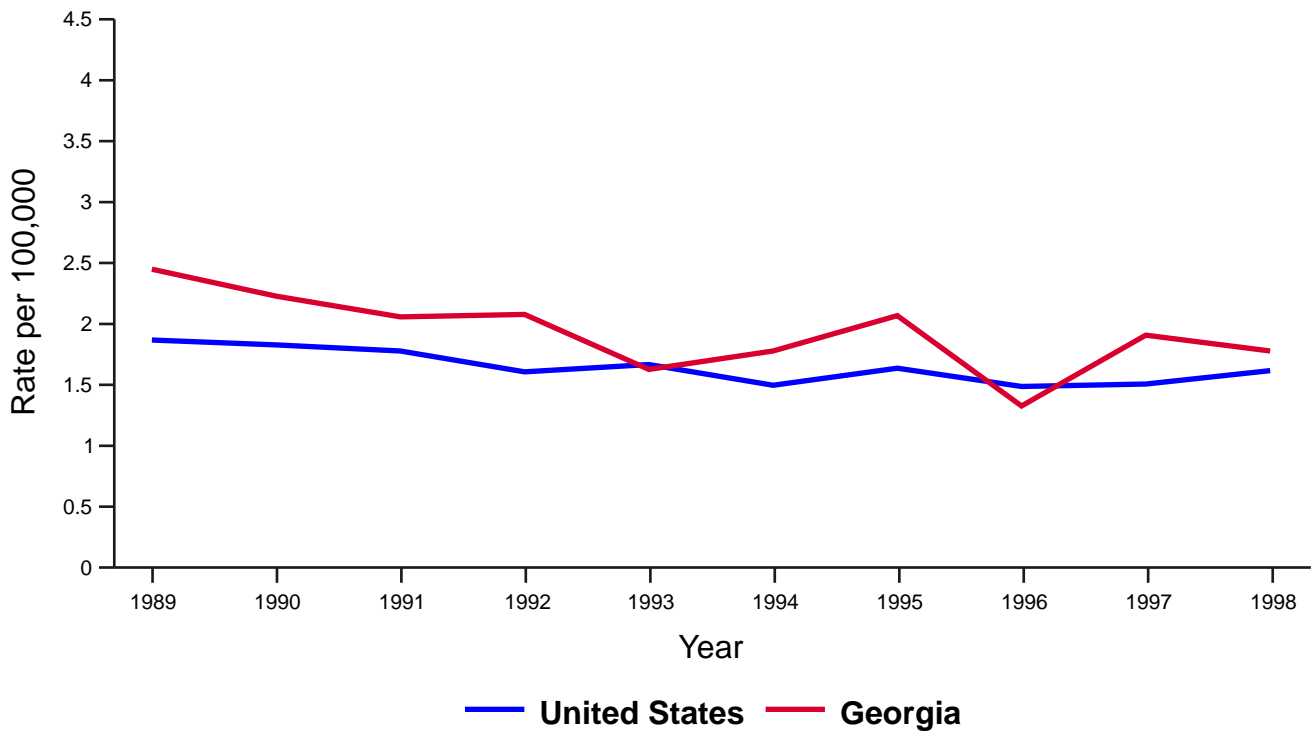
United States and Georgia 1989-1998



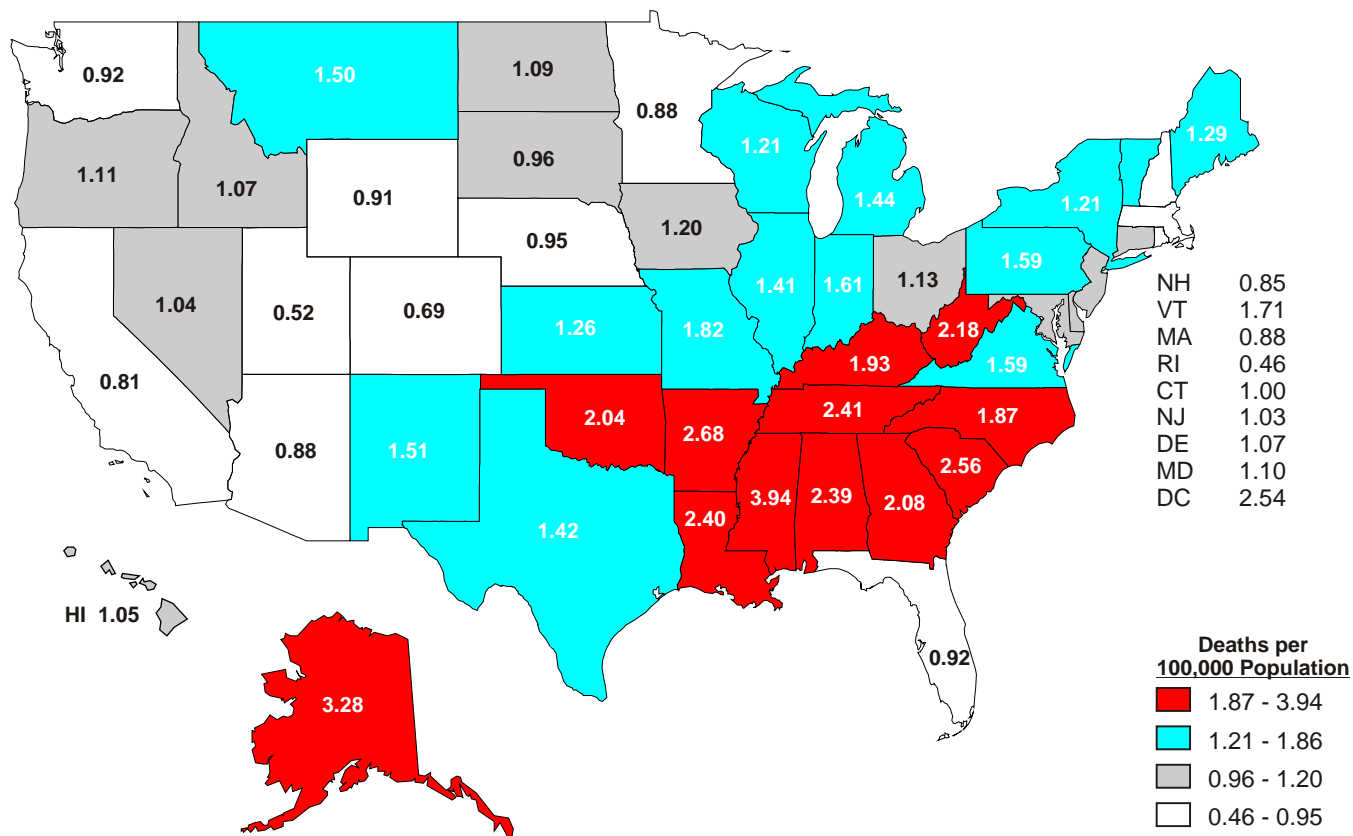
Unintentional Drowning Death Rates United States, 1996-1998



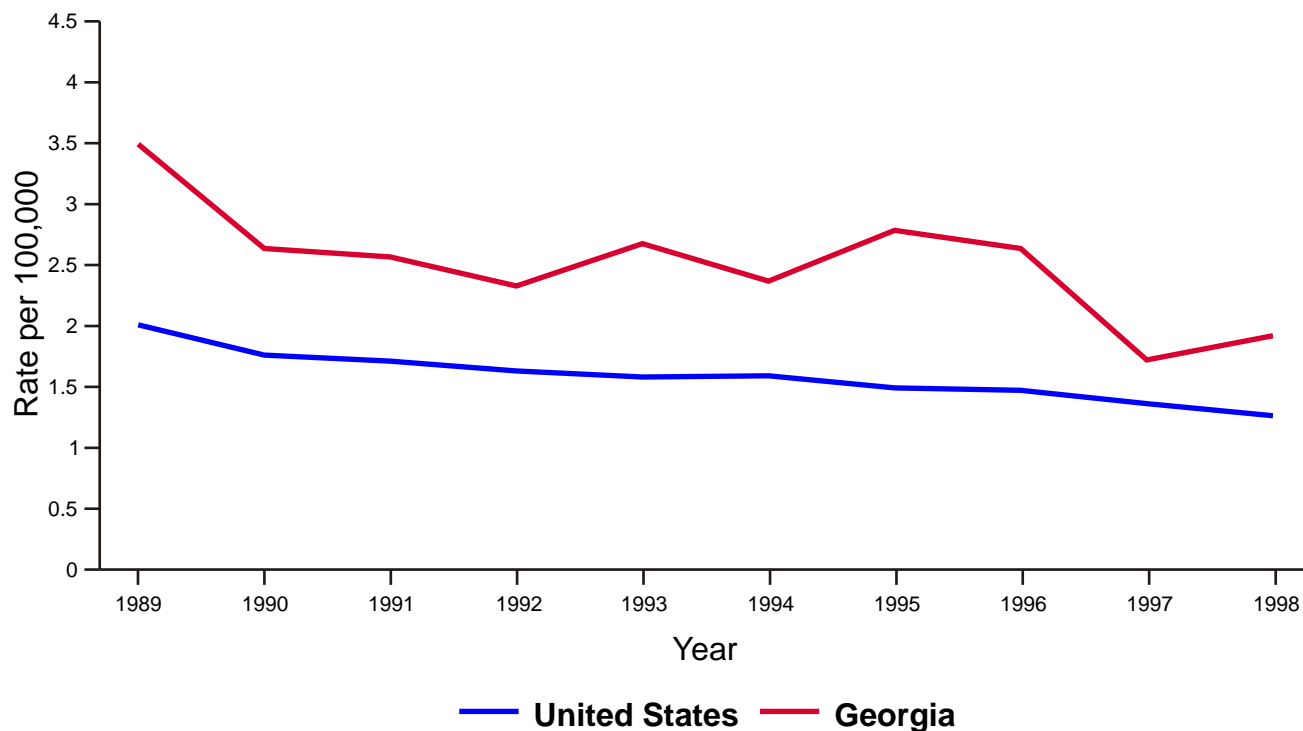
United States and Georgia 1989-1998



Unintentional Fire and Burn-Related Death Rates United States, 1996-1998



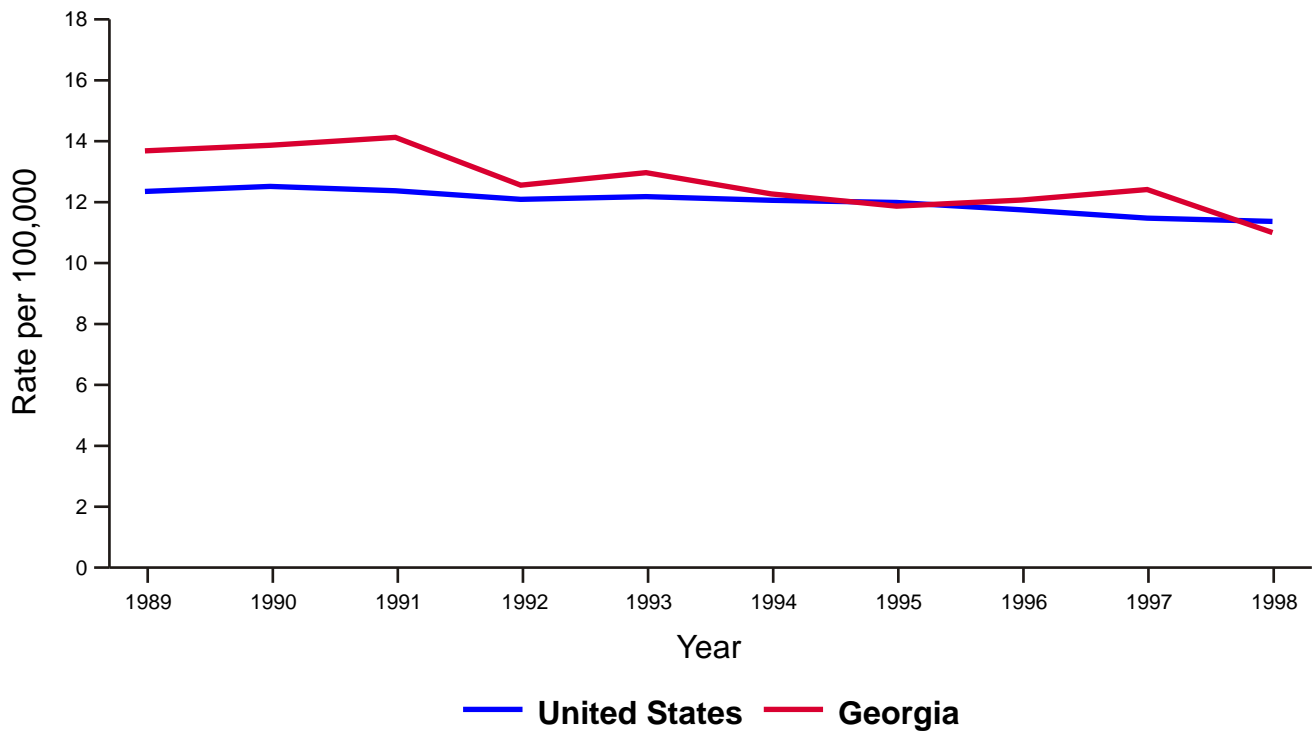
United States and Georgia 1989-1998



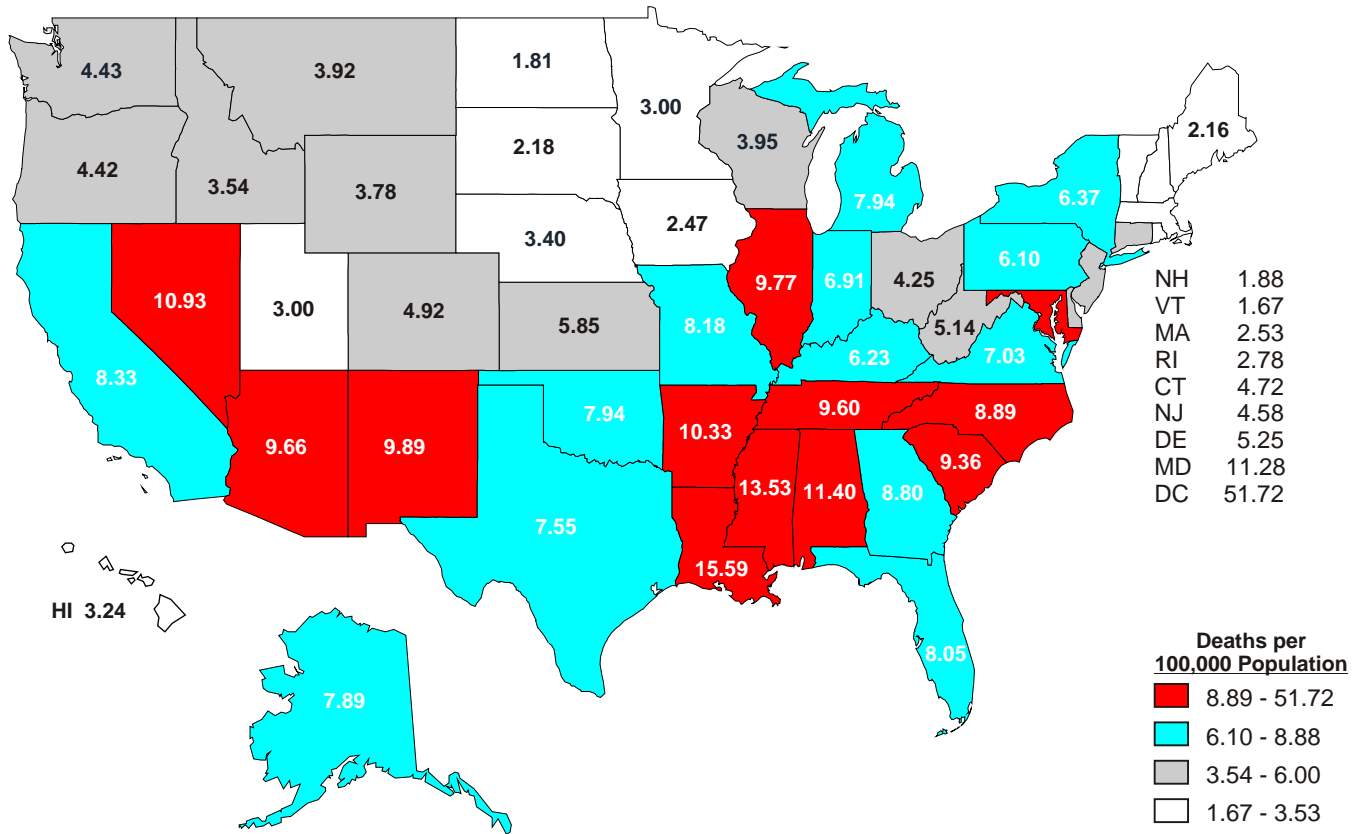
Suicide Death Rates United States, 1996-1998



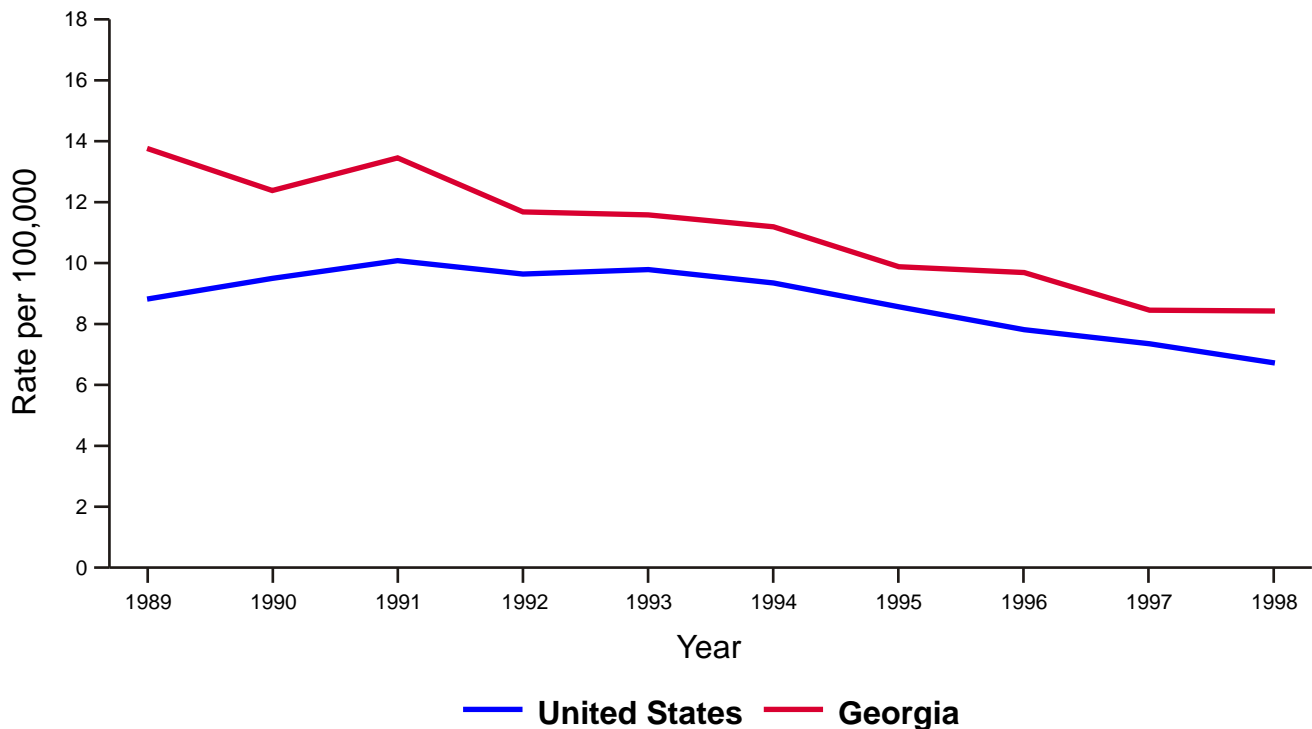
United States and Georgia 1989-1998



Homicide Death Rates United States, 1996-1998



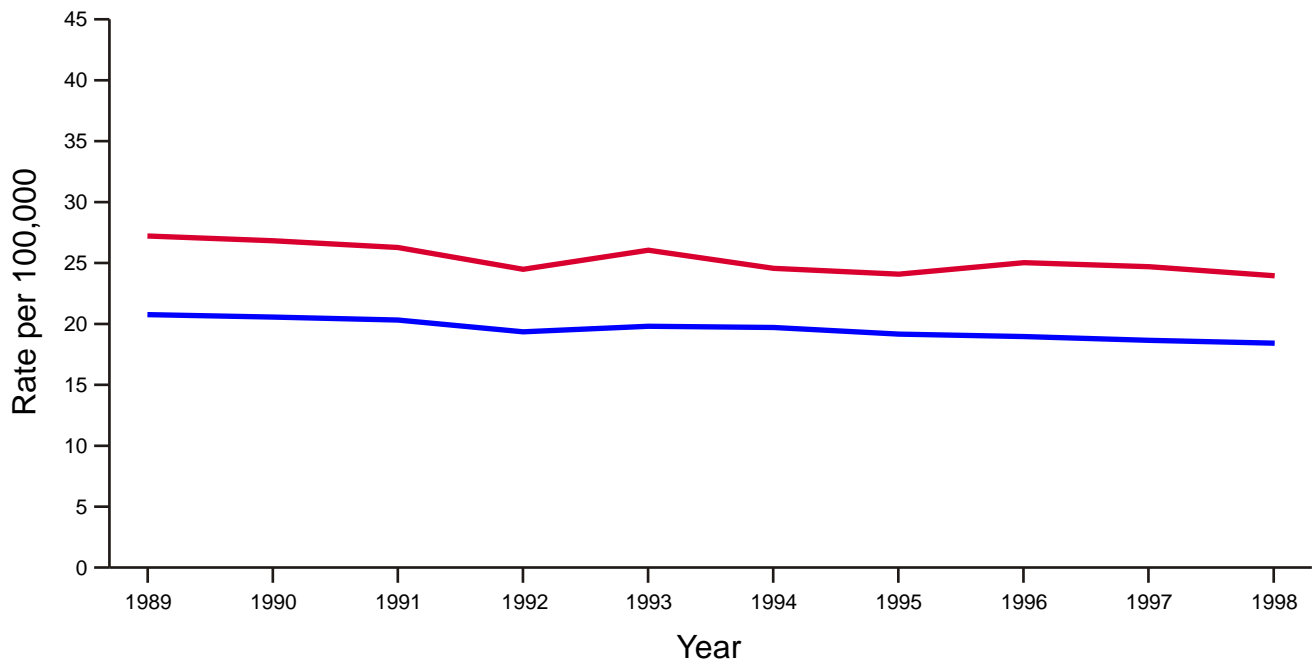
United States and Georgia 1989-1998



Traumatic Brain Injury-Related Death Rates* United States, 1996-1998



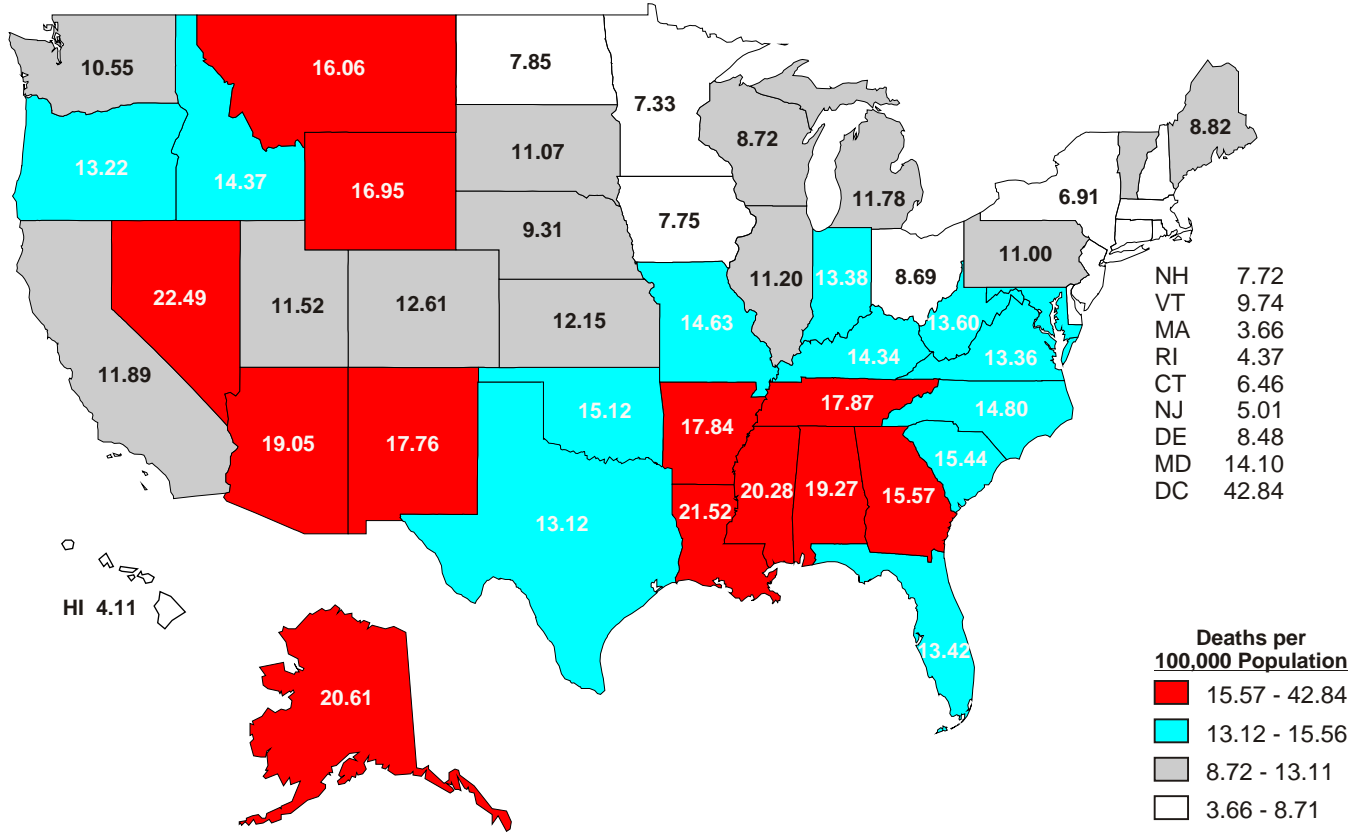
United States and Georgia 1989-1998



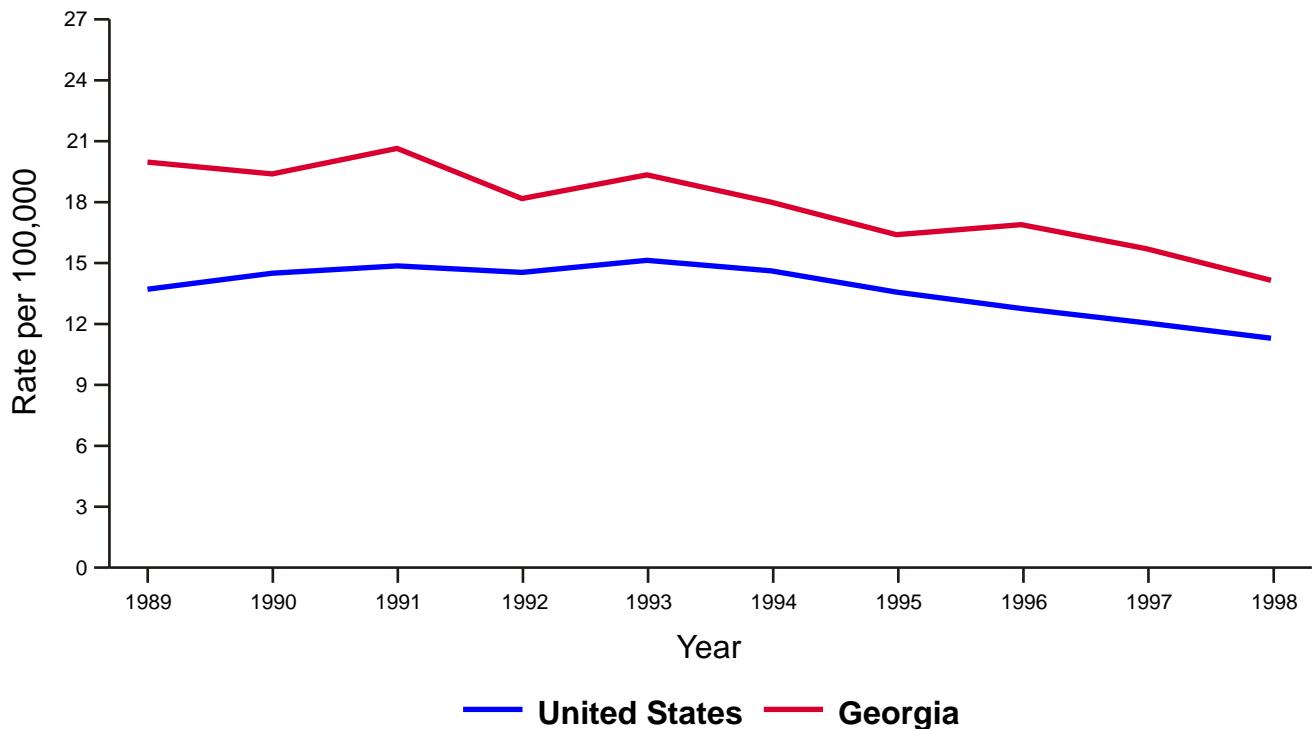
— United States — Georgia

* Includes unintentional and intentional deaths from motor vehicles, firearms, falls, and other causes (of determined and undetermined intent).

Firearm-Related Death Rates United States, 1996-1998

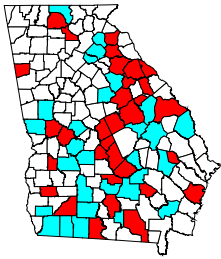


United States and Georgia 1989-1998

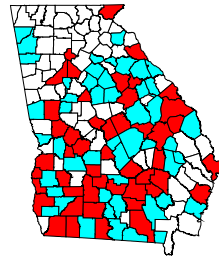


* Includes deaths from firearm suicide, firearm homicide, unintentional firearm-related deaths, and firearm-related deaths of undetermined intent.

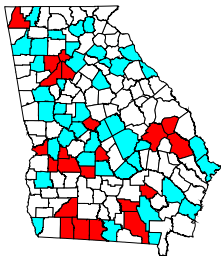
Georgia 1989-1998



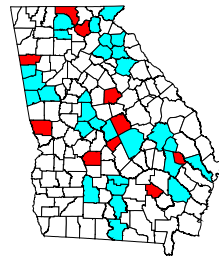
Motor Vehicle
1,509 Deaths/Year
U.S. 16.4
GA 21.8
Excess Deaths/Year **378**



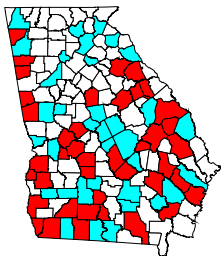
Homicides
800 Deaths/Year
U.S. 8.7
GA 11.0
Excess Deaths/Year **156**



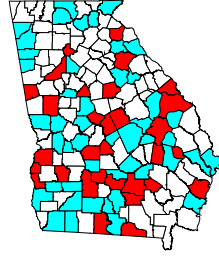
Falls
301 Deaths/Year
U.S. 4.3
GA 5.7
Excess Deaths/Year **98**



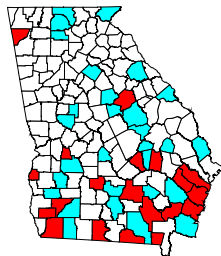
Suicides
854 Deaths/Year
U.S. 12.0
GA 12.6
Excess Deaths/Year **45**



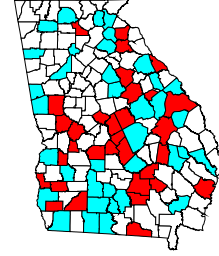
Fires/Burns
163 Deaths/Year
U.S. 1.6
GA 2.5
Excess Deaths/Year **64**



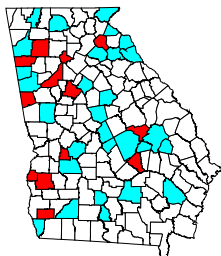
Firearms
1,249 Deaths/Year
U.S. 13.7
GA 17.8
Excess Deaths/Year **286**



Drownings
136 Deaths/Year
U.S. 1.7
GA 1.9
Excess Deaths/Year **18**





Traumatic Brain Injury
1,538 Deaths/Year
U.S. 18.5
GA 22.5
Excess Deaths/Year **283**



Poisonings
168 Deaths/Year
U.S. 3.2
GA 2.4

Legend

-  At or above the 90th NATIONAL percentile
-  At or above the 75th but less than the 90th NATIONAL percentile

CDC-Funded Injury Control Projects

SAFER·HEALTHIER·PEOPLE™

CDC-Funded Injury Control Projects in GEORGIA

CDC's National Center for Injury Prevention and Control (NCIPC) funds six programs in Georgia to build the state's ability to keep its citizens safe. Four are managed by the Georgia Department of Human Resources.

Core Injury Programs

State-Based Core Injury Program Development

Georgia is one of 23 states receiving CDC funding to establish a point of coordination for injury control efforts, assess injury data and surveillance resources within the state, and develop a state injury control plan. A core injury development program is a cooperative effort to develop or strengthen the capacity of state public health agencies to prevent and control injuries. These programs possess some combination of these features and tools:

- 1) injury prevention coordinator;
- 2) up-to-date profile of injuries within the state from existing data sources;
- 3) advisory structure to facilitate collaboration with public and private sector groups;
- 4) relationships with organizations, agencies, and individuals interested or experienced in injury prevention or control; and
- 5) a current plan for injury prevention and control based on the state's priorities.

This advanced capacity-building program will analyze data to define the magnitude of Georgia's injury problem, produce and disseminate written reports using 11 core data sets, determine the need for injury data from different sources to be linked, prepare an expanded Georgia Injury Data Profile, update the state injury plan, expand the Georgia Injury Advisory Council, coordinate public health injury activities, and establish and review the five minimum components used to define a Core Injury Program. (*Georgia Department of Human Resources*)

Unintentional Injury

Prevention of Fire-Related Injuries

This project aims to increase the prevalence of functional smoke alarms in high-risk homes from 50% to 80% in each target community. It also seeks to increase the proportion of high-risk homes that have an adequate number of functional smoke alarms on each habitable floor from 40% to 80%. (*Georgia Department of Human Resources*)

Multifaceted Program for the Prevention of Dog Bite-Related Injuries

Education and media campaigns will target children, adults, parents, dog owners, canine-related professionals, and health care providers. Program staff will conduct a community needs assessment, implement a random, digit dial telephone survey, and track dog bite-related injuries through emergency departments. Coordinators will evaluate process, impact, and outcomes. (*Georgia Department of Human Resources*)

Intentional Injury

Evaluation Research Study in the Area of Aggression and Interpersonal Youth Violence

A multi-site evaluation study will assess the outcome and cost-effectiveness of a school-based violence prevention intervention that uses social and conflict resolution skills. This study will help determine whether middle-school interventions should promote anti-violence norms and behavioral practices that affect all children, whether they should target high-risk youth and families for intensive coordinated service or whether both approaches should be used.

(UGA Research Foundation, Inc., Athens)

Prevention of Sexual Assault in High-Risk Women

Previous victimization has been shown to increase risk of subsequent assault, and research suggests that women with a history of victimization need specially tailored prevention programs. This project will evaluate a program designed to reduce the risk for revictimization. The trial program uses psycho education and training to help the target group identify personal risk factors and develop problem solving skills and assertiveness to be used in risky situations. Researchers will examine factors such as risk recognition, assertiveness, and psychological functioning to determine which factors or combination of factors contribute most to reducing victimization.

(University of Georgia)

Rape Prevention and Education

A nationwide grant program providing resources to states for rape prevention and education programs conducted by rape crisis centers, State sexual assault coalitions, and other public and private nonprofit entities for:

- 1) educational seminars;
- 2) operation of hotlines;
- 3) training programs for professionals;
- 4) preparation of informational material;
- 5) education and training programs for students and campus personnel designed to reduce the incidence of sexual assault at colleges and universities;
- 6) education and training to increase awareness about drugs to facilitate rapes or sexual assaults; and
- 7) other efforts to increase awareness about, or to help prevent, sexual assault, including efforts to increase awareness in underserved communities and awareness among individuals with disabilities.

(Georgia Department of Human Resources)

Notes

Notes