

State Injury Profile for North Carolina

The CDC State Injury Profiles

Gathering and sharing reliable data about the broad range of public health problems is among the many ways the Centers for Disease Control and Prevention protect the safety and health of Americans.

Policy makers and health care workers need access to the best, most current data available so they can make informed decisions about where to allocate limited resources to prevent diseases and injuries. Yet, many people find statistics difficult to understand and interpret. This State Injury Profile offers an easier way to look at statistics. Through maps and graphs, the Profile clearly shows how this state compares with others in the nation and what injury problems are most pressing.

CDC's National Center for Injury Prevention and Control gathers data about a broad range of intentional and unintentional injuries or what many people call 'violence' and 'accidents.' Injuries affect everyone. Injury is the leading cause of death for all Americans ages one to 34, and injury remains one of the leading causes of death, no matter how long someone may live.

Maps and graphs in this State Injury Profile show this state's death rates from in falls, poisoning, drowning, suffocation, fires and burns, suicide, homicide, traumatic brain injury and injuries related to firearms. The graphics show how this state compares with others and with mortality rates in the United States as a whole. You will also find a table showing the Ten Leading Causes of Death for the United States and for this state. **New this year** is a county-by-county map showing locations with higher death rates for each type of injury.

In addition to injury data, you'll also find a list of all CDC-funded injury prevention and research programs in this state for 2001.

DEPARTMENT OF HEALTH AND HUMAN SERVICES

Centers for Disease Control and Prevention
National Center for Injury Prevention and Control

To learn more

After you page through the State Injury Profile, if you want to know more, CDC has made it easy for you to find additional information about any injury and public health. Simply visit www.cdc.gov/ncipc. Or call the CDC National Center for Injury Prevention and Control, Office of Planning, Evaluation and Legislation at 1-770-488-4936.

These other resources offered or funded by the CDC may also interest you:

General information about injury in America

Customized data reports, www.cdc.gov/ncipc/wisqars

Consumer facts and tip sheets, www.cdc.gov/ncipc/safeusa or call the SafeUSA hotline toll free at 1-800-252-7751.

Intentional Injury

National Resource Center on Domestic Violence, 1-800-537-2238

National Sexual Violence Resource Center, www.nsvrc.org, or call 1-877-739-3895

National Violence Against Women Prevention Research Center, www.violenceagainstwomen.org, or call 1-843-792-2945

National Youth Violence Prevention Resource Center, www.safeyouth.org, or call 1-866-SAFEYOUTH (723-3968)

Violence Against Women Electronic Network (VAWnet), www.vawnet.org, or call 1-800-537-2238

Unintentional Injury

National Program for Playground Safety, www.uni.edu/playground, or call 1-800-554-PLAY (7529)

National Resource Center on Aging and Injury, www.olderadultinjury.org, or call 1-619-594-0986

State Injury Profile for North Carolina 1989-1998

SAFER·HEALTHIER·PEOPLE™

United States

10 Leading Causes of Deaths by Age Group: 1996-1998

Rank	Age Groups										Total
	<1	1-4	5-9	10-14	15-24	25-34	35-44	45-54	55-64	65+	
1	Congenital Anomalies 18,771	Unintentional Injuries 6,087	Unintentional Injuries 4,666	Unintentional Injuries 5,392	Unintentional Injuries 40,525	Unintentional Injuries 37,468	Malignant Neoplasms 51,170	Malignant Neoplasms 135,803	Malignant Neoplasms 260,166	Heart Disease 1,824,785	Heart Disease 2,185,194
2	Short Gestation 11,928	Congenital Anomalies 1,791	Malignant Neoplasms 1,557	Malignant Neoplasms 1,514	Homicide 18,200	Suicide 16,898	Unintentional Injuries 43,925	Heart Disease 105,367	Heart Disease 198,361	Malignant Neoplasms 1,150,087	Malignant Neoplasms 1,620,642
3	SIDS 8,863	Malignant Neoplasms 1,227	Congenital Anomalies 662	Suicide 918	Suicide 12,679	Homicide 15,068	Heart Disease 40,037	Unintentional Injuries 31,208	Bronchitis Emphysema Asthma 30,317	Cerebro-vascular 419,998	Cerebro-vascular 478,181
4	Respiratory Distress Synd. 3,958	Homicide 1,194	Homicide 523	Homicide 908	Malignant Neoplasms 4,976	HIV 14,953	HIV 26,456	Cerebro-vascular 17,196	Cerebro-vascular 29,005	Bronchitis Emphysema Asthma 283,777	Bronchitis Emphysema Asthma 327,640
5	Maternal Complications 3,836	Heart Disease 643	Heart Disease 413	Congenital Anomalies 613	Heart Disease 3,124	Malignant Neoplasms 13,837	Suicide 20,308	Liver Disease 16,797	Diabetes 25,504	Pneumonia & Influenza 235,529	Unintentional Injuries 288,427
6	Placenta Cord Membranes 2,870	Pneumonia & Influenza 494	Pneumonia & Influenza 218	Heart Disease 560	Congenital Anomalies 1,252	Heart Disease 9,843	Homicide 11,138	Suicide 14,916	Unintentional Injuries 21,316	Diabetes 142,639	Pneumonia & Influenza 262,047
7	Perinatal Infections 2,348	Septicemia 245	HIV 194	Bronchitis Emphysema Asthma 287	HIV 883	Cerebro-vascular 2,068	Liver Disease 10,518	Diabetes 12,979	Liver Disease 15,844	Unintentional Injuries 95,191	Diabetes 189,154
8	Unintentional Injuries 2,323	HIV 233	Bronchitis Emphysema Asthma 159	Pneumonia & Influenza 180	Bronchitis Emphysema Asthma 677	Diabetes 1,903	Cerebro-vascular 8,159	HIV 12,892	Pneumonia & Influenza 11,228	Alzheimer's Disease 65,647	Suicide 92,013
9	Pneumonia & Influenza 1,358	Perinatal Period 210	Benign Neoplasms 134	Cerebro-vascular 140	Pneumonia & Influenza 638	Pneumonia & Influenza 1,633	Diabetes 5,622	Bronchitis Emphysema Asthma 8,467	Suicide 8,834	Nephritis 65,296	Nephritis 75,817
10	Intrauterine Hypoxia 1,341	Benign Neoplasms 188	Cerebro-vascular 102	HIV 139	Cerebro-vascular 533	Liver Disease 1,592	Pneumonia & Influenza 4,255	Pneumonia & Influenza 6,493	Septicemia 5,704	Septicemia 54,428	Liver Disease 75,414

United States Total Number of Injury Deaths

<u>Cause</u>	<u>Deaths</u>	<u>Percent</u>
Unintentional Injury	288,427	65.6%
Intentional	151,102	34.4%
Total (1996-1998)	439,529	100.0%

Average Number of Injury Deaths per Year
In the United States = **146,510**

North Carolina

10 Leading Causes of Deaths by Age Group: 1996-1998

Rank	Age Groups										Total
	<1	1-4	5-9	10-14	15-24	25-34	35-44	45-54	55-64	65+	
1	Congenital Anomalies 573	Unintentional Injuries 163	Unintentional Injuries 185	Unintentional Injuries 191	Unintentional Injuries 1,428	Unintentional Injuries 1,277	Malignant Neoplasms 1,534	Malignant Neoplasms 4,185	Malignant Neoplasms 8,183	Heart Disease 46,719	Heart Disease 58,657
2	Short Gestation 484	Congenital Anomalies 54	Malignant Neoplasms 45	Malignant Neoplasms 39	Homicide 512	Homicide 558	Unintentional Injuries 1,337	Heart Disease 3,571	Heart Disease 6,478	Malignant Neoplasms 31,184	Malignant Neoplasms 45,720
3	SIDS 295	Homicide 38	Homicide 20	Suicide 32	Suicide 357	Suicide 497	Heart Disease 1,325	Unintentional Injuries 944	Cerebro-vascular 1,105	Cerebro-vascular 13,836	Cerebro-vascular 15,998
4	Maternal Complications 189	Heart Disease 27	Congenital Anomalies 18	Heart Disease 25	Malignant Neoplasms 110	HIV 479	HIV 767	Cerebro-vascular 623	Bronchitis Emphysema Asthma 1,084	Bronchitis Emphysema Asthma 7,927	Unintentional Injuries 9,466
5	Respiratory Distress Synd. 131	Malignant Neoplasms 27	HIV 11	Congenital Anomalies 18	Heart Disease 90	Malignant Neoplasms 402	Suicide 576	Diabetes 481	Diabetes 885	Pneumonia & Influenza 6,778	Bronchitis Emphysema Asthma 9,408
6	Placenta Cord Membranes 123	Pneumonia & Influenza 11	Heart Disease 11	Homicide 17	Congenital Anomalies 44	Heart Disease 346	Homicide 415	Liver Disease 453	Unintentional Injuries 730	Diabetes 3,993	Pneumonia & Influenza 7,680
7	Perinatal Infections 81	Perinatal Period 10	Pneumonia & Influenza 8	Pneumonia & Influenza 6	HIV 37	Cerebro-vascular 75	Cerebro-vascular 292	Suicide 413	Pneumonia & Influenza 446	Unintentional Injuries 3,131	Diabetes 5,619
8	Unintentional Injuries 73	Septicemia 10	Anemias 6	Bronchitis Emphysema Asthma 5	Cerebro-vascular 26	Diabetes 58	Liver Disease 266	HIV 321	Liver Disease 434	Alzheimer's Disease 2,122	Suicide 2,671
9	Intrauterine Hypoxia 67	Cerebro-vascular 6	Benign Neoplasms 6	3 Tied	Bronchitis Emphysema Asthma 24	Pneumonia & Influenza 52	Diabetes 187	Bronchitis Emphysema Asthma 260	Suicide 307	Nephritis 1,784	Alzheimer's Disease 2,157
10	Homicide 41	2 Tied	Meningo-coccal 5	3 Tied	Pneumonia & Influenza 21	Liver Disease 41	Pneumonia & Influenza 128	Homicide 209	Septicemia 225	Septicemia 1,608	Nephritis 2,099

North Carolina Total Number of Injury Deaths

<u>Cause</u>	<u>Deaths</u>	<u>Percent</u>
Unintentional Injury	9,466	66.8%
Intentional Injury	4,699	33.2%
Total (1996-1998)	14,165	100.0%

Average Number of Injury Deaths per Year
In North Carolina = **4,722**

1996-1998 Leading Causes of Death

Unintentional Injury

United States Unintentional Injury

<u>Cause</u>	<u>Deaths</u>	<u>Percent</u>
MV Traffic	127,053	44.1%
Fall	35,745	12.4%
Poisoning	30,474	10.6%
Suffocation	13,325	4.6%
Drowning	12,416	4.3%
Fire/Burn	10,809	3.7%
Other Causes	<u>58,605</u>	<u>20.3%</u>
	288,427	100.0%

North Carolina Only Unintentional Injury

<u>Cause</u>	<u>Deaths</u>	<u>Percent</u>
MV Traffic	4,634	49.0%
Fall	991	10.5%
Poisoning	630	6.7%
Suffocation	435	4.6%
Fire/Burn	411	4.3%
Other Causes	<u>2,365</u>	<u>25.0%</u>
	9,466	100.1%

Intentional Injury

United States Suicide

<u>Cause</u>	<u>Deaths</u>	<u>Percent</u>
Firearm	53,156	57.8%
Suffocation	16,469	17.9%
Poisoning	15,280	16.6%
Other Causes	<u>7,108</u>	<u>7.7%</u>
	92,013	100.0%

North Carolina Only Suicide

<u>Cause</u>	<u>Deaths</u>	<u>Percent</u>
Firearm	1,841	68.9%
Poisoning	386	14.5%
Suffocation	308	11.5%
Other Causes	<u>136</u>	<u>5.1%</u>
	2,671	100.0%

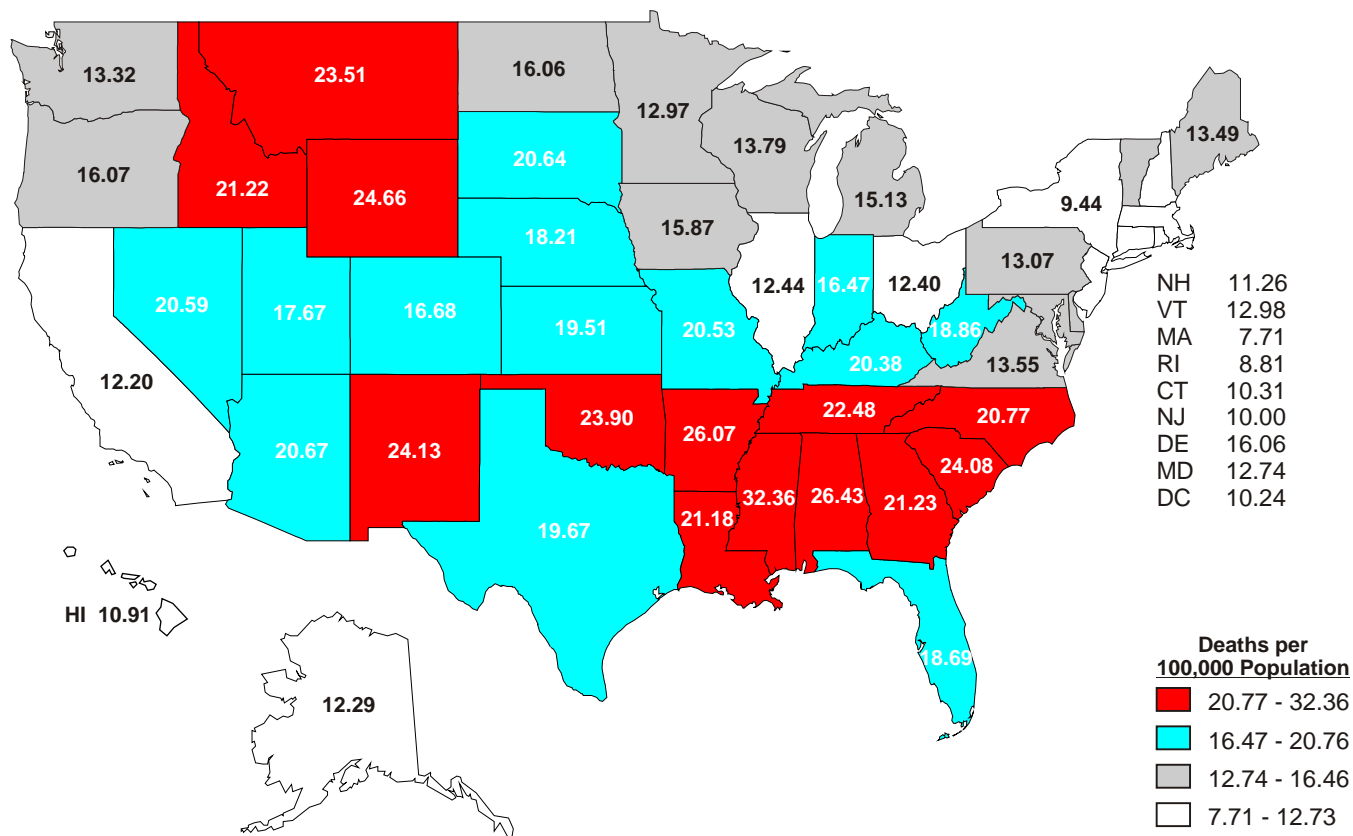
United States Homicide and Legal Intervention

<u>Cause</u>	<u>Deaths</u>	<u>Percent</u>
Firearm	39,951	67.6%
Cut/Pierce	6,955	11.8%
Suffocation	2,147	3.6%
Other Causes	<u>10,036</u>	<u>17.0%</u>
	59,089	100.0%

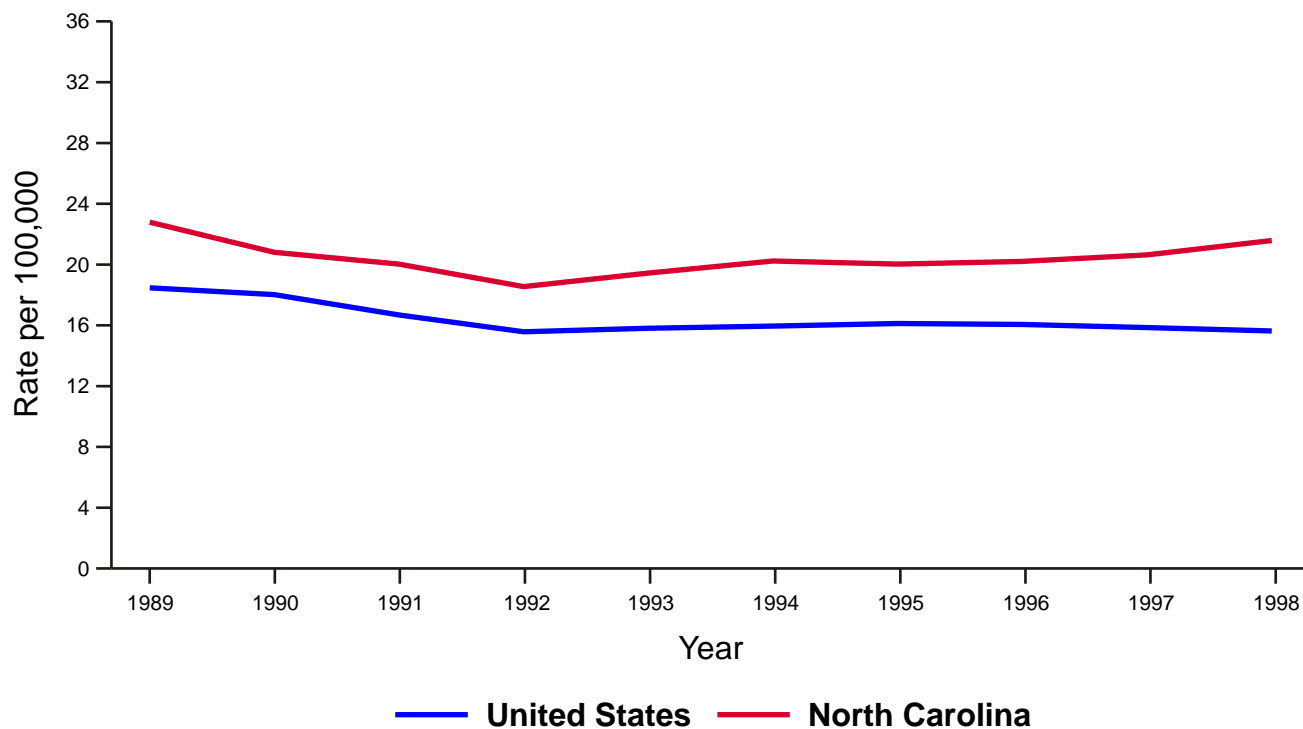
North Carolina Only Homicide and Legal Intervention

<u>Cause</u>	<u>Deaths</u>	<u>Percent</u>
Firearm	1,364	67.3%
Cut/Pierce	278	13.7%
Suffocation	56	2.8%
Other Causes	<u>330</u>	<u>16.3%</u>
	2,028	100.1%

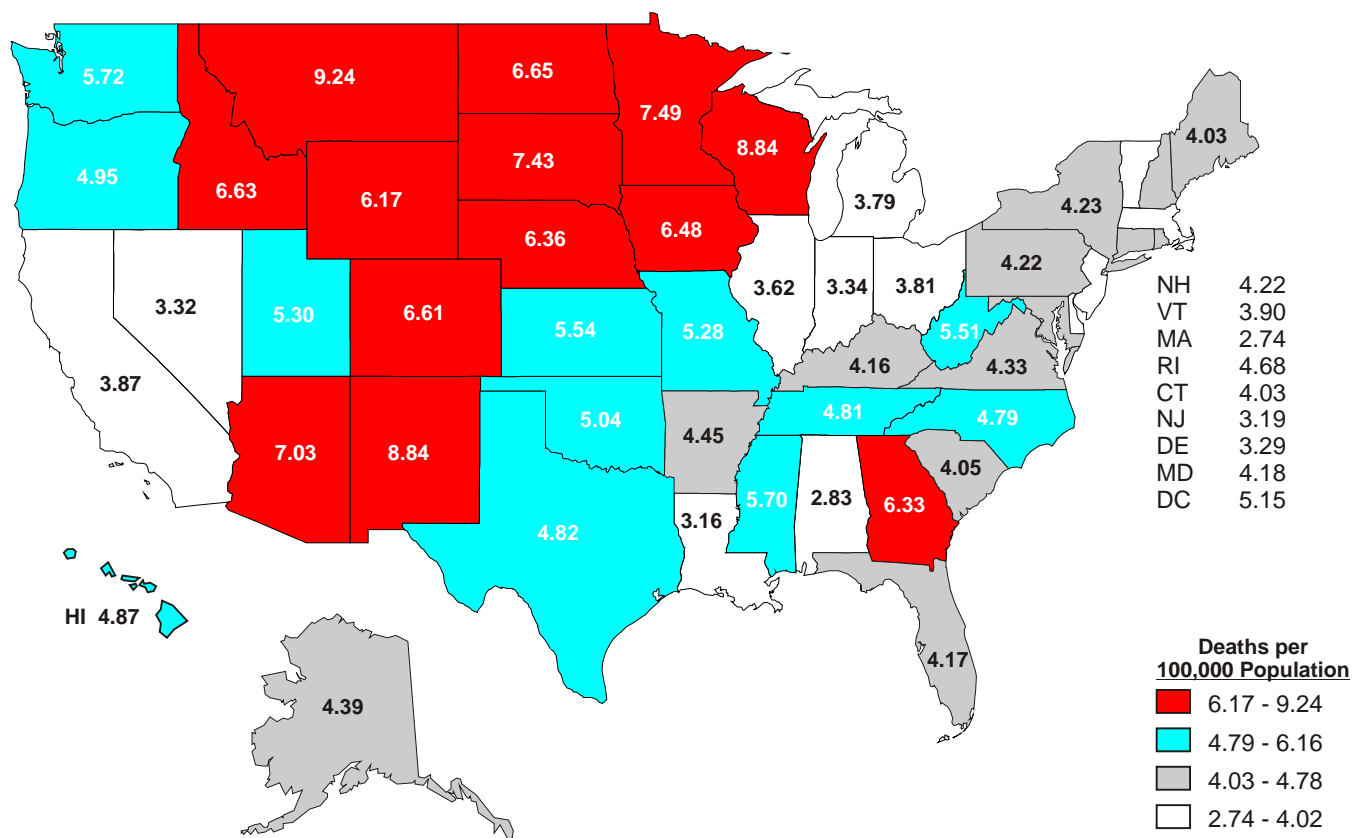
Unintentional Motor Vehicle, Traffic-Related Death Rates United States, 1996-1998



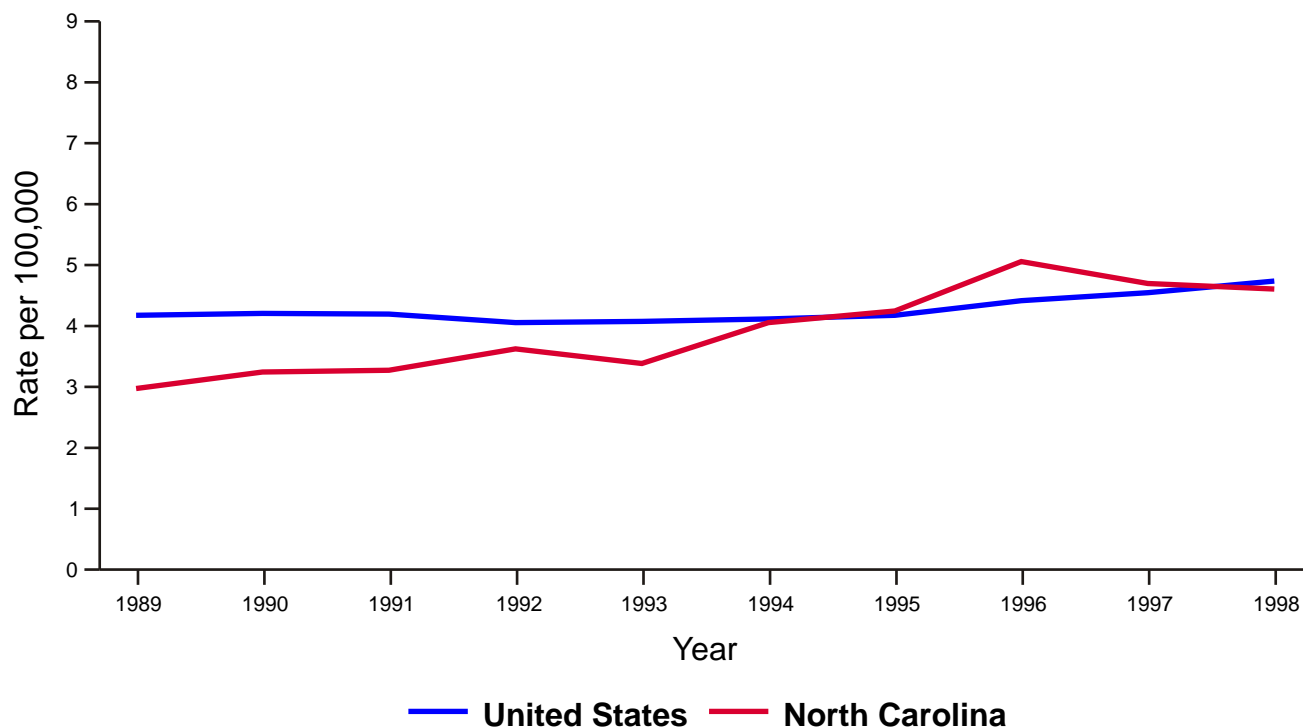
United States and North Carolina 1989-1998



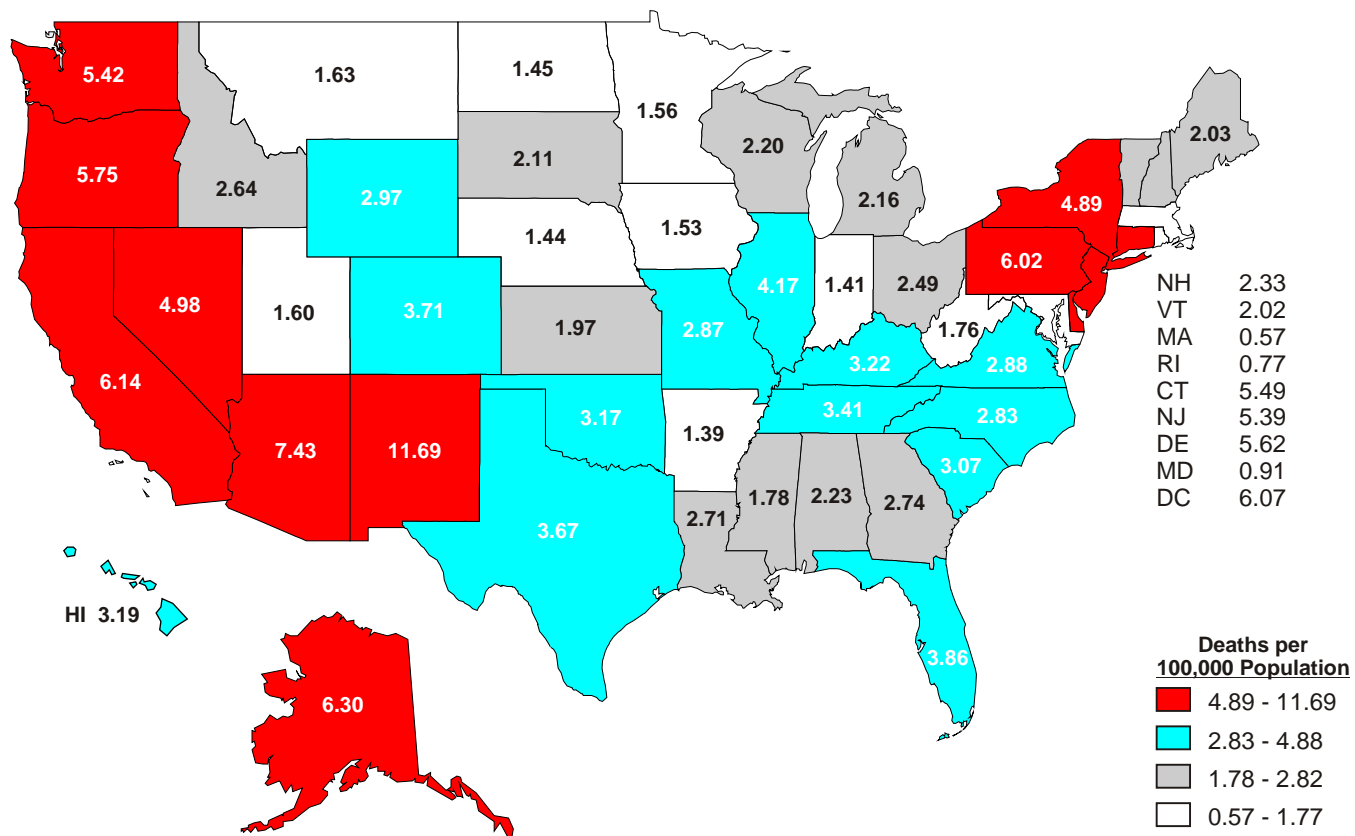
Unintentional Fall Death Rates United States, 1996-1998



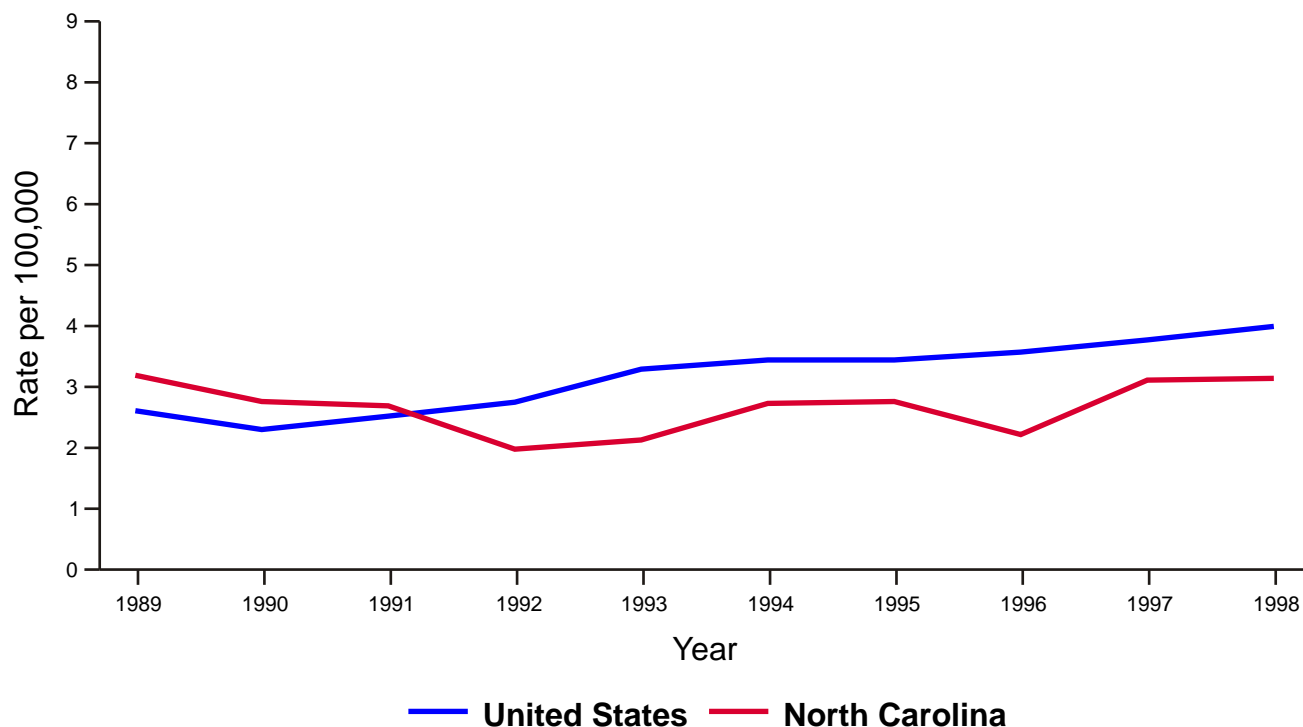
United States and North Carolina 1989-1998



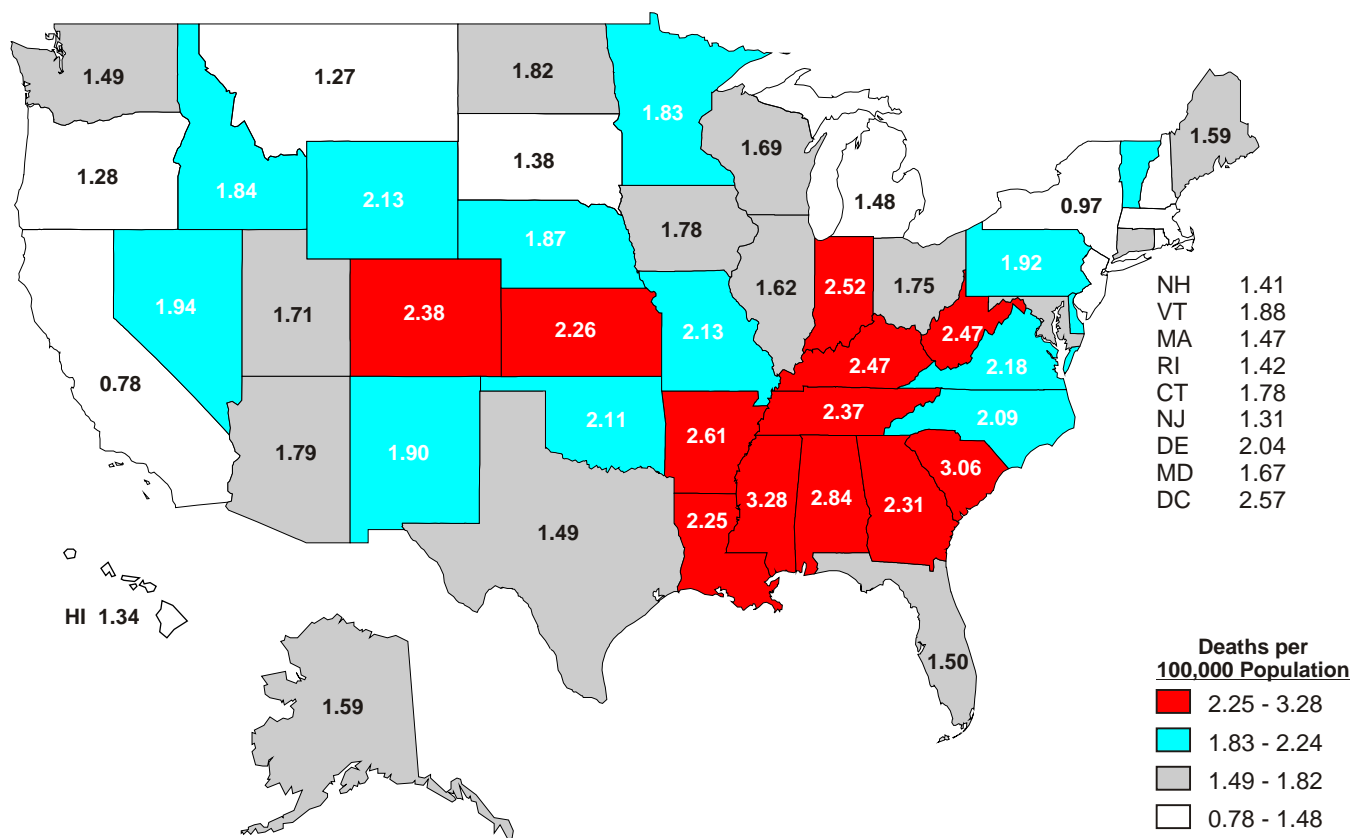
Unintentional Poisoning Death Rates United States, 1996-1998



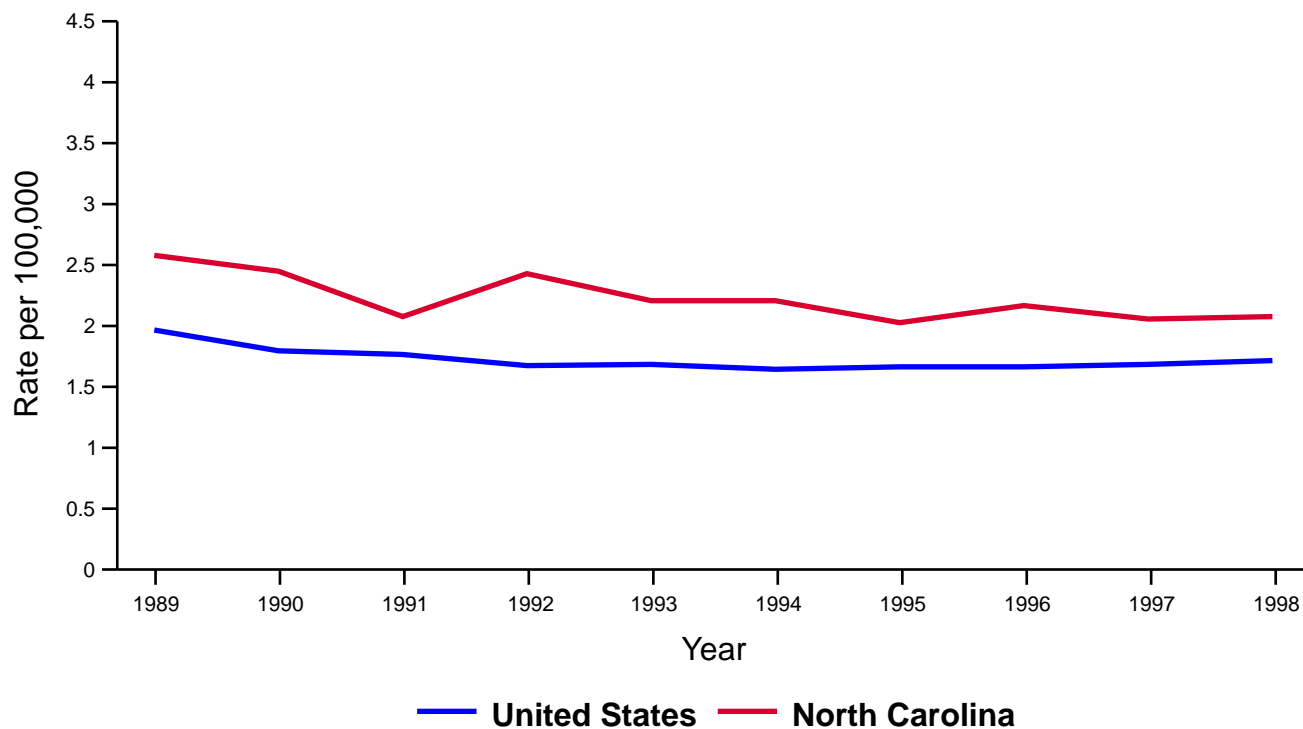
United States and North Carolina 1989-1998



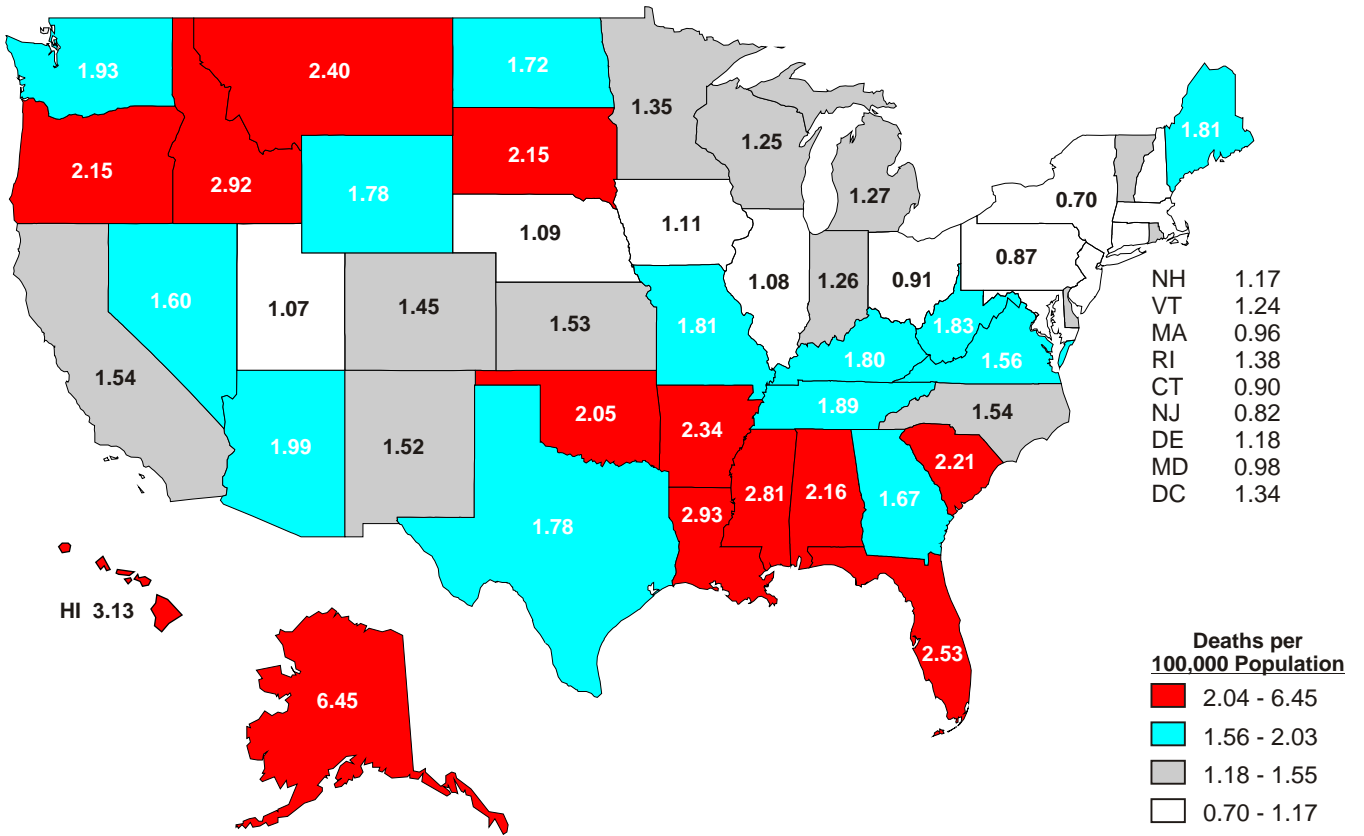
Unintentional Suffocation Death Rates United States, 1996-1998



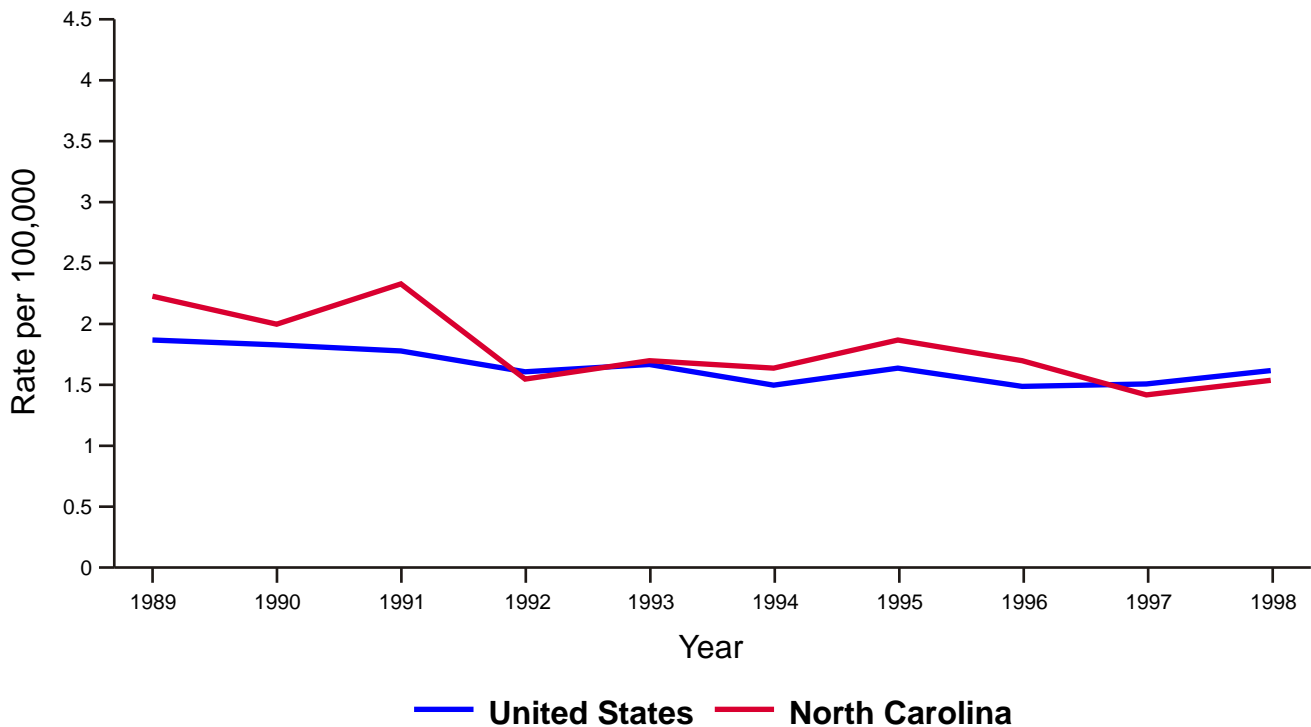
United States and North Carolina 1989-1998



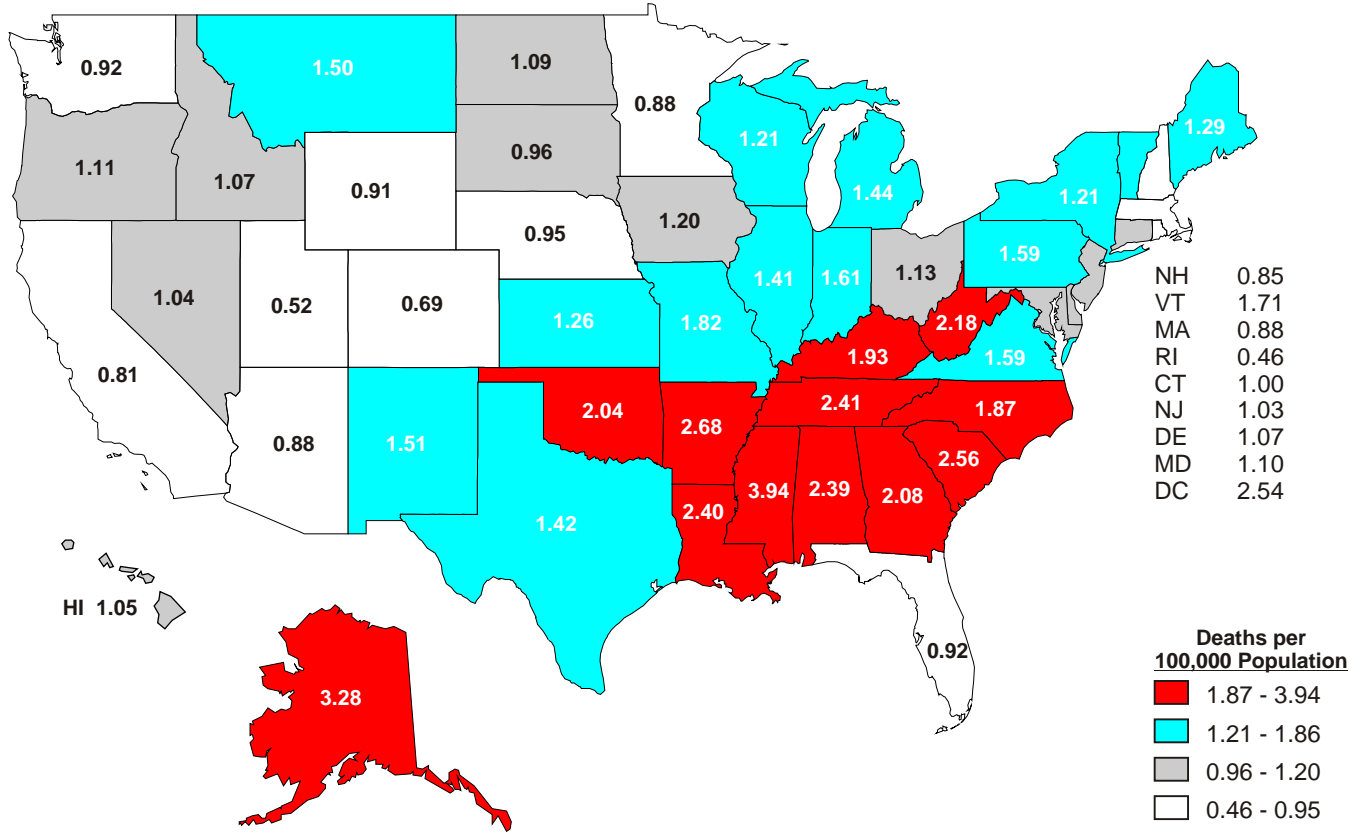
Unintentional Drowning Death Rates United States, 1996-1998



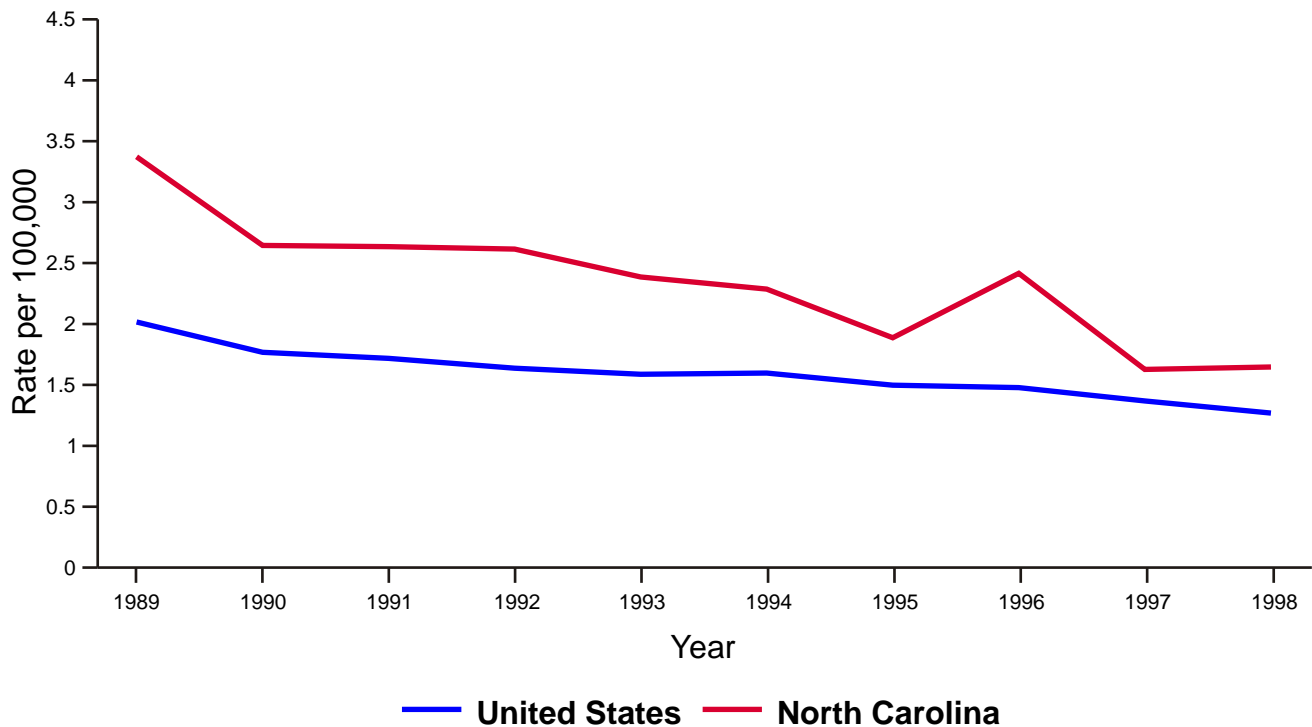
United States and North Carolina 1989-1998



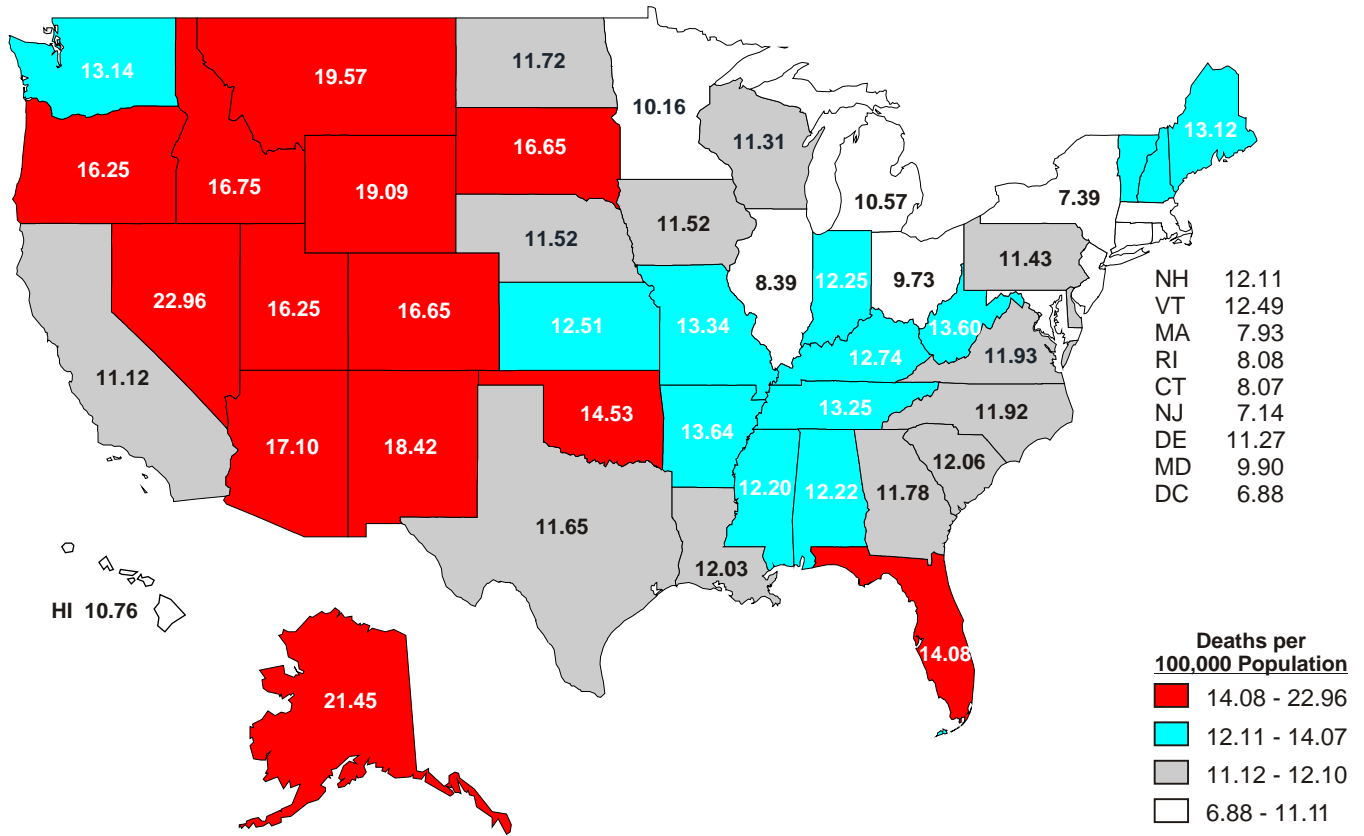
Unintentional Fire and Burn-Related Death Rates United States, 1996-1998



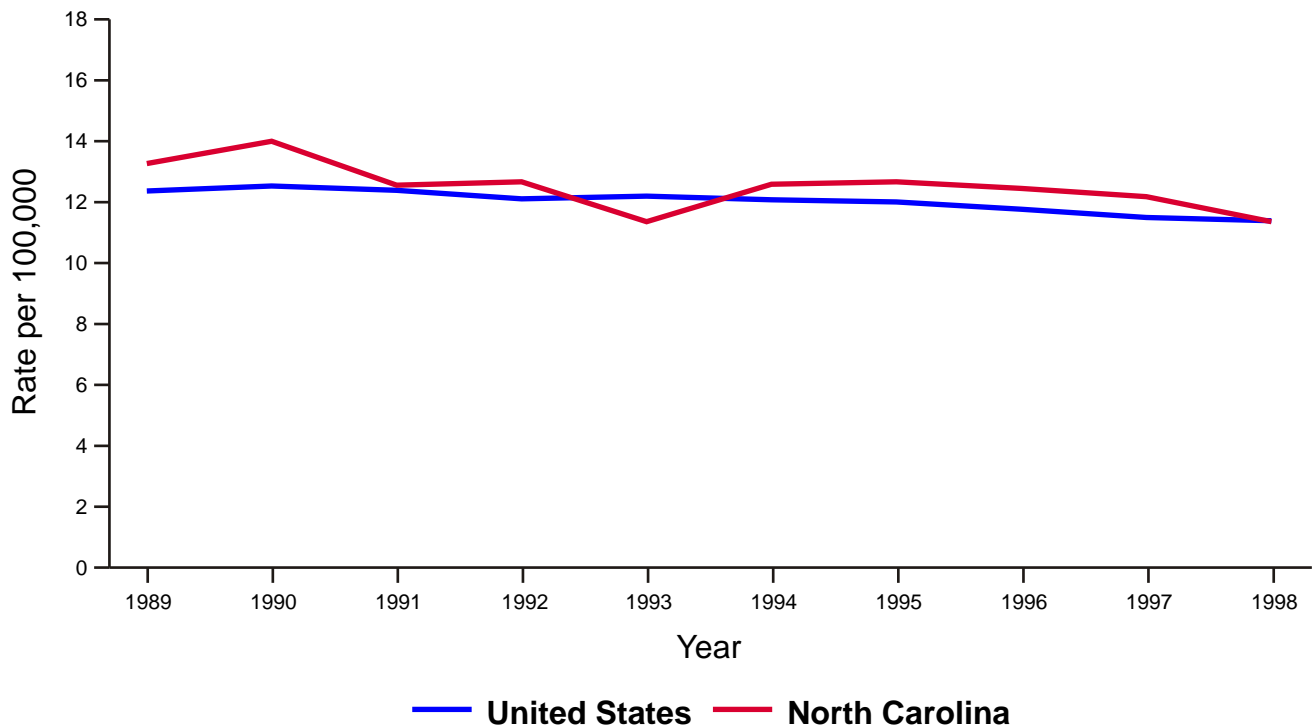
United States and North Carolina 1989-1998



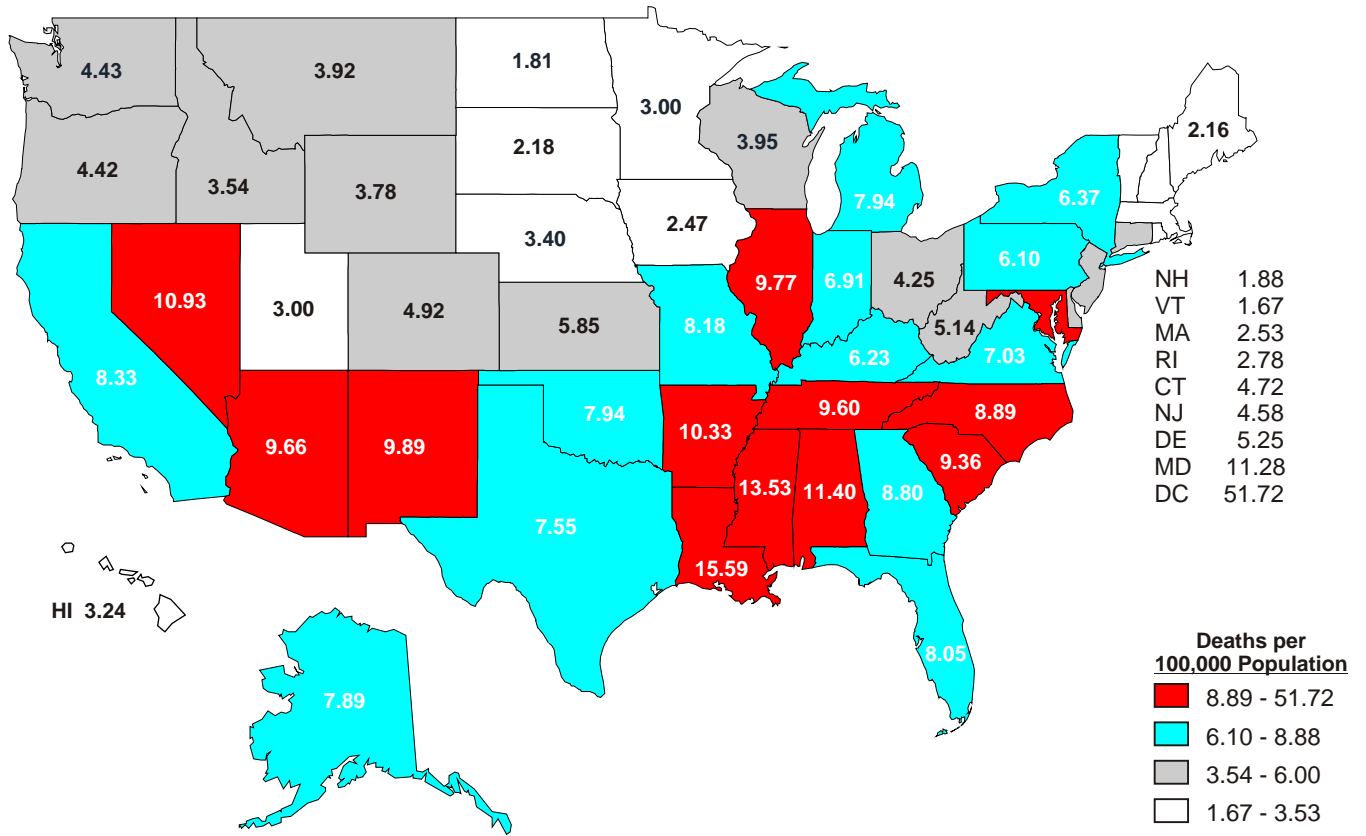
Suicide Death Rates United States, 1996-1998



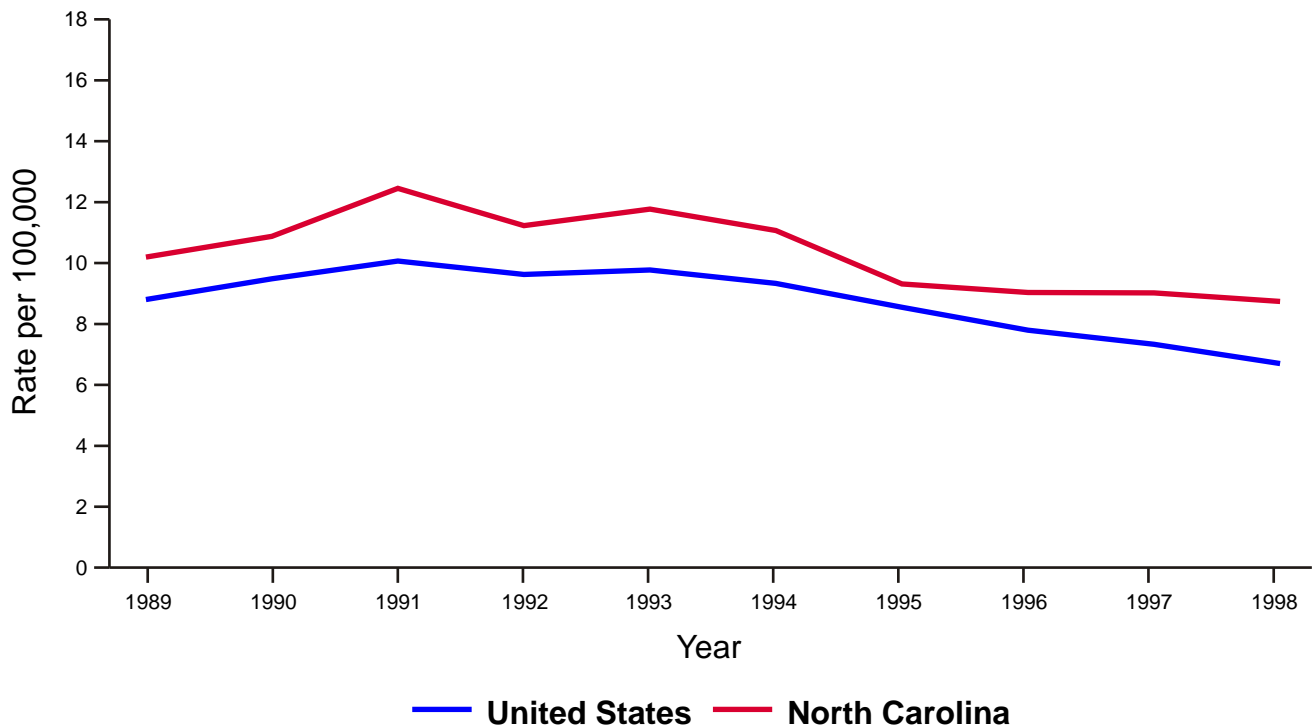
United States and North Carolina 1989-1998



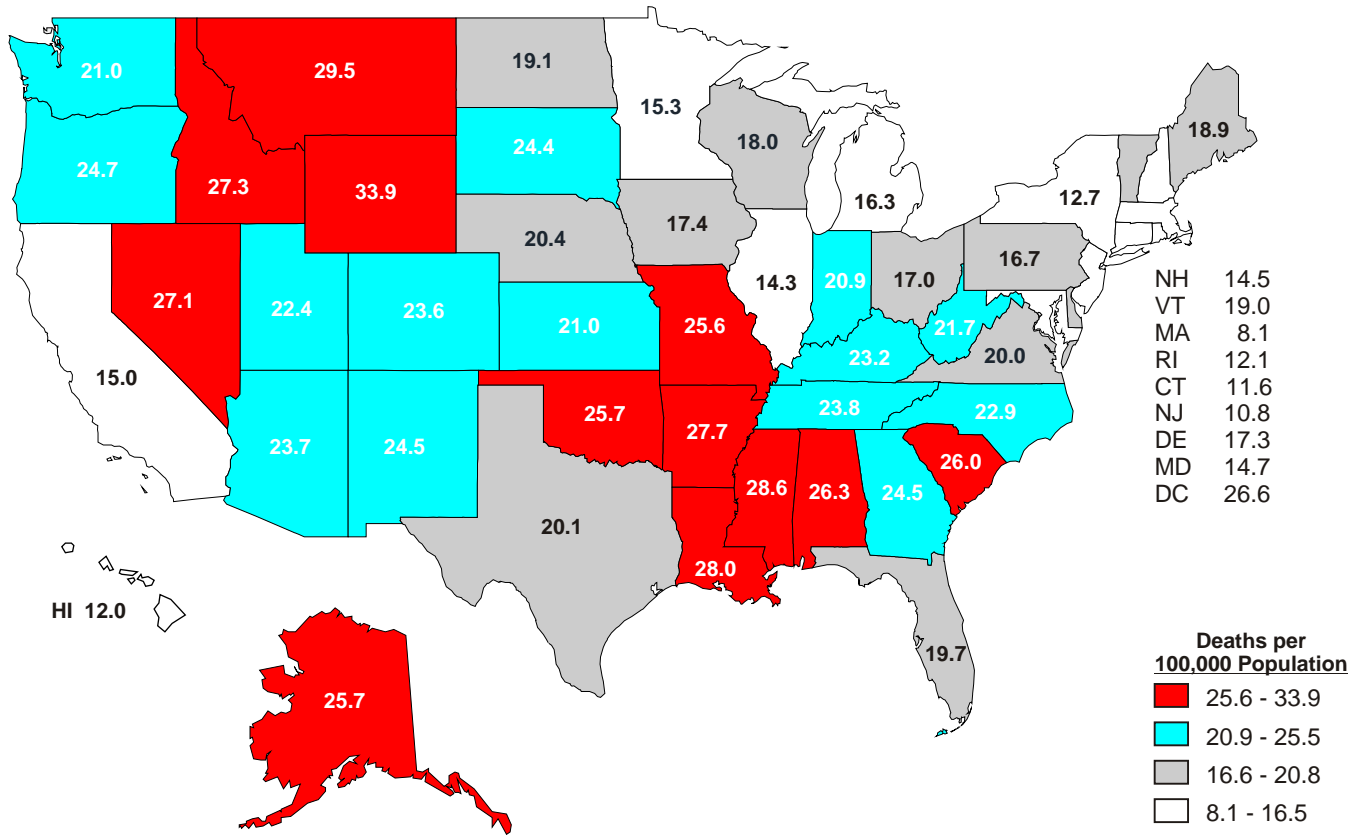
Homicide Death Rates United States, 1996-1998



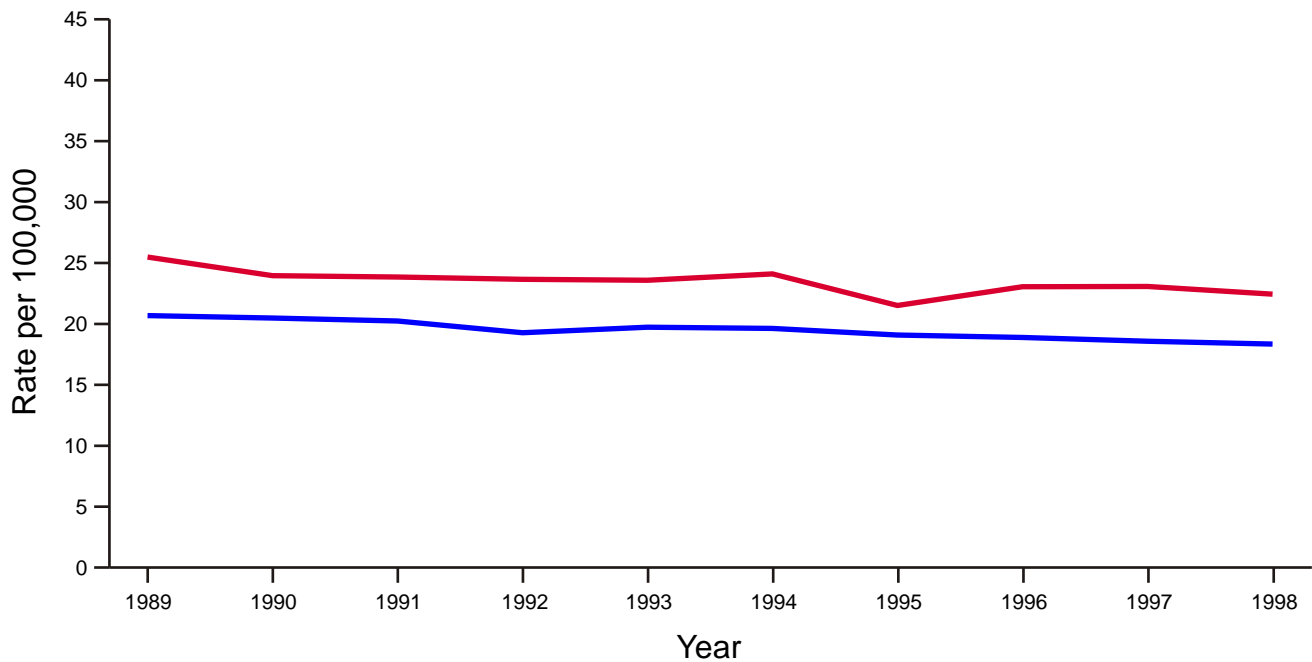
United States and North Carolina 1989-1998



Traumatic Brain Injury-Related Death Rates* United States, 1996-1998



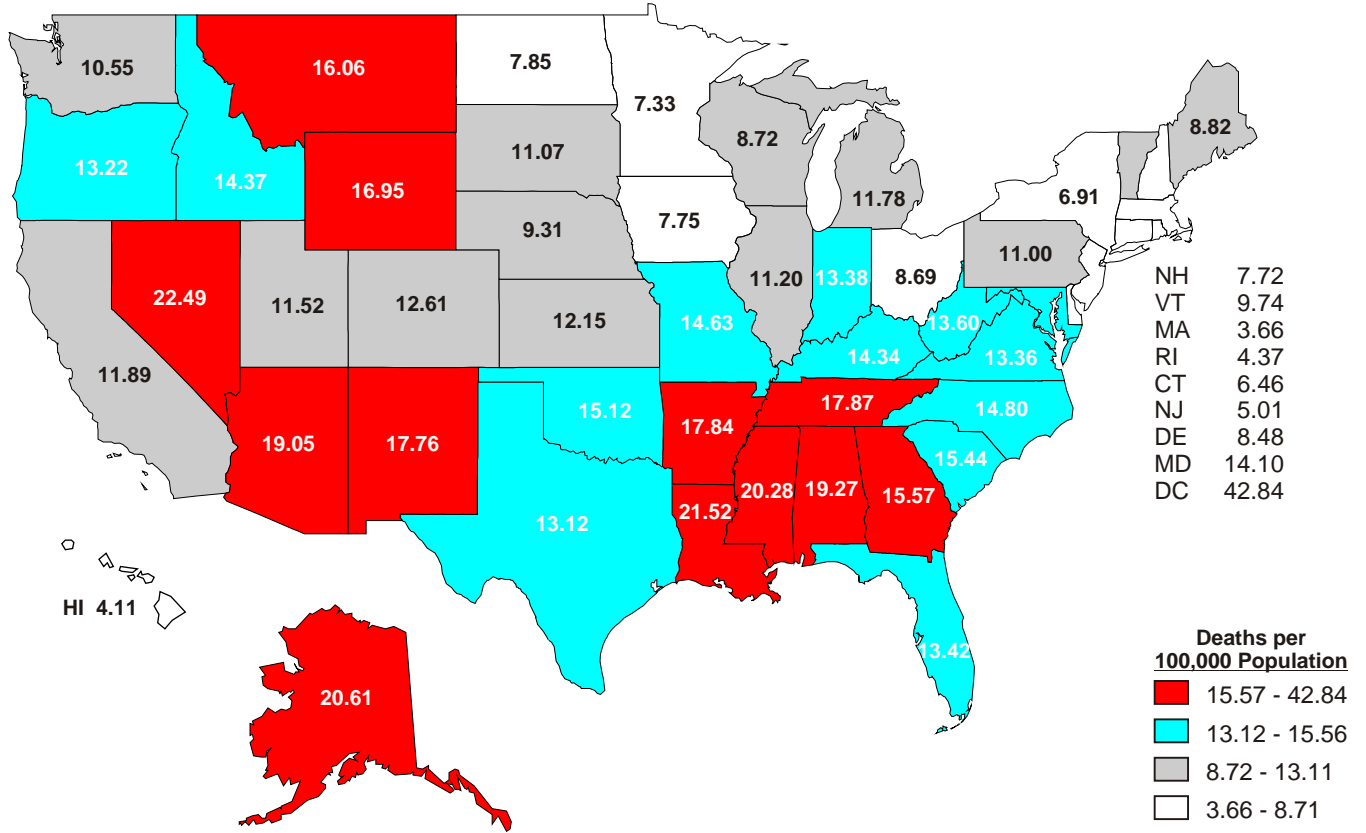
United States and North Carolina 1989-1998



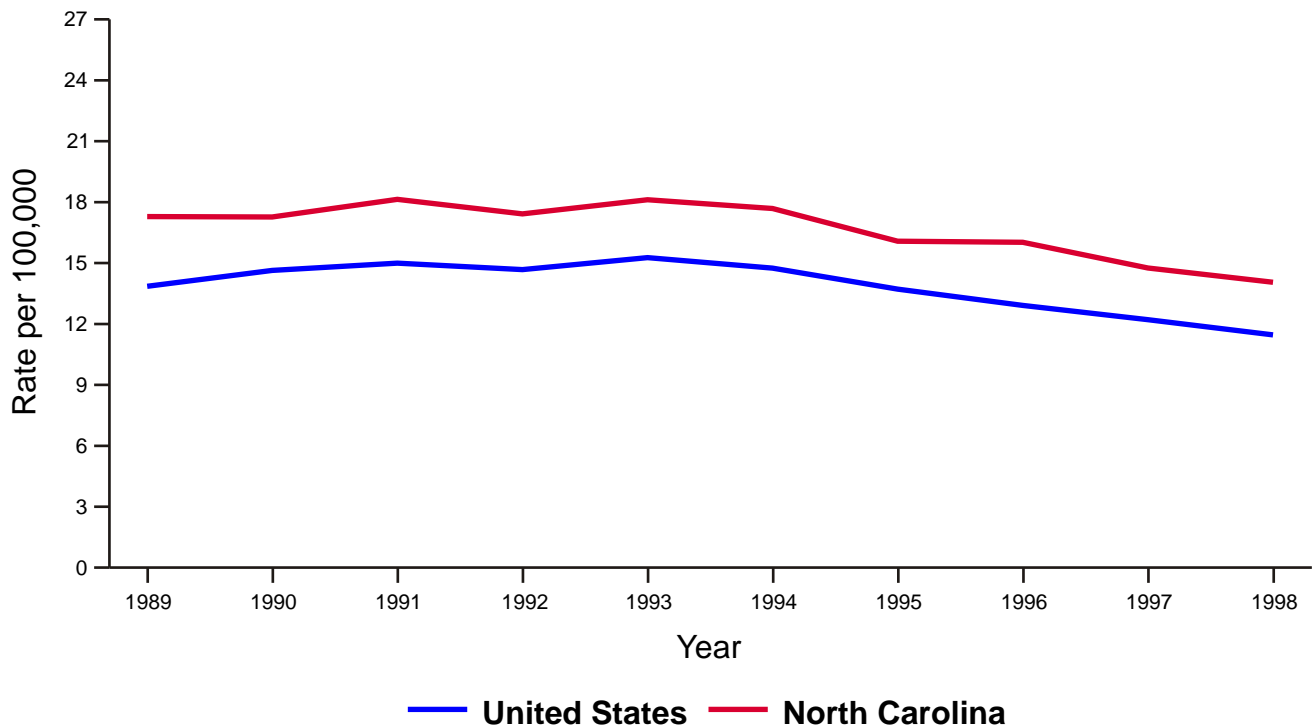
— United States — North Carolina

* Includes unintentional and intentional deaths from motor vehicles, firearms, falls, and other causes (of determined and undetermined intent).

Firearm-Related Death Rates United States, 1996-1998

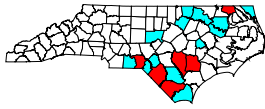


United States and North Carolina 1989-1998

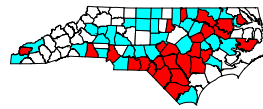


* Includes deaths from firearm suicide, firearm homicide, unintentional firearm-related deaths, and firearm-related deaths of undetermined intent.

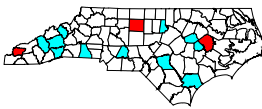
North Carolina 1989-1998



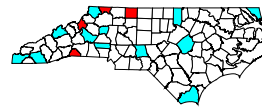
Motor Vehicle
1,455 Deaths/Year
 U.S. 16.4
 NC 20.4
 Excess Deaths/Year **283**



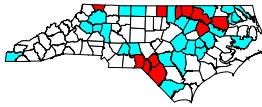
Homicides
757 Deaths/Year
 U.S. 8.7
 NC 10.4
 Excess Deaths/Year **116**



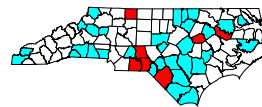
Falls
250 Deaths/Year
 U.S. 4.3
 NC 4.0



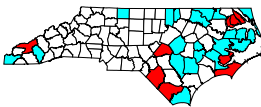
Suicides
877 Deaths/Year
 U.S. 12.0
 NC 12.4
 Excess Deaths/Year **32**



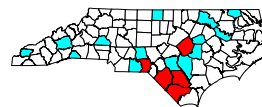
Fires/Burns
162 Deaths/Year
 U.S. 1.6
 NC 2.4
 Excess Deaths/Year **52**



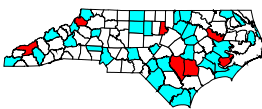
Firearms
1,190 Deaths/Year
 U.S. 13.7
 NC 16.6
 Excess Deaths/Year **200**



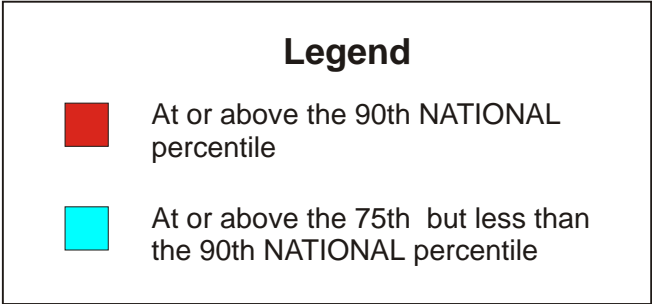
Drownings
127 Deaths/Year
 U.S. 1.7
 NC 1.8
 Excess Deaths/Year **10**



Traumatic Brain Injury
1,501 Deaths/Year
 U.S. 18.5
 NC 21.3
 Excess Deaths/Year **197**



Poisonings
187 Deaths/Year
 U.S. 3.2
 NC 2.7



CDC-Funded Injury Control Projects

SAFER·HEALTHIER·PEOPLE™

CDC-Funded Injury Control Projects in NORTH CAROLINA

CDC's National Center for Injury Prevention and Control (NCIPC) funds 10 programs in North Carolina to build the state's ability to keep its citizens safe. North Carolina is home to one of the United States' 10 Injury Control Research Centers.

Injury Prevention Research Centers

The University of North Carolina Injury Prevention Research Center

Injury Control Research Centers conduct research in the three core phases of injury control — prevention, acute care, and rehabilitation — and serve as training and information centers. ICRC research is interdisciplinary, incorporating medicine, engineering, epidemiology, law, and criminal justice, behavioral and social sciences, biostatistics, public health, and biomechanics. UNC works to stimulate and participate in interdisciplinary research and to facilitate the translation of research into injury control policies and programs for prevention, acute care, and rehabilitation at the state, regional, and national levels. The center focuses its research, education, and service activities in three major injury areas: road safety, occupational injury, and violence. (*University of North Carolina*)

Core Injury Programs

State-Based Core Injury Program Development

North Carolina is one of 23 states receiving CDC funding to establish a point of coordination for injury control efforts, assess injury data and surveillance resources within the state, and develop a state injury control plan. A core injury development program is a cooperative effort to develop or strengthen the capacity of state public health agencies to prevent and control injuries. These programs possess some combination of these features and tools:

- 1) injury prevention coordinator;
- 2) up-to-date profile of injuries within the state from existing data sources;
- 3) advisory structure to facilitate collaboration with public and private sector groups;
- 4) relationships with organizations, agencies, and individuals interested or experienced in injury prevention or control; and
- 5) a current plan for injury prevention and control based on the state's priorities.

North Carolina has begun a comprehensive program to strengthen the existing Injury and Violence Prevention Unit. Activities will include forming a new advisory board to establish the agenda for the next decade, expanding surveillance activities, adding a broader base of expertise to the program, and continuing collaborative relationships with other injury professionals within the state. (*North Carolina Department of Health and Human Services*)

North Carolina Health Data Reporting Project

This project will establish capacity for standardized, electronic, public health reporting from at least three North Carolina hospital emergency departments (ED). A prime catalyst for this project is the North Carolina Healthcare Information and Communications Alliance (NCHICA),

a nonprofit consortium of providers, research institutions, professional associations, and government agencies seeking to develop standards-based information systems and secure communications of health data in North Carolina. NCHICA member organizations provide technical assistance in data distribution and security. The project uses CDC's *Data Elements for Emergency Department Systems* to help standardize key data elements across ED patient record systems. (*North Carolina State Center for Health Statistics*)

Intentional Injury

Coordinated Community Responses to Prevent Intimate Partner Violence

This Chatham County project expands coordination in the community's work to prevent intimate partner violence. Activities include

- 1) expanding the coalition's membership and enhancing its infrastructure to include representatives from all of Chatham County;
- 2) establishing new and expanding proven IPV prevention activities for targeted populations;
- 3) enhancing and expanding coordination of services to victims and their families.

Project staff will evaluate the process/impact of the coordinated response in Chatham County and compare outcomes with Beaufort County. (*Family Violence and Rape Crisis Services, Inc., Pittsboro*)

Evaluation Research Study in the Area of Aggression and Interpersonal Youth Violence

A multi-site evaluation to assess the outcome and cost-effectiveness of a socially interactive, school-based intervention to prevent youth violence. This study will help determine whether middle-school interventions should promote anti-violence norms and behavioral practices that affect all children, whether they should target high-risk youth and families for intensive coordinated service, or do both. (*Duke University*)

Evaluation of Violence Prevention Programs for High-Risk Youth

Perry, Wilcox, Hale, and Greene counties in Alabama are the site for a program to evaluate a violence prevention program for minority adolescents. The project in 16 elementary schools targets 6th grade students, ages 13 and older, who have multiple risk factors. The prevention program has components for participating youth and their peers, teachers, and families. (*University of North Carolina*)

Mediators and Moderators of the Family Violence and Adolescent Dating Violence

A study examines the relationship between exposure to family violence and adolescent dating violence, including sexual violence. Researchers will examine theory-based mediators and moderators of that relationship primarily among African American adolescents, a traditionally under served population. (*University of North Carolina*)

Rape Prevention and Education

A nationwide grant program providing resources to states for rape prevention and education programs conducted by rape crisis centers, State sexual assault coalitions, and other public and private nonprofit entities for:

- 1) educational seminars;
- 2) operation of hotlines;

- 3) training programs for professionals;
- 4) preparation of informational material;
- 5) education and training programs for students and campus personnel designed to reduce the incidence of sexual assault at colleges and universities;
- 6) education and training to increase awareness about drugs to facilitate rapes or sexual assaults; and
- 7) other efforts to increase awareness about, or to help prevent, sexual assault, including efforts to increase awareness in underserved communities and awareness among individuals with disabilities.

(North Carolina Department of Health and Human Services)

Unintentional Injury

Program to Prevent Fire- and Fall-Related Injuries in Older Adults

Program staff will implement and evaluate *Remembering When: A Fire and Fall Prevention Program for Older Adults*, developed by the National Fire Protection Association and CDC.
(North Carolina Department of Health and Human Services)

Community Interventions to Promote Bicycle Helmet Use

This project will evaluate British Columbia's (BC) comprehensive bicycle helmet law and implement and evaluate bicycle helmet promotion programs in eight communities. The BC law is the only one in North America that applies to cyclists of every age. Project staff will compare data from a population-based, observational survey of helmet use before the law with data to be collected in this project to determine changes in both correct and incorrect helmet use, as well as amount of bicycling. *(University of North Carolina)*

Notes