

Federal Civilian Workforce Statistics

Occupations of Federal White-Collar and Blue-Collar Workers

As of September 30, 1997

Note: The next report in this series as of September 30, 1999
will be published late in Fall 2000



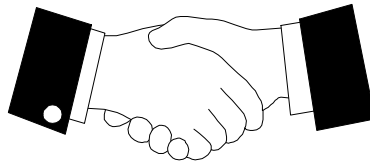
**United States
Office of
Personnel
Management**

Theodore Roosevelt Building
1900 E Street, NW.
Washington, DC 20415-6000

OMSOE-OWI-56-25
September 1998

Federal Civilian Workforce Statistics

Occupations of Federal White-Collar and Blue-Collar Workers



As of September 30, 1997

**U.S. Office of Personnel Management
Theodore Roosevelt Building
1900 E Street, NW.
Washington, DC 20415-6000**

FOREWORD

The September 1997 survey of the occupational characteristics of civilian employees in the Federal Government covered 1,728,187 **full-time** Federal civilian employees, excluding the U.S. Postal Service and foreign nationals (noncitizens) employed overseas. This workforce included 1,479,448 white-collar employees (86 percent) and 248,739 blue-collar workers (14 percent).

Information from this survey can help in the analysis and evaluation of workforce composition, the projection of workforce requirements, and the determination of policies dealing with national labor resources; it also may be used as a basic reference for guidance and counseling personnel concerned with the effective matching of jobs and people.

This publication is the twenty-fifth in a series (biennial since 1981) published by the U.S. Office of Personnel Management (formerly the U.S. Civil Service Commission). It presents data by occupation, average salary, agency, major geographic area, gender, pay category, grade, and supervisory status. **Appendix I** provides definitions and the survey population coverage. **Appendix II** describes data sources and quality. Starting with the 1981 issue, this publication combines the former "Occupations of Federal White-Collar Workers" and "Occupations of Federal Blue-Collar Workers."



Paper and microfiche copies of the 1981 through 1995 publications are available from the [National Technical Information Service \(NTIS\)](#); this 1997 issue should be available there by January 1999.

Federal agencies may buy copies by riding the Office of Personnel Management's (OPM) printing requisition. Information on OPM's publications is contained in OPM's RIDER INFO published by the OPM's Publishing Services Branch (telephone 202-606-1844 or -2462).

The paper and electronic version of this publication is published in Adobe Acrobat's Portable Document Format (pdf). The electronic version requires the Acrobat Reader for viewing and printing. You may obtain copies of the Acrobat Reader from [Adobe Systems Incorporated](#). Acrobat uses hypertext and electronic bookmarks to help the reader navigate throughout the document. You are welcome to copy or print the statistical tables and charts for use in your own reports and presentations, and may make copies of this publication for distribution purposes.

More detailed tabulations from the 1997 survey and data from previous surveys are available from the project manager, statistician Christine E. Steele. Additional information may be obtained from the Statistical Analysis and Services Division, Office of Workforce Information, U.S. Office of Personnel Management, Theodore Roosevelt Building, Room 7439, 1900 E Street, NW., Washington, DC 20415-6000; Email: owi@opm.gov. [To OPM's World Wide Web Site.](#)

Note to Readers:

This survey and publication are a biennial series. Therefore, the next publication, with data as of September 30, 1999, will be published late in year 2000.

TABLE OF CONTENTS

	Page
Characteristics of Federal Civilian White-Collar Employees	2
White-Collar Statistical Tables Index	12
Characteristics of Federal Blue-Collar Employees	126
Blue-Collar Statistical Tables Index	132
Appendix I - Population Coverage, Survey Changes, and Definitions	175
Appendix II - Data Sources, Survey Methodology, and Error Analysis	182

CHARACTERISTICS OF FEDERAL CIVILIAN WHITE-COLLAR WORKERS

Employment Totals by Gender

The occupational survey as of September 30, 1997, covered 1,479,448 full-time Federal civilian employees in professional, administrative, and support-type jobs commonly referred to as white-collar occupations.

Appendix I gives a description of the survey population coverage; the major exclusions of white collar workers are Members and employees of Congress, General Accounting Office, Judicial Branch, U.S. Postal Service, Board of Governors of the Federal Reserve System, and Public Health Service's Commissioned Corps.

Since September 1995, the full-time white-collar workforce declined by 89,634 (-5.7 percent).

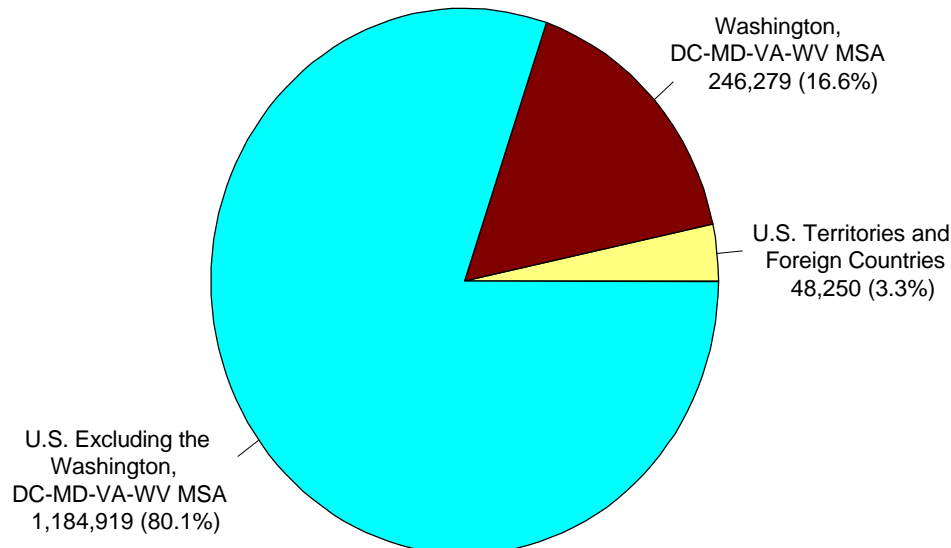
Women held 720,531 white-collar positions and comprised 48.7 percent of the white-collar workforce in September 1997 compared to 49.0 percent women in September 1995. During the past two years, there was a net decrease of 45,410 women (-6.3 percent) compared to the 41,224 net decrease in men (-5.2 percent).

Major Geographic Areas

Most Federal civilian white-collar employees (1,431,198 or 96.7 percent) worked in the United States with the remaining Defense Department, Foreign Service, and other personnel (48,250 or 3.3 percent) working overseas in U.S. territories and foreign countries. Fewer than one-fifth of white-collar employees (246,279 or 16.6 percent) worked in the Washington, District of Columbia - Maryland - Virginia - West Virginia Metropolitan Statistical Area (MSA) while 80.1 percent (1,184,919) had duty stations outside the Nation's Capital throughout the 50 States. **Figure 1** illustrates the distribution of full-time white-collar employees by major geographic area. Statistical tables **W-A1, W-A2, W-C1, W-C2, W-F1, and W-F2** display 1997 white-collar employment by major geographic area.

White-collar employment declined by 5.7 percent (down 89,634) during the last two years, decreased by 7.7 percent in the Nation's Capital (down 20,646), and dropped by 5.5 percent in the remaining United States (down 68,643). Overseas employment dropped by just 0.7 percent (down 345).

FIGURE 1 - WHITE-COLLAR EMPLOYMENT BY MAJOR GEOGRAPHIC AREA
SEPTEMBER 30, 1997



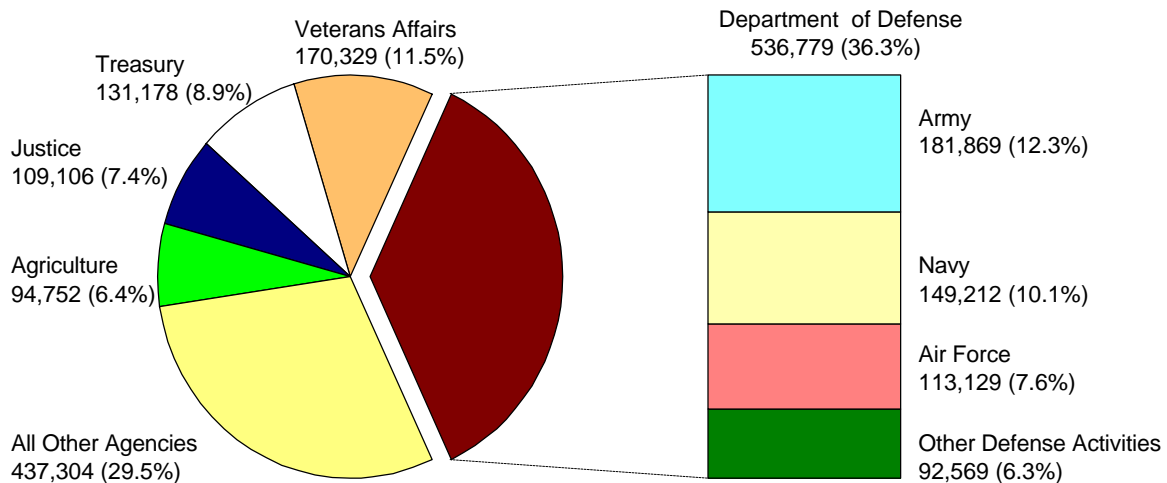
Major Agencies

The Defense Department employed over a third of full-time Federal civilian white-collar workers: Army (181,869); Navy (149,212); Air Force (113,129); Defense Logistics Agency (34,458); and other Defense agencies (58,111). The four other largest employers of white-collar workers were the Departments of Veterans Affairs (170,329), Treasury (131,178), Justice (109,106), and Agriculture (94,752). These five agencies employ 70.4 percent of the white-collar workforce. **Figure 2** illustrates the distribution of white-collar workers by the major agency employers. Tables **W-A1, W-B1, and W-E** present white-collar employment by selected agency and other characteristics.

The Department of Defense reduced its white-collar employment by 49,601 (-8.5 percent) since September 1995; Defense employment changes by agency were: Army down 16,192 (-8.2 percent); Navy down 17,403 (-10.4 percent); Air Force down 2,385 (-2.1 percent); Defense Logistics Agency down 2,044 (-5.6 percent), and other Defense agencies down 11,577 (-16.6 percent).

Non-Defense white-collar employment declined by 4.1 percent, down 40,033 workers. Many agencies downsized significantly since September 1995: Veterans Affairs down 15,212 (-8.2 percent); Treasury down 13,188 (-9.1 percent); Federal Deposit Insurance Corporation down 6,464 (-44.9 percent); Agriculture down 4,533 (-4.6 percent); Interior down 3,846 (-6.4 percent); Energy down 2,068 (-11.8 percent); National Aeronautics and Space Administration down 1,570 (-7.6 percent); Tennessee Valley Authority down 1,331 (-12.6 percent); Housing and Urban Development down 1,286 (-11.1 percent); Commerce down 1,182 (-3.9 percent); General Services Administration down 1,093 (-8.5 percent); and U.S. Office of Personnel Management down 821 (-24.2 percent). The only sizeable increases were in Justice up 14,108 (14.9 percent); Federal Emergency Management Agency up 1,011 (42.0 percent); and Transportation up 995 (1.7 percent).

FIGURE 2 - WHITE-COLLAR EMPLOYMENT BY SELECTED DEPARTMENTS AND AGENCIES
SEPTEMBER 30, 1997



Occupational Series

White-collar workers are classified into 444 different occupations and the 441 occupations with employment are shown on Tables **W-A2, W-B2, W-C1, W-C2, W-D1, W-D2, and W-E**. Occupations ranged in size from several occupations with fewer than 10 employees each to 64,484 employees in series 318 Secretary.

Abolished occupations are discussed in **Appendix I, Survey Changes**; employee records with abolished occupations were recoded to the appropriate occupation.

There were 22 occupations with at least 15,000 or more white-collar employees as of September 1995 or 1997 as shown in **Table W1** below; these 22 occupations comprised 43 percent of the 1997 white-collar workforce.

Two occupations had more than 20,000 men and 20,000 women: Computer Specialist (33,481 men and 21,820 women) and Miscellaneous Administration and Program (25,455 men and 25,060 women). Three other occupations also had at least 20,000 men: 29,619

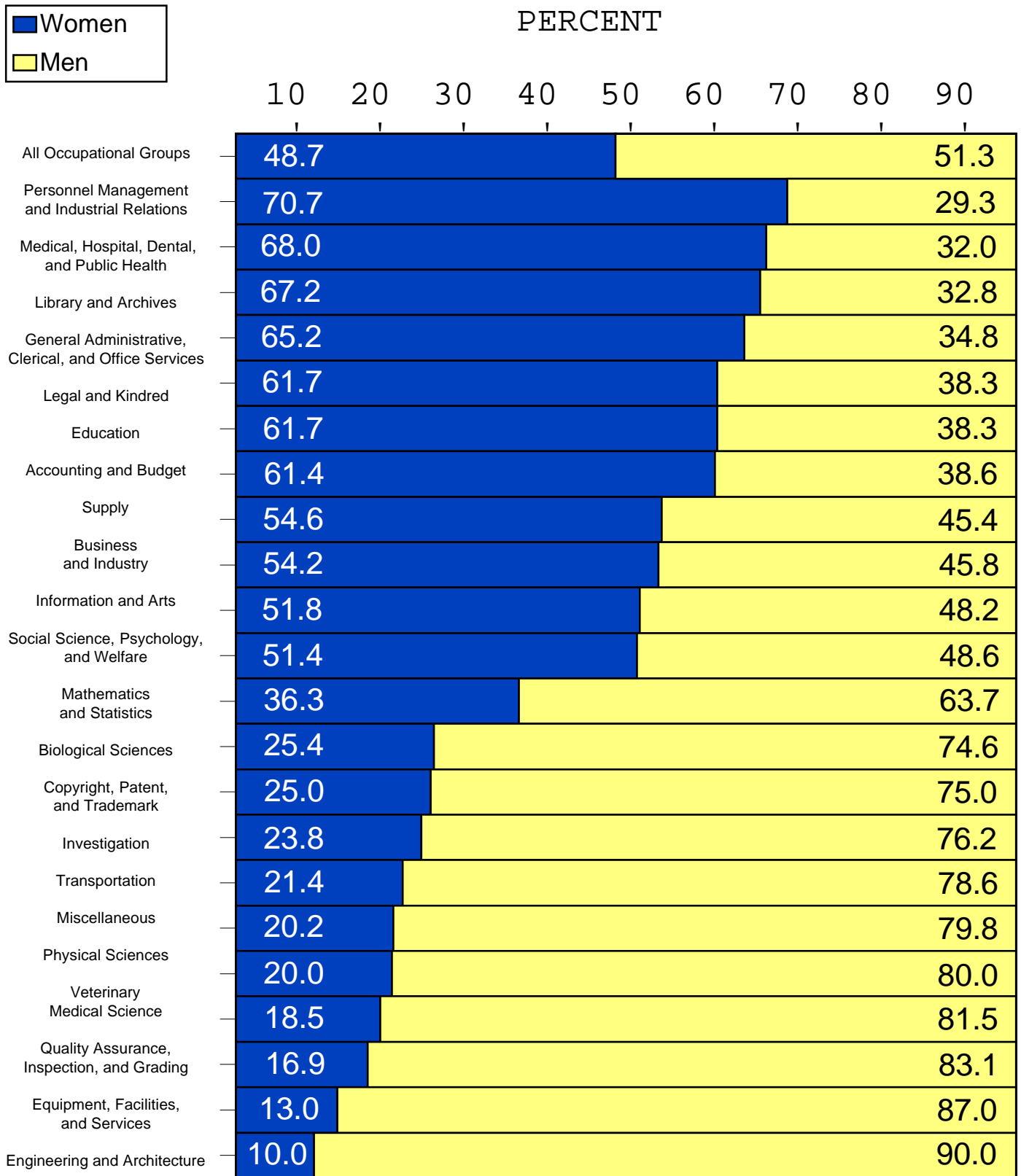
Criminal Investigators; 21,622 Electronics Engineers; and 20,477 Air Traffic Controllers. Four other occupations also had at least 20,000 women: 68,849 Secretaries; 48,575 Miscellaneous Clerks and Assistants; 35,058 Nurses; and 24,448 Management and Program Analysts.

Since September 1997, Secretaries decreased by 15,054 or -16.2 percent, in Defense and other agencies; Nurse dropped by 3,587 or -8.2 percent, mostly in Veterans Affairs; Tax Examining dropped by 1,270 or -6.1 percent, all in Treasury; and Internal Revenue Agent dropped 1,491 or -9.3 percent, again in Treasury. The other large decreases among Computer Specialists, Contracting, Electronics Engineering, General Engineering, Engineering Technician, Accounting Technician, Supply Clerical and Technician, and Office Automation Clerical took place mostly in Defense agencies. Criminal Investigating employment increased by 2,001 or 6.1 percent, primarily in Department of Justice. The 970 increase in the Social Insurance Administration occupation 0105 is employees reclassified from Social Security Claims Examining occupation 0993.

**Table W1 - WHITE-COLLAR OCCUPATIONS WITH 15,000 OR MORE EMPLOYEES
SEPTEMBER 1995 OR 1997**

Occupation Code	Series Title	1995 Employment	1997 Employment	Change	Percent Change
0318	Secretary	78,151	64,484	-13,667	-17.5
0303	Miscellaneous Clerk and Assistant	61,763	61,845	+82	+0.1
0334	Computer Specialist	56,212	55,301	-911	-1.6
0301	Miscellaneous Administration and Program	50,665	50,515	-150	-0.3
0610	Nurse	43,752	40,165	-3,587	-8.2
0343	Management and Program Analysis	39,784	39,492	-292	-0.7
1811	Criminal Investigating	32,575	34,576	+2,001	+6.1
1102	Contracting	29,317	28,210	-1,107	-3.8
0905	General Attorney	25,540	25,385	-155	-0.6
0105	Social Insurance Administration	24,353	25,323	+970	+4.0
2152	Air Traffic Control	24,129	23,781	-348	-1.4
0855	Electronics Engineering	26,399	23,566	-2,833	-10.7
1101	General Business and Industry	19,849	20,082	+233	+1.2
0592	Tax Examining	20,723	19,453	-1,270	-6.1
0801	General Engineering	20,469	18,997	-1,472	-7.2
0802	Engineering Technician	20,528	18,797	-1,731	-8.4
0525	Accounting Technician	19,801	17,865	-1,936	-9.8
2005	Supply Clerical and Technician	19,820	17,026	-2,794	-14.1
0962	Contact Representative	15,393	15,454	+61	+0.4
0326	Office Automation Clerical	17,440	14,674	-2,766	-15.9
0512	Internal Revenue Agent	16,100	14,609	-1,491	-9.3
0305	Mail and File	16,058	12,837	-3,221	-20.1

**FIGURE 3 - DISTRIBUTION OF FULL-TIME WHITE-COLLAR EMPLOYMENT
BY OCCUPATIONAL GROUP AND GENDER
SEPTEMBER 30, 1997**



Occupational Groups

The 444 different white-collar occupations are organized into 22 groups; for example, the Legal and Kindred group includes the occupation General Attorney. Nearly a quarter (369,009 or 24.9 percent) of white-collar workers had an occupation in the General Administrative, Clerical and Office Services group. The other five large white-collar groups were: Medical, Hospital, Dental and Public Health (141,555 or 9.6 percent); Engineering and Architecture (132,466 or 9.0 percent); Accounting and Budget (128,142 or 8.7 percent); Business and Industry (92,231 or 6.2 percent); and Investigation (88,415 or 6.0 percent). Tables **W-A2, W-B2, W-C1, W-C2, W-D1, W-D2, and W-E** show white-collar employment by occupational group.

Certain white-collar occupations are concentrated in particular Federal agencies. The Department of Agriculture employed 63.5 percent of Biological Sciences employees and 92.6 percent of Veterinary Medical Science workers. The Social Security Administration was the major employer of the Social Science, Psychology and Welfare group (38.7 percent). The Department of Veterans Affairs employed 72.0 percent of the Medical, Hospital, Dental and Public Health group. The Department of Commerce employed 85.7 percent of the Copyright, Patent and Trademark group. The Department of Transportation had 67.7 percent of the Transportation group employees. The Departments of Defense and Treasury together employed 74.8 percent of the Accounting and Budget Group. The Social Security Administration and Department of Justice together employed 51.2 percent of the Legal and Kindred group. The Departments of Defense and Commerce together employed 44.2 percent of the Physical Sciences group. The Library of Congress and Department of Defense together employed 52.7 percent of the Library and Archives group. The Departments of Justice and Treasury together employed 72.3 percent of the Investigations group. The Department of Defense was the major employer in all the other white-collar occupational groups. **Table W-E** shows white-collar employment by occupational group and large agency.

Figure 3 on the previous page illustrates the balance of men and women in the various white-collar occupational groups. The Personnel Management and Industrial Relations group contained the highest proportion of women (70.7 percent), while the Engineering and Architecture group had the highest proportion of men (90.0 percent). The percentage of women in the full-time white-collar workforce fell by -0.3 percent overall, from 49.0 percent in 1995 to 48.7 percent in 1997. The

percentage of women rose slightly in 14 occupational groups and fell slightly in eight occupational groups.

Only the Investigation group had a significant increase since September 1995, up 8,485 or 10.6 percent (in Justice Department). The largest decreases took place in General Administration, Clerical and Office Services down 29,712 (-7.5 percent); Accounting and Budget down 14,456 (-10.1 percent); Engineering and Architecture down 13,358 (-9.2 percent); and Medical, Hospital, Dental, and Public Health down 11,064 (-7.2 percent). Four groups decreased by more than 10 percent, mostly due to Defense Department cutbacks. **Table W2** on the next page shows 1997 white-collar occupational group totals and the numerical and percentage changes since 1995.

Table W2 also displays occupational group trend data for 1977 through 1997. While occupational group changes reflect overall workforce expansions and contractions over the years, the full-time Federal civilian workforce has gradually lost blue-collar employment and become progressively more white-collar. During the past 20 years, white-collar employment fell slightly by -0.7 percent (down 10,727). Four groups increased by more than 25 percent; the largest increases occurred in Investigations up 40,937 (86.2 percent); Business and Industry up 22,873 (33.0 percent); and Medical, Hospital, Dental and Public Health up 21,299 (17.7 percent). Three white-collar groups declined significantly over the 20-year period: Supply (down 24,315 or -41.4 percent); General Administration, Clerical, and Office Services (down 89,109 or -19.5 percent); and Engineering and Architecture (down 17,520 or -11.7 percent).

Occupational Categories

The September 1997 full-time white-collar workforce was distributed among four occupational categories of **P**rofessional (395,936 or 26.8 percent), **A**dministrative (515,619 or 34.9 percent), **T**echnical (339,295 or 22.9 percent), and **C**lerical (184,022 or 12.4 percent); the remaining white-collar workers were in the “**O**ther” category (44,257 or 3.0 percent) — primarily protective services and student trainees, or in the “unspecified” category for 319 employees with unspecified occupational series. Occupational categories are defined in **Appendix I**.

Women held most clerical jobs (83.0 percent) whereas men held nearly two-thirds of the professional, administrative, and “other” jobs (61.7 percent). The largest occupations by occupational category were: Professional —

**TABLE W2 - TREND OF FULL-TIME CIVILIAN WHITE-COLLAR EMPLOYMENT BY OCCUPATIONAL GROUP AS OF OCTOBER 31, 1977-1985,
AND SEPTEMBER 30, 1987-1997 (EXCLUDES U.S. POSTAL SERVICE AND FOREIGN NATIONALS EMPLOYED OVERSEAS)**

OCCUPATIONAL GROUP	1977	1979	1981	1983	1985	1987	1989	1991	1993	1995	1997	CHANGE 1995-97	PERCENT CHANGE 1995-97
TOTAL, ALL GROUPS*	1,490,175	1,490,658	1,512,837	1,522,329	1,602,438	1,630,286	1,662,891	1,710,864	1,668,020	1,569,082	1,479,448	-89,634	-5.7
MISCELLANEOUS OCCUPATIONS.....	51,081	52,556	52,349	51,962	54,618	57,032	60,198	65,313	66,804	65,968	65,662	-306	-0.5
SOCIAL SCIENCE, PSYCHOLOGY & WELFARE.....	55,529	59,146	60,561	57,337	56,972	55,139	56,135	60,406	65,109	66,063	65,740	-323	-0.5
PERSONNEL MANAGEMENT & INDUSTRIAL RELATIONS.....	42,439	43,841	47,168	49,071	50,431	51,090	52,606	53,545	51,765	46,298	41,895	-4,403	-9.5
GENERAL ADMINISTRATIVE, CLERICAL & OFFICE SERVICES.....	458,118	445,300	429,713	424,245	450,267	457,761	457,914	466,114	437,158	398,721	369,009	-29,712	-7.5
BIOLOGICAL SCIENCES.....	49,494	50,235	58,687	55,536	54,824	53,849	61,252	64,680	66,188	60,378	58,003	-2,375	-3.9
ACCOUNTING & BUDGET.....	119,721	119,997	123,250	122,452	132,747	142,286	146,006	153,566	147,999	142,598	128,142	-14,456	-10.1
MEDICAL, HOSPITAL, DENTAL & PUBLIC HEALTH.....	120,256	124,255	134,762	137,443	141,698	142,292	141,760	149,250	154,491	152,619	141,555	-11,064	-7.2
VETERINARY MEDICAL SCIENCE.....	3,159	2,998	2,953	2,732	2,728	2,474	2,411	2,492	2,540	2,348	2,188	-160	-6.8
ENGINEERING & ARCHITECTURE.....	149,986	150,265	154,210	159,487	166,976	169,769	172,825	172,472	166,867	145,824	132,466	-13,358	-9.2
LEGAL & KINDRED.....	66,510	67,807	71,757	74,243	74,680	73,445	74,295	81,878	79,834	78,341	78,755	+414	0.5
INFORMATION & ARTS.....	20,459	20,674	21,332	19,963	21,708	21,503	21,886	21,894	21,579	19,903	18,639	-1,264	-6.4
BUSINESS & INDUSTRY.....	69,358	72,796	80,284	85,676	95,273	99,311	103,881	105,631	103,401	97,205	92,231	-4,974	-5.1
COPYRIGHT, PATENT & TRADEMARK.....	1,640	1,587	1,569	1,800	2,042	2,063	2,255	2,532	2,710	2,861	2,961	+100	3.5
PHYSICAL SCIENCES.....	41,968	43,025	43,774	43,307	44,378	42,909	43,504	44,166	43,578	40,781	34,272	-6,509	-16.0
LIBRARY & ARCHIVES.....	9,783	9,668	9,761	9,654	10,083	9,712	9,763	9,842	9,794	8,609	8,412	-197	-2.3
MATHEMATICS & STATISTICS.....	14,363	14,667	14,623	14,679	15,365	15,139	15,365	15,768	15,208	13,837	13,337	-500	-3.6
EQUIPMENT, FACILITIES, & SERVICES.....	14,095	14,279	15,141	15,488	17,738	18,148	18,099	17,851	16,036	14,697	13,646	-1,051	-7.2
EDUCATION.....	28,069	28,201	28,251	28,640	30,287	32,828	32,796	34,371	34,244	33,261	33,127	-134	-0.4
INVESTIGATION.....	47,478	48,966	49,857	51,031	56,423	63,489	71,168	75,488	78,411	79,930	88,415	+8,485	10.6
QUALITY ASSURANCE, INSPECTION, & GRADING	18,316	18,556	18,834	18,919	19,458	19,704	19,236	17,729	15,618	13,062	11,009	-2,053	-15.7
SUPPLY.....	58,717	56,096	57,410	56,919	60,546	57,666	54,423	50,571	44,791	39,057	34,402	-4,655	-11.9
TRANSPORTATION.....	42,616	43,758	34,641	39,440	41,325	42,257	43,907	44,981	43,571	46,378	45,265	-1,113	-2.4
UNSPECIFIED.....	7,020	1,985	1,950	2,305	1,871	420	1,206	324	324	343	317	-26	-7.6

* The 1991-1993 changes include the withdrawal of Government Accounting Office employees from this survey (5,103 employees in 1991).
The 1995-1997 changes include the withdrawal of Defense Mapping Agency employees from this survey (6,388 employees in 1995).

40,165 in Nurse series 610; Administrative — 55,301 in Computer Specialist series 334; Technical — 32,066 in technical portion of Miscellaneous Clerk and Assistant series 303; Clerical — 64,484 in Secretary series 318; and Other — 12,601 in Correctional Officer series 007. Tables **W-C2** and **W-G** display the white-collar employment by occupational category.

The white-collar workforce contracted by 89,634 (down 5.7 percent) since September 1995 due to losses in all the occupational categories except Other. The large declines took place among Clericals (down 37,299 or -16.9 percent), Professionals (down 26,550 or -6.3 percent), and Technicals (down 19,800 or -5.5 percent). There was a moderate decline among Administratives (down 7,056 or -1.3 percent) and a moderate increase in the Other category (up 1,095 or 2.5 percent). Despite the shrinking workforce, Administrative women remained unchanged (up 48 or 0.0 percent) and Other category men increased by 1,137 or 2.9 percent.

Supervisory Status

While white-collar employment declined in the last 2 years by -5.7 percent, managers and supervisors decreased by -12.7 percent. Women comprised 48.7 percent of the white-collar workforce but 31.1 percent of managers and supervisors. Since September 1995, white-collar women decreased by -6.3 percent but women managers and supervisors decreased by -10.5 percent. These supervisory patterns were consistent across the major geographic areas. **Table W3** below presents white-collar employment by major geographic area, gender, and supervisory status. **Table W-H** displays white-collar employment by occupation, occupational group, supervisory status, and gender.

In the combined white- and blue-collar workforce, the 1,526,146 (88.3 percent) nonsupervisory employees were under the direction of the 202,041 (11.7 percent) managers and supervisors in September 1997. The white- and blue-collar employee to supervisor/manager ratio was 7.6 to 1.

**Table W3 - FULL-TIME FEDERAL CIVILIAN WHITE-COLLAR EMPLOYMENT
BY MAJOR GEOGRAPHIC AREA, GENDER, AND SUPERVISORY STATUS
SEPTEMBER 30, 1997**

Major Geographic Area and Gender	Total	Managers and Supervisors	Non-Supervisors
All Areas			
Total	1,479,448	177,308	1,302,140
Men	758,917	122,107	636,810
Women	720,531	55,201	665,330
United States Excluding Washington, DC-MD-VA-WV Metropolitan Statistical Area (MSA)			
Total	1,184,919	134,848	1,050,071
Men	615,678	93,198	522,480
Women	569,241	41,650	527,591
Washington, DC-MD-VA-WV MSA			
Total	246,279	33,773	212,506
Men	117,647	22,713	94,934
Women	128,632	11,060	117,572
Overseas			
Total	48,250	8,687	39,563
Men	25,592	6,196	19,396
Women	22,658	2,491	20,167

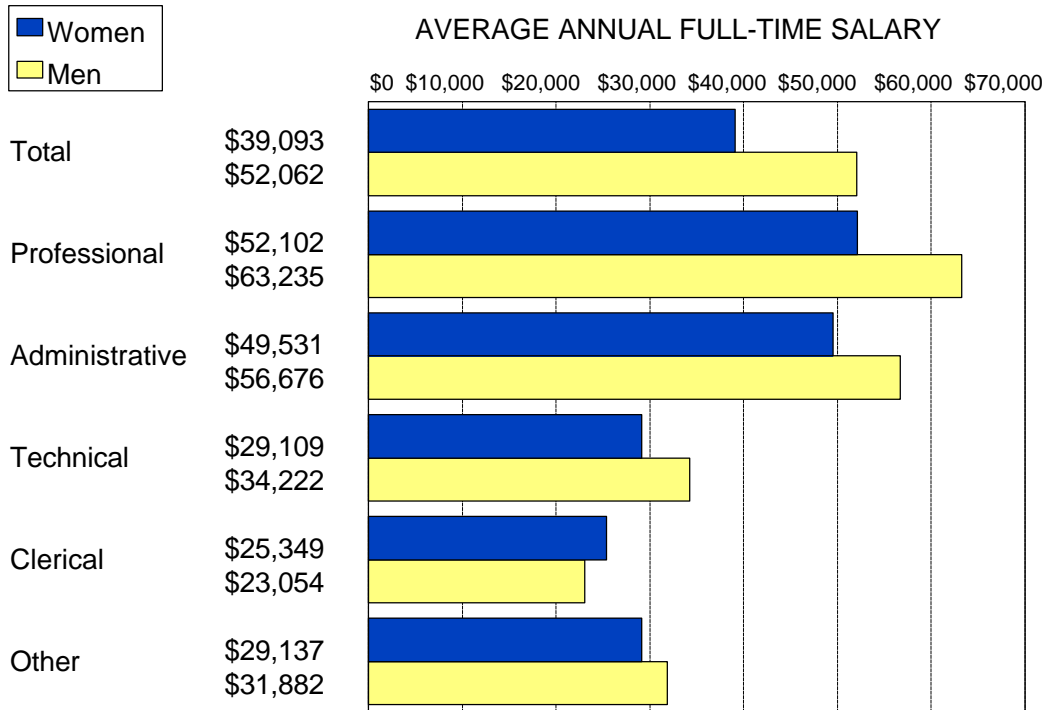
Average Annual Base Salaries

The worldwide average annual base salary for the full-time white-collar workforce as of September 30, 1997, was \$45,746; average salaries for white-collar men and women were \$52,062 and \$39,093, respectively. Average salary by occupation ranged from \$14,475 for Quality Inspection Student Trainee to \$103,150 for Administrative Law Judges. Average annual base salaries are generally higher in the Nation's Capital than elsewhere since most agencies have their headquarters and senior managers there; the September 1997 average salary in the Washington, DC-MD-VA-WV Metropolitan Statistical Area was \$57,241, with \$66,280 for men and \$48,974 for women. Between September 1995 and 1997, average salaries rose 8.0 percent overall, 6.8 percent for men, and 9.5 percent for women; salaries rose 8.7 percent in the Nation's Capital.

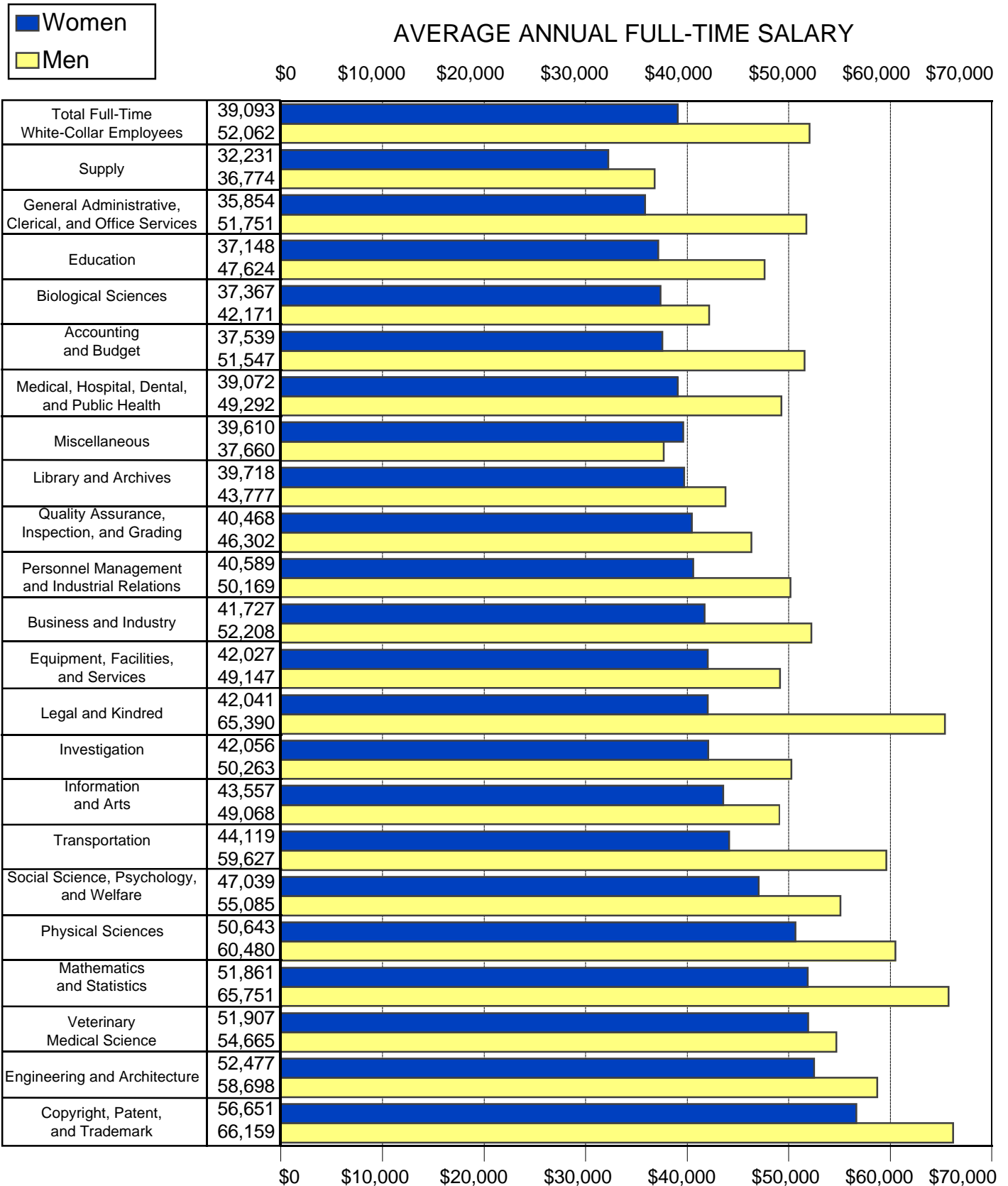
Professionals earned the highest average salaries as of September 1997 at \$59,097 followed by Administratives at \$53,703; Others at \$31,626 (mostly correctional officers, fire fighters, police, guards, and border patrol agents); Technicals at \$31,180; and Clericals at the lowest average salary of \$24,958. Average salaries for men and women in the Professional category were \$63,235 and \$52,102, respectively; for men and women in the Administrative category were \$56,676 and \$49,531, respectively. Increases in the average salary since September 1995 ranged from 6.8 percent for Administratives and Technicals to 8.0 percent for Others; average salaries increased more for women than men in all categories. **Figure 4** below presents average salaries for men and women by occupational category.

Figure 5 on the next page presents average salaries for men and women by occupational group. Average salary data by major geographic area and gender appear on Tables **W-C1** and **W-C2** by occupation and on Tables **W-F1** and **W-F2** by grade.

FIGURE 4 - AVERAGE ANNUAL SALARIES OF WHITE-COLLAR EMPLOYEES BY OCCUPATIONAL CATEGORY AND GENDER SEPTEMBER 30, 1997



**FIGURE 5 - AVERAGE ANNUAL SALARIES OF WHITE-COLLAR EMPLOYEES
BY OCCUPATIONAL GROUP AND GENDER
SEPTEMBER 30, 1997**



Pay Category

Most full-time Federal civilian white-collar employees in September 1997 were paid under the General Schedule (1,280,852 or 86.6 percent). Another 114,116 employees (7.7 percent) were paid under pay plans and grades related to the General Schedule; 15,730 were at Senior Pay Levels (1.1 percent); and the remaining 68,750 white-collar employees (4.6 percent) were paid under various other white-collar pay plans. Pay categories are defined in **Appendix I**. Please note that General Schedule (GS) employees are combined with those in related pay plans and grades for presentation as “GS and related employment” in this publication. Tables **W-B1, W-B2, W-F1 and W-G** display white-collar employment by these pay categories.

Since September 1995, General Schedule employment was down 127,665 or -9.1 percent. The “Related to GS” category rose by 39,214 or 52.4 percent due to new pay plans in the Transportation Department’s Federal Aviation Administration (formerly in General Schedule). Senior Pay Level employment rose 1.1 percent (up 164); men decreased by 151 or -1.2 percent whereas women increased by 315 or 10.9 percent. The “Other” pay category remained stable, down 1,347 or -1.9 percent. The minor changes in the pay category definitions since the 1995 survey are explained in **Appendix I**.

General Schedule Grade

As of September 1997, most General Schedule employees were in grades 4 through 7 (425,695 or 33.2 percent) and in grades 11 through 13 (549,069 or 42.3 percent). Women held more than two-thirds of the lower GS grades 1-8 (333,820 or 68.8 percent) whereas men held nearly two-thirds of the higher GS grades 9-15 (493,718 or 62.0 percent). These patterns were unchanged from September 1995. In the past two years, employment in grades 1-5 dropped considerably by 43,877 (-16.8 percent) while employment in grades 6-10 fell somewhat by 21,624 (-5.0 percent) and employment in grades 11-15 decreased significantly by 62,164 (-8.7 percent). About 30 percent of the General Schedule declines was due to movement into new Federal Aviation Administration pay plans. General Schedule grade distributions are shown on Tables **W-D2 and W-F2**.

General Schedule average grade went up by 0.6 percent from 9.43 to 9.49 from 1995 to 1997 while the median grade remained at 11. GS average grades rose for both men (10.61 to 10.77) and women (8.20 to 8.53); median GS grade remained at 12 for men while rising from 7 to 8 for women. In the Nation’s Capital, the September 1997

GS average grade was 11.23 and the median grade was 12 compared to the rest of the United States with an average grade of 9.39 and a median grade of 11. Since 1995, the average grade in the Washington, DC-MD-VA-WV Metropolitan Statistical Area rose from 11.01 to 11.23 (median grade remained at 12) and the average grade in the rest of the United States rose from 9.14 to 9.39 (median grade rose from 9 to 11).

General Schedule and Related Grade

September 1997 GS and related average grades by occupational category were 12.22 for Professionals, 11.63 for Administratives, 7.12 for Technicals, 5.07 for Clericals, and 7.06 for Others; all categories had a higher average grade than in September 1995. Average grades for men and women in the Professional category were 12.51 and 11.60, respectively; in the Administrative category, men and women average grades were 11.91 and 11.25, respectively.

The 1997 GS and related average grades for the white-collar occupational groups ranged from 7.80 for the Supply group to 12.64 for the Copyright, Patent and Trademark group. Occupations ranged in GS and related average grade from 1.67 for Quality Inspection Student Trainee to 15.00 for U.S. Marshals. GS and related grade distributions are shown on Tables **W-D1, W-F1, and W-G**.

WHITE-COLLAR STATISTICAL TABLES INDEX

	Page
Table W-A1 Full-Time Civilian White-Collar Employment by Selected Agency, Major Geographic Area, and Gender, September 30, 1997	13
Table W-A2 Full-Time Civilian White-Collar Employment by Occupation, Major Geographic Area, and Gender, September 30, 1997	14
Table W-B1 Full-Time Civilian White-Collar Employment by Selected Agency, Pay Category, and Gender, September 30, 1997	24
Table W-B2 Full-Time Civilian White-Collar Employment by Occupation, Pay Category, and Gender, September 30, 1997	25
Table W-C1 Full-Time Civilian White-Collar Employment and Average Salary by Occupation, Major Geographic Area, and Gender, September 30, 1997	35
Table W-C2 Full-Time Civilian White-Collar Employment and Average Salary by Occupational Category, Occupation, Major Geographic Area, and Gender, September 30, 1997	44
Table W-D1 Full-Time Civilian White-Collar Employment by Occupation, Gender, Pay Category, General Schedule and Related Grade, Median Grade, and Average Grade, September 30, 1997	55
Table W-D2 Full-Time Civilian General Schedule Employment by Occupation, Gender, Grade, Median Grade, and Average Grade, September 30, 1997	69
Table W-E Full-Time Civilian White-Collar Employment by Occupation, Gender, and Selected Agency, September 30, 1997	83
Table W-F1 Full-Time Civilian White-Collar Employment and Average Salary by Pay Category, Grade or Salary Range, Major Geographic Area, and Gender, September 30, 1997	113
Table W-F2 Full-Time Civilian General Schedule Employment and Average Salary by Grade, Major Geographic Area, and Gender, September 30, 1997	114
Table W-G Full-Time Civilian White-Collar Employment by Pay Category, Grade or Salary Range, Occupational Category, and Gender, September 30, 1997	115
Table W-H Full-Time Civilian White-Collar Employment by Occupation, Supervisory Position, and Gender, September 30, 1997	116

TABLE W-A1 FULL-TIME CIVILIAN WHITE-COLLAR EMPLOYMENT BY AGENCY, MAJOR GEOGRAPHIC AREA, AND GENDER, SEPTEMBER 30, 1997

AGENCY	ALL AREAS			WASHINGTON DC-MD-VA-WV MSA*			UNITED STATES EXCLUDING WASHINGTON, DC-MD-VA-WV MSA*			OVERSEAS		
	TOTAL	MEN	WOMEN	TOTAL	MEN	WOMEN	TOTAL	MEN	WOMEN	TOTAL	MEN	WOMEN
GRAND TOTAL	1,479,448	758,917	720,531	246,279	117,647	128,632	1,184,919	615,678	569,241	48,250	25,592	22,658
GOVERNMENT PRINTING OFFICE	1,919	871	1,048	1,597	723	874	322	148	174
LIBRARY OF CONGRESS	4,121	1,861	2,260	4,094	1,845	2,249	20	14	6	7	2	5
OTHER LEGISLATIVE BRANCH	657	296	361	648	292	356	9	4	5
EXECUTIVE OFFICE OF THE PRESIDENT	1,043	487	556	1,037	482	555	6	5	1
DEPARTMENT OF STATE	13,802	7,651	6,151	7,018	3,516	3,502	1,146	575	571	5,638	3,560	2,078
DEPARTMENT OF TREASURY	131,178	59,143	72,035	18,706	9,482	9,224	111,365	48,908	62,457	1,107	753	354
DEPARTMENT OF THE ARMY	181,869	97,675	84,194	18,352	8,509	9,843	150,031	81,349	68,682	13,486	7,817	5,669
DEPARTMENT OF THE NAVY	149,212	87,908	61,304	22,011	11,812	10,199	121,800	73,250	48,550	5,401	2,846	2,555
DEPARTMENT OF THE AIR FORCE	113,129	61,303	51,826	4,488	1,843	2,645	104,482	57,710	46,772	4,159	1,750	2,409
DEFENSE LOGISTICS AGENCY	34,458	18,214	16,244	2,921	1,314	1,607	30,751	16,393	14,358	786	507	279
OTHER DEFENSE ACTIVITIES	58,111	23,354	34,757	10,530	5,194	5,336	38,813	15,268	23,545	8,768	2,892	5,876
DEPARTMENT OF JUSTICE	109,106	65,992	43,114	19,717	8,880	10,837	87,629	55,889	31,740	1,760	1,223	537
DEPARTMENT OF INTERIOR	56,016	32,380	23,636	6,227	3,201	3,026	49,544	29,016	20,528	245	163	82
DEPARTMENT OF AGRICULTURE	94,752	56,392	38,360	10,726	4,769	5,957	83,118	51,018	32,100	908	605	303
DEPARTMENT OF COMMERCE	28,864	16,711	12,153	17,710	9,313	8,397	10,878	7,179	3,699	276	219	57
DEPARTMENT OF LABOR	15,145	7,847	7,298	5,211	2,291	2,920	9,887	5,527	4,360	47	29	18
DEPARTMENT OF HEALTH AND HUMAN SERVICES	49,034	18,254	30,780	22,777	8,865	13,912	26,077	9,276	16,801	180	113	67
DEPARTMENT OF HOUSING AND URBAN DEVELOPMENT	10,321	4,220	6,101	2,909	1,154	1,755	7,330	3,031	4,299	82	35	47
DEPARTMENT OF TRANSPORTATION	60,964	44,118	16,846	9,568	5,298	4,270	50,913	38,429	12,484	483	391	92
DEPARTMENT OF ENERGY	15,464	9,252	6,212	5,735	3,198	2,537	9,722	6,051	3,671	7	3	4
DEPARTMENT OF EDUCATION	4,494	1,705	2,789	3,101	1,094	2,007	1,390	609	781	3	2	1
DEPARTMENT OF VETERANS AFFAIRS	170,329	63,287	107,042	4,911	2,216	2,695	163,256	60,043	103,213	2,162	1,028	1,134
ENVIRONMENTAL PROTECTION AGENCY	17,041	8,756	8,285	5,717	2,677	3,040	11,288	6,056	5,232	36	23	13
FEDERAL DEPOSIT INSURANCE CORPORATION	7,934	4,147	3,787	2,502	1,124	1,378	5,419	3,015	2,404	13	8	5
FEDERAL EMERGENCY MANAGEMENT AGENCY	3,419	1,767	1,652	1,705	809	896	1,686	943	743	28	15	13
GENERAL SERVICES ADMINISTRATION	11,741	5,922	5,819	4,136	1,975	2,161	7,536	3,894	3,642	69	53	16
NATIONAL AERONAUTICS AND SPACE ADMINISTRATION	19,125	12,894	6,231	4,108	2,531	1,577	14,996	10,349	4,647	21	14	7
NUCLEAR REGULATORY COMMISSION	2,900	1,901	999	1,996	1,229	767	903	671	232	1	1	...
OFFICE OF PERSONNEL MANAGEMENT	2,565	922	1,643	1,670	658	1,012	891	262	629	4	2	2
SECURITIES AND EXCHANGE COMMISSION	2,705	1,374	1,331	1,679	820	859	1,026	554	472
SMALL BUSINESS ADMINISTRATION	4,289	1,992	2,297	754	302	452	3,476	1,658	1,818	59	32	27
SMITHSONIAN INSTITUTION	3,905	2,123	1,782	3,536	1,892	1,644	345	212	133	24	19	5
SOCIAL SECURITY ADMINISTRATION	62,715	18,467	44,248	1,516	550	966	60,701	17,761	42,940	498	156	342
TENNESSEE VALLEY AUTHORITY	9,244	6,488	2,756	5	1	4	9,239	6,487	2,752
U.S. INFORMATION AGENCY	3,661	1,947	1,714	2,855	1,440	1,415	204	147	57	602	360	242
U.S. INTERNATIONAL DEVELOPMENT COOPERATION AGENCY	2,578	1,317	1,261	1,825	792	1,033	6	4	2	747	521	226
OTHER EXECUTIVE BRANCH	21,638	9,979	11,659	12,281	5,556	6,725	8,720	3,978	4,742	637	445	192

*MSA is Metropolitan Statistical Area

TABLE W-A2 FULL-TIME CIVILIAN WHITE-COLLAR EMPLOYMENT BY OCCUPATION, MAJOR GEOGRAPHIC AREA, AND GENDER, SEPTEMBER 30, 1997

OCCUPATION CODES 1/ TITLES	ALL AREAS			WASHINGTON, DC-MD-VA-WV METROPOLITAN STATISTICAL AREA			UNITED STATES EXCLUDING WASHINGTON, DC-MD-VA-WV METROPOLITAN STATISTICAL AREA			OVERSEAS		
	TOTAL	MEN	WOMEN	TOTAL	MEN	WOMEN	TOTAL	MEN	WOMEN	TOTAL	MEN	WOMEN
GRAND TOTAL	1,479,448	758,917	720,531	246,279	117,647	128,632	1,184,919	615,678	569,241	48,250	25,592	22,658
0006 A CORRECTIONAL INSTITUTION ADMINISTRATION	1,663	1,238	425	222	153	69	1,431	1,077	354	10	8	2
0007 O CORRECTIONAL OFFICER	12,601	11,112	1,489	12,443	10,981	1,462	158	131	27
0011 A BOND SALES PROMOTION	111	87	24	8	6	2	103	81	22
0018 A SAFETY AND OCCUPATIONAL HEALTH MANAGEMENT	4,271	3,379	892	425	298	127	3,679	2,938	741	167	143	24
0019 T SAFETY TECHNICIAN	244	140	104	10	5	5	231	134	97	3	1	2
0020 P COMMUNITY PLANNING	555	413	142	137	99	38	397	301	96	21	13	8
0021 T COMMUNITY PLANNING TECHNICIAN	18	5	13	1	1	...	17	4	13
0023 A OUTDOOR RECREATION PLANNING	646	407	239	40	26	14	604	380	224	2	1	1
0025 * PARK RANGER	6,141	4,361	1,780	324	206	118	5,787	4,132	1,655	30	23	7
0028 A ENVIRONMENTAL PROTECTION SPECIALIST	5,551	3,373	2,178	1,313	717	596	4,082	2,542	1,540	156	114	42
0029 T ENVIRONMENTAL PROTECTION ASSISTANT	529	167	362	11	2	9	502	151	351	16	14	2
0030 A SPORTS SPECIALIST	587	493	94	43	29	14	409	346	63	135	118	17
0050 A FUNERAL DIRECTING	44	40	4	2	2	...	15	13	2	27	25	2
0060 P CHAPLAIN	605	553	52	14	12	2	587	538	49	4	3	1
0062 A CLOTHING DESIGN	25	7	18	25	7	18
0072 * FINGERPRINT IDENTIFICATION	1,061	461	600	142	100	42	919	361	558
0080 A SECURITY ADMINISTRATION	6,315	3,978	2,337	2,077	1,199	878	3,788	2,392	1,396	450	387	63
0081 O FIRE PROTECTION AND PREVENTION	9,510	9,319	191	416	407	9	8,795	8,620	175	299	292	7
0082 O UNITED STATES MARSHAL	89	80	9	3	3	...	83	74	9	3	3	...
0083 O POLICE	8,709	8,084	625	2,791	2,532	259	5,781	5,422	359	137	130	7
0084 O NUCLEAR MATERIALS COURIER	226	226	226	226
0085 O SECURITY GUARD	4,095	3,707	388	1,047	864	183	2,931	2,727	204	117	116	1
0086 C SECURITY CLERICAL AND ASSISTANCE	1,582	473	1,109	316	86	230	1,222	358	864	44	29	15
0090 T GUIDE	246	149	97	29	18	11	210	126	84	7	5	2
0095 P FOREIGN LAW SPECIALIST	20	11	9	20	11	9
0099 O GENERAL STUDENT TRAINEE	218	121	97	17	10	7	200	111	89	1	...	1
0000 MISCELLANEOUS OCCUPATIONS	65,662	52,384	13,278	9,408	6,786	2,622	54,467	44,042	10,425	1,787	1,556	231
0101 P SOCIAL SCIENCE	6,272	3,235	3,037	1,187	552	635	4,620	2,490	2,130	465	193	272
0102 T SOCIAL SCIENCE AID AND TECHNICIAN	685	338	347	37	8	29	625	321	304	23	9	14
0105 A SOCIAL INSURANCE ADMINISTRATION	25,323	8,673	16,650	232	50	182	24,857	8,542	16,315	234	81	153
0106 A UNEMPLOYMENT INSURANCE	118	69	49	47	26	21	71	43	28
0107 A HEALTH INSURANCE ADMINISTRATION	1,556	597	959	39	6	33	1,514	590	924	3	1	2
0110 P ECONOMIST	5,252	3,809	1,443	3,501	2,508	993	1,188	874	314	563	427	136
0119 T ECONOMICS ASSISTANT	130	28	102	108	22	86	22	6	16
0130 P FOREIGN AFFAIRS	3,554	2,427	1,127	1,748	1,166	582	66	50	16	1,740	1,211	529
0131 P INTERNATIONAL RELATIONS	145	99	46	96	54	42	22	20	2	27	25	2
0132 A INTELLIGENCE	4,726	2,996	1,730	1,658	1,057	601	2,794	1,738	1,056	274	201	73
0134 C INTELLIGENCE AID AND CLERK	442	82	360	227	42	185	207	35	172	8	5	3
0135 P FOREIGN AGRICULTURAL AFFAIRS	185	150	35	81	67	14	4	3	1	100	80	20
0136 A INTERNATIONAL COOPERATION	27	8	19	24	5	19	3	3	...
0140 P MANPOWER RESEARCH AND ANALYSIS	30	17	13	29	17	12	1	...	1
0142 A MANPOWER DEVELOPMENT	448	233	215	118	59	59	328	173	155	2	1	1
0150 P GEOGRAPHY	349	241	108	141	101	40	207	139	68	1	1	...
0160 A CIVIL RIGHTS ANALYSIS	57	24	33	41	13	28	16	11	5
0170 P HISTORY	652	490	162	255	197	58	377	276	101	20	17	3
0180 P PSYCHOLOGY	3,563	2,348	1,215	422	227	195	3,057	2,077	980	84	44	40
0181 T PSYCHOLOGY AID AND TECHNICIAN	702	364	338	22	10	12	669	348	321	11	6	5

1/ P = PROFESSIONAL, A = ADMINISTRATIVE, T = TECHNICAL, C = CLERICAL, O = OTHER, * = SPLIT OCCUPATIONAL CATEGORY

TABLE W-A2 FULL-TIME CIVILIAN WHITE-COLLAR EMPLOYMENT BY OCCUPATION, MAJOR GEOGRAPHIC AREA, AND GENDER, SEPTEMBER 30, 1997

OCCUPATION CODES 1/ TITLES	ALL AREAS			WASHINGTON, DC-MD-VA-WV METROPOLITAN STATISTICAL AREA			UNITED STATES EXCLUDING WASHINGTON, DC-MD-VA-WV METROPOLITAN STATISTICAL AREA			OVERSEAS		
	TOTAL	MEN	WOMEN	TOTAL	MEN	WOMEN	TOTAL	MEN	WOMEN	TOTAL	MEN	WOMEN
0184 P SOCIOLOGY	44	22	22	17	8	9	27	14	13
0185 P SOCIAL WORK	4,817	2,034	2,783	171	39	132	4,458	1,922	2,536	188	73	115
0186 T SOCIAL SERVICES AID AND ASSISTANT	965	431	534	11	...	11	878	420	458	76	11	65
0187 A SOCIAL SERVICES	569	174	395	21	12	9	443	124	319	105	38	67
0188 A RECREATION SPECIALIST	1,853	1,198	655	68	33	35	1,458	971	487	327	194	133
0189 T RECREATION AID AND ASSISTANT	2,029	1,135	894	56	30	26	1,616	883	733	357	222	135
0190 P GENERAL ANTHROPOLOGY	90	53	37	32	22	10	53	27	26	5	4	1
0193 P ARCHEOLOGY	1,050	656	394	42	30	12	1,005	623	382	3	3	...
0199 O SOCIAL SCIENCE STUDENT TRAINEE	107	42	65	27	8	19	79	34	45	1	...	1
0100 SOCIAL SCIENCE, PSYCHOLOGY, AND WELFARE	65,740	31,973	33,767	10,458	6,369	4,089	50,662	22,754	27,908	4,620	2,850	1,770
0201 A PERSONNEL MANAGEMENT	10,978	3,373	7,605	3,563	996	2,567	7,022	2,225	4,797	393	152	241
0203 * PERSONNEL CLERICAL AND ASSISTANCE	8,863	905	7,958	1,650	168	1,482	6,950	675	6,275	263	62	201
0204 * MILITARY PERSONNEL CLERICAL AND TECHNICIAN	7,465	2,326	5,139	975	208	767	6,246	2,000	4,246	244	118	126
0205 A MILITARY PERSONNEL MANAGEMENT	1,739	982	757	516	212	304	1,185	738	447	38	32	6
0212 A PERSONNEL STAFFING	1,981	390	1,591	504	83	421	1,423	298	1,125	54	9	45
0221 A POSITION CLASSIFICATION	978	389	589	246	100	146	688	265	423	44	24	20
0222 A OCCUPATIONAL ANALYSIS	29	17	12	5	4	1	24	13	11
0223 A SALARY AND WAGE ADMINISTRATION	144	59	85	77	29	48	67	30	37
0230 A EMPLOYEE RELATIONS	1,642	421	1,221	546	116	430	1,052	286	766	44	19	25
0233 A LABOR RELATIONS	1,083	555	528	254	140	114	816	407	409	13	8	5
0235 A EMPLOYEE DEVELOPMENT	1,990	661	1,329	581	160	421	1,389	493	896	20	8	12
0241 A MEDIATION	214	176	38	23	17	6	191	159	32
0243 A APPRENTICESHIP AND TRAINING	147	99	48	4	2	2	143	97	46
0244 A LABOR MANAGEMENT RELATIONS EXAMINING	374	239	135	11	7	4	361	230	131	2	2	...
0246 A CONTRACTOR INDUSTRIAL RELATIONS	125	60	65	8	4	4	117	56	61
0249 A WAGE AND HOUR COMPLIANCE	1,136	666	470	49	23	26	1,067	632	435	20	11	9
0260 A EQUAL EMPLOYMENT OPPORTUNITY	2,507	779	1,728	889	276	613	1,544	479	1,065	74	24	50
0270 A FEDERAL RETIREMENT BENEFITS	444	141	303	304	103	201	140	38	102
0299 O PERSONNEL MANAGEMENT STUDENT TRAINEE	56	18	38	17	5	12	38	13	25	1	...	1
0200 PERSONNEL MANAGEMENT AND INDUSTRIAL RELATIONS	41,895	12,256	29,639	10,222	2,653	7,569	30,463	9,134	21,329	1,210	469	741
0301 A MISCELLANEOUS ADMINISTRATION AND PROGRAM	50,515	25,455	25,060	17,234	7,001	10,233	31,789	17,418	14,371	1,492	1,036	456
0302 C MESSENGER	88	74	14	11	10	1	75	63	12	2	1	1
0303 * MISCELLANEOUS CLERK AND ASSISTANT	61,845	13,270	48,575	10,349	1,724	8,625	49,531	10,672	38,859	1,965	874	1,091
0304 C INFORMATION RECEPTIONIST	916	159	757	42	10	32	857	141	716	17	8	9
0305 C MAIL AND FILE	12,837	5,737	7,100	1,715	745	970	10,756	4,735	6,021	366	257	109
0309 C CORRESPONDENCE CLERK	251	45	206	44	9	35	207	36	171
0312 C CLERK-STENOGRAPHER AND REPORTER	108	4	104	4	...	4	86	1	85	18	3	15
0313 C WORK UNIT SUPERVISING	160	12	148	6	...	6	153	12	141	1	...	1
0318 C SECRETARY	64,484	1,635	62,849	15,833	385	15,448	45,739	1,068	44,671	2,912	182	2,730
0319 C CLOSED MICROPHONE REPORTING	139	27	112	10	2	8	110	20	90	19	5	14
0322 C CLERK-TYPIST	2,962	541	2,421	573	175	398	1,823	231	1,592	566	135	431
0326 * OFFICE AUTOMATION CLERICAL AND ASSISTANCE	14,674	1,815	12,859	2,344	388	1,956	11,849	1,346	10,503	481	81	400
0332 T COMPUTER OPERATION	3,893	1,850	2,043	500	262	238	3,328	1,548	1,780	65	40	25
0334 A COMPUTER SPECIALIST	55,301	33,481	21,820	16,699	9,803	6,896	36,873	22,285	14,588	1,729	1,393	336
0335 * COMPUTER CLERK AND ASSISTANT	6,793	2,138	4,655	803	250	553	5,792	1,787	4,005	198	101	97
0340 A PROGRAM MANAGEMENT	7,211	5,219	1,992	1,741	1,215	526	5,085	3,726	1,359	385	278	107
0341 A ADMINISTRATIVE OFFICER	7,989	2,473	5,516	1,979	487	1,492	5,256	1,495	3,761	754	491	263
0342 A SUPPORT SERVICES ADMINISTRATION	3,793	1,732	2,061	545	267	278	3,086	1,355	1,731	162	110	52

1/ P = PROFESSIONAL, A = ADMINISTRATIVE, T = TECHNICAL, C = CLERICAL, O = OTHER, * = SPLIT OCCUPATIONAL CATEGORY

TABLE W-A2 FULL-TIME CIVILIAN WHITE-COLLAR EMPLOYMENT BY OCCUPATION, MAJOR GEOGRAPHIC AREA, AND GENDER, SEPTEMBER 30, 1997

OCCUPATION CODES 1/ TITLES	ALL AREAS			WASHINGTON, DC-MD-VA-WV METROPOLITAN STATISTICAL AREA			UNITED STATES EXCLUDING WASHINGTON, DC-MD-VA-WV METROPOLITAN STATISTICAL AREA			OVERSEAS		
	TOTAL	MEN	WOMEN	TOTAL	MEN	WOMEN	TOTAL	MEN	WOMEN	TOTAL	MEN	WOMEN
0343 A MANAGEMENT AND PROGRAM ANALYSIS	39,492	15,044	24,448	17,188	6,147	11,041	21,524	8,455	13,069	780	442	338
0344 * MANAGEMENT AND PROGRAM CLERICAL AND ASSISTANCE	6,556	944	5,612	1,281	138	1,143	5,069	742	4,327	206	64	142
0346 A LOGISTICS MANAGEMENT	11,266	7,916	3,350	1,099	656	443	9,707	6,865	2,842	460	395	65
0350 C EQUIPMENT OPERATOR	1,382	778	604	190	113	77	1,164	649	515	28	16	12
0351 C PRINTING CLERICAL	141	39	102	54	17	37	80	19	61	7	3	4
0356 C DATA TRANSCRIBER	2,609	281	2,328	56	9	47	2,545	271	2,274	8	1	7
0357 C CODING	177	33	144	25	5	20	152	28	124
0359 C ELECTRIC ACCOUNTING MACHINE OPERATION	1	1	1	1
0360 A EQUAL OPPORTUNITY COMPLIANCE	1,807	793	1,014	285	115	170	1,512	672	840	10	6	4
0361 T EQUAL OPPORTUNITY ASSISTANCE	550	48	502	141	19	122	404	28	376	5	1	4
0362 T ELECTRIC ACCOUNTING MACHINE PROJECT PLANNING	1	1	1	1
0382 C TELEPHONE OPERATING	1,436	395	1,041	85	10	75	1,188	310	878	163	75	88
0390 T TELECOMMUNICATIONS PROCESSING	773	480	293	155	84	71	571	359	212	47	37	10
0391 A TELECOMMUNICATIONS	6,904	5,147	1,757	2,035	1,436	599	4,453	3,335	1,118	416	376	40
0392 T GENERAL TELECOMMUNICATIONS	1,165	660	505	147	81	66	1,000	568	432	18	11	7
0394 C COMMUNICATIONS CLERICAL	262	50	212	32	4	28	218	43	175	12	3	9
0399 O ADMINISTRATION AND OFFICE SUPPORT STUDENT TRAINEE	528	193	335	159	62	97	367	131	236	2	...	2
0300 GENERAL ADMINISTRATION, CLERICAL, AND OFFICE SERVICES	369,009	128,470	240,539	93,364	31,629	61,735	262,351	90,416	171,935	13,294	6,425	6,869
0401 P GENERAL BIOLOGICAL SCIENCE	9,189	6,282	2,907	2,420	1,359	1,061	6,638	4,821	1,817	131	102	29
0403 P MICROBIOLOGY	1,963	1,149	814	793	451	342	1,162	695	467	8	3	5
0404 T BIOLOGICAL SCIENCE TECHNICIAN	6,214	3,656	2,558	671	349	322	5,469	3,248	2,221	74	59	15
0405 P PHARMACOLOGY	403	284	119	320	221	99	83	63	20
0406 P AGRICULTURAL EXTENSION	10	5	5	10	5	5
0408 P ECOLOGY	802	570	232	62	39	23	737	528	209	3	3	...
0410 P ZOOLOGY	98	79	19	63	55	8	35	24	11
0413 P PHYSIOLOGY	441	335	106	125	91	34	316	244	72
0414 P ENTOMOLOGY	583	502	81	109	97	12	461	394	67	13	11	2
0415 P TOXICOLOGY	282	196	86	114	75	39	167	120	47	1	1	...
0421 T PLANT PROTECTION TECHNICIAN	304	192	112	4	...	4	260	171	89	40	21	19
0430 P BOTANY	382	187	195	46	31	15	334	156	178	2	...	2
0434 P PLANT PATHOLOGY	279	221	58	69	51	18	210	170	40
0435 P PLANT PHYSIOLOGY	264	208	56	45	35	10	217	171	46	2	2	...
0436 P PLANT PROTECTION AND QUARANTINE	1,620	1,241	379	15	10	5	1,504	1,161	343	101	70	31
0437 P HORTICULTURE	132	93	39	66	40	26	65	52	13	1	1	...
0440 P GENETICS	352	281	71	60	38	22	291	242	49	1	1	...
0454 P RANGELAND MANAGEMENT	1,076	871	205	9	9	...	1,067	862	205
0455 T RANGE TECHNICIAN	1,338	1,070	268	1,338	1,070	268
0457 P SOIL CONSERVATION	4,328	3,588	740	41	36	5	4,245	3,520	725	42	32	10
0458 T SOIL CONSERVATION TECHNICIAN	1,447	1,189	258	1	1	...	1,434	1,177	257	12	11	1
0459 T IRRIGATION SYSTEM OPERATION	120	119	1	120	119	1
0460 P FORESTRY	4,190	3,388	802	66	51	15	4,114	3,328	786	10	9	1
0462 T FORESTRY TECHNICIAN	13,393	10,586	2,807	2	2	...	13,372	10,566	2,806	19	18	1
0470 P SOIL SCIENCE	1,420	1,252	168	33	27	6	1,384	1,223	161	3	2	1
0471 P AGRONOMY	295	266	29	34	29	5	252	229	23	9	8	1
0475 P AGRICULTURAL MANAGEMENT	1,561	1,229	332	42	37	5	1,481	1,160	321	38	32	6
0480 P GENERAL FISH AND WILDLIFE ADMINISTRATION	192	155	37	38	29	9	154	126	28
0482 P FISHERY BIOLOGY	2,065	1,638	427	85	57	28	1,979	1,580	399	1	1	...
0485 P WILDLIFE REFUGE MANAGEMENT	625	531	94	17	15	2	603	512	91	5	4	1
0486 P WILDLIFE BIOLOGY	2,307	1,713	594	104	86	18	2,188	1,614	574	15	13	2

1/ P = PROFESSIONAL, A = ADMINISTRATIVE, T = TECHNICAL, C = CLERICAL, O = OTHER, * = SPLIT OCCUPATIONAL CATEGORY

TABLE W-A2 FULL-TIME CIVILIAN WHITE-COLLAR EMPLOYMENT BY OCCUPATION, MAJOR GEOGRAPHIC AREA, AND GENDER, SEPTEMBER 30, 1997

OCCUPATION CODES 1/ TITLES	ALL AREAS			WASHINGTON, DC-MD-VA-WV METROPOLITAN STATISTICAL AREA			UNITED STATES EXCLUDING WASHINGTON, DC-MD-VA-WV METROPOLITAN STATISTICAL AREA			OVERSEAS		
	TOTAL	MEN	WOMEN	TOTAL	MEN	WOMEN	TOTAL	MEN	WOMEN	TOTAL	MEN	WOMEN
0487 P ANIMAL SCIENCE	95	79	16	46	35	11	49	44	5
0493 P HOME ECONOMICS	16	2	14	11	1	10	5	1	4
0499 O BIOLOGICAL SCIENCE STUDENT TRAINEE	217	96	121	14	5	9	203	91	112
0400 BIOLOGICAL SCIENCES	58,003	43,253	14,750	5,535	3,367	2,168	51,937	39,482	12,455	531	404	127
0501 A FINANCIAL ADMINISTRATION AND PROGRAM	8,620	3,435	5,185	2,218	827	1,391	6,210	2,489	3,721	192	119	73
0503 * FINANCIAL CLERICAL AND ASSISTANCE	6,560	1,431	5,129	514	76	438	5,958	1,319	4,639	88	36	52
0505 A FINANCIAL MANAGEMENT	1,599	1,111	488	305	216	89	1,078	742	336	216	153	63
0510 P ACCOUNTING	12,741	6,711	6,030	3,786	2,007	1,779	8,769	4,596	4,173	186	108	78
0511 P AUDITING	12,247	8,260	3,987	2,890	1,867	1,023	9,090	6,205	2,885	267	188	79
0512 P INTERNAL REVENUE AGENT	14,609	8,798	5,811	384	233	151	14,212	8,555	5,657	13	10	3
0525 * ACCOUNTING TECHNICIAN	17,865	3,687	14,178	1,418	227	1,191	15,905	3,322	12,583	542	138	404
0526 T TAX TECHNICIAN	3,756	1,166	2,590	39	4	35	3,691	1,153	2,538	26	9	17
0530 C CASH PROCESSING	1,447	273	1,174	35	7	28	1,305	241	1,064	107	25	82
0540 C VOUCHER EXAMINING	2,409	646	1,763	222	44	178	2,070	555	1,515	117	47	70
0544 * CIVILIAN PAY	2,444	488	1,956	213	32	181	2,146	428	1,718	85	28	57
0545 * MILITARY PAY	2,613	883	1,730	73	21	52	2,491	837	1,654	49	25	24
0560 A BUDGET ANALYSIS	12,887	3,742	9,145	3,871	1,316	2,555	8,528	2,223	6,305	488	203	285
0561 * BUDGET CLERICAL AND ASSISTANCE	3,581	451	3,130	390	50	340	3,015	364	2,651	176	37	139
0570 A FINANCIAL INSTITUTION EXAMINING	4,463	3,228	1,235	235	161	74	4,213	3,057	1,156	15	10	5
0580 A CREDIT UNION EXAMINER	672	483	189	44	29	15	626	452	174	2	2	...
0592 * TAX EXAMINING	19,453	4,655	14,798	35	5	30	19,393	4,642	14,751	25	8	17
0593 T INSURANCE ACCOUNTS	66	23	43	66	23	43
0599 O FINANCIAL MANAGEMENT STUDENT TRAINEE	110	25	85	26	6	20	83	19	64	1	...	1
0500 ACCOUNTING AND BUDGET	128,142	49,496	78,646	16,698	7,128	9,570	108,849	41,222	67,627	2,595	1,146	1,449
0601 P GENERAL HEALTH SCIENCE	4,223	2,047	2,176	1,135	585	550	3,032	1,441	1,591	56	21	35
0602 P MEDICAL OFFICER	10,760	7,938	2,822	1,553	1,064	489	8,978	6,716	2,262	229	158	71
0603 A PHYSICIAN'S ASSISTANT	1,998	1,389	609	26	4	22	1,957	1,373	584	15	12	3
0610 P NURSE	40,165	5,107	35,058	1,554	100	1,454	37,856	4,893	32,963	755	114	641
0620 T PRACTICAL NURSE	11,366	1,690	9,676	190	22	168	11,024	1,613	9,411	152	55	97
0621 T NURSING ASSISTANT	11,439	3,888	7,551	283	46	237	11,060	3,770	7,290	96	72	24
0622 T MEDICAL SUPPLY AIDE AND TECHNICIAN	2,114	1,200	914	70	25	45	2,000	1,138	862	44	37	7
0625 T AUTOPSY ASSISTANT	51	46	5	5	4	1	43	39	4	3	3	...
0630 P DIETITIAN AND NUTRITIONIST	1,473	105	1,368	111	9	102	1,325	95	1,230	37	1	36
0631 P OCCUPATIONAL THERAPIST	686	123	563	14	1	13	631	118	513	41	4	37
0633 P PHYSICAL THERAPIST	725	267	458	12	4	8	675	250	425	38	13	25
0635 P CORRECTIVE THERAPIST	490	313	177	5	4	1	485	309	176
0636 T REHABILITATION THERAPY ASSISTANT	755	365	390	9	5	4	741	359	382	5	1	4
0637 P MANUAL ARTS THERAPIST	90	79	11	90	79	11
0638 P RECREATION/CREATIVE ARTS THERAPIST	790	352	438	38	11	27	740	333	407	12	8	4
0639 P EDUCATIONAL THERAPIST	17	2	15	14	2	12	3	...	3
0640 T HEALTH AID AND TECHNICIAN	5,548	2,386	3,162	194	78	116	5,246	2,256	2,990	108	52	56
0642 T NUCLEAR MEDICINE TECHNICIAN	128	62	66	18	5	13	108	55	53	2	2	...
0644 P MEDICAL TECHNOLOGIST	5,470	1,763	3,707	472	109	363	4,917	1,638	3,279	81	16	65
0645 T MEDICAL TECHNICIAN	1,823	648	1,175	61	24	37	1,731	612	1,119	31	12	19
0646 T PATHOLOGY TECHNICIAN	465	148	317	68	22	46	392	122	270	5	4	1
0647 T DIAGNOSTIC RADIOLOGIC TECHNOLOGIST	3,028	1,554	1,474	114	58	56	2,867	1,472	1,395	47	24	23
0648 T THERAPEUTIC RADIOLOGIC TECHNOLOGIST	133	52	81	8	1	7	122	49	73	3	2	1
0649 T MEDICAL INSTRUMENT TECHNICIAN	1,954	778	1,176	76	36	40	1,855	727	1,128	23	15	8

1/P = PROFESSIONAL, A = ADMINISTRATIVE, T = TECHNICAL, C = CLERICAL, O = OTHER, * = SPLIT OCCUPATIONAL CATEGORY

TABLE W-A2 FULL-TIME CIVILIAN WHITE-COLLAR EMPLOYMENT BY OCCUPATION, MAJOR GEOGRAPHIC AREA, AND GENDER, SEPTEMBER 30, 1997

OCCUPATION CODES 1/ TITLES	ALL AREAS			WASHINGTON, DC-MD-VA-WV METROPOLITAN STATISTICAL AREA			UNITED STATES EXCLUDING WASHINGTON, DC-MD-VA-WV METROPOLITAN STATISTICAL AREA			OVERSEAS		
	TOTAL	MEN	WOMEN	TOTAL	MEN	WOMEN	TOTAL	MEN	WOMEN	TOTAL	MEN	WOMEN
0650 T MEDICAL TECHNICAL ASSISTANT	1	...	1	1	...	1
0651 T RESPIRATORY THERAPIST	372	204	168	14	7	7	354	193	161	4	4	...
0660 P PHARMACIST	4,494	2,505	1,989	151	65	86	4,250	2,402	1,848	93	38	55
0661 T PHARMACY TECHNICIAN	3,434	1,064	2,370	72	30	42	3,301	1,015	2,286	61	19	42
0662 P OPTOMETRIST	238	160	78	2	2	...	236	158	78
0664 T RESTORATION TECHNICIAN	14	12	2	14	12	2
0665 P SPEECH PATHOLOGY AND AUDIOLOGY	701	240	461	43	6	37	628	229	399	30	5	25
0667 T ORTHOTIST AND PROSTHETIST	209	197	12	10	10	...	195	183	12	4	4	...
0668 P PODIATRIST	263	207	56	7	5	2	256	202	54
0669 A MEDICAL RECORDS ADMINISTRATION	501	57	444	53	13	40	438	43	395	10	1	9
0670 A HEALTH SYSTEM ADMINISTRATION	588	420	168	13	11	2	571	406	165	4	3	1
0671 A HEALTH SYSTEM SPECIALIST	1,640	728	912	158	88	70	1,432	623	809	50	17	33
0672 T PROSTHETIC REPRESENTATIVE	186	125	61	3	2	1	181	121	60	2	2	...
0673 A HOSPITAL HOUSEKEEPING MANAGEMENT	230	199	31	10	7	3	217	190	27	3	2	1
0675 T MEDICAL RECORDS TECHNICIAN	3,171	499	2,672	178	43	135	2,934	445	2,489	59	11	48
0679 C MEDICAL CLERK	10,176	1,998	8,178	362	54	308	9,561	1,869	7,692	253	75	178
0680 P DENTAL OFFICER	801	699	102	34	26	8	754	663	91	13	10	3
0681 T DENTAL ASSISTANT	2,773	200	2,573	83	7	76	2,484	171	2,313	206	22	184
0682 T DENTAL HYGIENE	333	15	318	14	...	14	304	15	289	15	...	15
0683 T DENTAL LABORATORY AID AND TECHNICIAN	612	507	105	42	36	6	553	455	98	17	16	1
0685 A PUBLIC HEALTH PROGRAM SPECIALIST	1,488	746	742	533	175	358	884	532	352	71	39	32
0688 A SANITARIAN	44	29	15	2	2	...	42	27	15
0690 P INDUSTRIAL HYGIENE	1,494	1,028	466	144	99	45	1,315	905	410	35	24	11
0696 P CONSUMER SAFETY	1,897	1,092	805	659	321	338	1,201	747	454	37	24	13
0698 T ENVIRONMENTAL HEALTH TECHNICIAN	119	89	30	115	86	29	4	3	1
0699 O MEDICAL AND HEALTH STUDENT TRAINEE	85	22	63	16	3	13	69	19	50
0600 MEDICAL, HOSPITAL, DENTAL, AND PUBLIC HEALTH	141,555	45,344	96,211	8,619	3,229	5,390	130,179	41,170	89,009	2,757	945	1,812
0701 P VETERINARY MEDICAL SCIENCE	1,840	1,494	346	205	144	61	1,609	1,328	281	26	22	4
0704 T ANIMAL HEALTH TECHNICIAN	347	290	57	4	2	2	331	276	55	12	12	...
0799 O VETERINARY STUDENT TRAINEE	1	...	1	1	...	1
0700 VETERINARY MEDICAL SCIENCE	2,188	1,784	404	209	146	63	1,941	1,604	337	38	34	4
0801 P GENERAL ENGINEERING	18,997	17,097	1,900	4,233	3,811	422	14,347	12,895	1,452	417	391	26
0802 T ENGINEERING TECHNICIAN	18,797	16,871	1,926	1,142	1,045	97	17,381	15,573	1,808	274	253	21
0803 P SAFETY ENGINEERING	549	499	50	90	82	8	449	411	38	10	6	4
0804 P FIRE PROTECTION ENGINEERING	148	128	20	64	53	11	82	74	8	2	1	1
0806 P MATERIALS ENGINEERING	1,102	947	155	200	168	32	900	778	122	2	1	1
0807 P LANDSCAPE ARCHITECTURE	622	438	184	42	34	8	571	396	175	9	8	1
0808 P ARCHITECTURE	1,867	1,583	284	407	309	98	1,408	1,231	177	52	43	9
0809 T CONSTRUCTION CONTROL	2,480	2,395	85	82	78	4	2,283	2,203	80	115	114	1
0810 P CIVIL ENGINEERING	12,390	11,131	1,259	1,017	925	92	11,019	9,881	1,138	354	325	29
0817 T SURVEYING TECHNICIAN	697	659	38	4	2	2	688	653	35	5	4	1
0818 T ENGINEERING DRAFTING	359	284	75	34	26	8	315	248	67	10	10	...
0819 P ENVIRONMENTAL ENGINEERING	5,463	4,292	1,171	507	376	131	4,816	3,794	1,022	140	122	18
0828 A CONSTRUCTION ANALYST	342	310	32	14	13	1	324	293	31	4	4	...
0830 P MECHANICAL ENGINEERING	10,243	9,577	666	1,392	1,288	104	8,765	8,210	555	86	79	7
0840 P NUCLEAR ENGINEERING	2,248	2,117	131	396	377	19	1,852	1,740	112
0850 P ELECTRICAL ENGINEERING	4,542	4,136	406	475	425	50	4,015	3,664	351	52	47	5
0854 P COMPUTER ENGINEERING	2,400	1,951	449	404	328	76	1,993	1,620	373	3	3	...

1/ P = PROFESSIONAL, A = ADMINISTRATIVE, T = TECHNICAL, C = CLERICAL, O = OTHER, * = SPLIT OCCUPATIONAL CATEGORY

TABLE W-A2 FULL-TIME CIVILIAN WHITE-COLLAR EMPLOYMENT BY OCCUPATION, MAJOR GEOGRAPHIC AREA, AND GENDER, SEPTEMBER 30, 1997

OCCUPATION CODES 1/ TITLES	ALL AREAS			WASHINGTON, DC-MD-VA-WV METROPOLITAN STATISTICAL AREA			UNITED STATES EXCLUDING WASHINGTON, DC-MD-VA-WV METROPOLITAN STATISTICAL AREA			OVERSEAS		
	TOTAL	MEN	WOMEN	TOTAL	MEN	WOMEN	TOTAL	MEN	WOMEN	TOTAL	MEN	WOMEN
0855 P ELECTRONICS ENGINEERING	23,566	21,622	1,944	3,044	2,779	265	20,338	18,670	1,668	184	173	11
0856 T ELECTRONICS TECHNICIAN	10,934	10,293	641	672	624	48	9,982	9,398	584	280	271	9
0858 P BIOMEDICAL ENGINEERING	317	244	73	110	82	28	206	161	45	1	1	...
0861 P AEROSPACE ENGINEERING	7,996	7,185	811	811	701	110	7,160	6,460	700	25	24	1
0871 P NAVAL ARCHITECTURE	788	729	59	459	424	35	326	302	24	3	3	...
0873 A SHIP SURVEYING	148	145	3	6	6	...	127	124	3	15	15	...
0880 P MINING ENGINEERING	251	239	12	10	9	1	241	230	11
0881 P PETROLEUM ENGINEERING	334	302	32	42	35	7	292	267	25
0890 P AGRICULTURAL ENGINEERING	358	315	43	12	12	...	345	302	43	1	1	...
0892 P CERAMIC ENGINEERING	50	41	9	13	10	3	37	31	6
0893 P CHEMICAL ENGINEERING	1,100	889	211	276	215	61	819	670	149	5	4	1
0894 P WELDING ENGINEERING	44	43	1	9	9	...	35	34	1
0895 T INDUSTRIAL ENGINEERING TECHNICIAN	1,345	1,121	224	1	...	1	1,332	1,109	223	12	12	...
0896 P INDUSTRIAL ENGINEERING	1,544	1,297	247	140	118	22	1,372	1,150	222	32	29	3
0899 O ENGINEERING AND ARCHITECTURE STUDENT TRAINEE	445	324	121	80	64	16	362	260	102	3	...	3
0800 ENGINEERING AND ARCHITECTURE	132,466	119,204	13,262	16,188	14,428	1,760	114,182	102,832	11,350	2,096	1,944	152
0904 P LAW CLERK	280	142	138	130	74	56	150	68	82
0905 P GENERAL ATTORNEY	25,385	15,750	9,635	11,490	6,936	4,554	13,641	8,635	5,006	254	179	75
0920 A ESTATE TAX EXAMINING	1	...	1	1	...	1
0930 A HEARINGS AND APPEALS	1,734	1,186	548	120	75	45	1,611	1,110	501	3	1	2
0935 P ADMINISTRATIVE LAW JUDGE	1,387	1,231	156	151	125	26	1,223	1,095	128	13	11	2
0945 A CLERK OF COURT	31	8	23	25	7	18	6	1	5
0950 A PARALEGAL SPECIALIST	5,701	1,266	4,435	2,336	611	1,725	3,326	644	2,682	39	11	28
0958 A PENSION LAW SPECIALIST	124	51	73	124	51	73
0962 T CONTACT REPRESENTATIVE	15,454	3,916	11,538	373	83	290	14,883	3,753	11,130	198	80	118
0963 T LEGAL INSTRUMENTS EXAMINING	2,179	423	1,756	870	159	711	1,296	263	1,033	13	1	12
0965 A LAND LAW EXAMINING	268	47	221	15	5	10	253	42	211
0967 A PASSPORT AND VISA EXAMINING	1,209	671	538	355	181	174	343	146	197	511	344	167
0986 * LEGAL CLERICAL AND ASSISTANCE	9,557	862	8,695	1,674	242	1,432	7,762	608	7,154	121	12	109
0987 A TAX LAW SPECIALIST	332	209	123	267	193	74	64	16	48	1	...	1
0990 * GENERAL CLAIMS EXAMINING	4,077	980	3,097	131	33	98	3,936	946	2,990	10	1	9
0991 A WORKERS' COMPENSATION CLAIMS EXAMINING	850	352	498	146	69	77	704	283	421
0992 T LOSS AND DAMAGE CLAIMS EXAMINING	130	35	95	4	1	3	118	29	89	8	5	3
0993 A RAILROAD RETIREMENT CLAIMS EXAMINING	254	88	166	254	88	166
0994 T UNEMPLOYMENT COMPENSATION CLAIMS EXAMINING	44	15	29	44	15	29
0995 T DEPENDENTS AND ESTATES CLAIMS EXAMINING	27	6	21	2	1	1	25	5	20
0996 A VETERANS CLAIMS EXAMINING	3,428	1,786	1,642	109	63	46	3,265	1,700	1,565	54	23	31
0998 C CLAIMS CLERICAL	6,273	1,108	5,165	71	16	55	6,175	1,081	5,094	27	11	16
0999 O LEGAL OCCUPATIONS STUDENT TRAINEE	30	16	14	13	8	5	17	8	9
0900 LEGAL AND KINDRED	78,755	30,148	48,607	18,406	8,933	9,473	59,097	20,536	38,561	1,252	679	573
1001 * GENERAL ARTS AND INFORMATION	3,294	1,577	1,717	1,789	962	827	1,436	563	873	69	52	17
1008 A INTERIOR DESIGN	220	32	188	26	4	22	190	28	162	4	...	4
1010 T EXHIBITS SPECIALIST	361	304	57	190	151	39	169	151	18	2	2	...
1015 P MUSEUM CURATOR	368	212	156	161	90	71	204	120	84	3	2	1
1016 T MUSEUM SPECIALIST AND TECHNICIAN	847	403	444	539	258	281	305	142	163	3	3	...
1020 T ILLUSTRATING	610	367	243	75	32	43	512	325	187	23	10	13
1021 C OFFICE DRAFTING	5	5	5	5
1035 A PUBLIC AFFAIRS	4,262	1,802	2,460	1,408	569	839	2,758	1,187	1,571	96	46	50

1/P = PROFESSIONAL, A = ADMINISTRATIVE, T = TECHNICAL, C = CLERICAL, O = OTHER, * = SPLIT OCCUPATIONAL CATEGORY

TABLE W-A2 FULL-TIME CIVILIAN WHITE-COLLAR EMPLOYMENT BY OCCUPATION, MAJOR GEOGRAPHIC AREA, AND GENDER, SEPTEMBER 30, 1997

OCCUPATION CODES 1/ TITLES	ALL AREAS			WASHINGTON, DC-MD-VA-WV METROPOLITAN STATISTICAL AREA			UNITED STATES EXCLUDING WASHINGTON, DC-MD-VA-WV METROPOLITAN STATISTICAL AREA			OVERSEAS		
	TOTAL	MEN	WOMEN	TOTAL	MEN	WOMEN	TOTAL	MEN	WOMEN	TOTAL	MEN	WOMEN
1040 A LANGUAGE SPECIALIST	634	274	360	161	71	90	415	177	238	58	26	32
1046 C LANGUAGE CLERICAL	49	8	41	3	...	3	26	...	26	20	8	12
1051 A MUSIC SPECIALIST	18	15	3	6	6	...	12	9	3
1054 A THEATER SPECIALIST	14	12	2	5	3	2	7	7	...	2	2	...
1056 A ART SPECIALIST	115	66	49	13	8	5	80	47	33	22	11	11
1060 T PHOTOGRAPHY	1,190	924	266	324	232	92	841	671	170	25	21	4
1071 A AUDIOVISUAL PRODUCTION	1,161	923	238	410	285	125	707	601	106	44	37	7
1082 A WRITING AND EDITING	1,533	446	1,087	801	236	565	678	188	490	54	22	32
1083 A TECHNICAL WRITING AND EDITING	1,220	501	719	277	80	197	942	420	522	1	1	...
1084 A VISUAL INFORMATION	1,907	1,049	858	723	385	338	1,154	640	514	30	24	6
1087 * EDITORIAL ASSISTANCE	806	60	746	167	12	155	628	45	583	11	3	8
1099 O INFORMATION AND ARTS STUDENT TRAINEE	25	9	16	10	4	6	15	5	10
1000 INFORMATION AND ARTS	18,639	8,989	9,650	7,088	3,388	3,700	11,084	5,331	5,753	467	270	197
1101 * GENERAL BUSINESS AND INDUSTRY	20,082	9,076	11,006	3,053	1,407	1,646	16,324	7,208	9,116	705	461	244
1102 P CONTRACTING	28,210	11,544	16,666	5,593	2,201	3,392	21,961	8,963	12,998	656	380	276
1103 A INDUSTRIAL PROPERTY MANAGEMENT	694	386	308	53	26	27	617	343	274	24	17	7
1104 A PROPERTY DISPOSAL	962	497	465	91	42	49	806	409	397	65	46	19
1105 T PURCHASING	4,916	992	3,924	536	97	439	4,280	856	3,424	100	39	61
1106 * PROCUREMENT CLERICAL AND TECHNICIAN	5,410	673	4,737	616	63	553	4,663	579	4,084	131	31	100
1107 * PROPERTY DISPOSAL CLERICAL AND TECHNICIAN	427	110	317	25	10	15	388	94	294	14	6	8
1130 A PUBLIC UTILITIES SPECIALIST	680	386	294	202	133	69	478	253	225
1140 A TRADE SPECIALIST	668	391	277	411	235	176	255	154	101	2	2	...
1144 A COMMISSARY MANAGEMENT	1,462	1,103	359	36	32	4	1,114	829	285	312	242	70
1145 A AGRICULTURAL PROGRAM SPECIALIST	339	217	122	81	42	39	256	174	82	2	1	1
1146 A AGRICULTURAL MARKETING	551	344	207	349	205	144	202	139	63
1147 A AGRICULTURAL MARKET REPORTING	171	124	47	14	11	3	157	113	44
1150 A INDUSTRIAL SPECIALIST	1,718	1,379	339	149	110	39	1,532	1,234	298	37	35	2
1152 T PRODUCTION CONTROL	4,905	3,645	1,260	79	39	40	4,759	3,551	1,208	67	55	12
1160 A FINANCIAL ANALYSIS	1,446	824	622	514	334	180	929	488	441	3	2	1
1161 A CROP INSURANCE ADMINISTRATION	1	...	1	1	...	1
1162 A CROP INSURANCE UNDERWRITING	75	60	15	75	60	15
1163 A INSURANCE EXAMINING	60	47	13	34	26	8	26	21	5
1165 A LOAN SPECIALIST	4,269	2,375	1,894	301	168	133	3,877	2,153	1,724	91	54	37
1169 A INTERNAL REVENUE OFFICER	7,352	3,842	3,510	196	111	85	7,102	3,691	3,411	54	40	14
1170 A REALTY	3,185	1,616	1,569	354	192	162	2,774	1,386	1,388	57	38	19
1171 A APPRAISING	847	666	181	40	25	15	802	636	166	5	5	...
1173 A HOUSING MANAGEMENT	2,487	986	1,501	172	71	101	1,972	748	1,224	343	167	176
1176 A BUILDING MANAGEMENT	1,246	923	323	361	261	100	762	543	219	123	119	4
1199 O BUSINESS AND INDUSTRY STUDENT TRAINEE	68	25	43	17	7	10	51	18	33
1100 BUSINESS AND INDUSTRY	92,231	42,231	50,000	13,277	5,848	7,429	76,163	34,643	41,520	2,791	1,740	1,051
1202 T PATENT TECHNICIAN	14	2	12	13	2	11	1	...	1
1210 A COPYRIGHT	177	73	104	177	73	104
1211 T COPYRIGHT TECHNICIAN	64	38	26	64	38	26
1220 P PATENT ADMINISTRATION	78	63	15	78	63	15
1221 P PATENT ADVISER	28	17	11	10	5	5	17	11	6	1	1	...
1222 P PATENT ATTORNEY	211	186	25	130	117	13	81	69	12
1223 P PATENT CLASSIFYING	70	56	14	70	56	14
1224 P PATENT EXAMINING	2,269	1,765	504	2,269	1,765	504

1/P = PROFESSIONAL, A = ADMINISTRATIVE, T = TECHNICAL, C = CLERICAL, O = OTHER, * = SPLIT OCCUPATIONAL CATEGORY

TABLE W-A2 FULL-TIME CIVILIAN WHITE-COLLAR EMPLOYMENT BY OCCUPATION, MAJOR GEOGRAPHIC AREA, AND GENDER, SEPTEMBER 30, 1997

OCCUPATION CODES 1/ TITLES	ALL AREAS			WASHINGTON, DC-MD-VA-WV METROPOLITAN STATISTICAL AREA			UNITED STATES EXCLUDING WASHINGTON, DC-MD-VA-WV METROPOLITAN STATISTICAL AREA			OVERSEAS		
	TOTAL	MEN	WOMEN	TOTAL	MEN	WOMEN	TOTAL	MEN	WOMEN	TOTAL	MEN	WOMEN
1226 P DESIGN PATENT EXAMINING	50	21	29	50	21	29
1299 O COPYRIGHT AND PATENT STUDENT TRAINEE
1200 COPYRIGHT, PATENT, AND TRADE-MARK	2,961	2,221	740	2,861	2,140	721	99	80	19	1	1	...
1301 P GENERAL PHYSICAL SCIENCE	6,454	4,992	1,462	2,011	1,621	390	4,367	3,311	1,056	76	60	16
1306 P HEALTH PHYSICS	790	638	152	155	110	45	632	525	107	3	3	...
1310 P PHYSICS	2,944	2,737	207	1,272	1,189	83	1,670	1,548	122	2	...	2
1311 T PHYSICAL SCIENCE TECHNICIAN	2,413	1,712	701	305	226	79	2,087	1,473	614	21	13	8
1313 P GEOPHYSICS	433	393	40	50	46	4	380	344	36	3	3	...
1315 P HYDROLOGY	2,555	2,107	448	174	145	29	2,343	1,927	416	38	35	3
1316 T HYDROLOGIC TECHNICIAN	1,491	1,259	232	5	4	1	1,453	1,227	226	33	28	5
1320 P CHEMISTRY	6,348	4,592	1,756	2,277	1,584	693	4,011	2,965	1,046	60	43	17
1321 P METALLURGY	157	141	16	75	70	5	82	71	11
1330 P ASTRONOMY AND SPACE SCIENCE	452	417	35	263	245	18	189	172	17
1340 P METEOROLOGY	2,929	2,677	252	376	331	45	2,523	2,319	204	30	27	3
1341 T METEOROLOGICAL TECHNICIAN	1,070	971	99	24	18	6	1,026	933	93	20	20	...
1350 P GEOLOGY	1,829	1,482	347	242	185	57	1,580	1,290	290	7	7	...
1360 P OCEANOGRAPHY	661	541	120	159	131	28	499	407	92	3	3	...
1361 A NAVIGATIONAL INFORMATION	132	98	34	40	24	16	86	68	18	6	6	...
1370 P CARTOGRAPHY	1,097	845	252	525	405	120	571	439	132	1	1	...
1371 T CARTOGRAPHIC TECHNICIAN	1,257	803	454	82	60	22	1,173	742	431	2	1	1
1372 P GEODESY	96	79	17	71	55	16	25	24	1
1373 P LAND SURVEYING	479	458	21	12	12	...	466	445	21	1	1	...
1374 T GEODETIC TECHNICIAN	60	42	18	27	9	18	33	33
1380 P FOREST PRODUCTS TECHNOLOGY	42	35	7	1	1	...	41	34	7
1382 P FOOD TECHNOLOGY	217	152	65	58	35	23	159	117	42
1384 P TEXTILE TECHNOLOGY	82	38	44	3	...	3	79	38	41
1386 P PHOTOGRAPHIC TECHNOLOGY	31	30	1	16	15	1	15	15
1397 A DOCUMENT ANALYSIS	120	72	48	99	54	45	21	18	3
1399 O PHYSICAL SCIENCE STUDENT TRAINEE	133	90	43	16	12	4	117	78	39
1300 PHYSICAL SCIENCES	34,272	27,401	6,871	8,338	6,587	1,751	25,628	20,563	5,065	306	251	55
1410 P LIBRARIAN	2,747	899	1,848	1,662	609	1,053	969	255	714	116	35	81
1411 T LIBRARY TECHNICIAN	2,787	689	2,098	1,310	434	876	1,300	203	1,097	177	52	125
1412 A TECHNICAL INFORMATION SERVICES	1,218	361	857	731	231	500	482	127	355	5	3	2
1420 P ARCHIVIST	489	305	184	317	196	121	172	109	63
1421 * ARCHIVES TECHNICIAN	1,167	506	661	434	207	227	729	296	433	4	3	1
1499 O LIBRARY AND ARCHIVES STUDENT TRAINEE	4	2	2	4	2	2
1400 LIBRARY AND ARCHIVES	8,412	2,762	5,650	4,454	1,677	2,777	3,656	992	2,664	302	93	209
1510 P ACTUARY	195	144	51	113	79	34	82	65	17
1515 P OPERATIONS RESEARCH	3,374	2,562	812	963	744	219	2,372	1,787	585	39	31	8
1520 P MATHEMATICS	1,575	1,096	479	262	193	69	1,312	902	410	1	1	...
1521 T MATHEMATICS TECHNICIAN	19	2	17	19	2	17
1529 P MATHEMATICAL STATISTICIAN	1,097	747	350	804	534	270	292	212	80	1	1	...
1530 P STATISTICIAN	2,599	1,538	1,061	1,603	869	734	991	667	324	5	2	3
1531 * STATISTICAL ASSISTANT	1,205	146	1,059	332	51	281	865	93	772	8	2	6
1540 P CRYPTOGRAPHY
1541 T CRYPTANALYSIS	22	8	14	22	8	14
1550 P COMPUTER SCIENCE	3,204	2,216	988	923	661	262	2,280	1,554	726	1	1	...

1/P = PROFESSIONAL, A = ADMINISTRATIVE, T = TECHNICAL, C = CLERICAL, O = OTHER, * = SPLIT OCCUPATIONAL CATEGORY

TABLE W-A2 FULL-TIME CIVILIAN WHITE-COLLAR EMPLOYMENT BY OCCUPATION, MAJOR GEOGRAPHIC AREA, AND GENDER, SEPTEMBER 30, 1997

OCCUPATION CODES 1/ TITLES	ALL AREAS			WASHINGTON, DC-MD-VA-WV METROPOLITAN STATISTICAL AREA			UNITED STATES EXCLUDING WASHINGTON, DC-MD-VA-WV METROPOLITAN STATISTICAL AREA			OVERSEAS		
	TOTAL	MEN	WOMEN	TOTAL	MEN	WOMEN	TOTAL	MEN	WOMEN	TOTAL	MEN	WOMEN
1599 O MATHEMATICS AND STATISTICS STUDENT TRAINEE	47	31	16	14	9	5	33	22	11
1500 MATHEMATICS AND STATISTICS	13,337	8,490	4,847	5,036	3,148	1,888	8,246	5,304	2,942	55	38	17
1601 A GENERAL FACILITIES AND EQUIPMENT	2,640	2,266	374	60	39	21	2,493	2,146	347	87	81	6
1630 A CEMETERY ADMINISTRATION	112	94	18	3	2	1	70	53	17	39	39	...
1640 A FACILITY MANAGEMENT	1,673	1,546	127	186	161	25	1,418	1,317	101	69	68	1
1654 A PRINTING MANAGEMENT	1,247	785	462	697	462	235	527	308	219	23	15	8
1658 A LAUNDRY AND DRY CLEANING PLANT MANAGEMENT	159	140	19	151	132	19	8	8	...
1667 A STEWARD	314	279	35	14	13	1	296	263	33	4	3	1
1670 * EQUIPMENT SPECIALIST	7,498	6,753	745	229	215	14	6,890	6,172	718	379	366	13
1699 O EQUIPMENT AND FACILITIES MANAGEMENT STUDENT TRAINEE	3	3	...	1	1	...	2	2
1600 EQUIPMENT, FACILITIES, AND SERVICES	13,646	11,866	1,780	1,190	893	297	11,847	10,393	1,454	609	580	29
1701 P GENERAL EDUCATION AND TRAINING	10,594	3,496	7,098	477	192	285	3,394	1,406	1,988	6,723	1,898	4,825
1702 * EDUCATION AND TRAINING TECHNICIAN	7,990	1,411	6,579	342	32	310	6,599	1,253	5,346	1,049	126	923
1710 P EDUCATION AND VOCATIONAL TRAINING	5,433	1,702	3,731	185	53	132	4,859	1,541	3,318	389	108	281
1712 A TRAINING INSTRUCTION	5,106	3,923	1,183	518	237	281	4,488	3,608	880	100	78	22
1715 A VOCATIONAL REHABILITATION	574	432	142	9	4	5	559	423	136	6	5	1
1720 P EDUCATION PROGRAM	454	180	274	379	138	241	73	41	32	2	1	1
1725 P PUBLIC HEALTH EDUCATOR	75	19	56	9	1	8	63	17	46	3	1	2
1730 P EDUCATION RESEARCH	57	26	31	56	25	31	1	1
1740 P EDUCATION SERVICES	1,255	645	610	52	12	40	994	517	477	209	116	93
1750 P INSTRUCTIONAL SYSTEMS	1,570	860	710	153	58	95	1,395	791	604	22	11	11
1799 O EDUCATION STUDENT TRAINEE	19	2	17	19	2	17
1700 EDUCATION	33,127	12,696	20,431	2,180	752	1,428	22,444	9,600	12,844	8,503	2,344	6,159
1801 A GENERAL INSPECTION, INVESTIGATION, AND COMPLIANCE	9,720	6,214	3,506	1,371	712	659	8,047	5,278	2,769	302	224	78
1802 * COMPLIANCE INSPECTION AND SUPPORT	6,805	2,926	3,879	387	168	219	6,300	2,687	3,613	118	71	47
1810 A GENERAL INVESTIGATING	2,742	1,602	1,140	227	126	101	2,497	1,462	1,035	18	14	4
1811 A CRIMINAL INVESTIGATING	34,576	29,619	4,957	4,270	3,601	669	29,470	25,259	4,211	836	759	77
1812 A GAME LAW ENFORCEMENT	364	329	35	20	18	2	338	305	33	6	6	...
1815 A AIR SAFETY INVESTIGATING	91	83	8	31	29	2	60	54	6
1816 A IMMIGRATION INSPECTION	4,554	3,461	1,093	103	64	39	3,992	3,055	937	459	342	117
1822 A MINE SAFETY AND HEALTH	1,192	1,150	42	35	31	4	1,153	1,115	38	4	4	...
1825 A AVIATION SAFETY	3,574	3,350	224	175	159	16	3,325	3,120	205	74	71	3
1831 A SECURITIES COMPLIANCE EXAMINING	203	105	98	12	7	5	191	98	93
1850 A AGRICULTURAL COMMODITY WAREHOUSE EXAMINING	72	64	8	72	64	8
1854 A ALCOHOL, TOBACCO, AND FIREARMS INSPECTION	716	380	336	116	55	61	590	320	270	10	5	5
1862 T CONSUMER SAFETY INSPECTION	173	86	87	168	85	83	5	1	4
1863 T FOOD INSPECTION	6,696	4,671	2,025	14	9	5	6,631	4,616	2,015	51	46	5
1864 A PUBLIC HEALTH QUARANTINE INSPECTION	31	14	17	31	14	17
1884 O CUSTOMS PATROL OFFICER	19	17	2	19	17	2
1889 A IMPORT SPECIALIST	1,253	585	668	32	17	15	1,195	559	636	26	9	17
1890 A CUSTOMS INSPECTION	7,299	5,731	1,568	136	103	33	6,803	5,361	1,442	360	267	93
1894 A CUSTOMS ENTRY AND LIQUIDATING	474	121	353	4	1	3	461	117	344	9	3	6
1895 T CUSTOMS WAREHOUSE OFFICER
1896 O BORDER PATROL AGENT	6,819	6,516	303	15	14	1	6,770	6,468	302	34	34	...
1897 * CUSTOMS AID	969	324	645	7	...	7	929	310	619	33	14	19
1898 A ADMEASUREMENT	15	14	1	2	2	13	12	1
1899 O INVESTIGATION STUDENT TRAINEE	58	34	24	1	1	...	56	33	23	1	...	1
1800 INVESTIGATION	88,415	67,396	21,019	6,958	5,117	1,841	79,098	60,397	18,701	2,359	1,882	477

1/ P = PROFESSIONAL, A = ADMINISTRATIVE, T = TECHNICAL, C = CLERICAL, O = OTHER, * = SPLIT OCCUPATIONAL CATEGORY

TABLE W-A2 FULL-TIME CIVILIAN WHITE-COLLAR EMPLOYMENT BY OCCUPATION, MAJOR GEOGRAPHIC AREA, AND GENDER, SEPTEMBER 30, 1997

OCCUPATION CODES 1/ TITLES			ALL AREAS			WASHINGTON, DC-MD-VA-WV METROPOLITAN STATISTICAL AREA			UNITED STATES EXCLUDING WASHINGTON, DC-MD-VA-WV METROPOLITAN STATISTICAL AREA			OVERSEAS		
			TOTAL	MEN	WOMEN	TOTAL	MEN	WOMEN	TOTAL	MEN	WOMEN	TOTAL	MEN	WOMEN
1910	A	QUALITY ASSURANCE	8,873	7,657	1,216	263	204	59	8,281	7,159	1,122	329	294	35
1980	T	AGRICULTURAL COMMODITY GRADING	1,956	1,385	571	40	33	7	1,913	1,349	564	3	3	...
1981	T	AGRICULTURAL COMMODITY AID	174	107	67	1	...	1	173	107	66
1999	O	QUALITY INSPECTION STUDENT TRAINEE	6	4	2	6	4	2
1900		QUALITY ASSURANCE, INSPECTION, AND GRADING	11,009	9,153	1,856	304	237	67	10,373	8,619	1,754	332	297	35
2001	*	GENERAL SUPPLY	3,759	2,159	1,600	286	152	134	3,306	1,855	1,451	167	152	15
2003	A	SUPPLY PROGRAM MANAGEMENT	4,744	2,711	2,033	505	262	243	4,032	2,271	1,761	207	178	29
2005	*	SUPPLY CLERICAL AND TECHNICIAN	17,026	7,367	9,659	1,005	441	564	15,363	6,493	8,870	658	433	225
2010	A	INVENTORY MANAGEMENT	5,764	2,328	3,436	370	178	192	5,300	2,073	3,227	94	77	17
2030	A	DISTRIBUTION FACILITIES AND STORAGE MANAGEMENT	711	549	162	81	56	25	580	449	131	50	44	6
2032	A	PACKAGING	293	203	90	9	8	1	283	194	89	1	1	...
2050	A	SUPPLY CATALOGING	247	103	144	40	15	25	207	88	119
2091	C	SALES STORE CLERICAL	1,847	193	1,654	85	10	75	1,515	136	1,379	247	47	200
2099	O	SUPPLY STUDENT TRAINEE	11	2	9	11	2	9
2000		SUPPLY	34,402	15,615	18,787	2,381	1,122	1,259	30,597	13,561	17,036	1,424	932	492
2101	A	TRANSPORTATION SPECIALIST	7,384	6,362	1,022	785	494	291	6,461	5,740	721	138	128	10
2102	*	TRANSPORTATION CLERK AND ASSISTANT	4,540	1,357	3,183	254	69	185	4,046	1,158	2,888	240	130	110
2110	A	TRANSPORTATION INDUSTRY ANALYSIS	103	66	37	99	63	36	3	3	...	1	...	1
2121	A	RAILROAD SAFETY	387	366	21	37	37	...	350	329	21
2123	A	MOTOR CARRIER SAFETY	265	188	77	3	2	1	262	186	76
2125	A	HIGHWAY SAFETY	276	205	71	73	37	36	201	166	35	2	2	...
2130	A	TRAFFIC MANAGEMENT	1,724	959	765	400	201	199	1,219	668	551	105	90	15
2131	*	FREIGHT RATE	637	201	436	52	13	39	576	182	394	9	6	3
2135	T	TRANSPORTATION LOSS AND DAMAGE CLAIMS EXAMINING	152	33	119	1	...	1	147	32	115	4	1	3
2144	T	CARGO SCHEDULING	54	38	16	41	27	14	13	11	2
2150	A	TRANSPORTATION OPERATIONS	1,111	841	270	123	92	31	868	653	215	120	96	24
2151	C	DISPATCHING	419	279	140	7	5	2	402	267	135	10	7	3
2152	A	AIR TRAFFIC CONTROL	23,781	20,477	3,304	1,154	967	187	22,434	19,348	3,086	193	162	31
2154	T	AIR TRAFFIC ASSISTANCE	501	380	121	12	10	2	468	353	115	21	17	4
2161	A	MARINE CARGO	40	34	6	31	26	5	9	8	1
2181	T	AIRCRAFT OPERATION	2,607	2,570	37	30	29	1	2,531	2,495	36	46	46	...
2183	T	AIR NAVIGATION	302	297	5	302	297	5
2185	T	AIRCREW TECHNICIAN	964	936	28	10	9	1	952	925	27	2	2	...
2199	O	TRANSPORTATION STUDENT TRAINEE	18	10	8	6	3	3	10	5	5	2	2	...
2100		TRANSPORTATION	45,265	35,599	9,666	3,046	2,031	1,015	41,304	32,860	8,444	915	708	207
2299		UNSPECIFIED WHITE-COLLAR SERIES	317	186	131	59	39	20	252	143	109	6	4	2
2200		UNSPECIFIED	317	186	131	59	39	20	252	143	109	6	4	2

1/ P = PROFESSIONAL, A = ADMINISTRATIVE, T = TECHNICAL, C = CLERICAL, O = OTHER, * = SPLIT OCCUPATIONAL CATEGORY

TABLE W-B1 FULL-TIME CIVILIAN WHITE-COLLAR EMPLOYMENT BY AGENCY, PAY CATEGORY, AND GENDER, SEPTEMBER 30, 1997

AGENCY	ALL PAY SYSTEMS			GENERAL SCHEDULE			RELATED TO GENERAL SCHEDULE			OTHER PAY SYSTEMS		
	TOTAL	MEN	WOMEN	TOTAL	MEN	WOMEN	TOTAL	MEN	WOMEN	TOTAL	MEN	WOMEN
GRAND TOTAL	1,479,448	758,917	720,531	1,280,852	644,940	635,912	114,116	78,500	35,616	84,480	35,477	49,003
GOVERNMENT PRINTING OFFICE	1,919	871	1,048	1,750	770	980	169	101	68
LIBRARY OF CONGRESS	4,121	1,861	2,260	3,811	1,661	2,150	76	31	45	234	169	65
OTHER LEGISLATIVE BRANCH	657	296	361	524	216	308	27	21	6	106	59	47
EXECUTIVE OFFICE OF THE PRESIDENT	1,043	487	556	830	345	485	213	142	71
DEPARTMENT OF STATE	13,802	7,651	6,151	4,848	1,818	3,030	8,012	5,075	2,937	942	758	184
DEPARTMENT OF TREASURY	131,178	59,143	72,035	124,453	54,490	69,963	482	325	157	6,243	4,328	1,915
DEPARTMENT OF THE ARMY	181,869	97,675	84,194	176,535	94,475	82,060	4,174	2,387	1,787	1,160	813	347
DEPARTMENT OF THE NAVY	149,212	87,908	61,304	136,070	78,722	57,348	11,999	8,193	3,806	1,143	993	150
DEPARTMENT OF THE AIR FORCE	113,129	61,303	51,826	106,846	56,566	50,280	3,299	2,034	1,265	2,984	2,703	281
DEFENSE LOGISTICS AGENCY	34,458	18,214	16,244	34,340	18,116	16,224	1	...	1	117	98	19
OTHER DEFENSE ACTIVITIES	58,111	23,354	34,757	47,984	20,570	27,414	46	13	33	10,081	2,771	7,310
DEPARTMENT OF JUSTICE	109,106	65,992	43,114	103,637	62,176	41,461	5,469	3,816	1,653
DEPARTMENT OF INTERIOR	56,016	32,380	23,636	51,031	30,071	20,960	894	651	243	4,091	1,658	2,433
DEPARTMENT OF AGRICULTURE	94,752	56,392	38,360	93,244	55,202	38,042	241	190	51	1,267	1,000	267
DEPARTMENT OF COMMERCE	28,864	16,711	12,153	23,836	13,859	9,977	4,507	2,420	2,087	521	432	89
DEPARTMENT OF LABOR	15,145	7,847	7,298	14,900	7,667	7,233	245	180	65
DEPARTMENT OF HEALTH AND HUMAN SERVICES	49,034	18,254	30,780	46,085	16,579	29,506	473	35	438	2,476	1,640	836
DEPARTMENT OF HOUSING AND URBAN DEVELOPMENT	10,321	4,220	6,101	10,134	4,113	6,021	187	107	80
DEPARTMENT OF TRANSPORTATION	60,964	44,118	16,846	11,983	6,641	5,342	48,431	37,033	11,398	550	444	106
DEPARTMENT OF ENERGY	15,464	9,252	6,212	14,814	8,691	6,123	650	561	89
DEPARTMENT OF EDUCATION	4,494	1,705	2,789	4,358	1,632	2,726	136	73	63
DEPARTMENT OF VETERANS AFFAIRS	170,329	63,287	107,042	125,205	50,462	74,743	7,551	5,818	1,733	37,573	7,007	30,566
ENVIRONMENTAL PROTECTION AGENCY	17,041	8,756	8,285	16,728	8,533	8,195	1	1	...	312	222	90
FEDERAL DEPOSIT INSURANCE CORPORATION	7,934	4,147	3,787	7,683	3,944	3,739	251	203	48
FEDERAL EMERGENCY MANAGEMENT AGENCY	3,419	1,767	1,652	2,647	1,453	1,194	772	314	458
GENERAL SERVICES ADMINISTRATION	11,741	5,922	5,819	11,622	5,834	5,788	4	3	1	115	85	30
NATIONAL AERONAUTICS AND SPACE ADMINISTRATION	19,125	12,894	6,231	18,640	12,477	6,163	485	417	68
NUCLEAR REGULATORY COMMISSION	2,900	1,901	999	2,641	1,672	969	259	229	30
OFFICE OF PERSONNEL MANAGEMENT	2,565	922	1,643	2,520	898	1,622	45	24	21
SECURITIES AND EXCHANGE COMMISSION	2,705	1,374	1,331	2,621	1,313	1,308	84	61	23
SMALL BUSINESS ADMINISTRATION	4,289	1,992	2,297	4,207	1,946	2,261	82	46	36
SMITHSONIAN INSTITUTION	3,905	2,123	1,782	3,776	2,021	1,755	2	...	2	127	102	25
SOCIAL SECURITY ADMINISTRATION	62,715	18,467	44,248	61,469	17,379	44,090	1	...	1	1,245	1,088	157
TENNESSEE VALLEY AUTHORITY	9,244	6,488	2,756	8,525	5,862	2,663	719	626	93
U.S. INFORMATION AGENCY	3,661	1,947	1,714	2,510	1,231	1,279	967	582	385	184	134	50
U.S. INTERNATIONAL DEVELOPMENT COOPERATION AGENCY	2,578	1,317	1,261	1,266	410	856	1,029	726	303	283	181	102
OTHER EXECUTIVE BRANCH	21,638	9,979	11,659	17,378	7,373	10,005	1,300	714	586	2,960	1,892	1,068



TABLE W-B2 FULL-TIME CIVILIAN WHITE-COLLAR EMPLOYMENT BY OCCUPATION, PAY CATEGORY, AND GENDER, SEPTEMBER 30, 1997

OCCUPATION CODES 1/ TITLES	GRAND TOTAL			GENERAL SCHEDULE			RELATED TO GENERAL SCHEDULE			OTHER		
	TOTAL	MEN	WOMEN	TOTAL	MEN	WOMEN	TOTAL	MEN	WOMEN	TOTAL	MEN	WOMEN
GRAND TOTAL	1,479,448	758,917	720,531	1,280,852	644,940	635,912	114,116	78,500	35,616	84,480	35,477	49,003
0006 A CORRECTIONAL INSTITUTION ADMINISTRATION	1,663	1,238	425	1,623	1,201	422	40	37	3
0007 O CORRECTIONAL OFFICER	12,601	11,112	1,489	12,601	11,112	1,489
0011 A BOND SALES PROMOTION	111	87	24	111	87	24
0018 A SAFETY AND OCCUPATIONAL HEALTH MANAGEMENT	4,271	3,379	892	4,162	3,290	872	87	71	16	22	18	4
0019 T SAFETY TECHNICIAN	244	140	104	239	135	104	5	5
0020 P COMMUNITY PLANNING	555	413	142	487	361	126	58	45	13	10	7	3
0021 T COMMUNITY PLANNING TECHNICIAN	18	5	13	18	5	13
0023 A OUTDOOR RECREATION PLANNING	646	407	239	646	407	239
0025 * PARK RANGER	6,141	4,361	1,780	6,029	4,285	1,744	96	64	32	16	12	4
0028 A ENVIRONMENTAL PROTECTION SPECIALIST	5,551	3,373	2,178	5,425	3,286	2,139	120	82	38	6	5	1
0029 T ENVIRONMENTAL PROTECTION ASSISTANT	529	167	362	528	166	362	1	1
0030 A SPORTS SPECIALIST	587	493	94	555	461	94	32	32
0050 A FUNERAL DIRECTING	44	40	4	40	36	4	4	4
0060 P CHAPLAIN	605	553	52	593	548	45	12	5	7
0062 A CLOTHING DESIGN	25	7	18	25	7	18
0072 * FINGERPRINT IDENTIFICATION	1,061	461	600	1,061	461	600
0080 A SECURITY ADMINISTRATION	6,315	3,978	2,337	4,453	2,704	1,749	1,823	1,235	588	39	39	...
0081 O FIRE PROTECTION AND PREVENTION	9,510	9,319	191	9,405	9,217	188	97	94	3	8	8	...
0082 O UNITED STATES MARSHAL	89	80	9	68	60	8	21	20	1
0083 O POLICE	8,709	8,084	625	6,110	5,708	402	188	174	14	2,411	2,202	209
0084 O NUCLEAR MATERIALS COURIER	226	226	...	226	226
0085 O SECURITY GUARD	4,095	3,707	388	3,470	3,159	311	586	511	75	39	37	2
0086 C SECURITY CLERICAL AND ASSISTANCE	1,582	473	1,109	1,318	412	906	264	61	203
0090 T GUIDE	246	149	97	245	148	97	1	1
0095 P FOREIGN LAW SPECIALIST	20	11	9	19	10	9	1	1	...
0099 O GENERAL STUDENT TRAINEE	218	121	97	195	110	85	23	11	12
0000 MISCELLANEOUS OCCUPATIONS	65,662	52,384	13,278	59,652	47,602	12,050	3,385	2,391	994	2,625	2,391	234
0101 P SOCIAL SCIENCE	6,272	3,235	3,037	6,068	3,093	2,975	55	28	27	149	114	35
0102 T SOCIAL SCIENCE AID AND TECHNICIAN	685	338	347	660	327	333	25	11	14
0105 A SOCIAL INSURANCE ADMINISTRATION	25,323	8,673	16,650	25,296	8,654	16,642	27	19	8
0106 A UNEMPLOYMENT INSURANCE	118	69	49	117	69	48	1	...	1
0107 A HEALTH INSURANCE ADMINISTRATION	1,556	597	959	1,555	597	958	1	...	1
0110 P ECONOMIST	5,252	3,809	1,443	3,922	2,817	1,105	916	667	249	414	325	89
0119 T ECONOMICS ASSISTANT	130	28	102	130	28	102
0130 P FOREIGN AFFAIRS	3,554	2,427	1,127	671	383	288	2,338	1,596	742	545	448	97
0131 P INTERNATIONAL RELATIONS	145	99	46	121	81	40	13	7	6	11	11	...
0132 A INTELLIGENCE	4,726	2,996	1,730	2,386	1,182	1,204	2,300	1,780	520	40	34	6
0134 C INTELLIGENCE AID AND CLERK	442	82	360	252	56	196	190	26	164
0135 P FOREIGN AGRICULTURAL AFFAIRS	185	150	35	3	3	...	151	121	30	31	26	5
0136 A INTERNATIONAL COOPERATION	27	8	19	23	5	18	3	3	...	1	...	1
0140 P MANPOWER RESEARCH AND ANALYSIS	30	17	13	30	17	13
0142 A MANPOWER DEVELOPMENT	448	233	215	442	228	214	6	5	1
0150 P GEOGRAPHY	349	241	108	279	194	85	64	41	23	6	6	...
0160 A CIVIL RIGHTS ANALYSIS	57	24	33	50	19	31	2	1	1	5	4	1
0170 P HISTORY	652	490	162	622	463	159	16	13	3	14	14	...
0180 P PSYCHOLOGY	3,563	2,348	1,215	3,285	2,164	1,121	85	65	20	193	119	74
0181 T PSYCHOLOGY AID AND TECHNICIAN	702	364	338	686	360	326	11	4	7	5	...	5
0184 P SOCIOLOGY	44	22	22	40	21	19	4	1	3
0185 P SOCIAL WORK	4,817	2,034	2,783	4,789	2,027	2,762	1	...	1	27	7	20

1/ P = PROFESSIONAL, A = ADMINISTRATIVE, T = TECHNICAL, C = CLERICAL, O = OTHER, * = SPLIT OCCUPATIONAL CATEGORY

TABLE W-B2 FULL-TIME CIVILIAN WHITE-COLLAR EMPLOYMENT BY OCCUPATION, PAY CATEGORY, AND GENDER, SEPTEMBER 30, 1997

OCCUPATION CODES 1/ TITLES	GRAND TOTAL			GENERAL SCHEDULE			RELATED TO GENERAL SCHEDULE			OTHER		
	TOTAL	MEN	WOMEN	TOTAL	MEN	WOMEN	TOTAL	MEN	WOMEN	TOTAL	MEN	WOMEN
0186 T SOCIAL SERVICES AID AND ASSISTANT	965	431	534	961	431	530	3	...	3	1	...	1
0187 A SOCIAL SERVICES	569	174	395	536	158	378	29	14	15	4	2	2
0188 A RECREATION SPECIALIST	1,853	1,198	655	1,815	1,173	642	31	19	12	7	6	1
0189 T RECREATION AID AND ASSISTANT	2,029	1,135	894	1,964	1,102	862	30	12	18	35	21	14
0190 P GENERAL ANTHROPOLOGY	90	53	37	80	45	35	5	5	...	5	3	2
0193 P ARCHEOLOGY	1,050	656	394	1,045	651	394	4	4	...	1	1	...
0199 O SOCIAL SCIENCE STUDENT TRAINEE	107	42	65	104	40	64	3	2	1
0100 SOCIAL SCIENCE, PSYCHOLOGY, AND WELFARE	65,740	31,973	33,767	57,932	26,388	31,544	6,275	4,419	1,856	1,533	1,166	367
0201 A PERSONNEL MANAGEMENT	10,978	3,373	7,605	10,213	3,129	7,084	609	184	425	156	60	96
0203 * PERSONNEL CLERICAL AND ASSISTANCE	8,863	905	7,958	8,544	881	7,663	279	21	258	40	3	37
0204 * MILITARY PERSONNEL CLERICAL AND TECHNICIAN	7,465	2,326	5,139	7,432	2,315	5,117	33	11	22
0205 A MILITARY PERSONNEL MANAGEMENT	1,739	982	757	1,721	974	747	17	8	9	1	...	1
0212 A PERSONNEL STAFFING	1,981	390	1,591	1,923	376	1,547	55	13	42	3	1	2
0221 A POSITION CLASSIFICATION	978	389	589	958	383	575	19	6	13	1	...	1
0222 A OCCUPATIONAL ANALYSIS	29	17	12	29	17	12
0223 A SALARY AND WAGE ADMINISTRATION	144	59	85	144	59	85
0230 A EMPLOYEE RELATIONS	1,642	421	1,221	1,570	406	1,164	65	11	54	7	4	3
0233 A LABOR RELATIONS	1,083	555	528	974	499	475	105	53	52	4	3	1
0235 A EMPLOYEE DEVELOPMENT	1,990	661	1,329	1,863	619	1,244	102	34	68	25	8	17
0241 A MEDIATION	214	176	38	211	173	38	3	3	...
0243 A APPRENTICESHIP AND TRAINING	147	99	48	132	92	40	15	7	8
0244 A LABOR MANAGEMENT RELATIONS EXAMINING	374	239	135	374	239	135
0246 A CONTRACTOR INDUSTRIAL RELATIONS	125	60	65	125	60	65
0249 A WAGE AND HOUR COMPLIANCE	1,136	666	470	1,133	665	468	3	1	2
0260 A EQUAL EMPLOYMENT OPPORTUNITY	2,507	779	1,728	2,389	734	1,655	94	33	61	24	12	12
0270 A FEDERAL RETIREMENT BENEFITS	444	141	303	444	141	303
0299 O PERSONNEL MANAGEMENT STUDENT TRAINEE	56	18	38	55	18	37	1	...	1
0200 PERSONNEL MANAGEMENT AND INDUSTRIAL RELATIONS	41,895	12,256	29,639	40,234	11,780	28,454	1,394	381	1,013	267	95	172
0301 A MISCELLANEOUS ADMINISTRATION AND PROGRAM	50,515	25,455	25,060	40,690	19,456	21,234	6,053	3,579	2,474	3,772	2,420	1,352
0302 C MESSENGER	88	74	14	46	39	7	42	35	7
0303 * MISCELLANEOUS CLERK AND ASSISTANT	61,845	13,270	48,575	57,770	12,460	45,310	3,060	545	2,515	1,015	265	750
0304 C INFORMATION RECEPTIONIST	916	159	757	868	153	715	39	5	34	9	1	8
0305 C MAIL AND FILE	12,837	5,737	7,100	12,616	5,627	6,989	200	99	101	21	11	10
0309 C CORRESPONDENCE CLERK	251	45	206	238	44	194	12	...	12	1	1	...
0312 C CLERK-STENOGRAPHER AND REPORTER	108	4	104	101	4	97	4	...	4	3	...	3
0313 C WORK UNIT SUPERVISING	160	12	148	159	12	147	1	...	1
0318 C SECRETARY	64,484	1,635	62,849	60,039	1,558	58,481	4,054	72	3,982	391	5	386
0319 C CLOSED MICROPHONE REPORTING	139	27	112	139	27	112
0322 C CLERK-TYPIST	2,962	541	2,421	1,985	302	1,683	775	146	629	202	93	109
0326 * OFFICE AUTOMATION CLERICAL AND ASSISTANCE	14,674	1,815	12,859	14,287	1,786	12,501	251	25	226	136	4	132
0332 T COMPUTER OPERATION	3,893	1,850	2,043	3,597	1,702	1,895	273	137	136	23	11	12
0334 A COMPUTER SPECIALIST	55,301	33,481	21,820	50,159	29,994	20,165	4,753	3,239	1,514	389	248	141
0335 * COMPUTER CLERK AND ASSISTANT	6,793	2,138	4,655	6,545	2,079	4,466	232	55	177	16	4	12
0340 A PROGRAM MANAGEMENT	7,211	5,219	1,992	5,085	3,653	1,432	464	325	139	1,662	1,241	421
0341 A ADMINISTRATIVE OFFICER	7,989	2,473	5,516	6,025	1,727	4,298	1,734	598	1,136	230	148	82
0342 A SUPPORT SERVICES ADMINISTRATION	3,793	1,732	2,061	3,426	1,509	1,917	342	213	129	25	10	15
0343 A MANAGEMENT AND PROGRAM ANALYSIS	39,492	15,044	24,448	36,744	13,937	22,807	2,598	1,012	1,586	150	95	55
0344 * MANAGEMENT AND PROGRAM CLERICAL AND ASSISTANCE	6,556	944	5,612	6,403	912	5,491	149	32	117	4	...	4
0346 A LOGISTICS MANAGEMENT	11,266	7,916	3,350	10,766	7,619	3,147	474	273	201	26	24	2
0350 C EQUIPMENT OPERATOR	1,382	778	604	1,271	726	545	90	37	53	21	15	6

1/P = PROFESSIONAL, A = ADMINISTRATIVE, T = TECHNICAL, C = CLERICAL, O = OTHER, * = SPLIT OCCUPATIONAL CATEGORY

TABLE W-B2 FULL-TIME CIVILIAN WHITE-COLLAR EMPLOYMENT BY OCCUPATION, PAY CATEGORY, AND GENDER, SEPTEMBER 30, 1997

OCCUPATION CODES 1/ TITLES	GRAND TOTAL			GENERAL SCHEDULE			RELATED TO GENERAL SCHEDULE			OTHER		
	TOTAL	MEN	WOMEN	TOTAL	MEN	WOMEN	TOTAL	MEN	WOMEN	TOTAL	MEN	WOMEN
0351 C PRINTING CLERICAL	141	39	102	120	37	83	21	2	19
0356 C DATA TRANSCRIBER	2,609	281	2,328	2,436	267	2,169	164	13	151	9	1	8
0357 C CODING	177	33	144	152	30	122	25	3	22
0359 C ELECTRIC ACCOUNTING MACHINE OPERATION	1	1	...	1	1
0360 A EQUAL OPPORTUNITY COMPLIANCE	1,807	793	1,014	1,788	780	1,008	3	2	1	16	11	5
0361 T EQUAL OPPORTUNITY ASSISTANCE	550	48	502	543	48	495	7	...	7
0362 T ELECTRIC ACCOUNTING MACHINE PROJECT PLANNING	1	1	...	1	1
0382 C TELEPHONE OPERATING	1,436	395	1,041	1,407	387	1,020	28	7	21	1	1	...
0390 T TELECOMMUNICATIONS PROCESSING	773	480	293	752	464	288	21	16	5
0391 A TELECOMMUNICATIONS	6,904	5,147	1,757	6,539	4,882	1,657	346	257	89	19	8	11
0392 T GENERAL TELECOMMUNICATIONS	1,165	660	505	1,138	641	497	27	19	8
0394 C COMMUNICATIONS CLERICAL	262	50	212	245	48	197	17	2	15
0399 O ADMINISTRATION AND OFFICE SUPPORT STUDENT TRAINEE	528	193	335	503	188	315	22	5	17	3	...	3
0300 GENERAL ADMINISTRATION, CLERICAL, AND OFFICE SERVICES	369,009	128,470	240,539	334,584	113,100	221,484	26,281	10,753	15,528	8,144	4,617	3,527
0401 P GENERAL BIOLOGICAL SCIENCE	9,189	6,282	2,907	8,399	5,747	2,652	175	132	43	615	403	212
0403 P MICROBIOLOGY	1,963	1,149	814	1,734	996	738	1	1	...	228	152	76
0404 T BIOLOGICAL SCIENCE TECHNICIAN	6,214	3,656	2,558	5,712	3,223	2,489	123	66	57	379	367	12
0405 P PHARMACOLOGY	403	284	119	292	208	84	111	76	35
0406 P AGRICULTURAL EXTENSION	10	5	5	7	3	4	3	2	1
0408 P ECOLOGY	802	570	232	795	564	231	5	4	1	2	2	...
0410 P ZOOLOGY	98	79	19	90	72	18	2	2	...	6	5	1
0413 P PHYSIOLOGY	441	335	106	367	272	95	2	2	...	72	61	11
0414 P ENTOMOLOGY	583	502	81	570	492	78	8	7	1	5	3	2
0415 P TOXICOLOGY	282	196	86	261	184	77	21	12	9
0421 T PLANT PROTECTION TECHNICIAN	304	192	112	302	190	112	2	2
0430 P BOTANY	382	187	195	378	184	194	3	2	1	1	1	...
0434 P PLANT PATHOLOGY	279	221	58	276	218	58	3	3	...
0435 P PLANT PHYSIOLOGY	264	208	56	263	207	56	1	1	...
0436 P PLANT PROTECTION AND QUARANTINE	1,620	1,241	379	1,605	1,229	376	15	12	3
0437 P HORTICULTURE	132	93	39	132	93	39
0440 P GENETICS	352	281	71	328	264	64	24	17	7
0454 P RANGELAND MANAGEMENT	1,076	871	205	1,075	870	205	1	1	...
0455 T RANGE TECHNICIAN	1,338	1,070	268	851	693	158	487	377	110
0457 P SOIL CONSERVATION	4,328	3,588	740	4,326	3,586	740	2	2	...
0458 T SOIL CONSERVATION TECHNICIAN	1,447	1,189	258	1,447	1,189	258
0459 T IRRIGATION SYSTEM OPERATION	120	119	1	120	119	1
0460 P FORESTRY	4,190	3,388	802	4,142	3,354	788	13	11	2	35	23	12
0462 T FORESTRY TECHNICIAN	13,393	10,586	2,807	13,304	10,511	2,793	89	75	14
0470 P SOIL SCIENCE	1,420	1,252	168	1,415	1,247	168	5	5	...
0471 P AGRONOMY	295	266	29	293	264	29	1	1	...	1	1	...
0475 P AGRICULTURAL MANAGEMENT	1,561	1,229	332	1,556	1,224	332	5	5
0480 P GENERAL FISH AND WILDLIFE ADMINISTRATION	192	155	37	174	140	34	18	15	3
0482 P FISHERY BIOLOGY	2,065	1,638	427	2,060	1,634	426	5	4	1
0485 P WILDLIFE REFUGE MANAGEMENT	625	531	94	625	531	94
0486 P WILDLIFE BIOLOGY	2,307	1,713	594	2,302	1,708	594	5	5	...
0487 P ANIMAL SCIENCE	95	79	16	92	76	16	3	3	...
0493 P HOME ECONOMICS	16	2	14	16	2	14
0499 O BIOLOGICAL SCIENCE STUDENT TRAINEE	217	96	121	214	94	120	3	2	1
0400 BIOLOGICAL SCIENCES	58,003	43,253	14,750	55,523	41,388	14,135	931	699	232	1,549	1,166	383
0501 A FINANCIAL ADMINISTRATION AND PROGRAM	8,620	3,435	5,185	8,116	3,156	4,960	351	169	182	153	110	43

1/ P = PROFESSIONAL, A = ADMINISTRATIVE, T = TECHNICAL, C = CLERICAL, O = OTHER, * = SPLIT OCCUPATIONAL CATEGORY

TABLE W-B2 FULL-TIME CIVILIAN WHITE-COLLAR EMPLOYMENT BY OCCUPATION, PAY CATEGORY, AND GENDER, SEPTEMBER 30, 1997

OCCUPATION CODES 1/ TITLES	GRAND TOTAL			GENERAL SCHEDULE			RELATED TO GENERAL SCHEDULE			OTHER		
	TOTAL	MEN	WOMEN	TOTAL	MEN	WOMEN	TOTAL	MEN	WOMEN	TOTAL	MEN	WOMEN
0503 * FINANCIAL CLERICAL AND ASSISTANCE	6,560	1,431	5,129	6,480	1,417	5,063	53	8	45	27	6	21
0505 A FINANCIAL MANAGEMENT	1,599	1,111	488	1,210	840	370	256	168	88	133	103	30
0510 P ACCOUNTING	12,741	6,711	6,030	11,782	6,173	5,609	673	325	348	286	213	73
0511 P AUDITING	12,247	8,260	3,987	11,803	7,922	3,881	311	222	89	133	116	17
0512 P INTERNAL REVENUE AGENT	14,609	8,798	5,811	14,606	8,796	5,810	2	2	...	1	...	1
0525 * ACCOUNTING TECHNICIAN	17,865	3,687	14,178	17,492	3,640	13,852	342	45	297	31	2	29
0526 T TAX TECHNICIAN	3,756	1,166	2,590	3,756	1,166	2,590
0530 C CASH PROCESSING	1,447	273	1,174	1,427	269	1,158	12	4	8	8	...	8
0540 C VOUCHER EXAMINING	2,409	646	1,763	2,352	635	1,717	49	10	39	8	1	7
0544 * CIVILIAN PAY	2,444	488	1,956	2,320	478	1,842	114	8	106	10	2	8
0545 * MILITARY PAY	2,613	883	1,730	2,609	880	1,729	4	3	1
0560 A BUDGET ANALYSIS	12,887	3,742	9,145	12,362	3,547	8,815	428	125	303	97	70	27
0561 * BUDGET CLERICAL AND ASSISTANCE	3,581	451	3,130	3,492	437	3,055	78	12	66	11	2	9
0570 A FINANCIAL INSTITUTION EXAMINING	4,463	3,228	1,235	2	1	1	2,079	1,517	562	2,382	1,710	672
0580 A CREDIT UNION EXAMINER	672	483	189	672	483	189
0592 * TAX EXAMINING	19,453	4,655	14,798	19,453	4,655	14,798
0593 T INSURANCE ACCOUNTS	66	23	43	66	23	43
0599 O FINANCIAL MANAGEMENT STUDENT TRAINEE	110	25	85	103	23	80	4	1	3	3	1	2
0500 ACCOUNTING AND BUDGET	128,142	49,496	78,646	119,431	44,058	75,373	4,756	2,619	2,137	3,955	2,819	1,136
0601 P GENERAL HEALTH SCIENCE	4,223	2,047	2,176	3,938	1,912	2,026	12	4	8	273	131	142
0602 P MEDICAL OFFICER	10,760	7,938	2,822	2,072	1,428	644	6,733	5,103	1,630	1,955	1,407	548
0603 A PHYSICIAN'S ASSISTANT	1,998	1,389	609	894	658	236	16	2	14	1,088	729	359
0610 P NURSE	40,165	5,107	35,058	6,419	539	5,880	566	43	523	33,180	4,525	28,655
0620 T PRACTICAL NURSE	11,366	1,690	9,676	11,307	1,685	9,622	1	...	1	58	5	53
0621 T NURSING ASSISTANT	11,439	3,888	7,551	11,383	3,880	7,503	1	...	1	55	8	47
0622 T MEDICAL SUPPLY AIDE AND TECHNICIAN	2,114	1,200	914	2,111	1,200	911	1	...	1	2	...	2
0625 T AUTOPSY ASSISTANT	51	46	5	51	46	5
0630 P DIETITIAN AND NUTRITIONIST	1,473	105	1,368	1,414	99	1,315	1	...	1	58	6	52
0631 P OCCUPATIONAL THERAPIST	686	123	563	663	116	547	23	7	16
0633 P PHYSICAL THERAPIST	725	267	458	690	248	442	35	19	16
0635 P CORRECTIVE THERAPIST	490	313	177	490	313	177
0636 T REHABILITATION THERAPY ASSISTANT	755	365	390	755	365	390
0637 P MANUAL ARTS THERAPIST	90	79	11	90	79	11
0638 P RECREATION/CREATIVE ARTS THERAPIST	790	352	438	790	352	438
0639 P EDUCATIONAL THERAPIST	17	2	15	14	2	12	3	...	3
0640 T HEALTH AID AND TECHNICIAN	5,548	2,386	3,162	5,533	2,381	3,152	12	5	7	3	...	3
0642 T NUCLEAR MEDICINE TECHNICIAN	128	62	66	128	62	66
0644 P MEDICAL TECHNOLOGIST	5,470	1,763	3,707	5,458	1,761	3,697	11	1	10	1	1	...
0645 T MEDICAL TECHNICIAN	1,823	648	1,175	1,808	643	1,165	12	4	8	3	1	2
0646 T PATHOLOGY TECHNICIAN	465	148	317	465	148	317
0647 T DIAGNOSTIC RADIOLOGIC TECHNOLOGIST	3,028	1,554	1,474	3,026	1,552	1,474	1	1	...	1	1	...
0648 T THERAPEUTIC RADIOLOGIC TECHNOLOGIST	133	52	81	133	52	81
0649 T MEDICAL INSTRUMENT TECHNICIAN	1,954	778	1,176	1,954	778	1,176
0650 T MEDICAL TECHNICAL ASSISTANT	1	...	1	1	...	1
0651 T RESPIRATORY THERAPIST	372	204	168	372	204	168
0660 P PHARMACIST	4,494	2,505	1,989	4,306	2,461	1,845	2	1	1	186	43	143
0661 T PHARMACY TECHNICIAN	3,434	1,064	2,370	3,431	1,063	2,368	1	...	1	2	1	1
0662 P OPTOMETRIST	238	160	78	22	19	3	122	91	31	94	50	44
0664 T RESTORATION TECHNICIAN	14	12	2	14	12	2
0665 P SPEECH PATHOLOGY AND AUDIOLOGY	701	240	461	678	236	442	23	4	19
0667 T ORTHOTIST AND PROSTHETIST	209	197	12	208	196	12	1	1	...

1/ P = PROFESSIONAL, A = ADMINISTRATIVE, T = TECHNICAL, C = CLERICAL, O = OTHER, * = SPLIT OCCUPATIONAL CATEGORY

TABLE W-B2 FULL-TIME CIVILIAN WHITE-COLLAR EMPLOYMENT BY OCCUPATION, PAY CATEGORY, AND GENDER, SEPTEMBER 30, 1997

OCCUPATION CODES 1/ TITLES	GRAND TOTAL			GENERAL SCHEDULE			RELATED TO GENERAL SCHEDULE			OTHER		
	TOTAL	MEN	WOMEN	TOTAL	MEN	WOMEN	TOTAL	MEN	WOMEN	TOTAL	MEN	WOMEN
0668 P PODIATRIST	263	207	56	18	14	4	79	68	11	166	125	41
0669 A MEDICAL RECORDS ADMINISTRATION	501	57	444	501	57	444
0670 A HEALTH SYSTEM ADMINISTRATION	588	420	168	431	280	151	157	140	17
0671 A HEALTH SYSTEM SPECIALIST	1,640	728	912	1,637	725	912	3	3	...
0672 T PROSTHETIC REPRESENTATIVE	186	125	61	186	125	61
0673 A HOSPITAL HOUSEKEEPING MANAGEMENT	230	199	31	229	198	31	1	1	...
0675 T MEDICAL RECORDS TECHNICIAN	3,171	499	2,672	3,149	494	2,655	20	5	15	2	...	2
0679 C MEDICAL CLERK	10,176	1,998	8,178	10,169	1,997	8,172	6	...	6	1	1	...
0680 P DENTAL OFFICER	801	699	102	79	55	24	685	616	69	37	28	9
0681 T DENTAL ASSISTANT	2,773	200	2,573	2,768	200	2,568	5	...	5
0682 T DENTAL HYGIENE	333	15	318	331	15	316	2	...	2
0683 T DENTAL LABORATORY AID AND TECHNICIAN	612	507	105	612	507	105
0685 A PUBLIC HEALTH PROGRAM SPECIALIST	1,488	746	742	1,391	698	693	68	33	35	29	15	14
0688 A SANITARIAN	44	29	15	44	29	15
0690 P INDUSTRIAL HYGIENE	1,494	1,028	466	1,479	1,019	460	12	6	6	3	3	...
0696 P CONSUMER SAFETY	1,897	1,092	805	1,881	1,081	800	16	11	5
0698 T ENVIRONMENTAL HEALTH TECHNICIAN	119	89	30	116	86	30	3	3
0699 O MEDICAL AND HEALTH STUDENT TRAINEE	85	22	63	52	13	39	1	...	1	32	9	23
0600 MEDICAL, HOSPITAL, DENTAL, AND PUBLIC HEALTH	141,555	45,344	96,211	95,691	32,083	63,608	8,373	5,986	2,387	37,491	7,275	30,216
0701 P VETERINARY MEDICAL SCIENCE	1,840	1,494	346	1,805	1,466	339	15	12	3	20	16	4
0704 T ANIMAL HEALTH TECHNICIAN	347	290	57	345	288	57	2	2
0799 O VETERINARY STUDENT TRAINEE	1	...	1	1	...	1
0700 VETERINARY MEDICAL SCIENCE	2,188	1,784	404	2,151	1,754	397	17	14	3	20	16	4
0801 P GENERAL ENGINEERING	18,997	17,097	1,900	16,154	14,502	1,652	2,005	1,808	197	838	787	51
0802 T ENGINEERING TECHNICIAN	18,797	16,871	1,926	17,065	15,347	1,718	1,730	1,522	208	2	2	...
0803 P SAFETY ENGINEERING	549	499	50	517	470	47	27	25	2	5	4	1
0804 P FIRE PROTECTION ENGINEERING	148	128	20	132	114	18	15	13	2	1	1	...
0806 P MATERIALS ENGINEERING	1,102	947	155	807	691	116	90	77	13	205	179	26
0807 P LANDSCAPE ARCHITECTURE	622	438	184	618	434	184	4	4
0808 P ARCHITECTURE	1,867	1,583	284	1,817	1,540	277	50	43	7
0809 T CONSTRUCTION CONTROL	2,480	2,395	85	2,362	2,281	81	118	114	4
0810 P CIVIL ENGINEERING	12,390	11,131	1,259	11,683	10,497	1,186	664	592	72	43	42	1
0817 T SURVEYING TECHNICIAN	697	659	38	631	603	28	66	56	10
0818 T ENGINEERING DRAFTING	359	284	75	335	265	70	24	19	5
0819 P ENVIRONMENTAL ENGINEERING	5,463	4,292	1,171	5,349	4,206	1,143	102	79	23	12	7	5
0828 A CONSTRUCTION ANALYST	342	310	32	342	310	32
0830 P MECHANICAL ENGINEERING	10,243	9,577	666	9,090	8,485	605	1,001	945	56	152	147	5
0840 P NUCLEAR ENGINEERING	2,248	2,117	131	1,650	1,555	95	480	446	34	118	116	2
0850 P ELECTRICAL ENGINEERING	4,542	4,136	406	3,680	3,348	332	824	751	73	38	37	1
0854 P COMPUTER ENGINEERING	2,400	1,951	449	2,202	1,785	417	111	92	19	87	74	13
0855 P ELECTRONICS ENGINEERING	23,566	21,622	1,944	18,120	16,623	1,497	4,490	4,100	390	956	899	57
0856 T ELECTRONICS TECHNICIAN	10,934	10,293	641	8,439	8,049	390	2,493	2,243	250	2	1	1
0858 P BIOMEDICAL ENGINEERING	317	244	73	298	230	68	6	3	3	13	11	2
0861 P AEROSPACE ENGINEERING	7,996	7,185	811	6,679	5,973	706	815	732	83	502	480	22
0871 P NAVAL ARCHITECTURE	788	729	59	780	721	59	3	3	...	5	5	...
0873 A SHIP SURVEYING	148	145	3	148	145	3
0880 P MINING ENGINEERING	251	239	12	251	239	12
0881 P PETROLEUM ENGINEERING	334	302	32	334	302	32
0890 P AGRICULTURAL ENGINEERING	358	315	43	354	312	42	1	1	...	3	2	1
0892 P CERAMIC ENGINEERING	50	41	9	41	34	7	4	3	1	5	4	1

1/ P = PROFESSIONAL, A = ADMINISTRATIVE, T = TECHNICAL, C = CLERICAL, O = OTHER, * = SPLIT OCCUPATIONAL CATEGORY

TABLE W-B2 FULL-TIME CIVILIAN WHITE-COLLAR EMPLOYMENT BY OCCUPATION, PAY CATEGORY, AND GENDER, SEPTEMBER 30, 1997

OCCUPATION CODES 1/ TITLES	GRAND TOTAL			GENERAL SCHEDULE			RELATED TO GENERAL SCHEDULE			OTHER		
	TOTAL	MEN	WOMEN	TOTAL	MEN	WOMEN	TOTAL	MEN	WOMEN	TOTAL	MEN	WOMEN
0893 P CHEMICAL ENGINEERING	1,100	889	211	973	789	184	98	77	21	29	23	6
0894 P WELDING ENGINEERING	44	43	1	43	42	1	1	1
0895 T INDUSTRIAL ENGINEERING TECHNICIAN	1,345	1,121	224	1,344	1,120	224	1	1
0896 P INDUSTRIAL ENGINEERING	1,544	1,297	247	1,487	1,252	235	42	34	8	15	11	4
0899 O ENGINEERING AND ARCHITECTURE STUDENT TRAINEE	445	324	121	410	294	116	35	30	5
0800 ENGINEERING AND ARCHITECTURE	132,466	119,204	13,262	114,135	102,558	11,577	15,300	13,814	1,486	3,031	2,832	199
0904 P LAW CLERK	280	142	138	269	135	134	2	2	...	9	5	4
0905 P GENERAL ATTORNEY	25,385	15,750	9,635	18,310	10,929	7,381	828	529	299	6,247	4,292	1,955
0920 A ESTATE TAX EXAMINING	1	...	1	1	...	1
0930 A HEARINGS AND APPEALS	1,734	1,186	548	1,732	1,184	548	2	2	...
0935 P ADMINISTRATIVE LAW JUDGE	1,387	1,231	156	1,387	1,231	156
0945 A CLERK OF COURT	31	8	23	31	8	23
0950 A PARALEGAL SPECIALIST	5,701	1,266	4,435	5,429	1,219	4,210	249	43	206	23	4	19
0958 A PENSION LAW SPECIALIST	124	51	73	118	46	72	6	5	1
0962 T CONTACT REPRESENTATIVE	15,454	3,916	11,538	15,452	3,916	11,536	2	...	2
0963 T LEGAL INSTRUMENTS EXAMINING	2,179	423	1,756	2,047	403	1,644	118	17	101	14	3	11
0965 A LAND LAW EXAMINING	268	47	221	268	47	221
0967 A PASSPORT AND VISA EXAMINING	1,209	671	538	420	170	250	710	455	255	79	46	33
0986 * LEGAL CLERICAL AND ASSISTANCE	9,557	862	8,695	9,383	851	8,532	158	11	147	16	...	16
0987 A TAX LAW SPECIALIST	332	209	123	329	207	122	3	2	1
0990 * GENERAL CLAIMS EXAMINING	4,077	980	3,097	4,073	980	3,093	4	...	4
0991 A WORKERS' COMPENSATION CLAIMS EXAMINING	850	352	498	844	351	493	5	...	5	1	1	...
0992 T LOSS AND DAMAGE CLAIMS EXAMINING	130	35	95	128	34	94	2	1	1
0993 A RAILROAD RETIREMENT CLAIMS EXAMINING	254	88	166	254	88	166
0994 T UNEMPLOYMENT COMPENSATION CLAIMS EXAMINING	44	15	29	44	15	29
0995 T DEPENDENTS AND ESTATES CLAIMS EXAMINING	27	6	21	27	6	21
0996 A VETERANS CLAIMS EXAMINING	3,428	1,786	1,642	3,428	1,786	1,642
0998 C CLAIMS CLERICAL	6,273	1,108	5,165	6,273	1,108	5,165
0999 O LEGAL OCCUPATIONS STUDENT TRAINEE	30	16	14	27	15	12	3	1	2
0900 LEGAL AND KINDRED	78,755	30,148	48,607	68,887	23,498	45,389	2,081	1,059	1,022	7,787	5,591	2,196
1001 * GENERAL ARTS AND INFORMATION	3,294	1,577	1,717	2,982	1,391	1,591	280	172	108	32	14	18
1008 A INTERIOR DESIGN	220	32	188	218	32	186	2	...	2
1010 T EXHIBITS SPECIALIST	361	304	57	359	302	57	2	2
1015 P MUSEUM CURATOR	368	212	156	352	200	152	16	12	4
1016 T MUSEUM SPECIALIST AND TECHNICIAN	847	403	444	846	403	443	1	...	1
1020 T ILLUSTRATING	610	367	243	588	352	236	22	15	7
1021 C OFFICE DRAFTING	5	5	...	4	4	...	1	1
1035 A PUBLIC AFFAIRS	4,262	1,802	2,460	3,986	1,705	2,281	215	63	152	61	34	27
1040 A LANGUAGE SPECIALIST	634	274	360	601	252	349	32	21	11	1	1	...
1046 C LANGUAGE CLERICAL	49	8	41	39	7	32	10	1	9
1051 A MUSIC SPECIALIST	18	15	3	17	14	3	1	1	...
1054 A THEATER SPECIALIST	14	12	2	14	12	2
1056 A ART SPECIALIST	115	66	49	113	64	49	2	2
1060 T PHOTOGRAPHY	1,190	924	266	1,048	834	214	142	90	52
1071 A AUDIOVISUAL PRODUCTION	1,161	923	238	1,111	886	225	48	36	12	2	1	1
1082 A WRITING AND EDITING	1,533	446	1,087	1,445	422	1,023	72	19	53	16	5	11
1083 A TECHNICAL WRITING AND EDITING	1,220	501	719	1,121	477	644	98	24	74	1	...	1
1084 A VISUAL INFORMATION	1,907	1,049	858	1,749	960	789	154	88	66	4	1	3
1087 * EDITORIAL ASSISTANCE	806	60	746	774	60	714	30	...	30	2	...	2
1099 O INFORMATION AND ARTS STUDENT TRAINEE	25	9	16	23	9	14	2	...	2
1000 INFORMATION AND ARTS	18,639	8,989	9,650	17,390	8,386	9,004	1,113	534	579	136	69	67

1/ P = PROFESSIONAL, A = ADMINISTRATIVE, T = TECHNICAL, C = CLERICAL, O = OTHER, * = SPLIT OCCUPATIONAL CATEGORY

TABLE W-B2 FULL-TIME CIVILIAN WHITE-COLLAR EMPLOYMENT BY OCCUPATION, PAY CATEGORY, AND GENDER, SEPTEMBER 30, 1997

OCCUPATION CODES 1/ TITLES	GRAND TOTAL			GENERAL SCHEDULE			RELATED TO GENERAL SCHEDULE			OTHER		
	TOTAL	MEN	WOMEN	TOTAL	MEN	WOMEN	TOTAL	MEN	WOMEN	TOTAL	MEN	WOMEN
1101 * GENERAL BUSINESS AND INDUSTRY	20,082	9,076	11,006	18,915	8,267	10,648	471	312	159	696	497	199
1102 P CONTRACTING	28,210	11,544	16,666	27,202	11,144	16,058	905	334	571	103	66	37
1103 A INDUSTRIAL PROPERTY MANAGEMENT	694	386	308	682	379	303	12	7	5
1104 A PROPERTY DISPOSAL	962	497	465	944	489	455	17	7	10	1	1	...
1105 T PURCHASING	4,916	992	3,924	4,762	964	3,798	132	25	107	22	3	19
1106 * PROCUREMENT CLERICAL AND TECHNICIAN	5,410	673	4,737	5,228	649	4,579	177	24	153	5	...	5
1107 * PROPERTY DISPOSAL CLERICAL AND TECHNICIAN	427	110	317	425	110	315	2	...	2
1130 A PUBLIC UTILITIES SPECIALIST	680	386	294	648	362	286	26	18	8	6	6	...
1140 A TRADE SPECIALIST	668	391	277	642	373	269	21	15	6	5	3	2
1144 A COMMISSARY MANAGEMENT	1,462	1,103	359	1,454	1,096	358	5	4	1	3	3	...
1145 A AGRICULTURAL PROGRAM SPECIALIST	339	217	122	339	217	122
1146 A AGRICULTURAL MARKETING	551	344	207	537	332	205	14	12	2
1147 A AGRICULTURAL MARKET REPORTING	171	124	47	171	124	47
1150 A INDUSTRIAL SPECIALIST	1,718	1,379	339	1,695	1,363	332	23	16	7
1152 T PRODUCTION CONTROL	4,905	3,645	1,260	4,815	3,574	1,241	90	71	19
1160 A FINANCIAL ANALYSIS	1,446	824	622	887	456	431	439	291	148	120	77	43
1161 A CROP INSURANCE ADMINISTRATION	1	...	1	1	...	1
1162 A CROP INSURANCE UNDERWRITING	75	60	15	74	59	15	1	1	...
1163 A INSURANCE EXAMINING	60	47	13	59	46	13	1	1
1165 A LOAN SPECIALIST	4,269	2,375	1,894	4,260	2,368	1,892	9	7	2
1169 A INTERNAL REVENUE OFFICER	7,352	3,842	3,510	7,352	3,842	3,510
1170 A REALTY	3,185	1,616	1,569	3,087	1,566	1,521	90	45	45	8	5	3
1171 A APPRAISING	847	666	181	818	641	177	21	18	3	8	7	1
1173 A HOUSING MANAGEMENT	2,487	986	1,501	2,462	968	1,494	25	18	7
1176 A BUILDING MANAGEMENT	1,246	923	323	1,107	792	315	139	131	8
1199 O BUSINESS AND INDUSTRY STUDENT TRAINEE	68	25	43	66	24	42	2	1	1
1100 BUSINESS AND INDUSTRY	92,231	42,231	50,000	88,632	40,205	48,427	2,598	1,338	1,260	1,001	688	313
1202 T PATENT TECHNICIAN	14	2	12	14	2	12
1210 A COPYRIGHT	177	73	104	175	72	103	2	1	1
1211 T COPYRIGHT TECHNICIAN	64	38	26	64	38	26
1220 P PATENT ADMINISTRATION	78	63	15	50	40	10	28	23	5
1221 P PATENT ADVISER	28	17	11	27	16	11	1	1
1222 P PATENT ATTORNEY	211	186	25	155	137	18	7	7	...	49	42	7
1223 P PATENT CLASSIFYING	70	56	14	70	56	14
1224 P PATENT EXAMINING	2,269	1,765	504	2,268	1,764	504	1	1	...
1226 P DESIGN PATENT EXAMINING	50	21	29	50	21	29
1299 O COPYRIGHT AND PATENT STUDENT TRAINEE
1200 COPYRIGHT, PATENT, AND TRADE-MARK	2,961	2,221	740	2,873	2,146	727	8	8	...	80	67	13
1301 P GENERAL PHYSICAL SCIENCE	6,454	4,992	1,462	5,507	4,195	1,312	402	317	85	545	480	65
1306 P HEALTH PHYSICS	790	638	152	525	423	102	247	199	48	18	16	2
1310 P PHYSICS	2,944	2,737	207	1,856	1,726	130	716	661	55	372	350	22
1311 T PHYSICAL SCIENCE TECHNICIAN	2,413	1,712	701	2,116	1,495	621	293	215	78	4	2	2
1313 P GEOPHYSICS	433	393	40	402	364	38	23	21	2	8	8	...
1315 P HYDROLOGY	2,555	2,107	448	2,510	2,066	444	11	10	1	34	31	3
1316 T HYDROLOGIC TECHNICIAN	1,491	1,259	232	1,466	1,237	229	25	22	3
1320 P CHEMISTRY	6,348	4,592	1,756	5,524	3,949	1,575	408	318	90	416	325	91
1321 P METALLURGY	157	141	16	107	98	9	46	39	7	4	4	...
1330 P ASTRONOMY AND SPACE SCIENCE	452	417	35	401	370	31	51	47	4
1340 P METEOROLOGY	2,929	2,677	252	2,866	2,618	248	26	25	1	37	34	3
1341 T METEOROLOGICAL TECHNICIAN	1,070	971	99	1,063	965	98	7	6	1

31

1/P = PROFESSIONAL, A = ADMINISTRATIVE, T = TECHNICAL, C = CLERICAL, O = OTHER, * = SPLIT OCCUPATIONAL CATEGORY

TABLE W-B2 FULL-TIME CIVILIAN WHITE-COLLAR EMPLOYMENT BY OCCUPATION, PAY CATEGORY, AND GENDER, SEPTEMBER 30, 1997

OCCUPATION CODES 1/ TITLES	GRAND TOTAL			GENERAL SCHEDULE			RELATED TO GENERAL SCHEDULE			OTHER		
	TOTAL	MEN	WOMEN	TOTAL	MEN	WOMEN	TOTAL	MEN	WOMEN	TOTAL	MEN	WOMEN
1350 P GEOLOGY	1,829	1,482	347	1,790	1,447	343	12	11	1	27	24	3
1360 P OCEANOGRAPHY	661	541	120	623	510	113	22	19	3	16	12	4
1361 A NAVIGATIONAL INFORMATION	132	98	34	51	38	13	81	60	21
1370 P CARTOGRAPHY	1,097	845	252	1,059	817	242	28	19	9	10	9	1
1371 T CARTOGRAPHIC TECHNICIAN	1,257	803	454	1,075	703	372	182	100	82
1372 P GEODESY	96	79	17	95	78	17	1	1
1373 P LAND SURVEYING	479	458	21	479	458	21
1374 T GEODETIC TECHNICIAN	60	42	18	59	41	18	1	1
1380 P FOREST PRODUCTS TECHNOLOGY	42	35	7	40	33	7	2	2	...
1382 P FOOD TECHNOLOGY	217	152	65	214	149	65	3	3	...
1384 P TEXTILE TECHNOLOGY	82	38	44	82	38	44
1386 P PHOTOGRAPHIC TECHNOLOGY	31	30	1	28	27	1	3	3
1397 A DOCUMENT ANALYSIS	120	72	48	120	72	48
1399 O PHYSICAL SCIENCE STUDENT TRAINEE	133	90	43	132	89	43	1	1
1300 PHYSICAL SCIENCES	34,272	27,401	6,871	30,190	24,006	6,184	2,535	2,048	487	1,547	1,347	200
1410 P LIBRARIAN	2,747	899	1,848	2,573	840	1,733	137	42	95	37	17	20
1411 T LIBRARY TECHNICIAN	2,787	689	2,098	2,671	671	2,000	91	12	79	25	6	19
1412 A TECHNICAL INFORMATION SERVICES	1,218	361	857	1,133	336	797	82	23	59	3	2	1
1420 P ARCHIVIST	489	305	184	485	302	183	2	1	1	2	2	...
1421 * ARCHIVES TECHNICIAN	1,167	506	661	1,164	503	661	2	2	...	1	1	...
1499 O LIBRARY AND ARCHIVES STUDENT TRAINEE	4	2	2	4	2	2
1400 LIBRARY AND ARCHIVES	8,412	2,762	5,650	8,030	2,654	5,376	314	80	234	68	28	40
§ 1510 P ACTUARY	195	144	51	185	135	50	10	9	1
1515 P OPERATIONS RESEARCH	3,374	2,562	812	3,035	2,291	744	258	199	59	81	72	9
1520 P MATHEMATICS	1,575	1,096	479	1,172	807	365	324	227	97	79	62	17
1521 T MATHEMATICS TECHNICIAN	19	2	17	14	2	12	5	...	5
1529 P MATHEMATICAL STATISTICIAN	1,097	747	350	966	658	308	69	44	25	62	45	17
1530 P STATISTICIAN	2,599	1,538	1,061	2,392	1,432	960	156	74	82	51	32	19
1531 * STATISTICAL ASSISTANT	1,205	146	1,059	919	111	808	286	35	251
1540 P CRYPTOGRAPHY
1541 T CRYPTANALYSIS	22	8	14	22	8	14
1550 P COMPUTER SCIENCE	3,204	2,216	988	2,365	1,606	759	733	524	209	106	86	20
1599 O MATHEMATICS AND STATISTICS STUDENT TRAINEE	47	31	16	37	24	13	10	7	3
1500 MATHEMATICS AND STATISTICS	13,337	8,490	4,847	11,107	7,074	4,033	1,841	1,110	731	389	306	83
1601 A GENERAL FACILITIES AND EQUIPMENT	2,640	2,266	374	2,578	2,221	357	62	45	17
1630 A CEMETERY ADMINISTRATION	112	94	18	112	94	18
1640 A FACILITY MANAGEMENT	1,673	1,546	127	1,265	1,166	99	334	310	24	74	70	4
1654 A PRINTING MANAGEMENT	1,247	785	462	820	494	326	420	285	135	7	6	1
1658 A LAUNDRY AND DRY CLEANING PLANT MANAGEMENT	159	140	19	158	139	19	1	1
1667 A STEWARD	314	279	35	312	279	33	2	...	2
1670 * EQUIPMENT SPECIALIST	7,498	6,753	745	7,265	6,536	729	233	217	16
1699 O EQUIPMENT AND FACILITIES MANAGEMENT STUDENT TRAINEE	3	3	...	3	3
1600 EQUIPMENT, FACILITIES, AND SERVICES	13,646	11,866	1,780	12,513	10,932	1,581	1,050	858	192	83	76	7
1701 P GENERAL EDUCATION AND TRAINING	10,594	3,496	7,098	2,890	657	2,233	117	65	52	7,587	2,774	4,813
1702 * EDUCATION AND TRAINING TECHNICIAN	7,990	1,411	6,579	6,444	1,136	5,308	67	15	52	1,479	260	1,219
1710 P EDUCATION AND VOCATIONAL TRAINING	5,433	1,702	3,731	985	486	499	26	12	14	4,422	1,204	3,218
1712 A TRAINING INSTRUCTION	5,106	3,923	1,183	4,723	3,721	1,002	344	177	167	39	25	14
1715 A VOCATIONAL REHABILITATION	574	432	142	574	432	142

1/ P = PROFESSIONAL, A = ADMINISTRATIVE, T = TECHNICAL, C = CLERICAL, O = OTHER, * = SPLIT OCCUPATIONAL CATEGORY

TABLE W-B2 FULL-TIME CIVILIAN WHITE-COLLAR EMPLOYMENT BY OCCUPATION, PAY CATEGORY, AND GENDER, SEPTEMBER 30, 1997

OCCUPATION CODES 1/ TITLES	GRAND TOTAL			GENERAL SCHEDULE			RELATED TO GENERAL SCHEDULE			OTHER		
	TOTAL	MEN	WOMEN	TOTAL	MEN	WOMEN	TOTAL	MEN	WOMEN	TOTAL	MEN	WOMEN
1720 P EDUCATION PROGRAM	454	180	274	433	167	266	2	...	2	19	13	6
1725 P PUBLIC HEALTH EDUCATOR	75	19	56	75	19	56
1730 P EDUCATION RESEARCH	57	26	31	54	24	30	3	2	1
1740 P EDUCATION SERVICES	1,255	645	610	1,178	630	548	13	7	6	64	8	56
1750 P INSTRUCTIONAL SYSTEMS	1,570	860	710	1,462	825	637	69	23	46	39	12	27
1799 O EDUCATION STUDENT TRAINEE	19	2	17	19	2	17
1700 EDUCATION	33,127	12,696	20,431	18,837	8,099	10,738	638	299	339	13,652	4,298	9,354
1801 A GENERAL INSPECTION, INVESTIGATION, AND COMPLIANCE	9,720	6,214	3,506	8,907	5,652	3,255	786	545	241	27	17	10
1802 * COMPLIANCE INSPECTION AND SUPPORT	6,805	2,926	3,879	6,687	2,890	3,797	118	36	82
1810 A GENERAL INVESTIGATING	2,742	1,602	1,140	2,708	1,582	1,126	21	7	14	13	13	...
1811 A CRIMINAL INVESTIGATING	34,576	29,619	4,957	33,986	29,103	4,883	246	193	53	344	323	21
1812 A GAME LAW ENFORCEMENT	364	329	35	364	329	35
1815 A AIR SAFETY INVESTIGATING	91	83	8	81	74	7	8	7	1	2	2	...
1816 A IMMIGRATION INSPECTION	4,554	3,461	1,093	4,553	3,460	1,093	1	1	...
1822 A MINE SAFETY AND HEALTH	1,192	1,150	42	1,190	1,148	42	2	2	...
1825 A AVIATION SAFETY	3,574	3,350	224	5	5	...	3,563	3,340	223	6	5	1
1831 A SECURITIES COMPLIANCE EXAMINING	203	105	98	203	105	98
1850 A AGRICULTURAL COMMODITY WAREHOUSE EXAMINING	72	64	8	72	64	8
1854 A ALCOHOL, TOBACCO, AND FIREARMS INSPECTION	716	380	336	715	379	336	1	1	...
1862 T CONSUMER SAFETY INSPECTION	173	86	87	173	86	87
1863 T FOOD INSPECTION	6,696	4,671	2,025	6,693	4,670	2,023	1	1	...	2	...	2
1864 A PUBLIC HEALTH QUARANTINE INSPECTION	31	14	17	31	14	17
1884 O CUSTOMS PATROL OFFICER	19	17	2	19	17	2
1889 A IMPORT SPECIALIST	1,253	585	668	1,227	576	651	26	9	17
1890 A CUSTOMS INSPECTION	7,299	5,731	1,568	7,124	5,601	1,523	175	130	45
1894 A CUSTOMS ENTRY AND LIQUIDATING	474	121	353	465	118	347	9	3	6
1895 T CUSTOMS WAREHOUSE OFFICER
1896 O BORDER PATROL AGENT	6,819	6,516	303	6,816	6,513	303	3	3	...
1897 * CUSTOMS AID	969	324	645	936	310	626	33	14	19
1898 A ADMEASUREMENT	15	14	1	2	2	...	13	12	1
1899 O INVESTIGATION STUDENT TRAINEE	58	34	24	58	34	24
1800 INVESTIGATION	88,415	67,396	21,019	83,015	62,732	20,283	4,999	4,297	702	401	367	34
1910 A QUALITY ASSURANCE	8,873	7,657	1,216	8,661	7,465	1,196	209	190	19	3	2	1
1980 T AGRICULTURAL COMMODITY GRADING	1,956	1,385	571	1,956	1,385	571
1981 T AGRICULTURAL COMMODITY AID	174	107	67	174	107	67
1999 O QUALITY INSPECTION STUDENT TRAINEE	6	4	2	6	4	2
1900 QUALITY ASSURANCE, INSPECTION, AND GRADING	11,009	9,153	1,856	10,797	8,961	1,836	209	190	19	3	2	1
2001 * GENERAL SUPPLY	3,759	2,159	1,600	3,660	2,116	1,544	97	42	55	2	1	1
2003 A SUPPLY PROGRAM MANAGEMENT	4,744	2,711	2,033	4,644	2,658	1,986	88	43	45	12	10	2
2005 * SUPPLY CLERICAL AND TECHNICIAN	17,026	7,367	9,659	16,322	7,092	9,230	464	174	290	240	101	139
2010 A INVENTORY MANAGEMENT	5,764	2,328	3,436	5,578	2,252	3,326	182	74	108	4	2	2
2030 A DISTRIBUTION FACILITIES AND STORAGE MANAGEMENT	711	549	162	676	524	152	35	25	10
2032 A PACKAGING	293	203	90	287	197	90	6	6
2050 A SUPPLY CATALOGING	247	103	144	244	102	142	3	1	2
2091 C SALES STORE CLERICAL	1,847	193	1,654	1,553	173	1,380	2	...	2	292	20	272
2099 O SUPPLY STUDENT TRAINEE	11	2	9	11	2	9
2000 SUPPLY	34,402	15,615	18,787	32,975	15,116	17,859	877	365	512	550	134	416
2101 A TRANSPORTATION SPECIALIST	7,384	6,362	1,022	1,869	1,264	605	5,486	5,078	408	29	20	9

1/P = PROFESSIONAL, A = ADMINISTRATIVE, T = TECHNICAL, C = CLERICAL, O = OTHER, * = SPLIT OCCUPATIONAL CATEGORY

TABLE W-B2 FULL-TIME CIVILIAN WHITE-COLLAR EMPLOYMENT BY OCCUPATION, PAY CATEGORY, AND GENDER, SEPTEMBER 30, 1997

OCCUPATION CODES 1/ TITLES	GRAND TOTAL			GENERAL SCHEDULE			RELATED TO GENERAL SCHEDULE			OTHER		
	TOTAL	MEN	WOMEN	TOTAL	MEN	WOMEN	TOTAL	MEN	WOMEN	TOTAL	MEN	WOMEN
2102 * TRANSPORTATION CLERK AND ASSISTANT	4,540	1,357	3,183	4,487	1,336	3,151	52	21	31	1	...	1
2110 A TRANSPORTATION INDUSTRY ANALYSIS	103	66	37	100	64	36	3	2	1
2121 A RAILROAD SAFETY	387	366	21	384	363	21	3	3	...
2123 A MOTOR CARRIER SAFETY	265	188	77	265	188	77
2125 A HIGHWAY SAFETY	276	205	71	272	203	69	4	2	2
2130 A TRAFFIC MANAGEMENT	1,724	959	765	1,689	944	745	35	15	20
2131 * FREIGHT RATE	637	201	436	618	195	423	19	6	13
2135 T TRANSPORTATION LOSS AND DAMAGE CLAIMS EXAMINING	152	33	119	151	33	118	1	...	1
2144 T CARGO SCHEDULING	54	38	16	51	36	15	3	2	1
2150 A TRANSPORTATION OPERATIONS	1,111	841	270	1,098	830	268	12	10	2	1	1	...
2151 C DISPATCHING	419	279	140	411	277	134	8	2	6
2152 A AIR TRAFFIC CONTROL	23,781	20,477	3,304	946	874	72	22,818	19,589	3,229	17	14	3
2154 T AIR TRAFFIC ASSISTANCE	501	380	121	184	154	30	317	226	91
2161 A MARINE CARGO	40	34	6	40	34	6
2181 T AIRCRAFT OPERATION	2,607	2,570	37	2,394	2,364	30	199	192	7	14	14	...
2183 T AIR NAVIGATION	302	297	5	301	296	5	1	1
2185 T AIRCREW TECHNICIAN	964	936	28	964	936	28
2199 O TRANSPORTATION STUDENT TRAINEE	18	10	8	10	4	6	8	6	2
2100 TRANSPORTATION	45,265	35,599	9,666	16,234	10,395	5,839	28,962	25,150	3,812	69	54	15
2299 UNSPECIFIED WHITE-COLLAR SERIES	317	186	131	39	25	14	179	88	91	99	73	26
2200 UNSPECIFIED	317	186	131	39	25	14	179	88	91	99	73	26

1/ P = PROFESSIONAL, A = ADMINISTRATIVE, T = TECHNICAL, C = CLERICAL, O = OTHER, * = SPLIT OCCUPATIONAL CATEGORY

TABLE W-C1 FULL-TIME CIVILIAN WHITE-COLLAR EMPLOYMENT AND AVERAGE SALARY BY OCCUPATION, MAJOR GEOGRAPHIC AREA, AND GENDER, SEPTEMBER 30, 1997

OCCUPATIONAL CATEGORY	ALL AREAS						WASHINGTON, DC-MD-VA-WV METROPOLITAN STATISTICAL AREA						UNITED STATES EXCLUDING WASHINGTON, DC-MD-VA-WV METROPOLITAN STATISTICAL AREA					
	TOTAL		MEN		WOMEN		TOTAL		MEN		WOMEN		TOTAL		MEN		WOMEN	
	EMPLOYMENT	AVERAGE SALARY	EMPLOYMENT	AVERAGE SALARY	EMPLOYMENT	AVERAGE SALARY	EMPLOYMENT	AVERAGE SALARY	EMPLOYMENT	AVERAGE SALARY	EMPLOYMENT	AVERAGE SALARY	EMPLOYMENT	AVERAGE SALARY	EMPLOYMENT	AVERAGE SALARY	EMPLOYMENT	AVERAGE SALARY
CODES 1/ TITLES																		
GRAND TOTAL	1,479,448	\$45,746	758,917	\$52,062	720,531	\$39,093	246,279	\$57,241	117,647	\$66,280	128,632	\$48,974	1,184,919	\$43,524	615,678	\$49,569	569,241	\$36,987
0006 A CORRECTIONAL INSTITUTION ADMINISTRATION	1,663	\$62,052	1,238	\$63,690	425	\$57,283	222	\$72,008	153	\$74,566	69	\$66,337	1,431	\$60,546	1,077	\$62,182	354	\$55,566
0007 O CORRECTIONAL OFFICER	12,601	\$33,792	11,112	\$33,856	1,489	\$33,313	12,443	\$33,825	10,981	\$33,884	1,462	\$33,382
0011 A BOND SALES PROMOTION	111	\$55,025	87	\$58,269	24	\$43,266	8	\$65,470	6	\$73,590	2	\$41,107	103	\$54,214	81	\$57,134	22	\$43,462
0018 A SAFETY AND OCCUPATIONAL HEALTH MANAGEMENT	4,271	\$50,462	3,379	\$51,168	892	\$47,788	425	\$62,956	298	\$65,737	127	\$56,431	3,679	\$49,201	2,938	\$49,899	741	\$46,433
0019 T SAFETY TECHNICIAN	244	\$29,566	140	\$30,928	104	\$27,732	10	\$31,830	5	\$32,430	5	\$31,230	231	\$29,498	134	\$30,887	97	\$27,579
0020 P COMMUNITY PLANNING	555	\$60,102	413	\$62,037	142	\$54,474	137	\$70,575	99	\$74,681	38	\$59,876	397	\$56,501	301	\$57,709	96	\$52,713
0021 T COMMUNITY PLANNING TECHNICIAN	18	\$35,334	5	\$35,662	13	\$35,209	1	\$25,897	1	\$25,897	17	\$35,890	4	\$38,103	13	\$35,209
0023 A OUTDOOR RECREATION PLANNING	646	\$45,907	407	\$48,187	239	\$42,025	40	\$63,429	26	\$66,804	14	\$57,162	604	\$44,775	380	\$46,930	224	\$41,121
0025 * PARK RANGER	6,141	\$36,292	4,361	\$37,594	1,780	\$33,102	324	\$38,730	206	\$39,227	118	\$37,862	5,787	\$36,141	4,132	\$37,502	1,655	\$32,744
0028 A ENVIRONMENTAL PROTECTION SPECIALIST	5,551	\$53,462	3,373	\$54,259	2,178	\$52,227	1,313	\$66,292	717	\$68,686	596	\$63,412	4,082	\$49,825	2,542	\$50,783	1,540	\$48,244
0029 T ENVIRONMENTAL PROTECTION ASSISTANT	529	\$29,106	167	\$29,970	362	\$28,708	11	\$29,458	2	\$29,728	9	\$29,398	502	\$29,282	151	\$30,627	351	\$28,203
0030 A SPORTS SPECIALIST	587	\$35,313	493	\$35,908	94	\$32,194	43	\$37,193	29	\$37,690	14	\$36,162	409	\$36,082	346	\$36,845	63	\$31,889
0050 A FUNERAL DIRECTING	44	\$48,440	40	\$48,529	4	\$47,546	2	\$71,824	2	\$71,824	15	\$51,905	13	\$52,047	2	\$50,982
0060 P CHAPLAIN	605	\$53,627	553	\$54,210	52	\$47,436	14	\$62,344	12	\$62,068	2	\$64,001	587	\$53,451	538	\$54,066	49	\$46,706
0062 A CLOTHING DESIGN	25	\$49,206	7	\$51,524	18	\$48,305	25	\$49,206	7	\$51,524	18	\$48,305
0072 * FINGERPRINT IDENTIFICATION	1,061	\$28,792	461	\$32,568	600	\$25,890	142	\$49,765	100	\$53,565	42	\$40,716	919	\$25,551	361	\$26,752	558	\$24,774
0080 A SECURITY ADMINISTRATION	6,315	\$51,976	3,978	\$54,677	2,337	\$47,379	2,077	\$58,429	1,199	\$63,438	878	\$51,588	3,788	\$48,198	2,392	\$50,232	1,396	\$44,714
0081 O FIRE PROTECTION AND PREVENTION	9,510	\$28,961	9,319	\$28,983	191	\$27,876	416	\$30,294	407	\$30,337	9	\$28,375	8,795	\$28,886	8,620	\$28,907	175	\$27,839
0082 O UNITED STATES MARSHAL	89	\$98,909	80	\$99,024	9	\$97,886	3	\$108,200	3	\$108,200	83	\$98,624	74	\$98,713	9	\$97,886
0083 O POLICE	8,709	\$31,578	8,084	\$31,560	625	\$31,816	2,791	\$38,389	2,532	\$38,539	259	\$36,928	5,781	\$28,509	5,422	\$28,520	359	\$28,346
0084 O NUCLEAR MATERIALS COURIER	226	\$35,695	226	\$35,695	226	\$35,695	226	\$35,695
0085 O SECURITY GUARD	4,095	\$25,444	3,707	\$25,546	388	\$24,470	1,047	\$25,620	864	\$25,814	183	\$24,704	2,931	\$25,638	2,727	\$25,739	204	\$24,287
0086 C SECURITY CLERICAL AND ASSISTANCE	1,582	\$27,699	473	\$27,276	1,109	\$27,879	316	\$29,524	86	\$29,597	230	\$29,496	1,222	\$27,339	358	\$26,946	864	\$27,774
0090 T GUIDE	246	\$22,013	149	\$22,346	97	\$21,502	29	\$26,330	18	\$24,620	11	\$29,129	210	\$21,478	126	\$22,105	84	\$20,538
0095 P FOREIGN LAW SPECIALIST	20	\$84,040	11	\$87,073	9	\$80,332	20	\$84,040	11	\$87,073	9	\$80,332
0099 O GENERAL STUDENT TRAINEE	218	\$20,480	121	\$20,254	97	\$20,763	17	\$22,889	10	\$22,562	7	\$23,356	200	\$20,274	111	\$20,046	89	\$20,558
0000 MISCELLANEOUS OCCUPATIONS	65,662	\$38,054	52,384	\$37,660	13,278	\$39,610	9,408	\$47,388	6,786	\$46,901	2,622	\$48,648	54,467	\$36,438	44,042	\$36,219	10,425	\$37,364
0101 P SOCIAL SCIENCE	6,272	\$49,717	3,235	\$51,600	3,037	\$47,711	1,187	\$69,873	552	\$76,620	635	\$64,008	4,620	\$45,695	2,490	\$46,892	2,130	\$44,295
0102 T SOCIAL SCIENCE AID AND TECHNICIAN	685	\$27,215	338	\$28,326	347	\$26,133	37	\$31,367	8	\$32,322	29	\$31,104	625	\$26,958	321	\$28,074	304	\$25,779
0105 A SOCIAL INSURANCE ADMINISTRATION	25,323	\$48,843	8,673	\$52,008	16,650	\$47,194	232	\$48,216	50	\$50,927	182	\$47,471	24,857	\$48,884	8,542	\$52,069	16,315	\$47,217
0106 A UNEMPLOYMENT INSURANCE	118	\$65,738	69	\$68,283	49	\$62,154	47	\$69,425	26	\$71,205	21	\$67,222	71	\$63,297	43	\$66,516	28	\$58,354
0107 A HEALTH INSURANCE ADMINISTRATION	1,556	\$59,966	597	\$66,420	959	\$55,948	39	\$60,771	6	\$73,000	33	\$58,548	1,514	\$59,974	590	\$66,371	924	\$55,889
0110 P ECONOMIST	5,252	\$67,343	3,809	\$69,652	1,443	\$61,247	3,501	\$70,487	2,508	\$73,273	993	\$63,449	1,188	\$55,965	874	\$57,676	314	\$51,204
0119 T ECONOMICS ASSISTANT	130	\$29,857	28	\$28,458	102	\$30,241	108	\$30,053	22	\$29,088	86	\$30,300	22	\$28,894	6	\$26,148	16	\$29,924
0130 P FOREIGN AFFAIRS	3,554	\$71,978	2,427	\$74,840	1,127	\$65,814	1,748	\$79,904	1,166	\$83,796	582	\$72,108	66	\$82,092	50	\$87,743	16	\$64,430
0131 P INTERNATIONAL RELATIONS	145	\$74,031	99	\$78,525	46	\$64,360	96	\$75,960	54	\$84,887	42	\$64,481	22	\$62,990	20	\$63,567	2	\$57,213
0132 A INTELLIGENCE	4,726	\$55,107	2,996	\$58,394	1,730	\$49,414	1,658	\$61,177	1,057	\$64,201	601	\$55,858	2,794	\$51,636	1,738	\$55,177	1,056	\$45,808
0134 C INTELLIGENCE AID AND CLERK	442	\$31,701	82	\$31,103	360	\$31,837	227	\$34,133	42	\$34,031	185	\$34,156	207	\$29,238	35	\$28,511	172	\$29,386
0135 P FOREIGN AGRICULTURAL AFFAIRS	185	\$77,890	150	\$79,503	35	\$70,979	81	\$83,878	67	\$85,692	14	\$75,195	4	\$68,280	3	\$70,706	1	\$61,003
0136 A INTERNATIONAL COOPERATION	27	\$62,729	8	\$65,447	19	\$61,585	24	\$64,835	5	\$77,184	19	\$61,585
0140 P MANPOWER RESEARCH AND ANALYSIS	30	\$71,242	17	\$75,378	13	\$65,834	29	\$70,845	17	\$75,378	12	\$64,422	1	\$82,778	1	\$82,778
0142 A MANPOWER DEVELOPMENT	448	\$62,935	233	\$67,617	215	\$57,861	118	\$68,964	59	\$73,548	59	\$64,380	328	\$60,849	173	\$65,603	155	\$55,543
0150 P GEOGRAPHY	349	\$49,120	241	\$51,296	108	\$44,264	141	\$58,710	101	\$61,292	40	\$52,189	207	\$42,646	139	\$44,136	68	\$39,602
0160 A CIVIL RIGHTS ANALYSIS	57	\$63,398	24	\$72,152	33	\$57,032	41	\$58,450	13	\$64,717	28	\$55,541	16	\$76,077	11	\$80,938	5	\$65,383
0170 P HISTORY	652	\$56,670	490	\$58,479	162	\$51,196	255	\$64,798	197	\$66,637	58	\$58,551	377	\$51,322	276	\$52,874	101	\$47,081
0180 P PSYCHOLOGY	3,563	\$62,784	2,348	\$65,676	1,215	\$57,195	422	\$66,744	227	\$73,521	195	\$58,856	3,057	\$62,564	2,077	\$65,089	980	\$57,213
0181 T PSYCHOLOGY AID AND TECHNICIAN	702	\$31,857	364	\$31,829	338	\$31,887	22	\$33,782	10	\$33,473	12	\$34,040	669	\$31,809	348	\$31,812	321	\$31,806
0184 P SOCIOLOGY	44	\$65,133	22	\$68,596	22	\$61,669	17	\$73,678	8	\$78,951	9	\$68,990	27	\$59,753	14	\$62,679	13	\$56,601
0185 P SOCIAL WORK	4,817	\$46,966	2,034	\$48,673	2,783	\$45,719	171	\$52,083	39	\$57,845	132	\$50,381	4,458	\$46,881	1,922	\$48,595	2,536	\$45,582
0186 T SOCIAL SERVICES AID AND ASSISTANT	965	\$26,985	431	\$27,490	534	\$26,579	11	\$27,874	11	\$27,874	878	\$27,314	420	\$27,517	458	\$27,129
0187 A SOCIAL SERVICES	569	\$33,680	174	\$36,610	395	\$32,390	21	\$58,357	12	\$72,924	9	\$38,936	443	\$32,677	124	\$32,862	319	\$32,605
0188 A RECREATION SPECIALIST	1,853	\$34,265	1,198	\$35,136	655	\$32,671	68	\$35,993	33	\$37,396	35	\$34,670	1,458	\$34,928	971	\$35,824	487	\$33,139
0189 T RECREATION AID AND ASSISTANT	2,029	\$20,621	1,135	\$20,991	894	\$20,151	56	\$20,240	30	\$20,895	26	\$19,484	1,616	\$21,019	883	\$21,443	733	\$20,507
0190 P GENERAL ANTHROPOLOGY	90	\$59,300	53	\$63,602	37	\$53,138	32	\$73,379	22	\$75,942	10	\$67,741	53	\$49,220	27	\$52,413	26	\$45,905
0193 P ARCHEOLOGY	1,050	\$42,540	656	\$44,456	394	\$39,352	42	\$54,319</										

TABLE W-C1 FULL-TIME CIVILIAN WHITE-COLLAR EMPLOYMENT AND AVERAGE SALARY BY OCCUPATION, MAJOR GEOGRAPHIC AREA, AND GENDER, SEPTEMBER 30, 1997

OCCUPATIONAL CATEGORY		ALL AREAS						WASHINGTON, DC-MD-VA-WV METROPOLITAN STATISTICAL AREA						UNITED STATES EXCLUDING WASHINGTON, DC-MD-VA-WV METROPOLITAN STATISTICAL AREA					
		TOTAL		MEN		WOMEN		TOTAL		MEN		WOMEN		TOTAL		MEN		WOMEN	
		EMPLOYMENT	AVERAGE SALARY	EMPLOYMENT	AVERAGE SALARY	EMPLOYMENT	AVERAGE SALARY	EMPLOYMENT	AVERAGE SALARY	EMPLOYMENT	AVERAGE SALARY	EMPLOYMENT	AVERAGE SALARY	EMPLOYMENT	AVERAGE SALARY	EMPLOYMENT	AVERAGE SALARY	EMPLOYMENT	AVERAGE SALARY
CODES 1/ TITLES																			
0201	A PERSONNEL MANAGEMENT	10,978	\$56,214	3,373	\$63,035	7,605	\$53,189	3,563	\$64,187	996	\$72,302	2,567	\$61,039	7,022	\$52,395	2,225	\$59,355	4,797	\$49,168
0203	* PERSONNEL CLERICAL AND ASSISTANCE	8,863	\$27,875	905	\$26,695	7,958	\$28,009	1,650	\$30,122	168	\$28,323	1,482	\$30,326	6,950	\$27,524	675	\$26,624	6,275	\$27,621
0204	* MILITARY PERSONNEL CLERICAL AND TECHNICIAN	7,465	\$25,980	2,326	\$25,960	5,139	\$25,990	975	\$29,313	208	\$28,301	767	\$29,588	6,246	\$25,643	2,000	\$25,932	4,246	\$25,506
0205	A MILITARY PERSONNEL MANAGEMENT	1,739	\$45,134	982	\$47,170	757	\$42,492	516	\$48,870	212	\$52,543	304	\$46,309	1,185	\$43,619	738	\$45,802	447	\$40,015
0212	A PERSONNEL STAFFING	1,981	\$48,658	390	\$52,931	1,591	\$47,611	504	\$54,432	83	\$60,871	421	\$53,163	1,423	\$46,741	298	\$50,892	1,125	\$45,642
0221	A POSITION CLASSIFICATION	978	\$52,207	389	\$55,732	589	\$49,879	246	\$59,920	100	\$64,590	146	\$56,721	688	\$49,626	265	\$52,751	423	\$47,668
0222	A OCCUPATIONAL ANALYSIS	29	\$53,163	17	\$55,413	12	\$49,976	5	\$67,287	4	\$67,719	1	\$65,559	24	\$50,221	13	\$51,626	11	\$48,560
0223	A SALARY AND WAGE ADMINISTRATION	144	\$51,905	59	\$57,342	85	\$48,132	77	\$56,289	29	\$63,404	48	\$51,991	67	\$46,867	30	\$51,482	37	\$43,126
0230	A EMPLOYEE RELATIONS	1,642	\$50,533	421	\$56,191	1,221	\$48,582	546	\$56,485	116	\$63,281	430	\$54,652	1,052	\$47,580	286	\$53,676	766	\$45,304
0233	A LABOR RELATIONS	1,083	\$56,791	555	\$60,618	528	\$52,769	254	\$65,607	140	\$70,251	114	\$59,904	816	\$54,067	407	\$57,385	409	\$50,765
0235	A EMPLOYEE DEVELOPMENT	1,990	\$53,715	661	\$58,635	1,329	\$51,268	581	\$60,409	160	\$67,206	421	\$57,826	1,389	\$50,991	493	\$55,943	896	\$48,266
0241	A MEDIATION	214	\$73,763	176	\$75,171	38	\$67,244	23	\$82,461	17	\$87,091	6	\$69,343	191	\$72,716	159	\$73,896	32	\$66,851
0243	A APPRENTICESHIP AND TRAINING	147	\$54,953	99	\$59,568	48	\$45,436	4	\$65,223	2	\$64,149	2	\$66,297	143	\$54,666	97	\$59,473	46	\$44,529
0244	A LABOR MANAGEMENT RELATIONS EXAMINING	374	\$66,855	239	\$71,110	135	\$59,321	11	\$68,413	7	\$74,022	4	\$58,597	361	\$66,825	230	\$71,086	131	\$59,344
0246	A CONTRACTOR INDUSTRIAL RELATIONS	125	\$58,074	60	\$65,501	65	\$51,217	8	\$80,553	4	\$85,738	4	\$75,369	117	\$56,536	56	\$64,055	61	\$49,634
0249	A WAGE AND HOUR COMPLIANCE	1,136	\$50,784	666	\$53,185	470	\$47,383	49	\$62,466	23	\$69,802	26	\$59,976	1,067	\$50,310	632	\$52,577	435	\$47,017
0260	A EQUAL EMPLOYMENT OPPORTUNITY	2,507	\$55,166	779	\$59,110	1,728	\$53,388	889	\$62,152	276	\$67,076	613	\$59,935	1,544	\$51,650	479	\$55,174	1,065	\$50,065
0270	A FEDERAL RETIREMENT BENEFITS	444	\$45,268	141	\$47,947	303	\$44,021	304	\$49,264	103	\$51,734	201	\$47,998	140	\$36,591	38	\$37,682	102	\$36,184
0299	O PERSONNEL MANAGEMENT STUDENT TRAINEE	56	\$22,087	18	\$22,602	38	\$21,843	17	\$24,430	5	\$24,233	12	\$24,512	38	\$21,211	13	\$21,974	25	\$20,814
0200	PERSONNEL MANAGEMENT AND INDUSTRIAL RELATIONS	41,895	\$43,392	12,256	\$50,169	29,639	\$40,589	10,222	\$52,720	2,653	\$61,585	7,569	\$49,613	30,463	\$40,471	9,134	\$47,315	21,329	\$37,540
0301	A MISCELLANEOUS ADMINISTRATION AND PROGRAM	50,515	\$57,256	25,455	\$63,118	25,060	\$51,302	17,234	\$65,027	7,001	\$76,023	10,233	\$57,505	31,789	\$53,454	17,418	\$58,683	14,371	\$47,117
0302	C MESSENGER	88	\$24,682	74	\$24,384	14	\$26,257	11	\$21,226	10	\$21,433	1	\$19,159	75	\$24,170	63	\$24,300	12	\$23,487
0303	* MISCELLANEOUS CLERK AND ASSISTANT	61,845	\$26,554	13,270	\$25,995	48,575	\$26,707	10,349	\$29,714	1,724	\$26,657	8,625	\$30,325	49,531	\$26,075	10,672	\$26,169	38,859	\$26,049
0304	C INFORMATION RECEPTIONIST	916	\$21,288	159	\$21,860	757	\$21,168	42	\$24,220	10	\$25,419	32	\$23,846	857	\$21,208	141	\$21,886	716	\$21,074
0305	C MAIL AND FILE	12,837	\$22,438	5,737	\$22,019	7,100	\$22,777	1,715	\$26,452	745	\$25,244	970	\$27,379	10,756	\$21,920	4,735	\$21,666	6,021	\$22,119
0309	C CORRESPONDENCE CLERK	251	\$25,245	45	\$23,980	206	\$25,522	44	\$27,800	9	\$25,929	35	\$28,281	207	\$24,703	36	\$23,493	171	\$24,957
0312	C CLERK-STENOGRAPHER AND REPORTER	108	\$27,128	4	\$35,901	104	\$26,791	4	\$31,986	4	\$31,986	86	\$26,912	1	\$30,130	85	\$26,874
0313	C WORK UNIT SUPERVISING	160	\$34,333	12	\$32,299	148	\$34,498	6	\$40,154	6	\$40,154	153	\$34,160	12	\$32,299	141	\$34,319
0318	C SECRETARY	64,484	\$28,376	1,635	\$25,718	62,849	\$28,445	15,833	\$31,746	385	\$28,451	15,448	\$31,828	45,739	\$27,304	1,068	\$25,074	44,671	\$27,357
0319	C CLOSED MICROPHONE REPORTING	139	\$34,665	27	\$34,065	112	\$34,810	10	\$37,222	2	\$33,202	8	\$38,227	110	\$34,381	20	\$33,769	90	\$34,517
0322	C CLERK-TYPIST	2,962	\$23,789	541	\$26,474	2,421	\$23,189	573	\$28,188	175	\$34,786	398	\$25,286	1,823	\$21,915	231	\$21,229	1,592	\$22,014
0326	* OFFICE AUTOMATION CLERICAL AND ASSISTANCE	14,674	\$22,220	1,815	\$21,490	12,859	\$22,323	2,344	\$22,789	388	\$21,635	1,956	\$23,018	11,849	\$22,246	1,346	\$21,561	10,503	\$22,334
0332	T COMPUTER OPERATION	3,893	\$32,229	1,850	\$33,020	2,043	\$31,513	500	\$34,902	262	\$35,748	238	\$33,970	3,328	\$31,959	1,548	\$32,728	1,780	\$31,291
0334	A COMPUTER SPECIALIST	55,301	\$53,806	33,481	\$55,662	21,820	\$50,958	16,699	\$61,387	9,803	\$63,975	6,896	\$57,708	36,873	\$50,730	22,285	\$52,551	14,588	\$47,947
0335	* COMPUTER CLERK AND ASSISTANT	6,793	\$29,088	2,138	\$28,529	4,655	\$29,345	803	\$31,319	250	\$29,828	553	\$31,993	5,792	\$28,946	1,787	\$28,566	4,005	\$29,116
0340	A PROGRAM MANAGEMENT	7,211	\$85,326	5,219	\$87,073	1,992	\$80,749	1,741	\$102,147	1,215	\$104,243	526	\$97,306	5,085	\$79,547	3,726	\$81,456	1,359	\$74,315
0341	A ADMINISTRATIVE OFFICER	7,989	\$52,005	2,473	\$62,303	5,516	\$47,389	1,979	\$58,922	487	\$76,703	1,492	\$53,118	5,256	\$47,734	1,495	\$55,914	3,761	\$44,483
0342	A SUPPORT SERVICES ADMINISTRATION	3,793	\$41,518	1,732	\$44,510	2,061	\$39,003	545	\$56,321	267	\$61,178	278	\$51,656	3,086	\$38,437	1,355	\$40,423	1,731	\$36,882
0343	A MANAGEMENT AND PROGRAM ANALYSIS	39,492	\$55,882	15,044	\$61,487	24,448	\$52,433	17,188	\$62,303	6,147	\$69,821	11,041	\$58,118	21,524	\$50,916	8,455	\$55,747	13,069	\$47,791
0344	* MANAGEMENT AND PROGRAM CLERICAL AND ASSISTANCE	6,556	\$29,490	944	\$29,855	5,612	\$29,429	1,281	\$31,514	138	\$29,972	1,143	\$31,701	5,069	\$29,128	742	\$30,176	4,327	\$28,949
0346	A LOGISTICS MANAGEMENT	11,266	\$54,605	7,916	\$56,268	3,350	\$50,677	1,099	\$63,423	656	\$66,807	443	\$58,412	9,707	\$53,730	6,865	\$55,489	2,842	\$49,480
0350	C EQUIPMENT OPERATOR	1,382	\$23,719	778	\$24,118	604	\$23,206	190	\$26,461	113	\$27,425	77	\$25,046	1,164	\$23,353	649	\$23,603	515	\$23,039
0351	C PRINTING CLERICAL	141	\$25,692	39	\$26,078	102	\$25,544	54	\$27,852	17	\$28,401	37	\$27,600	80	\$24,812	19	\$25,087	61	\$24,727
0356	C DATA TRANSCRIBER	2,609	\$22,440	281	\$22,788	2,328	\$22,398	56	\$24,789	9	\$22,677	47	\$25,193	2,545	\$22,403	271	\$22,808	2,274	\$22,354
0357	C CODING	177	\$25,548	33	\$25,788	144	\$25,493	25	\$27,363	5	\$28,745	20	\$27,017	152	\$25,249	28	\$25,261	124	\$25,247
0359	C ELECTRIC ACCOUNTING MACHINE OPERATION	1	\$29,643	1	\$29,643	1	\$29,643	1	\$29,643
0360	A EQUAL OPPORTUNITY COMPLIANCE	1,807	\$56,679	793	\$59,081	1,014	\$54,800	285	\$65,615	115	\$71,008	170	\$61,967	1,512	\$55,055	672	\$57,108	840	\$53,412
0361	T EQUAL OPPORTUNITY ASSISTANCE	550	\$28,815	48	\$27,978	502	\$28,895	141	\$30,553	19	\$27,277	122	\$31,063	404	\$28,278	28	\$28,709	376	\$28,246
0362	T ELECTRIC ACCOUNTING MACHINE PROJECT PLANNING	1	\$40,300	1	\$40,300	1	\$40,300	1	\$40,300
0382	C TELEPHONE OPERATING	1,436	\$21,883	395	\$21,568	1,041	\$22,002	85	\$25,208	10	\$24,727	75	\$25,272	1,188	\$22,115	310	\$22,144	878	\$22,105
0390	T TELECOMMUNICATIONS PROCESSING	773	\$28,642	480	\$29,257	293	\$27,634	155	\$33,195	84	\$33,621	71	\$32,690	571	\$27,125	359	\$27,859	212	\$25,883
0391	A TELECOMMUNICATIONS	6,904	\$51,603	5,147	\$53,111	1,757	\$47,184	2,035	\$60,171	1,436	\$62,752	599	\$53,985	4,453	\$48,337	3,335	\$49,885	1,118	\$43,717
0392	T GENERAL TELECOMMUNICATIONS	1,165	\$30,269	660	\$31,559	505	\$28,584	147	\$34,903	81	\$36,967	66	\$32,370	1,000	\$29,705	568	\$30,916	432	\$28,113
0394	C COMMUNICATIONS CLERICAL	262	\$24,942	50	\$24,808	212	\$24,												

TABLE W-C1 FULL-TIME CIVILIAN WHITE-COLLAR EMPLOYMENT AND AVERAGE SALARY BY OCCUPATION, MAJOR GEOGRAPHIC AREA, AND GENDER, SEPTEMBER 30, 1997

OCCUPATIONAL CATEGORY		ALL AREAS						WASHINGTON, DC-MD-VA-WV METROPOLITAN STATISTICAL AREA						UNITED STATES EXCLUDING WASHINGTON, DC-MD-VA-WV METROPOLITAN STATISTICAL AREA					
		TOTAL		MEN		WOMEN		TOTAL		MEN		WOMEN		TOTAL		MEN		WOMEN	
		EMPLOYMENT	AVERAGE SALARY	EMPLOYMENT	AVERAGE SALARY	EMPLOYMENT	AVERAGE SALARY	EMPLOYMENT	AVERAGE SALARY	EMPLOYMENT	AVERAGE SALARY	EMPLOYMENT	AVERAGE SALARY	EMPLOYMENT	AVERAGE SALARY	EMPLOYMENT	AVERAGE SALARY	EMPLOYMENT	AVERAGE SALARY
0401	P GENERAL BIOLOGICAL SCIENCE	9,189	\$53,813	6,282	\$55,943	2,907	\$49,211	2,420	\$60,959	1,359	\$65,566	1,061	\$55,058	6,638	\$50,955	4,821	\$52,929	1,817	\$45,718
0403	P MICROBIOLOGY	1,963	\$59,077	1,149	\$62,959	814	\$53,598	793	\$64,082	451	\$67,844	342	\$59,121	1,162	\$55,738	695	\$59,791	467	\$49,707
0404	T BIOLOGICAL SCIENCE TECHNICIAN	6,214	\$26,710	3,656	\$26,978	2,558	\$26,326	671	\$31,643	349	\$32,319	322	\$30,910	5,469	\$26,137	3,248	\$26,453	2,221	\$25,673
0405	P PHARMACOLOGY	403	\$69,565	284	\$72,120	119	\$63,467	320	\$69,215	221	\$71,793	99	\$63,460	83	\$70,914	63	\$73,267	20	\$63,501
0406	P AGRICULTURAL EXTENSION	10	\$87,519	5	\$97,604	5	\$77,434	10	\$87,519	5	\$97,604	5	\$77,434
0408	P ECOLOGY	802	\$52,533	570	\$55,116	232	\$46,187	62	\$69,262	39	\$74,304	23	\$60,711	737	\$51,171	528	\$53,777	209	\$44,588
0410	P ZOOLOGY	98	\$71,912	79	\$75,625	19	\$56,474	63	\$79,179	55	\$81,306	8	\$64,556	35	\$58,831	24	\$62,606	11	\$50,596
0413	P PHYSIOLOGY	441	\$66,791	335	\$68,985	106	\$59,858	125	\$71,696	91	\$74,185	34	\$65,035	316	\$64,851	244	\$67,045	72	\$57,414
0414	P ENTOMOLOGY	583	\$62,348	502	\$63,830	81	\$53,163	109	\$68,108	97	\$69,314	12	\$58,357	461	\$61,031	394	\$62,645	67	\$51,540
0415	P TOXICOLOGY	282	\$69,566	196	\$71,187	86	\$65,872	114	\$77,976	75	\$79,228	39	\$75,569	167	\$63,797	120	\$66,135	47	\$57,825
0421	T PLANT PROTECTION TECHNICIAN	304	\$22,386	192	\$22,820	112	\$21,642	4	\$20,876	4	\$20,876	260	\$22,428	171	\$22,810	89	\$21,693
0430	P BOTANY	382	\$43,438	187	\$47,175	195	\$39,855	46	\$66,382	31	\$68,572	15	\$61,856	334	\$40,235	156	\$42,923	178	\$37,879
0434	P PLANT PATHOLOGY	279	\$62,783	221	\$65,974	58	\$50,625	69	\$64,757	51	\$68,606	18	\$53,852	210	\$62,135	170	\$65,184	40	\$49,174
0435	P PLANT PHYSIOLOGY	264	\$65,198	208	\$67,450	56	\$56,833	45	\$71,263	35	\$72,893	10	\$65,555	217	\$63,880	171	\$66,285	46	\$54,937
0436	P PLANT PROTECTION AND QUARANTINE	1,620	\$40,440	1,241	\$41,092	379	\$38,304	15	\$37,316	10	\$37,548	5	\$36,852	1,504	\$40,402	1,161	\$41,007	343	\$38,354
0437	P HORTICULTURE	132	\$50,687	93	\$53,136	39	\$44,849	66	\$49,045	40	\$51,042	26	\$45,973	65	\$52,052	52	\$45,415	13	\$42,601
0440	P GENETICS	352	\$64,032	281	\$65,803	71	\$57,021	60	\$73,979	38	\$76,366	22	\$69,858	291	\$62,048	242	\$64,233	49	\$51,258
0454	P RANGELAND MANAGEMENT	1,076	\$43,262	871	\$44,698	205	\$37,162	9	\$70,519	9	\$70,519	1,067	\$43,032	862	\$44,428	205	\$37,162
0455	T RANGE TECHNICIAN	1,338	\$23,665	1,070	\$24,028	268	\$22,215	1,338	\$23,665	1,070	\$24,028	268	\$22,215
0457	P SOIL CONSERVATION	4,328	\$45,332	3,588	\$46,776	740	\$38,330	41	\$71,415	36	\$73,868	5	\$53,756	4,245	\$45,151	3,520	\$46,567	725	\$38,275
0458	T SOIL CONSERVATION TECHNICIAN	1,447	\$28,545	1,189	\$29,225	258	\$25,407	1	\$38,017	1	\$38,017	1,434	\$28,564	1,177	\$29,248	257	\$25,434
0459	T IRRIGATION SYSTEM OPERATION	120	\$26,337	119	\$26,352	1	\$24,553	120	\$26,337	119	\$26,352	1	\$24,553
0460	P FORESTRY	4,190	\$48,210	3,388	\$49,441	802	\$43,010	66	\$86,891	51	\$83,395	15	\$98,776	4,114	\$47,561	3,328	\$48,887	786	\$41,949
0462	T FORESTRY TECHNICIAN	13,393	\$25,412	10,586	\$25,871	2,807	\$23,682	2	\$36,909	2	\$36,909	13,372	\$25,420	10,566	\$25,881	2,806	\$23,685
0470	P SOIL SCIENCE	1,420	\$49,737	1,252	\$50,807	168	\$41,762	33	\$70,719	27	\$74,203	6	\$55,044	1,384	\$49,258	1,223	\$50,312	161	\$41,251
0471	P AGRONOMY	295	\$52,534	266	\$53,679	29	\$42,027	34	\$64,440	29	\$66,777	5	\$50,889	252	\$51,274	229	\$52,354	23	\$40,513
0475	P AGRICULTURAL MANAGEMENT	1,561	\$47,205	1,229	\$48,942	332	\$40,776	42	\$68,111	37	\$70,952	5	\$47,081	1,481	\$46,837	1,160	\$48,491	321	\$40,863
0480	P GENERAL FISH AND WILDLIFE ADMINISTRATION	192	\$79,125	155	\$79,103	37	\$79,219	38	\$91,947	29	\$92,843	9	\$89,063	154	\$75,962	126	\$75,941	28	\$76,055
0482	P FISHERY BIOLOGY	2,065	\$47,909	1,638	\$49,226	427	\$42,858	85	\$62,479	57	\$66,884	28	\$53,511	1,979	\$47,287	1,580	\$48,595	399	\$42,110
0485	P WILDLIFE REFUGE MANAGEMENT	625	\$47,759	531	\$48,882	94	\$41,418	17	\$64,364	15	\$65,177	2	\$58,271	603	\$47,310	512	\$48,405	91	\$41,146
0486	P WILDLIFE BIOLOGY	2,307	\$45,610	1,713	\$47,650	594	\$39,728	104	\$61,637	86	\$63,725	18	\$51,665	2,188	\$44,880	1,614	\$46,840	574	\$39,367
0487	P ANIMAL SCIENCE	95	\$66,789	79	\$69,669	16	\$52,570	46	\$70,118	35	\$75,077	11	\$54,340	49	\$63,664	44	\$65,367	5	\$48,674
0493	P HOME ECONOMICS	16	\$53,517	2	\$44,428	14	\$54,815	11	\$58,379	1	\$50,534	10	\$59,163	5	\$42,820	1	\$38,322	4	\$43,945
0499	O BIOLOGICAL SCIENCE STUDENT TRAINEE	217	\$22,711	96	\$21,409	121	\$23,744	14	\$24,231	5	\$21,754	9	\$25,607	203	\$22,606	91	\$21,391	112	\$23,594
0400	BIOLOGICAL SCIENCES	58,003	\$40,949	43,253	\$42,171	14,750	\$37,367	5,535	\$60,255	3,367	\$64,624	2,168	\$53,468	51,937	\$38,866	39,482	\$40,224	12,455	\$34,563
0501	A FINANCIAL ADMINISTRATION AND PROGRAM	8,620	\$51,672	3,435	\$57,681	5,185	\$47,691	2,218	\$59,223	827	\$68,757	1,391	\$53,555	6,210	\$49,084	2,489	\$54,306	3,721	\$45,592
0503	* FINANCIAL CLERICAL AND ASSISTANCE	6,560	\$27,540	4,431	\$27,006	5,129	\$27,689	514	\$30,573	76	\$29,815	438	\$30,704	5,958	\$27,328	4,639	\$26,878	4,639	\$27,456
0505	A FINANCIAL MANAGEMENT	1,599	\$72,570	1,111	\$75,614	488	\$65,640	305	\$92,256	216	\$97,130	89	\$80,426	1,078	\$67,326	742	\$69,749	336	\$61,977
0510	P ACCOUNTING	12,741	\$54,656	6,711	\$58,810	6,030	\$50,032	3,786	\$62,984	2,007	\$67,695	1,779	\$57,669	8,769	\$51,208	4,596	\$55,105	4,173	\$46,916
0511	P AUDITING	12,247	\$59,154	8,260	\$61,668	3,987	\$53,946	2,890	\$64,899	1,867	\$69,088	1,023	\$57,253	9,090	\$57,471	6,205	\$59,586	2,885	\$52,924
0512	P INTERNAL REVENUE AGENT	14,609	\$56,299	8,798	\$59,091	5,811	\$52,072	384	\$62,541	233	\$66,166	151	\$56,947	14,212	\$56,130	8,555	\$58,898	5,657	\$51,943
0525	* ACCOUNTING TECHNICIAN	17,865	\$27,833	3,687	\$27,172	14,178	\$28,004	1,418	\$30,687	227	\$30,124	1,191	\$30,794	15,905	\$27,722	3,322	\$27,082	12,583	\$27,891
0526	T TAX TECHNICIAN	3,756	\$37,830	1,166	\$37,517	2,590	\$37,971	39	\$36,739	4	\$37,225	35	\$36,684	3,691	\$37,863	1,153	\$37,549	2,538	\$38,005
0530	C CASH PROCESSING	1,447	\$23,915	273	\$23,807	1,174	\$23,940	35	\$26,887	7	\$25,886	28	\$27,138	1,305	\$24,164	241	\$24,126	1,064	\$24,173
0540	C VOUCHER EXAMINING	2,409	\$25,298	646	\$24,846	1,763	\$25,464	222	\$29,658	44	\$28,535	178	\$29,935	2,070	\$25,082	555	\$24,858	1,515	\$25,164
0544	* CIVILIAN PAY	2,444	\$27,457	488	\$26,818	1,956	\$27,616	213	\$30,287	32	\$29,199	181	\$30,479	2,146	\$27,392	428	\$26,905	1,718	\$27,514
0545	* MILITARY PAY	2,613	\$26,240	883	\$25,909	1,730	\$26,409	73	\$28,827	21	\$28,106	52	\$29,118	2,491	\$26,256	837	\$26,966	1,654	\$26,403
0560	A BUDGET ANALYSIS	12,887	\$49,178	3,742	\$55,883	9,145	\$46,435	3,871	\$60,754	1,316	\$69,678	2,555	\$56,158	8,528	\$44,372	2,223	\$48,957	6,305	\$42,756
0561	* BUDGET CLERICAL AND ASSISTANCE	3,581	\$28,451	451	\$27,770	3,130	\$28,549	390	\$31,101	50	\$30,543	340	\$31,184	3,015	\$28,341	364	\$27,793	2,651	\$28,416
0570	A FINANCIAL INSTITUTION EXAMINING	4,463	\$65,175	3,228	\$66,975	1,235	\$60,471	235	\$87,409	161	\$88,994	74	\$83,960	4,213	\$63,945	3,057	\$65,830	1,156	\$58,961
0580	A CREDIT UNION EXAMINER	672	\$59,894	483	\$62,250	189	\$53,873	44	\$73,293	29	\$78,752	15	\$62,740	626	\$58,984	452	\$61,246	174	\$53,108
0592	* TAX EXAMINING	19,453	\$29,653	4,655	\$29,036	14,798	\$29,847	35	\$30,876	5	\$29,980	30	\$31,026	19,393	\$29,652	4,642	\$29,036	14,751	\$29,846
0593	T INSURANCE ACCOUNTS	66	\$27,456	23	\$26,827	43	\$27,792	66	\$27,456	23	\$26,827	43	\$27,792
0599	O FINANCIAL MANAGEMENT STUDENT TRAINEE	110	\$21,019	25	\$20,771	85	\$21,092	26	\$23,907	6	\$20,934	20	\$24,800	83	\$20,124	19	\$20,719	64	\$19,947
0500	ACCOUNTING AND BUDGET	128,142	<																

TABLE W-C1 FULL-TIME CIVILIAN WHITE-COLLAR EMPLOYMENT AND AVERAGE SALARY BY OCCUPATION, MAJOR GEOGRAPHIC AREA, AND GENDER, SEPTEMBER 30, 1997

OCCUPATIONAL CATEGORY CODES 1/ TITLES	ALL AREAS						WASHINGTON, DC-MD-VA-WV METROPOLITAN STATISTICAL AREA						UNITED STATES EXCLUDING WASHINGTON, DC-MD-VA-WV METROPOLITAN STATISTICAL AREA					
	TOTAL		MEN		WOMEN		TOTAL		MEN		WOMEN		TOTAL		MEN		WOMEN	
	EMPLOYMENT	AVERAGE SALARY	EMPLOYMENT	AVERAGE SALARY	EMPLOYMENT	AVERAGE SALARY	EMPLOYMENT	AVERAGE SALARY	EMPLOYMENT	AVERAGE SALARY	EMPLOYMENT	AVERAGE SALARY	EMPLOYMENT	AVERAGE SALARY	EMPLOYMENT	AVERAGE SALARY	EMPLOYMENT	AVERAGE SALARY
0610 P NURSE	40,165	\$47,488	5,107	\$46,637	35,058	\$47,612	1,554	\$52,949	100	\$51,220	1,454	\$53,068	37,856	\$47,433	4,893	\$46,753	32,963	\$47,533
0620 T PRACTICAL NURSE	11,366	\$27,139	1,690	\$26,436	9,676	\$27,262	190	\$29,586	22	\$28,739	168	\$29,697	11,024	\$27,170	1,613	\$26,569	9,411	\$27,274
0621 T NURSING ASSISTANT	11,439	\$23,425	3,888	\$23,349	7,551	\$23,465	283	\$24,181	46	\$25,313	237	\$23,962	11,060	\$23,435	3,770	\$23,381	7,290	\$23,462
0622 T MEDICAL SUPPLY AIDE AND TECHNICIAN	2,114	\$24,888	1,200	\$24,610	914	\$25,253	70	\$28,300	25	\$27,393	45	\$28,804	2,000	\$24,801	1,138	\$24,574	862	\$25,101
0625 T AUTOPSY ASSISTANT	51	\$24,898	46	\$24,929	5	\$24,606	5	\$28,235	4	\$29,370	1	\$23,697	43	\$24,642	39	\$24,623	4	\$24,834
0630 P DIETITIAN AND NUTRITIONIST	1,473	\$46,943	105	\$49,355	1,368	\$46,758	111	\$60,997	9	\$69,091	102	\$60,283	1,325	\$46,191	95	\$47,538	1,230	\$46,086
0631 P OCCUPATIONAL THERAPIST	686	\$45,784	123	\$44,115	563	\$46,148	14	\$55,787	1	\$88,590	13	\$53,263	631	\$45,899	118	\$44,037	513	\$46,327
0633 P PHYSICAL THERAPIST	725	\$47,692	267	\$47,090	458	\$48,043	12	\$52,071	4	\$48,399	8	\$53,907	675	\$48,009	250	\$47,362	425	\$48,389
0635 P CORRECTIVE THERAPIST	490	\$41,241	313	\$42,166	177	\$39,606	5	\$39,934	4	\$40,324	1	\$38,376	485	\$41,255	309	\$42,190	176	\$39,613
0636 T REHABILITATION THERAPY ASSISTANT	755	\$27,148	365	\$27,011	390	\$27,275	9	\$28,421	5	\$28,741	4	\$28,021	741	\$27,168	359	\$26,988	382	\$27,338
0637 P MANUAL ARTS THERAPIST	90	\$38,765	79	\$38,985	11	\$37,183	90	\$38,765	79	\$38,985	11	\$37,183
0638 P RECREATION/CREATIVE ARTS THERAPIST	790	\$39,824	352	\$41,278	438	\$38,656	38	\$42,821	11	\$49,459	27	\$40,116	740	\$39,692	333	\$41,050	407	\$38,581
0639 P EDUCATIONAL THERAPIST	17	\$42,040	2	\$41,788	15	\$42,074	14	\$40,196	2	\$41,788	12	\$39,931
0640 T HEALTH AID AND TECHNICIAN	5,548	\$26,828	2,386	\$27,477	3,162	\$26,338	194	\$29,756	78	\$30,151	116	\$29,490	5,246	\$26,756	2,256	\$27,387	2,990	\$26,280
0642 T NUCLEAR MEDICINE TECHNICIAN	128	\$38,214	62	\$38,449	66	\$37,993	18	\$43,571	5	\$38,691	13	\$45,448	108	\$37,510	55	\$38,807	53	\$36,164
0644 P MEDICAL TECHNOLOGIST	5,470	\$40,878	1,763	\$41,046	3,707	\$40,797	472	\$48,712	109	\$48,487	363	\$48,779	4,917	\$40,176	1,638	\$40,587	3,279	\$39,971
0645 T MEDICAL TECHNICIAN	1,823	\$26,368	648	\$26,968	1,175	\$26,038	61	\$31,325	24	\$32,173	37	\$30,775	1,731	\$26,286	612	\$26,870	1,119	\$25,967
0646 T PATHOLOGY TECHNICIAN	465	\$31,934	148	\$31,626	317	\$32,078	68	\$36,743	22	\$33,983	46	\$38,064	392	\$31,115	122	\$31,176	270	\$31,088
0647 T DIAGNOSTIC RADIOLOGIC TECHNOLOGIST	3,028	\$33,324	1,554	\$33,904	1,474	\$32,712	114	\$41,040	58	\$40,028	56	\$42,087	2,867	\$33,144	1,472	\$33,788	1,395	\$32,464
0648 T THERAPEUTIC RADIOLOGIC TECHNOLOGIST	133	\$40,176	52	\$40,037	81	\$40,266	8	\$44,979	1	\$44,367	7	\$45,066	122	\$40,097	49	\$40,372	73	\$39,912
0649 T MEDICAL INSTRUMENT TECHNICIAN	1,954	\$31,386	778	\$31,578	1,176	\$31,258	76	\$38,370	36	\$37,517	40	\$39,138	1,855	\$31,123	727	\$31,317	1,128	\$30,999
0650 T MEDICAL TECHNICAL ASSISTANT	1	\$37,200	1	\$37,200	1	\$37,200	1	\$37,200
0651 T RESPIRATORY THERAPIST	372	\$30,997	204	\$31,554	168	\$30,322	14	\$37,666	7	\$35,554	7	\$39,777	354	\$30,744	193	\$31,439	161	\$29,911
0660 P PHARMACIST	4,494	\$54,489	2,505	\$56,090	1,989	\$52,474	151	\$59,452	65	\$63,176	86	\$56,637	4,250	\$54,569	2,402	\$56,063	1,848	\$52,627
0661 T PHARMACY TECHNICIAN	3,434	\$24,563	1,064	\$24,693	2,370	\$24,504	72	\$26,624	30	\$27,062	42	\$26,312	3,301	\$24,563	1,015	\$24,655	2,286	\$24,522
0662 P OPTOMETRIST	238	\$59,058	160	\$65,565	78	\$45,710	2	\$71,014	2	\$71,014	236	\$58,957	158	\$65,496	78	\$45,710
0664 T RESTORATION TECHNICIAN	14	\$43,145	12	\$43,080	2	\$43,529	14	\$43,145	12	\$43,080	2	\$43,529
0665 P SPEECH PATHOLOGY AND AUDIOLOGY	701	\$53,970	240	\$59,662	461	\$51,006	43	\$62,357	6	\$75,214	37	\$60,272	628	\$53,669	229	\$59,503	399	\$50,321
0667 T ORTHOTIST AND PROSTHETIST	209	\$39,570	197	\$39,680	12	\$37,765	10	\$44,722	10	\$44,722	195	\$39,324	183	\$39,426	12	\$37,765
0668 P PODIATRIST	263	\$47,384	207	\$49,541	56	\$39,412	7	\$43,773	5	\$39,843	2	\$53,598	256	\$47,483	202	\$49,781	54	\$38,887
0669 A MEDICAL RECORDS ADMINISTRATION	501	\$41,355	57	\$40,518	444	\$41,462	53	\$42,372	13	\$39,709	40	\$43,238	438	\$41,317	43	\$40,795	395	\$41,374
0670 A HEALTH SYSTEM ADMINISTRATION	588	\$77,973	420	\$82,330	168	\$67,079	13	\$81,803	11	\$86,881	2	\$53,879	571	\$77,926	406	\$82,220	165	\$67,360
0671 A HEALTH SYSTEM SPECIALIST	1,640	\$51,491	728	\$56,126	912	\$47,791	13	\$63,226	88	\$68,445	70	\$56,664	1,432	\$50,673	623	\$54,797	809	\$47,498
0672 T PROSTHETIC REPRESENTATIVE	186	\$46,733	125	\$49,715	61	\$40,623	3	\$43,987	2	\$49,579	1	\$32,804	181	\$46,733	121	\$49,698	60	\$40,753
0673 A HOSPITAL HOUSEKEEPING MANAGEMENT	230	\$52,757	199	\$54,329	31	\$42,670	10	\$58,709	7	\$66,585	3	\$40,333	217	\$52,602	190	\$53,940	27	\$43,185
0675 T MEDICAL RECORDS TECHNICIAN	3,171	\$25,586	499	\$25,029	2,672	\$25,690	178	\$27,597	43	\$27,120	135	\$27,748	2,934	\$25,523	445	\$24,877	2,489	\$25,639
0679 C MEDICAL CLERK	10,176	\$22,587	1,998	\$22,394	8,178	\$22,634	362	\$23,808	54	\$23,295	308	\$23,898	9,561	\$22,621	1,869	\$22,439	7,692	\$22,665
0680 P DENTAL OFFICER	801	\$84,455	699	\$86,297	102	\$71,830	34	\$81,900	26	\$88,543	8	\$60,309	754	\$84,654	663	\$86,291	91	\$72,729
0681 T DENTAL ASSISTANT	2,773	\$23,446	200	\$22,508	2,573	\$23,519	83	\$28,048	7	\$26,253	76	\$28,214	2,484	\$23,725	171	\$22,875	2,313	\$23,787
0682 T DENTAL HYGIENE	333	\$30,677	15	\$31,165	318	\$30,654	14	\$36,183	14	\$36,183	304	\$30,765	15	\$31,165	289	\$30,744
0683 T DENTAL LABORATORY AID AND TECHNICIAN	612	\$34,805	507	\$35,247	105	\$32,670	42	\$35,617	36	\$35,909	6	\$33,862	553	\$34,864	455	\$35,360	98	\$32,559
0685 A PUBLIC HEALTH PROGRAM SPECIALIST	1,488	\$62,305	746	\$64,666	742	\$59,931	533	\$69,606	175	\$75,402	358	\$66,772	884	\$57,505	532	\$60,671	352	\$52,718
0688 A SANITARIAN	44	\$42,600	29	\$45,422	15	\$37,144	2	\$74,739	2	\$74,739	42	\$41,069	27	\$43,250	15	\$37,144
0690 P INDUSTRIAL HYGIENE	1,494	\$53,568	1,028	\$54,839	466	\$50,764	144	\$66,654	99	\$67,527	45	\$64,735	1,315	\$52,306	905	\$53,619	410	\$49,407
0696 P CONSUMER SAFETY	1,897	\$58,014	1,092	\$60,643	805	\$54,448	659	\$66,066	321	\$70,917	338	\$61,460	1,201	\$53,877	747	\$56,576	454	\$49,437
0698 T ENVIRONMENTAL HEALTH TECHNICIAN	119	\$32,169	89	\$33,172	30	\$29,196	115	\$32,220	86	\$33,210	29	\$29,285
0699 O MEDICAL AND HEALTH STUDENT TRAINEE	85	\$23,991	22	\$23,829	63	\$24,048	16	\$26,602	3	\$23,434	13	\$27,333	69	\$23,386	19	\$23,891	50	\$23,194
0600 MEDICAL, HOSPITAL, DENTAL, AND PUBLIC HEALTH	141,555	\$42,346	45,344	\$49,292	96,211	\$39,072	8,619	\$58,913	3,229	\$69,040	5,390	\$52,845	130,179	\$41,362	41,170	\$47,897	89,009	\$38,340
0701 P VETERINARY MEDICAL SCIENCE	1,840	\$57,986	1,494	\$58,585	346	\$55,396	205	\$72,977	144	\$75,816	61	\$66,273	1,609	\$56,066	1,328	\$56,678	281	\$53,172
0704 T ANIMAL HEALTH TECHNICIAN	347	\$33,883	290	\$34,467	57	\$30,912	4	\$36,574	2	\$42,101	2	\$31,047	331	\$33,844	276	\$34,429	55	\$30,907
0799 O VETERINARY STUDENT TRAINEE	1	\$41,258	1	\$41,258	1	\$41,258	1	\$41,258
0700 VETERINARY MEDICAL SCIENCE	2,188	\$54,156	1,784	\$54,665	404	\$51,907	209	\$72,280	146	\$75,355	63	\$65,155	1,941	\$52,269	1,604	\$52,850	337	\$49,503
0801 P GENERAL ENGINEERING	18,997	\$71,522	17,097	\$72,254	1,900	\$64,934	4,233	\$81,155	3,811	\$82,176	422	\$71,938	14,347	\$68,997	12,895	\$69,673	1,452	\$62,997
0802 T ENGINEERING TECHNICIAN	18,797	\$43,009	16,871	\$43,714	1,926	\$36,839	1,142	\$48,681	1,045	\$49,229	97	\$42,778	17,381	\$42,688	15,573	\$43,397	1,808	\$36,578
0803 P SAFETY ENGINEERING	549	\$63,422	499	\$64,207	50	\$55,582	90	\$77,723	82	\$78,740	8	\$67,308	449	\$60,706	411	\$61,428	38	\$52,892
0804 P FIRE PROTECTION ENGINEERING	148	\$62,830	128	\$63,710	20	\$57,197	64	\$68,779	53	\$70,807	11	\$59,005	82	\$58,414	74	\$58,869	8	

TABLE W-C1 FULL-TIME CIVILIAN WHITE-COLLAR EMPLOYMENT AND AVERAGE SALARY BY OCCUPATION, MAJOR GEOGRAPHIC AREA, AND GENDER, SEPTEMBER 30, 1997

OCCUPATIONAL CATEGORY		ALL AREAS						WASHINGTON, DC-MD-VA-WV METROPOLITAN STATISTICAL AREA						UNITED STATES EXCLUDING WASHINGTON, DC-MD-VA-WV METROPOLITAN STATISTICAL AREA					
		TOTAL		MEN		WOMEN		TOTAL		MEN		WOMEN		TOTAL		MEN		WOMEN	
CODES 1/ TITLES		EMPLOYMENT	AVERAGE SALARY	EMPLOYMENT	AVERAGE SALARY	EMPLOYMENT	AVERAGE SALARY	EMPLOYMENT	AVERAGE SALARY	EMPLOYMENT	AVERAGE SALARY	EMPLOYMENT	AVERAGE SALARY	EMPLOYMENT	AVERAGE SALARY	EMPLOYMENT	AVERAGE SALARY	EMPLOYMENT	AVERAGE SALARY
0807	P LANDSCAPE ARCHITECTURE	622	\$53,349	438	\$55,794	184	\$47,527	42	\$62,034	34	\$64,520	8	\$51,466	571	\$52,699	396	\$55,122	175	\$47,217
0808	P ARCHITECTURE	1,867	\$57,789	1,583	\$58,342	284	\$54,708	407	\$66,473	309	\$68,072	98	\$61,432	1,408	\$55,429	1,231	\$56,026	177	\$51,280
0809	T CONSTRUCTION CONTROL	2,480	\$39,914	2,395	\$40,048	85	\$36,160	82	\$46,831	78	\$46,522	4	\$52,849	2,283	\$39,714	2,203	\$39,873	80	\$35,346
0810	P CIVIL ENGINEERING	12,390	\$58,605	11,131	\$59,470	1,259	\$50,953	1,017	\$70,694	925	\$72,025	92	\$57,317	11,019	\$57,506	9,881	\$58,312	1,138	\$50,505
0817	T SURVEYING TECHNICIAN	697	\$27,142	659	\$27,425	38	\$22,241	4	\$21,709	2	\$19,798	2	\$23,620	688	\$27,196	653	\$27,463	35	\$22,208
0818	T ENGINEERING DRAFTING	359	\$28,059	284	\$28,202	75	\$27,516	34	\$31,924	26	\$31,740	8	\$32,524	315	\$27,717	248	\$27,932	67	\$26,918
0819	P ENVIRONMENTAL ENGINEERING	5,463	\$58,848	4,292	\$59,773	1,171	\$55,461	507	\$68,570	376	\$71,147	131	\$61,174	4,816	\$57,975	3,794	\$58,822	1,022	\$54,830
0828	A CONSTRUCTION ANALYST	342	\$49,272	310	\$49,668	32	\$45,435	14	\$60,751	13	\$62,967	1	\$31,940	324	\$48,874	293	\$49,192	31	\$45,870
0830	P MECHANICAL ENGINEERING	10,243	\$59,324	9,577	\$59,724	666	\$53,569	1,392	\$64,495	1,288	\$65,178	104	\$56,035	8,765	\$58,557	8,210	\$58,922	555	\$53,159
0840	P NUCLEAR ENGINEERING	2,248	\$69,080	2,117	\$69,533	131	\$61,762	396	\$92,386	377	\$93,268	19	\$74,876	1,852	\$64,097	1,740	\$64,391	112	\$59,538
0850	P ELECTRICAL ENGINEERING	4,542	\$59,315	4,136	\$59,811	406	\$54,260	475	\$66,479	425	\$67,859	50	\$54,748	4,015	\$58,535	3,664	\$58,940	351	\$54,311
0854	P COMPUTER ENGINEERING	2,400	\$63,267	1,951	\$64,030	449	\$59,953	404	\$69,614	328	\$70,397	76	\$66,235	1,993	\$62,001	1,620	\$62,767	373	\$58,674
0855	P ELECTRONICS ENGINEERING	23,566	\$62,830	21,622	\$63,369	1,944	\$56,836	3,044	\$71,578	2,779	\$72,492	265	\$61,993	20,338	\$61,508	18,670	\$61,999	1,668	\$56,006
0856	T ELECTRONICS TECHNICIAN	10,934	\$46,368	10,293	\$46,701	641	\$41,010	672	\$51,489	624	\$51,957	48	\$45,414	9,982	\$46,162	9,398	\$46,502	584	\$40,696
0858	P BIOMEDICAL ENGINEERING	317	\$58,553	244	\$60,446	73	\$52,227	110	\$65,008	82	\$68,415	28	\$55,031	206	\$55,127	161	\$56,425	45	\$50,482
0861	P AEROSPACE ENGINEERING	7,996	\$67,251	7,185	\$67,980	811	\$60,789	811	\$73,414	701	\$74,586	110	\$66,946	7,160	\$66,575	6,460	\$67,290	700	\$59,982
0871	P NAVAL ARCHITECTURE	788	\$66,460	729	\$67,063	59	\$59,009	459	\$73,070	424	\$73,818	35	\$64,008	326	\$57,217	302	\$57,654	24	\$51,718
0873	A SHIP SURVEYING	148	\$58,448	145	\$58,645	3	\$48,897	6	\$65,719	6	\$65,719	127	\$58,602	124	\$58,837	3	\$48,897
0880	P MINING ENGINEERING	251	\$59,027	239	\$59,604	12	\$47,548	10	\$78,981	9	\$79,149	1	\$77,466	241	\$58,200	230	\$58,839	11	\$44,828
0881	P PETROLEUM ENGINEERING	334	\$61,432	302	\$61,783	32	\$58,120	42	\$69,077	35	\$70,535	7	\$61,788	292	\$60,333	267	\$60,636	25	\$57,093
0890	P AGRICULTURAL ENGINEERING	358	\$55,234	315	\$57,066	43	\$41,817	12	\$70,209	12	\$70,209	345	\$54,627	302	\$56,451	43	\$41,817
0892	P CERAMIC ENGINEERING	50	\$70,872	41	\$70,376	9	\$73,133	13	\$79,627	10	\$78,495	3	\$83,401	37	\$67,796	31	\$67,757	6	\$67,999
0893	P CHEMICAL ENGINEERING	1,100	\$62,814	889	\$64,149	211	\$57,189	276	\$66,789	215	\$68,506	61	\$60,735	819	\$61,435	670	\$62,724	149	\$55,642
0894	P WELDING ENGINEERING	44	\$62,432	43	\$62,687	1	\$51,470	9	\$81,727	9	\$81,727	35	\$57,470	34	\$57,647	1	\$51,470
0895	T INDUSTRIAL ENGINEERING TECHNICIAN	1,345	\$43,592	1,121	\$44,122	224	\$40,941	1	\$27,964	1	\$27,964	1,332	\$43,588	1,109	\$44,109	223	\$40,999
0896	P INDUSTRIAL ENGINEERING	1,544	\$57,430	1,297	\$58,384	247	\$52,425	140	\$66,133	118	\$67,701	22	\$57,722	1,372	\$56,541	1,150	\$57,455	222	\$51,806
0899	O ENGINEERING AND ARCHITECTURE STUDENT TRAINEE	445	\$21,464	324	\$21,832	121	\$20,480	80	\$23,015	64	\$23,477	16	\$21,165	362	\$21,155	260	\$21,427	102	\$20,462
0800	ENGINEERING AND ARCHITECTURE	132,466	\$58,076	119,204	\$58,698	13,262	\$52,477	16,188	\$70,555	14,428	\$71,635	1,760	\$61,703	114,182	\$56,411	102,832	\$56,997	11,350	\$51,100
0904	P LAW CLERK	280	\$39,092	142	\$39,589	138	\$38,581	130	\$39,127	74	\$39,795	56	\$38,243	150	\$39,062	68	\$39,364	82	\$38,812
0905	P GENERAL ATTORNEY	25,385	\$79,867	15,750	\$82,627	9,635	\$75,357	11,490	\$82,298	6,936	\$85,239	4,554	\$77,817	13,641	\$77,960	8,635	\$80,702	5,006	\$73,230
0920	A ESTATE TAX EXAMINING	1	\$41,258	1	\$41,258	1	\$41,258	1	\$41,258	
0930	A HEARINGS AND APPEALS	1,734	\$66,467	1,186	\$69,275	548	\$60,391	120	\$69,770	75	\$72,385	45	\$65,412	1,611	\$66,245	1,110	\$69,073	501	\$59,979
0935	P ADMINISTRATIVE LAW JUDGE	1,387	\$103,150	1,231	\$103,318	156	\$101,827	151	\$109,525	125	\$110,198	26	\$106,291	1,223	\$102,400	1,095	\$102,577	128	\$100,884
0945	A CLERK OF COURT	31	\$35,027	8	\$30,025	23	\$36,767	25	\$36,700	7	\$30,807	18	\$38,992	6	\$28,055	1	\$24,553	5	\$28,755
0950	A PARALEGAL SPECIALIST	5,701	\$44,228	1,266	\$48,055	4,435	\$43,136	2,336	\$46,030	611	\$50,260	1,725	\$44,532	3,326	\$43,051	644	\$46,144	2,682	\$42,309
0958	A PENSION LAW SPECIALIST	124	\$57,265	51	\$66,571	73	\$50,763	124	\$57,265	51	\$66,571	73	\$50,763
0962	T CONTACT REPRESENTATIVE	15,454	\$31,263	3,916	\$31,737	11,538	\$31,102	373	\$31,978	83	\$32,166	290	\$31,925	14,883	\$31,267	3,753	\$31,769	11,130	\$31,098
0963	T LEGAL INSTRUMENTS EXAMINING	2,179	\$31,930	423	\$32,130	1,756	\$31,882	870	\$31,093	159	\$29,469	711	\$31,456	1,296	\$32,512	263	\$33,770	1,033	\$32,192
0965	A LAND LAW EXAMINING	268	\$39,008	47	\$40,775	221	\$38,632	15	\$46,178	5	\$45,167	10	\$46,684	253	\$38,583	42	\$40,252	211	\$38,251
0967	A PASSPORT AND VISA EXAMINING	1,209	\$58,558	671	\$61,335	538	\$55,095	355	\$66,484	181	\$68,412	174	\$64,479	343	\$36,855	146	\$36,932	197	\$36,798
0986	* LEGAL CLERICAL AND ASSISTANCE	9,557	\$29,368	862	\$26,475	8,695	\$29,655	1,674	\$29,763	242	\$26,586	1,432	\$30,300	7,762	\$29,300	608	\$26,400	7,154	\$29,553
0987	A TAX LAW SPECIALIST	332	\$68,320	209	\$72,733	123	\$60,822	267	\$73,455	193	\$74,825	74	\$69,880	64	\$47,334	16	\$47,493	48	\$47,281
0990	* GENERAL CLAIMS EXAMINING	4,077	\$36,689	980	\$36,987	3,097	\$36,595	131	\$39,393	33	\$42,184	98	\$38,453	3,936	\$36,607	946	\$36,811	2,990	\$36,542
0991	A WORKERS' COMPENSATION CLAIMS EXAMINING	850	\$49,411	352	\$53,908	498	\$46,232	146	\$55,734	69	\$61,794	77	\$50,303	704	\$48,099	283	\$51,986	421	\$45,487
0992	T LOSS AND DAMAGE CLAIMS EXAMINING	130	\$30,687	35	\$30,502	95	\$30,755	4	\$45,545	1	\$44,719	3	\$45,820	118	\$30,554	29	\$30,864	89	\$30,454
0993	A RAILROAD RETIREMENT CLAIMS EXAMINING	254	\$44,227	88	\$45,413	166	\$43,599	254	\$44,227	88	\$45,413	166	\$43,599	
0994	T UNEMPLOYMENT COMPENSATION CLAIMS EXAMINING	44	\$33,926	15	\$35,032	29	\$33,354	44	\$33,926	15	\$35,032	29	\$33,354	
0995	T DEPENDENTS AND ESTATES CLAIMS EXAMINING	27	\$32,453	6	\$34,440	21	\$31,885	2	\$29,782	1	\$28,487	1	\$31,077	25	\$32,666	5	\$35,631	20	\$31,925
0996	A VETERANS CLAIMS EXAMINING	3,428	\$43,334	1,786	\$46,123	1,642	\$40,300	109	\$59,530	63	\$63,483	46	\$54,114	3,265	\$42,812	1,700	\$45,548	1,565	\$39,840
0998	C CLAIMS CLERICAL	6,273	\$25,826	1,108	\$25,113	5,165	\$25,979	71	\$26,383	16	\$24,494	55	\$26,932	6,175	\$25,836	1,081	\$25,158	5,094	\$25,980
0999	O LEGAL OCCUPATIONS STUDENT TRAINEE	30	\$24,665	16	\$24,683	14	\$24,645	13	\$26,681	8	\$27,251	5	\$25,770	17	\$23,124	8	\$22,115	9	\$24,020
0900	LEGAL AND KINDRED	78,755	\$50,979	30,148	\$65,390	48,607	\$42,041	18,406	\$67,701	8,933	\$78,234	9,473	\$57,768	59,097	\$45,685	20,536	\$59,905	38,561	\$38,112
1001	* GENERAL ARTS AND INFORMATION	3,294	\$46,394	1,577	\$51,891	1,717	\$41,345	1,789	\$53,113	962	\$56,131	827	\$49,603	1,436	\$37,934	563	\$44,682	873	\$33,581
1008	A INTERIOR DESIGN	220	\$45,536	32	\$49,991	188	\$44,778	26	\$58,988	4	\$63,641	22	\$58,142	190	\$43,771	28	\$48,041	162	

TABLE W-C1 FULL-TIME CIVILIAN WHITE-COLLAR EMPLOYMENT AND AVERAGE SALARY BY OCCUPATION, MAJOR GEOGRAPHIC AREA, AND GENDER, SEPTEMBER 30, 1997

OCCUPATIONAL CATEGORY	ALL AREAS						WASHINGTON, DC-MD-VA-WV METROPOLITAN STATISTICAL AREA						UNITED STATES EXCLUDING WASHINGTON, DC-MD-VA-WV METROPOLITAN STATISTICAL AREA						
	TOTAL		MEN		WOMEN		TOTAL		MEN		WOMEN		TOTAL		MEN		WOMEN		
	EMPLOYMENT	AVERAGE SALARY	EMPLOYMENT	AVERAGE SALARY	EMPLOYMENT	AVERAGE SALARY	EMPLOYMENT	AVERAGE SALARY	EMPLOYMENT	AVERAGE SALARY	EMPLOYMENT	AVERAGE SALARY	EMPLOYMENT	AVERAGE SALARY	EMPLOYMENT	AVERAGE SALARY	EMPLOYMENT	AVERAGE SALARY	
1020 T ILLUSTRATING	610	\$38,784	367	\$39,453	243	\$37,774	75	\$44,229	32	\$45,017	43	\$43,642	512	\$38,434	325	\$39,147	187	\$37,194	
1021 C OFFICE DRAFTING	5	\$25,185	5	\$25,185	5	\$25,185	5	\$25,185	
1035 A PUBLIC AFFAIRS	4,262	\$53,170	1,802	\$57,146	2,460	\$50,257	1,408	\$62,648	569	\$67,712	839	\$59,213	2,758	\$48,688	1,187	\$52,592	1,571	\$45,737	
1040 A LANGUAGE SPECIALIST	634	\$46,922	274	\$48,569	360	\$45,669	161	\$56,142	71	\$57,581	90	\$55,007	415	\$43,551	177	\$44,626	238	\$42,751	
1046 C LANGUAGE CLERICAL	49	\$26,130	8	\$24,380	41	\$26,471	3	\$30,702	3	\$30,702	26	\$27,281	26	\$27,281	
1051 A MUSIC SPECIALIST	18	\$50,932	15	\$53,743	3	\$36,878	6	\$69,093	6	\$69,093	12	\$41,852	9	\$43,510	3	\$36,878	
1054 A THEATER SPECIALIST	14	\$38,422	12	\$38,778	2	\$36,283	5	\$41,902	3	\$45,648	2	\$36,283	7	\$37,045	7	\$37,045	
1056 A ART SPECIALIST	115	\$37,342	66	\$38,551	49	\$35,713	13	\$44,611	8	\$46,313	5	\$41,886	80	\$36,469	47	\$37,467	33	\$35,047	
1060 T PHOTOGRAPHY	1,190	\$38,783	924	\$39,686	266	\$35,645	324	\$41,508	232	\$43,194	92	\$37,256	841	\$37,992	671	\$38,761	170	\$34,954	
1071 A AUDIOVISUAL PRODUCTION	1,161	\$48,813	923	\$49,405	238	\$46,518	410	\$56,145	285	\$58,069	125	\$51,758	707	\$45,117	601	\$45,867	106	\$40,862	
1082 A WRITING AND EDITING	1,533	\$47,115	446	\$51,443	1,087	\$45,339	801	\$52,527	236	\$57,946	565	\$50,264	678	\$41,768	188	\$45,082	490	\$40,497	
1083 A TECHNICAL WRITING AND EDITING	1,220	\$47,966	501	\$49,872	719	\$46,637	277	\$54,349	80	\$56,861	197	\$53,329	942	\$46,089	420	\$48,546	522	\$44,112	
1084 A VISUAL INFORMATION	1,907	\$45,654	1,049	\$47,664	858	\$43,197	723	\$51,107	385	\$54,153	338	\$47,637	1,154	\$42,443	640	\$44,174	514	\$40,289	
1087 * EDITORIAL ASSISTANCE	806	\$28,314	60	\$27,608	746	\$28,371	167	\$30,886	12	\$29,275	155	\$31,010	628	\$27,705	45	\$27,370	583	\$27,731	
1099 O INFORMATION AND ARTS STUDENT TRAINEE	25	\$22,893	9	\$21,448	16	\$23,705	10	\$25,631	4	\$24,365	6	\$26,475	15	\$21,067	5	\$19,114	10	\$22,044	
1000 INFORMATION AND ARTS	18,639	\$46,215	8,989	\$49,068	9,650	\$43,557	7,088	\$52,953	3,388	\$55,807	3,700	\$50,339	11,084	\$42,198	5,331	\$45,172	5,753	\$39,443	
1101 * GENERAL BUSINESS AND INDUSTRY	20,082	\$47,513	9,076	\$56,407	11,006	\$40,179	3,053	\$63,366	1,407	\$72,112	1,646	\$55,891	16,324	\$44,465	7,208	\$53,424	9,116	\$37,381	
1102 P CONTRACTING	28,210	\$51,534	11,544	\$55,889	16,666	\$48,517	5,593	\$60,616	2,201	\$66,713	3,392	\$56,660	21,961	\$49,314	8,963	\$53,424	12,998	\$46,480	
1103 A INDUSTRIAL PROPERTY MANAGEMENT	694	\$48,087	386	\$50,166	308	\$45,481	53	\$53,277	26	\$58,777	27	\$47,982	617	\$47,608	343	\$49,511	274	\$45,226	
1104 A PROPERTY DISPOSAL	962	\$43,716	497	\$45,956	465	\$41,322	91	\$50,528	42	\$55,316	49	\$46,424	806	\$42,967	409	\$45,115	397	\$40,754	
1105 T PURCHASING	4,916	\$29,044	992	\$28,726	3,924	\$29,124	536	\$32,438	97	\$32,166	439	\$32,498	4,280	\$28,713	856	\$28,504	3,424	\$28,765	
1106 * PROCUREMENT CLERICAL AND TECHNICIAN	5,410	\$26,906	673	\$26,517	4,737	\$26,962	616	\$29,295	63	\$28,482	553	\$29,388	4,663	\$26,721	579	\$26,568	4,084	\$26,742	
1107 * PROPERTY DISPOSAL CLERICAL AND TECHNICIAN	427	\$26,265	110	\$26,133	317	\$26,310	25	\$29,786	10	\$28,581	15	\$30,590	388	\$26,153	94	\$25,935	294	\$26,223	
1130 A PUBLIC UTILITIES SPECIALIST	680	\$56,665	386	\$62,720	294	\$48,716	202	\$63,104	133	\$66,789	69	\$56,001	478	\$53,944	253	\$60,581	225	\$46,481	
1140 A TRADE SPECIALIST	668	\$58,813	391	\$62,982	277	\$52,929	411	\$59,002	235	\$63,165	176	\$53,443	255	\$58,301	154	\$62,412	101	\$52,033	
1144 A COMMISSARY MANAGEMENT	1,462	\$43,371	1,103	\$45,085	359	\$38,104	36	\$49,116	32	\$49,516	4	\$45,918	1,114	\$44,331	829	\$46,239	285	\$38,780	
1145 A AGRICULTURAL PROGRAM SPECIALIST	339	\$55,600	217	\$58,211	122	\$50,956	81	\$60,271	42	\$65,160	39	\$55,007	256	\$54,278	174	\$56,663	82	\$49,218	
1146 A AGRICULTURAL MARKETING	551	\$57,220	344	\$60,587	207	\$51,624	349	\$61,423	205	\$66,954	144	\$53,548	202	\$49,958	139	\$51,197	63	\$47,226	
1147 A AGRICULTURAL MARKET REPORTING	171	\$46,376	124	\$49,947	47	\$36,956	14	\$59,283	11	\$64,991	3	\$38,352	157	\$45,225	113	\$48,483	44	\$36,860	
1150 A INDUSTRIAL SPECIALIST	1,718	\$52,711	1,379	\$53,732	339	\$48,556	149	\$68,161	110	\$70,027	39	\$62,898	1,532	\$51,295	1,234	\$52,411	298	\$46,674	
1152 T PRODUCTION CONTROL	4,905	\$39,936	3,645	\$41,670	1,260	\$34,920	79	\$40,765	39	\$43,838	40	\$37,769	4,759	\$39,946	3,551	\$41,682	1,208	\$34,845	
1160 A FINANCIAL ANALYSIS	1,446	\$60,405	824	\$64,668	622	\$54,758	514	\$69,933	334	\$72,506	180	\$65,159	929	\$55,170	488	\$59,363	441	\$50,530	
1161 A CROP INSURANCE ADMINISTRATION	1	\$51,089	1	\$51,089	1	\$51,089	1	\$51,089
1162 A CROP INSURANCE UNDERWRITING	75	\$53,608	60	\$55,813	15	\$44,790	75	\$53,608	60	\$55,813	15	\$44,790
1163 A INSURANCE EXAMINING	60	\$63,883	47	\$65,098	13	\$59,489	34	\$69,203	26	\$70,979	8	\$63,432	26	\$56,925	21	\$57,816	5	\$53,181	
1165 A LOAN SPECIALIST	4,269	\$46,943	2,375	\$50,897	1,894	\$41,985	301	\$65,721	168	\$70,802	133	\$59,302	3,877	\$45,664	2,153	\$49,585	1,724	\$40,767	
1169 A INTERNAL REVENUE OFFICER	7,352	\$49,566	3,842	\$51,715	3,510	\$47,213	196	\$47,085	111	\$48,043	85	\$45,833	7,102	\$49,645	3,691	\$51,857	3,411	\$47,252	
1170 A REALTY	3,185	\$49,694	1,616	\$53,728	1,569	\$45,539	354	\$64,047	192	\$69,617	162	\$57,447	2,774	\$47,860	1,386	\$51,540	1,388	\$44,185	
1171 A APPRAISING	847	\$53,276	666	\$54,473	181	\$48,870	40	\$69,236	25	\$76,142	15	\$57,728	802	\$52,537	636	\$53,703	166	\$48,069	
1173 A HOUSING MANAGEMENT	2,487	\$37,322	986	\$40,076	1,501	\$35,513	172	\$50,406	71	\$58,136	101	\$44,972	1,972	\$36,593	748	\$39,137	1,224	\$35,038	
1176 A BUILDING MANAGEMENT	1,246	\$51,743	923	\$53,748	323	\$46,014	361	\$54,273	261	\$57,072	100	\$46,967	762	\$50,301	543	\$52,261	219	\$45,441	
1199 O BUSINESS AND INDUSTRY STUDENT TRAINEE	68	\$22,425	25	\$21,854	43	\$22,757	17	\$28,170	7	\$26,843	10	\$29,099	51	\$20,510	18	\$19,914	33	\$20,836	
1100 BUSINESS AND INDUSTRY	92,231	\$46,526	42,231	\$52,208	50,000	\$41,727	13,277	\$58,512	5,848	\$66,180	7,429	\$52,476	76,163	\$44,551	34,643	\$50,090	41,520	\$39,929	
1202 T PATENT TECHNICIAN	14	\$47,448	2	\$49,831	12	\$47,051	13	\$48,571	2	\$49,831	11	\$48,342	1	\$32,849	1	\$32,849	
1210 A COPYRIGHT	177	\$50,139	73	\$52,568	104	\$48,434	177	\$50,139	73	\$52,568	104	\$48,434	
1211 T COPYRIGHT TECHNICIAN	64	\$35,564	38	\$36,132	26	\$34,734	64	\$35,564	38	\$36,132	26	\$34,734	
1220 P PATENT ADMINISTRATION	78	\$100,012	63	\$101,401	15	\$94,178	78	\$100,012	63	\$101,401	15	\$94,178	
1221 P PATENT ADVISER	28	\$74,617	17	\$78,163	11	\$69,138	10	\$77,416	5	\$79,087	5	\$75,745	17	\$72,356	11	\$77,115	6	\$63,633	
1222 P PATENT ATTORNEY	211	\$88,532	186	\$89,935	25	\$78,089	130	\$95,088	117	\$95,579	13	\$90,470	81	\$78,042	69	\$80,366	12	\$64,677	
1223 P PATENT CLASSIFYING	70	\$75,756	56	\$75,301	14	\$77,577	70	\$75,756	56	\$75,301	14	\$77,577	
1224 P PATENT EXAMINING	2,269	\$61,676	1,765	\$63,183	504	\$56,400	2,269	\$61,676	1,765	\$63,183	504	\$56,400	
1226 P DESIGN PATENT EXAMINING	50	\$64,573	21	\$68,977	29	\$61,383	50	\$64,573	21	\$68,977	29	\$61,383	
1299 O COPYRIGHT AND PATENT STUDENT TRAINEE	
1200 COPYRGT, PATENT, AND TRADE-MARK	2,961	\$63,783	2,221	\$66,159	740	\$56,651	2,861	\$63,331	2,140	\$65,635	721	\$56,493	99	\$76,609	80	\$79,919	19	\$62,672	
1301 P GENERAL PHYSICAL SCIENCE	6,454	\$70,321	4,992	\$72,835	1,462	\$61,735	2,011	\$83,741	1,621	\$85,749	390	\$75,392	4,367	\$64,127	3,311	\$66,441	1,056	\$56,873	
1306 P HEALTH PHYSICS	790	\$63,447	638	\$64,638	152	\$58,450	155	\$73,070	110	\$76,424	45	\$64,871	632	\$61,186	525	\$62,294	107	\$55,749	
1310 P PHYSICS	2,944	\$73,985	2,737	\$74,654	207	\$65,129	1,272	\$78,720	1,189	\$79,232	83	\$71,376	1,670	\$70,387	1,548	\$71,138	122	\$60,859	

1/P = PROFESSIONAL, A = ADMINISTRATIVE, T = TECHNICAL, C = CLERICAL, O = OTHER, * = SPLIT OCCUPATIONAL CATEGORY

TABLE W-C1 FULL-TIME CIVILIAN WHITE-COLLAR EMPLOYMENT AND AVERAGE SALARY BY OCCUPATION, MAJOR GEOGRAPHIC AREA, AND GENDER, SEPTEMBER 30, 1997

OCCUPATIONAL CATEGORY	ALL AREAS						WASHINGTON, DC-MD-VA-WV METROPOLITAN STATISTICAL AREA						UNITED STATES EXCLUDING WASHINGTON, DC-MD-VA-WV METROPOLITAN STATISTICAL AREA					
	TOTAL		MEN		WOMEN		TOTAL		MEN		WOMEN		TOTAL		MEN		WOMEN	
	EMPLOYMENT	AVERAGE SALARY	EMPLOYMENT	AVERAGE SALARY	EMPLOYMENT	AVERAGE SALARY	EMPLOYMENT	AVERAGE SALARY	EMPLOYMENT	AVERAGE SALARY	EMPLOYMENT	AVERAGE SALARY	EMPLOYMENT	AVERAGE SALARY	EMPLOYMENT	AVERAGE SALARY	EMPLOYMENT	AVERAGE SALARY
CODES 1/ TITLES																		
1311 T PHYSICAL SCIENCE TECHNICIAN	2,413	\$36,801	1,712	\$38,474	701	\$32,715	305	\$40,018	226	\$41,324	79	\$36,283	2,087	\$36,440	1,473	\$38,141	614	\$32,360
1313 P GEOPHYSICS	433	\$68,145	393	\$69,071	40	\$59,052	50	\$80,542	46	\$80,747	4	\$78,187	380	\$66,690	344	\$67,712	36	\$56,926
1315 P HYDROLOGY	2,555	\$55,538	2,107	\$57,284	448	\$47,324	174	\$77,376	145	\$78,321	29	\$72,648	2,343	\$53,977	1,927	\$55,795	416	\$45,559
1316 T HYDROLOGIC TECHNICIAN	1,491	\$32,923	1,259	\$33,713	232	\$28,632	5	\$48,207	4	\$50,754	1	\$38,017	1,453	\$32,971	1,227	\$33,781	226	\$28,579
1320 P CHEMISTRY	6,348	\$61,253	4,592	\$63,557	1,756	\$55,228	2,277	\$68,229	1,584	\$71,025	693	\$61,838	4,011	\$57,513	2,965	\$59,762	1,046	\$51,137
1321 P METALLURGY	157	\$74,150	141	\$75,565	16	\$61,672	75	\$82,674	70	\$83,770	5	\$67,332	82	\$66,353	71	\$67,477	11	\$59,099
1330 P ASTRONOMY AND SPACE SCIENCE	452	\$80,061	417	\$80,509	35	\$74,723	263	\$79,839	245	\$80,576	18	\$69,811	189	\$80,369	172	\$80,413	17	\$79,923
1340 P METEOROLOGY	2,929	\$58,342	2,677	\$58,910	252	\$52,309	376	\$71,046	331	\$71,832	45	\$65,266	2,523	\$56,534	2,319	\$57,148	204	\$49,554
1341 T METEOROLOGICAL TECHNICIAN	1,070	\$42,027	971	\$42,398	99	\$38,389	24	\$40,342	18	\$42,658	6	\$33,393	1,026	\$42,153	933	\$42,496	93	\$38,711
1350 P GEOLOGY	1,829	\$60,454	1,482	\$62,194	347	\$53,024	242	\$76,441	185	\$79,539	57	\$66,386	1,580	\$58,023	1,290	\$59,737	290	\$50,398
1360 P OCEANOGRAPHY	661	\$63,881	541	\$65,943	120	\$54,583	159	\$71,364	131	\$73,056	28	\$63,444	499	\$61,540	407	\$63,722	92	\$51,887
1361 A NAVIGATIONAL INFORMATION	132	\$50,634	98	\$50,788	34	\$50,788	40	\$56,714	24	\$57,244	16	\$55,918	86	\$48,034	68	\$48,512	18	\$46,227
1370 P CARTOGRAPHY	1,097	\$53,238	845	\$54,475	252	\$49,091	525	\$56,957	405	\$58,097	120	\$53,110	571	\$49,802	439	\$51,114	132	\$45,437
1371 T CARTOGRAPHIC TECHNICIAN	1,257	\$32,359	803	\$33,866	454	\$29,692	82	\$39,484	60	\$39,750	22	\$38,759	1,173	\$31,855	742	\$33,387	431	\$29,217
1372 P GEODESY	96	\$62,708	79	\$63,467	17	\$59,182	71	\$65,248	55	\$66,641	16	\$60,459	25	\$55,496	24	\$56,193	1	\$38,758
1373 P LAND SURVEYING	479	\$48,140	458	\$48,387	21	\$42,762	12	\$56,554	12	\$56,554	466	\$47,955	445	\$48,200	21	\$42,762
1374 T GEODETIC TECHNICIAN	60	\$45,475	42	\$47,492	18	\$40,767	27	\$43,551	9	\$49,120	18	\$40,767	33	\$47,048	33	\$47,048
1380 P FOREST PRODUCTS TECHNOLOGY	42	\$65,193	35	\$68,234	7	\$49,988	1	\$71,011	1	\$71,011	41	\$65,051	34	\$68,152	7	\$49,988
1382 P FOOD TECHNOLOGY	217	\$59,099	152	\$61,291	65	\$53,975	58	\$65,324	35	\$70,792	23	\$57,003	159	\$56,829	117	\$58,449	42	\$52,317
1384 P TEXTILE TECHNOLOGY	82	\$52,871	38	\$56,333	44	\$49,881	3	\$59,459	3	\$59,459	79	\$52,621	38	\$56,333	41	\$49,180
1386 P PHOTOGRAPHIC TECHNOLOGY	31	\$57,474	30	\$57,387	1	\$60,092	16	\$59,670	15	\$59,642	1	\$60,092	15	\$55,132	15	\$55,132
1397 A DOCUMENT ANALYSIS	120	\$54,227	72	\$56,824	48	\$50,332	99	\$53,887	54	\$57,272	45	\$49,825	21	\$55,832	18	\$55,479	3	\$57,951
1399 O PHYSICAL SCIENCE STUDENT TRAINEE	133	\$22,756	90	\$23,126	43	\$21,982	16	\$18,936	12	\$18,345	4	\$20,709	117	\$23,278	78	\$23,861	39	\$22,113
1300 PHYSICAL SCIENCES	34,272	\$58,508	27,401	\$60,480	6,871	\$50,643	8,338	\$72,248	6,587	\$74,692	1,751	\$63,056	25,628	\$54,137	20,563	\$56,027	5,065	\$46,463
1410 P LIBRARIAN	2,747	\$53,895	899	\$55,689	1,848	\$53,022	1,662	\$58,881	609	\$59,802	1,053	\$58,348	969	\$46,159	255	\$46,981	714	\$45,865
1411 T LIBRARY TECHNICIAN	2,787	\$27,786	689	\$28,082	2,098	\$27,689	1,310	\$30,496	434	\$29,851	876	\$30,815	1,300	\$26,042	203	\$26,209	1,097	\$26,011
1412 A TECHNICAL INFORMATION SERVICES	1,218	\$48,123	361	\$50,761	857	\$47,012	731	\$52,197	231	\$54,504	500	\$51,132	482	\$42,019	127	\$44,093	355	\$41,277
1420 P ARCHIVIST	489	\$54,359	305	\$56,323	184	\$51,102	317	\$56,755	196	\$58,921	121	\$53,248	172	\$49,942	109	\$51,652	63	\$46,982
1421 * ARCHIVES TECHNICIAN	1,167	\$29,601	506	\$31,526	661	\$28,127	434	\$33,950	207	\$34,618	227	\$33,340	729	\$27,030	296	\$29,392	433	\$25,414
1499 O LIBRARY AND ARCHIVES STUDENT TRAINEE	4	\$22,882	2	\$21,818	2	\$23,947	4	\$22,882	2	\$21,818	2	\$23,947
1400 LIBRARY AND ARCHIVES	8,412	\$41,051	2,762	\$43,777	5,650	\$39,718	4,454	\$46,855	1,677	\$48,109	2,777	\$46,097	3,656	\$34,798	992	\$37,575	2,664	\$33,764
1510 P ACTUARY	195	\$69,231	144	\$71,423	51	\$63,040	113	\$64,589	79	\$66,853	34	\$59,329	82	\$75,627	65	\$76,978	17	\$70,463
1515 P OPERATIONS RESEARCH	3,374	\$68,441	2,562	\$70,569	812	\$61,725	963	\$78,666	744	\$80,806	219	\$71,396	2,372	\$64,403	1,787	\$66,456	585	\$58,131
1520 P MATHEMATICS	1,575	\$64,565	1,096	\$66,507	479	\$60,121	262	\$73,842	193	\$75,534	69	\$69,111	1,312	\$62,694	902	\$64,552	410	\$58,608
1521 T MATHEMATICS TECHNICIAN	19	\$36,232	2	\$34,775	17	\$36,403	19	\$36,232	2	\$34,775	17	\$36,403
1529 P MATHEMATICAL STATISTICIAN	1,097	\$66,493	747	\$68,980	350	\$61,184	804	\$67,775	534	\$70,287	270	\$62,807	292	\$62,948	212	\$65,681	80	\$55,706
1530 P STATISTICIAN	2,599	\$60,558	1,538	\$63,443	1,061	\$56,377	1,603	\$64,614	869	\$67,752	734	\$60,898	991	\$54,056	667	\$57,777	324	\$46,394
1531 * STATISTICAL ASSISTANT	1,205	\$28,174	146	\$29,534	1,059	\$27,986	332	\$33,335	51	\$33,758	281	\$33,258	865	\$26,236	93	\$27,331	772	\$26,104
1540 P CRYPTOGRAPHY
1541 T CRYPTANALYSIS	22	\$54,273	8	\$51,586	14	\$55,809	22	\$54,273	8	\$51,586	14	\$55,809	
1550 P COMPUTER SCIENCE	3,204	\$61,254	2,216	\$63,033	988	\$57,264	923	\$70,129	661	\$72,301	262	\$64,648	2,280	\$57,666	1,554	\$59,099	726	\$54,600
1599 O MATHEMATICS AND STATISTICS STUDENT TRAINEE	47	\$22,569	31	\$21,560	16	\$24,526	14	\$26,015	9	\$24,480	5	\$28,780	33	\$21,108	22	\$20,365	11	\$22,592
1500 MATHEMATICS AND STATISTICS	13,337	\$60,703	8,490	\$65,751	4,847	\$51,861	5,036	\$67,081	3,148	\$71,961	1,888	\$58,945	8,246	\$56,843	5,304	\$62,094	2,942	\$47,376
1601 A GENERAL FACILITIES AND EQUIPMENT	2,640	\$50,577	2,266	\$52,650	374	\$38,013	60	\$54,100	39	\$59,163	21	\$44,698	2,493	\$50,632	2,146	\$52,723	347	\$37,696
1630 A CEMETERY ADMINISTRATION	112	\$45,669	94	\$45,499	18	\$46,553	3	\$62,195	2	\$65,728	1	\$55,130	70	\$48,701	53	\$49,551	17	\$46,049
1640 A FACILITY MANAGEMENT	1,673	\$52,771	1,546	\$53,241	127	\$47,058	186	\$59,277	161	\$60,338	25	\$52,442	1,418	\$52,307	1,317	\$52,800	101	\$45,879
1654 A PRINTING MANAGEMENT	1,247	\$52,212	785	\$56,010	462	\$45,759	697	\$56,173	462	\$59,816	235	\$49,012	527	\$46,985	308	\$50,100	219	\$42,605
1658 A LAUNDRY AND DRY CLEANING PLANT MANAGEMENT	159	\$40,296	140	\$40,534	19	\$38,541	151	\$40,138	132	\$40,368	19	\$38,541
1667 A STEWARD	314	\$47,457	279	\$48,199	35	\$41,542	14	\$47,131	13	\$48,075	1	\$34,848	296	\$47,456	263	\$48,191	33	\$41,594
1670 * EQUIPMENT SPECIALIST	7,498	\$45,956	6,753	\$46,517	745	\$40,871	229	\$53,093	215	\$53,628	14	\$44,876	6,890	\$45,631	6,172	\$46,196	718	\$40,773
1699 O EQUIPMENT AND FACILITIES MANAGEMENT STUDENT TRAINEE	3	\$22,446	3	\$22,446	1	\$26,760	1	\$26,760	2	\$20,289	2	\$20,289
1600 EQUIPMENT, FACILITIES, AND SERVICES	13,646	\$48,218	11,866	\$49,147	1,780	\$42,027	1,190	\$55,845	893	\$58,197	297	\$48,774	11,847	\$47,532	10,393	\$48,485	1,454	\$40,720
1701 P GENERAL EDUCATION AND TRAINING	10,594	\$46,847	3,496	\$54,294	7,098	\$43,180	477	\$66,987	192	\$77,487	285	\$59,914	3,394	\$48,213	1,406	\$59,879	1,988	\$39,962
1702 * EDUCATION AND TRAINING TECHNICIAN	7,990	\$24,099	1,411	\$29,304	6,579	\$22,982	342	\$22,982	32	\$23,456	310	\$27,036	6,599	\$24,587	1,253	\$29,759	5,346	\$23,375
1710 P EDUCATION AND VOCATIONAL TRAINING	5,433	\$46,281	1,702	\$53,922	3,731	\$42,795	185	\$55,111	53	\$67,254	132	\$50,236	4,859	\$45,525	1,541	\$53,255	3,318	\$41,936

TABLE W-C1 FULL-TIME CIVILIAN WHITE-COLLAR EMPLOYMENT AND AVERAGE SALARY BY OCCUPATION, MAJOR GEOGRAPHIC AREA, AND GENDER, SEPTEMBER 30, 1997

OCCUPATIONAL CATEGORY		ALL AREAS						WASHINGTON, DC-MD-VA-WV METROPOLITAN STATISTICAL AREA						UNITED STATES EXCLUDING WASHINGTON, DC-MD-VA-WV METROPOLITAN STATISTICAL AREA					
		TOTAL		MEN		WOMEN		TOTAL		MEN		WOMEN		TOTAL		MEN		WOMEN	
		EMPLOYMENT	AVERAGE SALARY	EMPLOYMENT	AVERAGE SALARY	EMPLOYMENT	AVERAGE SALARY	EMPLOYMENT	AVERAGE SALARY	EMPLOYMENT	AVERAGE SALARY	EMPLOYMENT	AVERAGE SALARY	EMPLOYMENT	AVERAGE SALARY	EMPLOYMENT	AVERAGE SALARY	EMPLOYMENT	AVERAGE SALARY
1712	A TRAINING INSTRUCTION	5,106	\$42,486	3,923	\$42,966	1,183	\$40,892	518	\$48,627	237	\$51,487	281	\$46,214	4,488	\$41,907	3,608	\$42,536	880	\$39,330
1715	A VOCATIONAL REHABILITATION	574	\$43,533	432	\$43,975	142	\$42,188	9	\$51,416	4	\$53,481	5	\$49,764	559	\$43,417	423	\$43,903	136	\$41,904
1720	P EDUCATION PROGRAM	454	\$67,433	180	\$71,531	274	\$64,740	379	\$69,948	138	\$75,523	241	\$66,756	73	\$54,498	41	\$57,707	32	\$50,385
1725	P PUBLIC HEALTH EDUCATOR	75	\$53,515	19	\$52,697	56	\$53,792	9	\$64,738	1	\$98,714	8	\$60,491	63	\$52,740	17	\$50,845	46	\$53,441
1730	P EDUCATION RESEARCH	57	\$81,335	26	\$85,346	31	\$77,971	56	\$81,548	25	\$85,983	31	\$77,971	1	\$69,412	1	\$69,412
1740	P EDUCATION SERVICES	1,255	\$45,703	645	\$47,784	610	\$43,502	52	\$53,294	12	\$64,568	40	\$49,912	994	\$45,519	517	\$47,567	477	\$43,298
1750	P INSTRUCTIONAL SYSTEMS	1,570	\$53,698	860	\$54,856	710	\$52,296	153	\$63,033	58	\$66,073	95	\$61,178	1,395	\$52,620	791	\$54,011	604	\$50,798
1799	O EDUCATION STUDENT TRAINEE	19	\$24,398	2	\$26,193	17	\$24,187	19	\$24,398	2	\$26,193	17	\$24,187
1700	EDUCATION	33,127	\$41,163	12,696	\$47,624	20,431	\$37,148	2,180	\$55,640	752	\$65,392	1,428	\$50,504	22,444	\$39,473	9,600	\$46,484	12,844	\$34,232
1801	A GENERAL INSPECTION, INVESTIGATION, AND COMPLIANCE	9,720	\$48,417	6,214	\$49,256	3,506	\$46,929	1,371	\$57,153	712	\$60,814	659	\$53,197	8,047	\$46,853	5,278	\$47,617	2,769	\$45,396
1802	* COMPLIANCE INSPECTION AND SUPPORT	6,805	\$30,307	2,926	\$32,033	3,879	\$29,006	387	\$32,436	168	\$35,187	219	\$30,326	6,300	\$30,238	2,687	\$31,965	3,613	\$28,954
1810	A GENERAL INVESTIGATING	2,742	\$51,446	1,602	\$52,359	1,140	\$50,164	227	\$53,790	126	\$56,948	101	\$49,851	2,497	\$51,312	1,462	\$52,062	1,035	\$50,254
1811	A CRIMINAL INVESTIGATING	34,576	\$58,907	29,619	\$59,595	4,957	\$54,794	4,270	\$66,459	3,601	\$67,618	669	\$60,217	29,470	\$57,878	25,259	\$58,527	4,211	\$53,981
1812	A GAME LAW ENFORCEMENT	364	\$53,091	329	\$53,690	35	\$47,453	20	\$61,288	18	\$62,649	2	\$49,036	338	\$52,707	305	\$53,286	33	\$47,357
1815	A AIR SAFETY INVESTIGATING	91	\$69,028	83	\$69,679	8	\$62,278	31	\$76,770	29	\$77,606	2	\$64,641	60	\$65,028	54	\$65,421	6	\$61,491
1816	A IMMIGRATION INSPECTION	4,554	\$34,996	3,461	\$34,704	1,093	\$35,919	103	\$49,613	64	\$47,924	39	\$52,385	3,992	\$34,875	3,055	\$34,623	937	\$35,696
1822	A MINE SAFETY AND HEALTH	1,192	\$56,346	1,150	\$56,582	42	\$49,881	35	\$75,562	31	\$76,773	4	\$66,172	1,153	\$55,774	1,115	\$56,033	38	\$48,166
1825	A AVIATION SAFETY	3,574	\$64,842	3,350	\$65,031	224	\$62,021	175	\$77,578	159	\$77,853	16	\$74,842	3,325	\$64,187	3,120	\$64,395	205	\$61,026
1831	A SECURITIES COMPLIANCE EXAMINING	203	\$39,648	105	\$40,383	98	\$38,861	12	\$42,290	7	\$41,559	5	\$43,315	191	\$39,482	98	\$40,299	93	\$38,621
1850	A AGRICULTURAL COMMODITY WAREHOUSE EXAMINING	72	\$45,514	64	\$45,629	8	\$44,588	72	\$45,514	64	\$45,629	8	\$44,588
1854	A ALCOHOL, TOBACCO, AND FIREARMS INSPECTION	716	\$51,534	380	\$55,169	336	\$47,423	116	\$61,170	55	\$68,838	61	\$54,256	590	\$49,737	320	\$52,934	270	\$45,949
1862	T CONSUMER SAFETY INSPECTION	173	\$34,629	86	\$35,121	87	\$34,141	168	\$34,761	85	\$35,140	83	\$34,372
1863	T FOOD INSPECTION	6,696	\$32,939	4,671	\$34,028	2,025	\$30,427	14	\$41,445	9	\$41,658	5	\$41,063	6,631	\$32,911	4,616	\$34,012	2,015	\$30,391
1864	A PUBLIC HEALTH QUARANTINE INSPECTION	31	\$47,860	14	\$51,282	17	\$45,042	31	\$47,860	14	\$51,282	17	\$45,042
1884	O CUSTOMS PATROL OFFICER	19	\$40,591	17	\$40,492	2	\$41,431	19	\$40,591	17	\$40,492	2	\$41,431
1889	A IMPORT SPECIALIST	1,253	\$49,334	585	\$52,837	668	\$46,267	32	\$62,572	17	\$67,736	15	\$56,719	1,195	\$49,165	559	\$52,601	636	\$46,145
1890	A CUSTOMS INSPECTION	7,299	\$39,668	5,731	\$40,151	1,568	\$37,902	136	\$52,704	103	\$53,349	33	\$50,692	6,803	\$39,493	5,361	\$39,973	1,442	\$37,706
1894	A CUSTOMS ENTRY AND LIQUIDATING	474	\$45,807	121	\$48,540	353	\$44,870	4	\$43,216	1	\$59,725	3	\$37,713	461	\$45,946	117	\$48,591	344	\$45,047
1895	T CUSTOMS WAREHOUSE OFFICER
1896	O BORDER PATROL AGENT	6,819	\$37,253	6,516	\$37,348	303	\$35,196	15	\$73,611	14	\$74,258	1	\$64,555	6,770	\$37,153	6,468	\$37,249	302	\$35,099
1897	* CUSTOMS AID	969	\$27,731	324	\$27,874	645	\$27,658	7	\$33,556	7	\$33,556	929	\$27,771	310	\$28,021	619	\$27,645
1898	A ADMEASUREMENT	15	\$51,197	14	\$52,265	1	\$36,236	2	\$68,862	2	\$68,862
1899	O INVESTIGATION STUDENT TRAINEE	58	\$20,422	34	\$20,702	24	\$20,025	1	\$18,687	1	\$18,687	58	\$20,506	33	\$20,764	23	\$20,137
1800	INVESTIGATION	88,415	\$48,312	67,396	\$50,263	21,019	\$42,056	6,958	\$61,922	5,117	\$65,163	1,841	\$52,916	79,098	\$47,201	60,397	\$49,100	18,701	\$41,070
1910	A QUALITY ASSURANCE	8,873	\$47,450	7,657	\$47,789	1,216	\$45,316	263	\$53,017	204	\$54,172	59	\$49,026	8,281	\$47,355	7,159	\$47,695	1,122	\$45,181
1980	T AGRICULTURAL COMMODITY GRADING	1,956	\$37,702	1,385	\$39,842	571	\$32,512	40	\$58,520	33	\$59,650	7	\$53,194	1,913	\$37,254	1,349	\$39,344	564	\$32,255
1981	T AGRICULTURAL COMMODITY AID	174	\$23,297	107	\$24,743	67	\$20,987	1	\$23,051	1	\$23,051	173	\$23,298	107	\$24,743	66	\$20,955
1999	O QUALITY INSPECTION STUDENT TRAINEE	6	\$14,475	4	\$13,278	2	\$16,869	6	\$14,475	4	\$13,278	2	\$16,869	
1900	QUALITY ASSURANCE, INSPECTION, AND GRADING	11,009	\$45,318	9,153	\$46,302	1,856	\$40,468	304	\$53,643	237	\$54,935	67	\$49,074	10,373	\$45,072	8,619	\$46,087	1,754	\$40,081
2001	* GENERAL SUPPLY	3,759	\$41,410	2,159	\$42,697	1,600	\$39,674	286	\$46,653	152	\$49,203	134	\$43,761	3,306	\$41,093	1,855	\$42,483	1,451	\$39,316
2003	A SUPPLY PROGRAM MANAGEMENT	4,744	\$49,644	2,711	\$51,360	2,033	\$47,356	505	\$59,183	262	\$62,107	243	\$56,030	4,032	\$48,626	2,271	\$50,542	1,761	\$46,155
2005	* SUPPLY CLERICAL AND TECHNICIAN	17,026	\$26,797	7,367	\$27,078	9,659	\$26,582	1,005	\$28,640	441	\$28,484	564	\$28,762	15,363	\$26,818	6,493	\$27,192	8,870	\$26,544
2010	A INVENTORY MANAGEMENT	5,764	\$41,276	2,328	\$42,639	3,436	\$40,353	370	\$45,010	178	\$45,918	192	\$44,169	5,300	\$41,045	2,073	\$42,468	3,227	\$40,130
2030	A DISTRIBUTION FACILITIES AND STORAGE MANAGEMENT	711	\$46,479	549	\$47,288	162	\$43,735	81	\$52,505	56	\$53,818	25	\$49,564	580	\$46,179	449	\$47,189	131	\$42,717
2032	A PACKAGING	293	\$46,292	203	\$47,318	90	\$43,979	9	\$60,686	8	\$62,147	1	\$49,003	283	\$45,842	194	\$46,723	89	\$43,922
2050	A SUPPLY CATALOGING	247	\$42,191	103	\$44,228	144	\$40,735	40	\$46,679	15	\$51,858	25	\$43,572	207	\$41,324	88	\$42,927	119	\$40,139
2091	C SALES STORE CLERICAL	1,847	\$20,123	193	\$20,094	1,654	\$20,126	85	\$24,325	10	\$24,827	75	\$24,258	1,515	\$20,218	136	\$20,300	1,379	\$20,210
2099	O SUPPLY STUDENT TRAINEE	11	\$20,946	2	\$29,353	9	\$19,078	11	\$20,946	2	\$29,353	9	\$19,078
2000	SUPPLY	34,402	\$34,293	15,615	\$36,774	18,787	\$32,231	2,381	\$40,908	1,122	\$43,692	1,259	\$38,426	30,597	\$34,011	13,561	\$36,504	17,036	\$32,026
2101	A TRANSPORTATION SPECIALIST	7,384	\$55,862	6,362	\$56,543	1,022	\$51,626	785	\$66,005	494	\$69,644	291	\$59,827	6,461	\$54,817	5,740	\$55,611	721	\$48,495
2102	* TRANSPORTATION CLERK AND ASSISTANT	4,540	\$27,273	1,357	\$27,851	3,183	\$27,026	254	\$30,550	69	\$30,683	185	\$30,500	4,046	\$27,350	1,158	\$28,228	2,888	\$26,997
2110	A TRANSPORTATION INDUSTRY ANALYSIS	103	\$71,714	66	\$77,479	37	\$61,431	99	\$72,025	63	\$77,414	36	\$62,595	3	\$78,855	3	\$78,855
2121	A RAILROAD SAFETY	387	\$56,697	366	\$57,255	21	\$46,976	37	\$74,734	37	\$74,734	350	\$54,790	329	\$55,289	21	\$46,976
2123	A MOTOR CARRIER SAFETY	265	\$46,510	188	\$46,977	77	\$45,371	3	\$39,671	2	\$40,342	1	\$38,330	262	\$46,589	186	\$47,048	76	\$45,464

1

TABLE W-C1 FULL-TIME CIVILIAN WHITE-COLLAR EMPLOYMENT AND AVERAGE SALARY BY OCCUPATION, MAJOR GEOGRAPHIC AREA, AND GENDER, SEPTEMBER 30, 1997

OCCUPATIONAL CATEGORY CODES 1/ TITLES	ALL AREAS						WASHINGTON, DC-MD-VA-WV METROPOLITAN STATISTICAL AREA						UNITED STATES EXCLUDING WASHINGTON, DC-MD-VA-WV METROPOLITAN STATISTICAL AREA					
	TOTAL		MEN		WOMEN		TOTAL		MEN		WOMEN		TOTAL		MEN		WOMEN	
	EMPLOYMENT	AVERAGE SALARY	EMPLOYMENT	AVERAGE SALARY	EMPLOYMENT	AVERAGE SALARY	EMPLOYMENT	AVERAGE SALARY	EMPLOYMENT	AVERAGE SALARY	EMPLOYMENT	AVERAGE SALARY	EMPLOYMENT	AVERAGE SALARY	EMPLOYMENT	AVERAGE SALARY	EMPLOYMENT	AVERAGE SALARY
2125 A HIGHWAY SAFETY	276	\$65,256	205	\$65,586	71	\$64,304	73	\$72,341	37	\$74,855	36	\$69,757	201	\$62,700	166	\$63,545	35	\$58,695
2130 A TRAFFIC MANAGEMENT	1,724	\$47,754	959	\$49,861	765	\$45,112	400	\$54,842	201	\$58,889	199	\$50,753	1,219	\$45,631	668	\$47,631	551	\$43,205
2131 * FREIGHT RATE	637	\$32,315	201	\$33,818	436	\$31,622	52	\$33,376	13	\$33,764	39	\$33,246	576	\$32,173	182	\$33,797	394	\$31,423
2135 T TRANSPORTATION LOSS AND DAMAGE CLAIMS EXAMINING	152	\$27,982	33	\$27,621	119	\$28,082	1	\$26,760	1	\$26,760	147	\$28,093	32	\$27,732	115	\$28,194
2144 T CARGO SCHEDULING	54	\$31,315	38	\$31,601	16	\$30,636	41	\$32,494	27	\$32,749	14	\$32,003
2150 A TRANSPORTATION OPERATIONS	1,111	\$46,089	841	\$47,794	270	\$40,780	123	\$59,930	92	\$61,982	31	\$53,841	868	\$44,791	653	\$46,615	215	\$39,249
2151 C DISPATCHING	419	\$25,886	279	\$26,555	140	\$24,555	7	\$26,018	5	\$27,612	2	\$22,035	402	\$25,968	267	\$26,610	135	\$24,699
2152 A AIR TRAFFIC CONTROL	23,781	\$65,252	20,477	\$65,899	3,304	\$61,242	1,154	\$72,585	967	\$73,227	187	\$69,267	22,434	\$64,966	19,348	\$65,633	3,086	\$60,784
2154 T AIR TRAFFIC ASSISTANCE	501	\$31,888	380	\$32,032	121	\$31,437	12	\$32,715	10	\$33,388	2	\$29,351	468	\$32,067	353	\$32,231	115	\$31,564
2161 A MARINE CARGO	40	\$41,946	34	\$42,155	6	\$40,764	31	\$43,208	26	\$43,624	5	\$41,044
2181 T AIRCRAFT OPERATION	2,607	\$60,918	2,570	\$61,013	37	\$54,313	30	\$67,174	29	\$67,264	1	\$64,555	2,531	\$61,033	2,495	\$61,135	36	\$54,028
2183 T AIR NAVIGATION	302	\$51,829	297	\$51,951	5	\$44,551	302	\$51,829	297	\$51,951	5	\$44,551
2185 T AIRCREW TECHNICIAN	964	\$39,437	936	\$39,561	28	\$35,288	10	\$41,262	9	\$40,807	1	\$45,356	952	\$39,428	925	\$39,560	27	\$34,915
2199 O TRANSPORTATION STUDENT TRAINEE	18	\$19,753	10	\$19,669	8	\$19,859	6	\$21,461	3	\$20,921	3	\$22,001	10	\$19,190	5	\$19,806	5	\$18,573
2100 TRANSPORTATION	45,265	\$56,315	35,599	\$59,627	9,666	\$44,119	3,046	\$63,307	2,031	\$68,269	1,015	\$53,378	41,304	\$56,160	32,860	\$59,462	8,444	\$43,308
2299 UNSPECIFIED WHITE-COLLAR SERIES	317	\$56,589	186	\$63,087	131	\$47,362	59	\$86,313	39	\$96,205	20	\$67,023	252	\$49,993	143	\$54,699	109	\$43,819
2200 UNSPECIFIED	317	\$56,589	186	\$63,087	131	\$47,362	59	\$86,313	39	\$96,205	20	\$67,023	252	\$49,993	143	\$54,699	109	\$43,819

1/ P = PROFESSIONAL, A = ADMINISTRATIVE, T = TECHNICAL, C = CLERICAL, O = OTHER, * = SPLIT OCCUPATIONAL CATEGORY

TABLE W-C2 FULL-TIME CIVILIAN WHITE-COLLAR EMPLOYMENT AND AVERAGE SALARY BY OCCUPATIONAL CATEGORY, OCCUPATION, MAJOR GEOGRAPHIC AREA, AND GENDER, SEPTEMBER 30, 1997

OCCUPATION WITHIN OCCUPATIONAL CATEGORY		ALL AREAS						WASHINGTON, DC-MD-VA-WV METROPOLITAN STATISTICAL AREA						UNITED STATES EXCLUDING WASHINGTON, DC-MD-VA-WV METROPOLITAN STATISTICAL AREA					
		TOTAL		MEN		WOMEN		TOTAL		MEN		WOMEN		TOTAL		MEN		WOMEN	
CODES	TITLES	EMPLOYMENT	AVERAGE SALARY	EMPLOYMENT	AVERAGE SALARY	EMPLOYMENT	AVERAGE SALARY	EMPLOYMENT	AVERAGE SALARY	EMPLOYMENT	AVERAGE SALARY	EMPLOYMENT	AVERAGE SALARY	EMPLOYMENT	AVERAGE SALARY	EMPLOYMENT	AVERAGE SALARY	EMPLOYMENT	AVERAGE SALARY
GRAND TOTAL		1,479,448	\$45,746	758,917	\$52,062	720,531	\$39,093	246,279	\$57,241	117,647	\$66,280	128,632	\$48,974	1,184,919	\$43,524	615,678	\$49,569	569,241	\$36,987
PROFESSIONAL																			
0020	COMMUNITY PLANNING	555	\$60,102	413	\$62,037	142	\$54,474	137	\$70,575	99	\$74,681	38	\$59,876	397	\$56,501	301	\$57,709	96	\$52,713
0060	CHAPLAIN	605	\$53,627	553	\$54,210	52	\$47,436	14	\$62,344	12	\$62,068	2	\$64,001	587	\$53,451	538	\$54,066	49	\$46,706
0095	FOREIGN LAW SPECIALIST	20	\$84,040	11	\$87,073	9	\$80,332	20	\$84,040	11	\$87,073	9	\$80,332
0000	MISCELLANEOUS OCCUPATIONS	1,180	\$57,188	977	\$57,888	203	\$53,818	171	\$71,476	122	\$74,558	49	\$63,802	984	\$54,682	839	\$55,373	145	\$50,683
0101	SOCIAL SCIENCE	6,272	\$49,717	3,235	\$51,600	3,037	\$47,711	1,187	\$69,873	552	\$76,620	635	\$64,008	4,620	\$45,695	2,490	\$46,892	2,130	\$44,295
0110	ECONOMIST	5,252	\$67,343	3,809	\$69,652	1,443	\$61,247	3,501	\$70,487	2,508	\$73,273	993	\$63,449	1,188	\$55,965	874	\$57,676	314	\$51,204
0130	FOREIGN AFFAIRS	3,554	\$71,978	2,427	\$74,840	1,127	\$65,814	1,748	\$79,904	1,166	\$83,796	582	\$72,108	66	\$82,092	50	\$87,743	16	\$64,430
0131	INTERNATIONAL RELATIONS	145	\$74,031	99	\$78,525	46	\$64,360	96	\$75,960	54	\$84,887	42	\$64,481	22	\$62,990	20	\$63,567	2	\$57,213
0135	FOREIGN AGRICULTURAL AFFAIRS	185	\$77,890	150	\$77,959	35	\$70,979	81	\$83,878	67	\$85,692	14	\$75,195	4	\$68,280	3	\$70,706	1	\$61,003
0140	MANPOWER RESEARCH AND ANALYSIS	30	\$71,242	17	\$75,378	13	\$65,834	29	\$70,845	17	\$75,378	12	\$64,422	1	\$82,778	1	\$82,778
0150	GEOGRAPHY	349	\$49,120	241	\$51,296	108	\$44,264	141	\$58,710	101	\$61,292	40	\$52,189	207	\$42,646	139	\$44,136	68	\$39,602
0170	HISTORY	652	\$56,670	490	\$58,479	162	\$51,196	255	\$64,798	197	\$66,637	58	\$58,551	377	\$51,322	276	\$52,874	101	\$47,081
0180	PSYCHOLOGY	3,563	\$62,784	2,348	\$65,676	1,215	\$57,195	422	\$66,744	227	\$73,521	195	\$58,856	3,057	\$62,564	2,077	\$65,089	980	\$57,213
0184	SOCIOLOGY	44	\$65,133	22	\$68,596	22	\$61,669	17	\$73,678	8	\$78,951	9	\$68,990	27	\$59,753	14	\$62,679	13	\$56,601
0185	SOCIAL WORK	4,817	\$46,966	2,034	\$48,673	2,783	\$45,719	171	\$52,083	39	\$57,845	132	\$50,381	4,458	\$46,881	1,922	\$48,595	2,536	\$45,582
0190	GENERAL ANTHROPOLOGY	90	\$59,300	53	\$63,602	37	\$53,138	32	\$73,379	22	\$75,942	10	\$67,741	53	\$49,220	27	\$52,413	26	\$45,905
0193	ARCHEOLOGY	1,050	\$42,540	656	\$44,456	394	\$39,352	42	\$64,319	20	\$68,344	12	\$54,254	1,005	\$41,635	623	\$43,322	382	\$38,883
0100	SOCIAL SCIENCE, PSYCHOLOGY, AND WELFARE	26,003	\$57,897	15,581	\$61,814	10,422	\$52,042	7,722	\$71,704	4,988	\$75,780	2,734	\$64,269	15,085	\$50,332	8,515	\$53,041	6,570	\$46,821
0401	GENERAL BIOLOGICAL SCIENCE	9,189	\$53,813	6,282	\$55,943	2,907	\$49,211	2,420	\$60,959	1,359	\$65,566	1,061	\$55,058	6,638	\$50,955	4,821	\$52,929	1,817	\$45,718
0403	MICROBIOLOGY	1,963	\$59,077	1,149	\$62,959	814	\$53,598	793	\$64,082	451	\$67,844	342	\$59,121	1,162	\$55,738	695	\$59,791	467	\$49,707
0405	PHARMACOLOGY	403	\$69,565	284	\$72,120	119	\$63,467	320	\$69,215	221	\$71,793	99	\$63,460	83	\$70,914	63	\$73,267	20	\$63,501
0406	AGRICULTURAL EXTENSION	10	\$87,519	5	\$97,604	5	\$77,434	10	\$87,519	5	\$97,604	5	\$77,434
0408	ECOLOGY	802	\$52,533	570	\$55,116	232	\$46,187	62	\$69,262	39	\$74,304	23	\$60,711	737	\$51,171	528	\$53,777	209	\$44,588
0410	ZOOLOGY	98	\$71,912	79	\$75,625	19	\$56,474	63	\$79,179	55	\$81,306	8	\$64,556	35	\$58,831	24	\$62,606	11	\$50,596
0413	PHYSIOLOGY	441	\$66,791	335	\$68,985	106	\$59,858	125	\$71,696	91	\$74,185	34	\$65,035	316	\$64,851	244	\$67,045	72	\$57,414
0414	ENTOMOLOGY	583	\$62,348	502	\$63,830	81	\$53,163	109	\$68,108	97	\$69,314	12	\$58,357	461	\$61,031	394	\$62,645	67	\$51,540
0415	TOXICOLOGY	282	\$69,566	196	\$71,187	86	\$65,872	114	\$77,976	75	\$79,228	39	\$75,569	167	\$63,797	120	\$66,135	47	\$57,825
0430	BOTANY	382	\$43,438	187	\$47,175	195	\$39,855	46	\$66,382	31	\$68,572	15	\$61,856	334	\$40,235	156	\$42,923	178	\$37,879
0434	PLANT PATHOLOGY	279	\$62,783	221	\$65,974	58	\$50,625	69	\$64,757	51	\$68,606	18	\$53,852	210	\$62,135	170	\$65,184	40	\$49,174
0435	PLANT PHYSIOLOGY	264	\$65,198	208	\$67,450	56	\$56,833	45	\$71,263	35	\$72,893	10	\$65,555	217	\$63,880	171	\$66,285	46	\$54,937
0436	PLANT PROTECTION AND QUARANTINE	1,620	\$40,440	1,241	\$41,092	379	\$38,304	15	\$37,548	10	\$37,548	5	\$36,852	1,504	\$40,402	1,161	\$41,007	343	\$38,354
0437	HORTICULTURE	132	\$50,687	93	\$53,136	39	\$44,849	66	\$49,045	40	\$51,042	26	\$45,973	65	\$52,052	52	\$54,415	13	\$42,601
0440	GENETICS	352	\$64,032	281	\$65,803	71	\$57,021	60	\$73,979	38	\$76,366	22	\$69,858	291	\$62,048	242	\$64,233	49	\$51,258
0454	RANGELAND MANAGEMENT	1,076	\$43,262	871	\$44,698	205	\$37,162	9	\$70,519	9	\$70,519	1,067	\$43,032	862	\$44,428	205	\$37,162
0457	SOIL CONSERVATION	4,328	\$45,332	3,588	\$46,776	740	\$38,330	41	\$71,415	36	\$73,868	5	\$53,756	4,245	\$45,151	3,520	\$46,567	725	\$38,275
0460	FORESTRY	4,190	\$48,210	3,388	\$49,441	802	\$43,010	66	\$86,891	51	\$83,393	15	\$98,776	4,114	\$47,561	3,328	\$48,887	786	\$41,949
0470	SOIL SCIENCE	1,420	\$49,737	1,252	\$50,807	168	\$41,762	33	\$70,719	27	\$74,203	6	\$55,044	1,384	\$49,258	1,223	\$50,312	161	\$41,251
0471	AGRONOMY	295	\$52,534	266	\$53,679	29	\$42,027	34	\$64,440	29	\$66,777	5	\$50,889	252	\$51,274	229	\$52,354	23	\$40,513
0475	AGRICULTURAL MANAGEMENT	1,561	\$47,205	1,229	\$48,942	332	\$40,776	42	\$68,111	37	\$70,952	5	\$47,081	1,481	\$46,837	1,160	\$48,491	321	\$40,863
0480	GENERAL FISH AND WILDLIFE ADMINISTRATION	192	\$79,125	155	\$79,103	37	\$79,219	38	\$91,947	29	\$92,843	9	\$89,063	154	\$75,962	126	\$75,941	28	\$76,055
0482	FISHERY BIOLOGY	2,065	\$47,909	1,638	\$49,226	427	\$42,858	85	\$62,479	57	\$66,884	28	\$53,511	1,979	\$47,287	1,580	\$48,595	399	\$42,110
0485	WILDLIFE REFUGE MANAGEMENT	625	\$47,759	531	\$48,882	94	\$41,418	17	\$64,364	15	\$65,177	2	\$58,271	603	\$47,310	512	\$48,405	91	\$41,146
0486	WILDLIFE BIOLOGY	2,307	\$45,610	1,713	\$47,650	594	\$39,728	104	\$61,637	86	\$63,725	18	\$51,665	2,188	\$44,880	1,614	\$46,840	574	\$39,367
0487	ANIMAL SCIENCE	95	\$66,789	79	\$69,669	16	\$52,570	46	\$70,118	35	\$75,077	11	\$54,340	49	\$63,664	44	\$65,367	5	\$48,674
0493	HOME ECONOMICS	16	\$53,517	2	\$44,428	14	\$54,815	11	\$58,379	1	\$50,534	10	\$59,163	5	\$42,820	1	\$38,322	4	\$43,945
0400	BIOLOGICAL SCIENCES	34,970	\$50,929	26,345	\$52,438	8,625	\$46,321	4,843	\$64,370	3,010	\$68,468	1,833	\$57,639	29,741	\$48,739	23,040	\$50,331	6,701	\$43,264
0510	ACCOUNTING	12,741	\$54,656	6,711	\$58,810	6,030	\$50,032	3,786	\$62,984	2,007	\$67,695	1,779	\$57,669	8,769	\$51,208	4,596	\$55,105	4,173	\$46,916
0511	AUDITING	12,247	\$59,154	8,260	\$61,668	3,987	\$53,946	2,890	\$64,899	1,867	\$69,088	1,023	\$57,253	9,090	\$57,471	6,205	\$59,586	2,885	\$52,924
0512	INTERNAL REVENUE AGENT	14,609	\$56,299	8,798	\$59,091	5,811	\$52,072	384	\$62,541	233	\$66,166	151	\$56,947	14,212	\$56,130	8,555	\$58,898	5,657	\$51,943
0500	ACCOUNTING AND BUDGET	39,597	\$56,653	23,769	\$59,907	15,828	\$51,767	7,060	\$63,744	4,107	\$68,242	2,953	\$57,488	32,071	\$55,164	19,356	\$58,218	12,715	\$50,516
0601	GENERAL HEALTH SCIENCE	4,223	\$54,767	2,047	\$57,592	2,176	\$52,109	1,135	\$78,421	585	\$82,094	550	\$74,514	3,032	\$46,210	1,441	\$47,908	1,591	\$44,673
0602	MEDICAL OFFICER	10,760	\$87,947	7,938	\$8														

TABLE W-C2 FULL-TIME CIVILIAN WHITE-COLLAR EMPLOYMENT AND AVERAGE SALARY BY OCCUPATIONAL CATEGORY, OCCUPATION, MAJOR GEOGRAPHIC AREA, AND GENDER, SEPTEMBER 30, 1997

OCCUPATION WITHIN OCCUPATIONAL CATEGORY			ALL AREAS						WASHINGTON, DC-MD-VA-WV METROPOLITAN STATISTICAL AREA						UNITED STATES EXCLUDING WASHINGTON, DC-MD-VA-WV METROPOLITAN STATISTICAL AREA					
			TOTAL		MEN		WOMEN		TOTAL		MEN		WOMEN		TOTAL		MEN		WOMEN	
CODES	TITLES	EMPLOYMENT	AVERAGE SALARY	EMPLOYMENT	AVERAGE SALARY	EMPLOYMENT	AVERAGE SALARY	EMPLOYMENT	AVERAGE SALARY	EMPLOYMENT	AVERAGE SALARY	EMPLOYMENT	AVERAGE SALARY	EMPLOYMENT	AVERAGE SALARY	EMPLOYMENT	AVERAGE SALARY	EMPLOYMENT	AVERAGE SALARY	
PROFESSIONAL																				
0638	RECREATION/CREATIVE ARTS THERAPIST	790	\$39,824	352	\$41,278	438	\$38,656	38	\$42,821	11	\$49,459	27	\$40,116	740	\$39,692	333	\$41,050	407	\$38,581	
0639	EDUCATIONAL THERAPIST	17	\$42,040	2	\$41,788	15	\$42,074	14	\$40,196	2	\$41,788	12	\$39,931			
0644	MEDICAL TECHNOLOGIST	5,470	\$40,878	1,763	\$41,046	3,707	\$40,797	472	\$48,712	109	\$48,487	363	\$48,779	4,917	\$40,176	1,638	\$40,587	3,279	\$39,971	
0660	PHARMACIST	4,494	\$54,489	2,505	\$56,090	1,989	\$52,474	151	\$59,452	65	\$63,176	86	\$56,637	4,250	\$54,569	2,402	\$56,063	1,848	\$52,627	
0662	OPTOMETRIST	238	\$59,058	160	\$65,565	78	\$45,710	2	\$71,014	2	\$71,014	236	\$58,957	158	\$65,496	78	\$45,710	
0665	SPEECH PATHOLOGY AND AUDIOLOGY	701	\$53,970	240	\$59,662	461	\$51,006	43	\$62,357	6	\$75,214	37	\$60,272	628	\$53,669	229	\$59,503	399	\$50,321	
0668	PODIATRIST	263	\$47,384	207	\$49,541	56	\$39,412	7	\$43,773	5	\$39,843	2	\$53,598	256	\$47,483	202	\$49,781	54	\$38,887	
0680	DENTAL OFFICER	801	\$84,455	699	\$86,297	102	\$71,830	34	\$81,900	26	\$88,543	8	\$60,309	754	\$84,654	663	\$86,291	91	\$72,729	
0690	INDUSTRIAL HYGIENE	1,494	\$53,568	1,028	\$54,839	466	\$50,764	144	\$66,654	99	\$67,527	45	\$64,735	1,315	\$52,306	905	\$53,619	410	\$49,407	
0696	CONSUMER SAFETY	1,897	\$58,014	1,092	\$60,643	805	\$54,448	659	\$66,066	321	\$70,917	338	\$61,460	1,201	\$53,877	747	\$56,576	454	\$49,437	
0600	MEDICAL, HOSPITAL, DENTAL, AND PUBLIC HEALTH	74,777	\$54,382	24,027	\$64,299	50,750	\$49,686	5,934	\$67,434	2,411	\$76,857	3,523	\$60,985	67,383	\$53,386	21,180	\$62,985	46,203	\$48,985	
0701	VETERINARY MEDICAL SCIENCE	1,840	\$57,986	1,494	\$58,585	346	\$55,396	205	\$72,977	144	\$75,816	61	\$66,273	1,609	\$56,066	1,328	\$56,678	281	\$53,172	
0700	VETERINARY MEDICAL SCIENCE	1,840	\$57,986	1,494	\$58,585	346	\$55,396	205	\$72,977	144	\$75,816	61	\$66,273	1,609	\$56,066	1,328	\$56,678	281	\$53,172	
0801	GENERAL ENGINEERING	18,997	\$71,522	17,097	\$72,254	1,900	\$64,934	4,233	\$81,155	3,811	\$82,176	422	\$71,938	14,347	\$68,997	12,895	\$69,673	1,452	\$62,997	
0803	SAFETY ENGINEERING	549	\$63,422	499	\$64,207	50	\$65,582	90	\$77,223	82	\$78,740	8	\$67,308	449	\$60,706	411	\$61,428	38	\$52,892	
0804	FIRE PROTECTION ENGINEERING	148	\$62,830	128	\$63,710	20	\$57,197	64	\$68,779	53	\$70,807	11	\$59,005	82	\$58,414	74	\$58,869	8	\$54,209	
0806	MATERIALS ENGINEERING	1,102	\$65,108	947	\$66,200	155	\$58,435	200	\$72,042	168	\$74,653	32	\$58,335	900	\$63,554	778	\$64,387	122	\$58,243	
0807	LANDSCAPE ARCHITECTURE	622	\$53,349	438	\$55,794	184	\$47,527	42	\$62,034	34	\$64,520	8	\$51,466	571	\$52,699	396	\$55,122	175	\$47,217	
0808	ARCHITECTURE	1,867	\$57,789	1,583	\$58,342	284	\$54,708	407	\$66,473	309	\$68,072	98	\$61,432	1,408	\$55,429	1,231	\$56,026	177	\$51,280	
0810	CIVIL ENGINEERING	12,390	\$58,605	11,131	\$59,470	1,259	\$50,953	1,017	\$70,694	925	\$72,025	92	\$57,317	11,019	\$57,506	9,881	\$58,312	1,138	\$50,505	
0819	ENVIRONMENTAL ENGINEERING	5,463	\$58,848	4,292	\$59,773	1,171	\$55,461	507	\$68,570	376	\$71,147	131	\$61,174	4,816	\$57,975	3,794	\$58,822	1,022	\$54,830	
0830	MECHANICAL ENGINEERING	10,243	\$59,324	9,577	\$59,724	666	\$53,569	1,392	\$64,495	1,288	\$65,178	104	\$56,035	8,765	\$58,557	8,210	\$58,822	555	\$53,159	
0840	NUCLEAR ENGINEERING	2,248	\$69,080	2,117	\$69,533	131	\$61,762	396	\$92,386	377	\$93,268	19	\$74,876	1,852	\$64,097	1,740	\$64,991	112	\$59,538	
0850	ELECTRICAL ENGINEERING	4,542	\$59,315	4,136	\$59,811	406	\$54,260	475	\$66,479	425	\$67,859	50	\$54,748	4,015	\$58,535	3,664	\$58,940	351	\$54,311	
0854	COMPUTER ENGINEERING	2,400	\$63,267	1,951	\$64,030	449	\$59,953	404	\$69,614	328	\$70,397	76	\$66,235	1,993	\$62,001	1,620	\$62,767	373	\$58,674	
0855	ELECTRONICS ENGINEERING	23,566	\$62,830	21,622	\$63,369	1,944	\$56,836	3,044	\$71,578	2,779	\$72,492	265	\$61,993	20,338	\$61,508	18,670	\$61,999	1,668	\$56,006	
0858	BIOMEDICAL ENGINEERING	317	\$58,553	244	\$60,446	73	\$52,227	110	\$65,008	82	\$68,415	28	\$55,031	206	\$55,127	161	\$56,425	45	\$50,482	
0861	AEROSPACE ENGINEERING	7,996	\$67,251	7,185	\$67,980	811	\$60,789	811	\$73,414	701	\$74,586	110	\$65,946	7,160	\$66,575	6,460	\$67,290	700	\$59,982	
0871	NAVAL ARCHITECTURE	788	\$66,460	729	\$67,063	59	\$59,009	459	\$73,070	424	\$73,818	35	\$64,008	326	\$57,217	302	\$57,654	24	\$51,718	
0880	MINING ENGINEERING	251	\$59,027	239	\$59,604	12	\$47,548	10	\$78,981	9	\$79,149	1	\$77,466	241	\$58,200	230	\$58,839	11	\$44,828	
0881	PETROLEUM ENGINEERING	334	\$61,432	302	\$61,783	32	\$58,120	42	\$69,077	35	\$70,535	7	\$61,788	292	\$60,333	267	\$60,636	25	\$57,093	
0890	AGRICULTURAL ENGINEERING	358	\$55,234	315	\$57,066	43	\$41,817	12	\$70,209	12	\$70,209	345	\$54,627	302	\$56,451	43	\$41,817	
0892	CERAMIC ENGINEERING	50	\$70,872	41	\$70,376	9	\$73,133	13	\$79,627	10	\$78,495	3	\$83,401	37	\$67,796	31	\$67,757	6	\$67,999	
0893	CHEMICAL ENGINEERING	1,100	\$62,814	889	\$64,149	211	\$57,189	276	\$66,789	215	\$68,506	61	\$60,735	819	\$61,435	670	\$62,724	149	\$55,642	
0894	WELDING ENGINEERING	44	\$62,432	43	\$62,687	1	\$51,470	9	\$81,727	9	\$81,727	35	\$57,470	34	\$57,647	1	\$51,470	
0896	INDUSTRIAL ENGINEERING	1,544	\$57,430	1,297	\$58,384	247	\$52,425	140	\$66,133	118	\$67,701	22	\$57,722	1,372	\$56,541	1,150	\$57,455	222	\$51,806	
0800	ENGINEERING AND ARCHITECTURE	96,919	\$63,516	86,802	\$64,243	10,117	\$57,278	14,153	\$73,753	12,570	\$74,978	1,583	\$64,025	81,388	\$61,818	72,971	\$62,482	8,417	\$56,063	
0904	LAW CLERK	280	\$39,092	142	\$39,589	138	\$38,581	130	\$39,127	74	\$39,795	56	\$38,243	150	\$39,062	68	\$39,364	82	\$38,812	
0905	GENERAL ATTORNEY	25,385	\$79,867	15,750	\$82,627	9,635	\$75,357	11,490	\$82,298	6,936	\$85,239	4,554	\$77,817	13,641	\$77,960	8,635	\$80,702	5,006	\$73,230	
0935	ADMINISTRATIVE LAW JUDGE	1,387	\$103,150	1,231	\$103,318	156	\$101,827	151	\$109,525	125	\$110,198	26	\$106,291	1,223	\$102,400	1,095	\$102,577	128	\$100,884	
0900	LEGAL AND KINDRED	27,052	\$80,639	17,123	\$83,757	9,929	\$75,262	11,771	\$82,170	7,135	\$85,205	4,636	\$77,499	15,014	\$79,562	9,798	\$82,860	5,216	\$73,367	
1015	MUSEUM CURATOR	368	\$57,507	212	\$60,759	156	\$53,089	161	\$69,844	90	\$74,728	71	\$63,654	204	\$47,968	120	\$50,559	84	\$44,265	
1000	INFORMATION AND ARTS	368	\$57,507	212	\$60,759	156	\$53,089	161	\$69,844	90	\$74,728	71	\$63,654	204	\$47,968	120	\$50,559	84	\$44,265	
1102	CONTRACTING	28,210	\$51,534	11,544	\$55,889	16,666	\$48,517	5,593	\$60,616	2,201	\$66,713	3,392	\$56,660	21,961	\$49,314	8,963	\$53,424	12,998	\$46,480	
1100	BUSINESS AND INDUSTRY	28,210	\$51,534	11,544	\$55,889	16,666	\$48,517	5,593	\$60,616	2,201	\$66,713	3,392	\$56,660	21,961	\$49,314	8,963	\$53,424	12,998	\$46,480	
1220	PATENT ADMINISTRATION	78	\$100,012	63	\$101,401	15	\$94,178	78	\$100,012	63	\$101,401	15	\$94,178	
1221	PATENT ADVISER	28	\$74,617	17	\$78,163	11	\$69,138	10	\$77,416	5	\$79,087	5	\$75,745	17	\$72,356	11	\$77,115	6	\$63,633	
1222	PATENT ATTORNEY	211	\$88,532	186	\$89,935	25	\$78,089	130	\$95,068	117	\$95,579	13	\$90,470	81	\$78,042	69	\$80,366	12	\$64,677	
1223	PATENT CLASSIFYING	70	\$75,756	56	\$75,301	14	\$77,577	70	\$75,756	56	\$75,301	14	\$77,577	
1224	PATENT EXAMINING	2,269	\$61,676	1,765	\$63,183	504	\$56,400	2,269	\$61,676	1,765	\$63,183	504	\$56,400	
1226	DESIGN PATENT EXAMINING	50	\$64,573	21	\$68,977	29	\$61,383	50	\$64,573	21	\$68,977	29	\$61,383	
1200	COPYRIGHT, PATENT, AND TRADE-MARK	2,706	\$65,427	2,108	\$67,186	598	\$59,226	2,607	\$64,982	2,027	\$66,675	580	\$59,068	98	\$77,055	80	\$79,			

TABLE W-C2 FULL-TIME CIVILIAN WHITE-COLLAR EMPLOYMENT AND AVERAGE SALARY BY OCCUPATIONAL CATEGORY, OCCUPATION, MAJOR GEOGRAPHIC AREA, AND GENDER, SEPTEMBER 30, 1997

OCCUPATION WITHIN OCCUPATIONAL CATEGORY		ALL AREAS						WASHINGTON, DC-MD-VA-WV METROPOLITAN STATISTICAL AREA						UNITED STATES EXCLUDING WASHINGTON, DC-MD-VA-WV METROPOLITAN STATISTICAL AREA					
CODES	TITLES	TOTAL		MEN		WOMEN		TOTAL		MEN		WOMEN		TOTAL		MEN		WOMEN	
		EMPLOYMENT	AVERAGE SALARY	EMPLOYMENT	AVERAGE SALARY	EMPLOYMENT	AVERAGE SALARY	EMPLOYMENT	AVERAGE SALARY	EMPLOYMENT	AVERAGE SALARY	EMPLOYMENT	AVERAGE SALARY	EMPLOYMENT	AVERAGE SALARY	EMPLOYMENT	AVERAGE SALARY	EMPLOYMENT	AVERAGE SALARY
PROFESSIONAL																			
1320	CHEMISTRY	6,348	\$61,253	4,592	\$63,557	1,756	\$55,228	2,277	\$68,229	1,584	\$71,025	693	\$61,838	4,011	\$57,513	2,965	\$59,762	1,046	\$51,137
1321	METALLURGY	157	\$74,150	141	\$75,565	16	\$61,672	75	\$82,674	70	\$83,770	5	\$67,332	82	\$66,353	71	\$67,477	11	\$59,099
1330	ASTRONOMY AND SPACE SCIENCE	452	\$80,061	417	\$80,509	35	\$74,723	263	\$79,839	245	\$80,576	18	\$69,811	189	\$80,369	172	\$80,413	17	\$79,923
1340	METEOROLOGY	2,929	\$58,342	2,677	\$58,910	252	\$52,309	376	\$71,046	331	\$71,832	45	\$65,266	2,523	\$56,534	2,319	\$57,148	204	\$49,554
1350	GEOLOGY	1,829	\$60,454	1,482	\$62,194	347	\$53,024	242	\$76,441	185	\$79,539	57	\$66,386	1,580	\$58,023	1,290	\$59,737	290	\$50,398
1360	OCEANOGRAPHY	661	\$63,881	541	\$65,943	120	\$54,583	159	\$71,364	131	\$73,056	28	\$63,444	499	\$61,540	407	\$63,722	92	\$51,887
1370	CARTOGRAPHY	1,097	\$53,238	845	\$54,475	252	\$49,091	525	\$56,957	405	\$58,097	120	\$53,110	571	\$49,802	439	\$51,114	132	\$45,437
1372	GEODESY	96	\$62,708	79	\$63,467	17	\$59,182	71	\$65,248	55	\$66,641	16	\$60,459	25	\$55,496	24	\$56,193	1	\$38,758
1373	LAND SURVEYING	479	\$48,140	458	\$48,387	21	\$42,762	12	\$56,554	12	\$56,554	466	\$47,955	445	\$48,200	21	\$42,762
1380	FOREST PRODUCTS TECHNOLOGY	42	\$65,193	35	\$68,234	7	\$49,988	1	\$71,011	1	\$71,011	41	\$65,051	34	\$68,152	7	\$49,988
1382	FOOD TECHNOLOGY	217	\$59,099	152	\$61,291	65	\$53,975	58	\$65,324	35	\$70,792	23	\$57,003	159	\$56,829	117	\$58,449	42	\$52,317
1384	TEXTILE TECHNOLOGY	82	\$52,871	38	\$56,333	44	\$49,881	3	\$59,459	3	\$59,459	79	\$52,621	38	\$56,333	41	\$49,180
1386	PHOTOGRAPHIC TECHNOLOGY	31	\$57,474	30	\$57,387	1	\$60,092	16	\$59,670	15	\$59,642	1	\$60,092	15	\$55,132	15	\$55,132
1300	PHYSICAL SCIENCES	27,596	\$63,875	22,354	\$65,644	5,242	\$56,331	7,740	\$74,505	6,180	\$76,727	1,560	\$65,705	19,632	\$59,763	15,991	\$61,429	3,641	\$52,443
1410	LIBRARIAN	2,747	\$53,895	899	\$55,689	1,848	\$53,022	1,662	\$58,881	609	\$59,802	1,053	\$58,348	969	\$46,159	255	\$46,981	714	\$45,865
1420	ARCHIVIST	489	\$54,359	305	\$56,323	184	\$51,102	317	\$56,755	196	\$58,921	121	\$53,248	172	\$49,942	109	\$51,652	63	\$46,982
1400	LIBRARY AND ARCHIVES	3,236	\$53,965	1,204	\$55,850	2,032	\$52,848	1,979	\$58,540	805	\$59,587	1,174	\$57,822	1,141	\$46,729	364	\$48,380	777	\$45,956
1510	ACTUARY	195	\$69,231	144	\$71,423	51	\$63,040	113	\$64,589	79	\$66,853	34	\$59,329	82	\$75,627	65	\$76,978	17	\$70,463
1515	OPERATIONS RESEARCH	3,374	\$68,441	2,562	\$70,569	812	\$61,725	963	\$78,666	744	\$80,806	219	\$71,396	2,372	\$64,403	1,787	\$66,456	585	\$58,131
1520	MATHEMATICS	1,575	\$64,565	1,096	\$66,507	479	\$60,121	262	\$73,842	193	\$75,534	69	\$69,111	1,312	\$62,694	902	\$64,552	410	\$58,608
1529	MATHEMATICAL STATISTICIAN	1,097	\$66,493	747	\$68,980	350	\$61,184	804	\$67,775	534	\$70,287	270	\$62,807	292	\$62,948	212	\$65,681	80	\$55,706
1530	STATISTICIAN	2,599	\$60,558	1,538	\$63,443	1,061	\$56,377	1,603	\$64,614	869	\$67,752	734	\$60,898	991	\$54,056	667	\$57,777	324	\$46,394
1550	COMPUTER SCIENCE	3,204	\$61,254	2,216	\$63,033	988	\$57,264	923	\$70,129	661	\$72,301	262	\$64,648	2,280	\$57,666	1,554	\$59,099	726	\$54,600
1500	MATHEMATICS AND STATISTICS	12,044	\$64,157	8,303	\$66,574	3,741	\$58,792	4,668	\$69,665	3,080	\$72,786	1,588	\$63,613	7,329	\$60,670	5,187	\$62,905	2,142	\$55,257
1701	GENERAL EDUCATION AND TRAINING	10,594	\$46,847	3,496	\$54,294	7,098	\$43,180	477	\$66,987	192	\$77,487	285	\$59,914	3,394	\$48,213	1,406	\$59,879	1,988	\$39,962
1710	EDUCATION AND VOCATIONAL TRAINING	5,433	\$46,281	1,702	\$53,922	3,731	\$42,795	185	\$55,111	53	\$67,254	132	\$50,236	4,859	\$45,525	1,541	\$53,255	3,318	\$41,936
1720	EDUCATION PROGRAM	454	\$67,433	180	\$71,531	274	\$64,740	379	\$69,948	138	\$75,523	241	\$66,756	73	\$54,498	41	\$57,707	32	\$50,385
1725	PUBLIC HEALTH EDUCATOR	75	\$53,515	19	\$52,697	56	\$53,792	9	\$64,738	1	\$98,714	8	\$60,491	63	\$52,740	17	\$50,845	46	\$53,441
1730	EDUCATION RESEARCH	57	\$81,335	26	\$85,346	31	\$77,971	56	\$81,548	25	\$85,983	31	\$77,971	1	\$69,412	1	\$69,412
1740	EDUCATION SERVICES	1,255	\$45,703	645	\$47,784	610	\$43,502	52	\$53,294	12	\$64,568	40	\$49,912	994	\$45,519	517	\$47,567	477	\$43,298
1750	INSTRUCTIONAL SYSTEMS	1,570	\$53,698	860	\$54,856	710	\$52,296	153	\$63,033	58	\$66,073	95	\$61,178	1,395	\$52,620	791	\$54,011	604	\$50,798
1700	EDUCATION	19,438	\$47,776	6,928	\$54,226	12,510	\$44,204	1,311	\$65,769	479	\$74,571	832	\$60,702	10,779	\$47,394	4,314	\$54,907	6,465	\$42,381
TOTAL PROFESSIONAL		395,936	\$59,097	248,771	\$63,235	147,165	\$52,102	75,918	\$70,833	49,349	\$74,790	26,569	\$63,482	304,419	\$56,591	192,046	\$60,504	112,373	\$49,905
ADMINISTRATIVE																			
0006	CORRECTIONAL INSTITUTION ADMINISTRATION	1,663	\$62,052	1,238	\$63,690	425	\$57,283	222	\$72,008	153	\$74,566	69	\$66,337	1,431	\$60,546	1,077	\$62,182	354	\$55,566
0011	BOND SALES PROMOTION	111	\$55,025	87	\$58,269	24	\$43,266	8	\$65,470	6	\$73,590	2	\$41,107	103	\$54,214	81	\$57,134	22	\$43,462
0018	SAFETY AND OCCUPATIONAL HEALTH MANAGEMENT	4,271	\$50,462	3,379	\$51,168	892	\$47,788	425	\$62,956	298	\$65,737	127	\$56,431	3,679	\$49,201	2,938	\$49,899	741	\$46,433
0023	OUTDOOR RECREATION PLANNING	646	\$45,907	407	\$48,187	239	\$42,025	40	\$63,429	26	\$66,804	14	\$57,162	604	\$44,775	380	\$46,930	224	\$41,121
0025	PARK RANGER	5,682	\$37,709	4,087	\$38,850	1,595	\$34,785	303	\$39,920	193	\$40,422	110	\$39,040	5,349	\$37,576	3,871	\$38,767	1,478	\$34,455
0028	ENVIRONMENTAL PROTECTION SPECIALIST	5,551	\$53,462	3,373	\$54,259	2,178	\$52,227	1,313	\$66,292	717	\$68,686	596	\$63,412	4,082	\$49,825	2,542	\$50,783	1,540	\$48,244
0030	SPORTS SPECIALIST	587	\$35,313	493	\$35,908	94	\$32,194	43	\$37,193	29	\$37,690	14	\$36,162	409	\$36,082	346	\$36,845	63	\$31,889
0050	FUNERAL DIRECTING	44	\$48,440	40	\$48,529	4	\$47,546	2	\$71,824	2	\$71,824	15	\$51,905	13	\$52,047	2	\$50,982
0062	CLOTHING DESIGN	25	\$49,206	7	\$51,524	18	\$48,305	25	\$49,206	7	\$51,524	18	\$48,305	
0080	SECURITY ADMINISTRATION	6,315	\$51,976	3,978	\$54,677	2,337	\$47,379	2,077	\$58,429	1,199	\$63,438	878	\$51,588	3,788	\$48,198	2,392	\$50,232	1,396	\$44,714
0000	MISCELLANEOUS OCCUPATIONS	24,895	\$48,918	17,089	\$50,075	7,806	\$46,387	4,433	\$60,465	2,623	\$63,868	1,810	\$55,533	19,485	\$46,395	13,647	\$47,566	5,838	\$43,657
0105	SOCIAL INSURANCE ADMINISTRATION	25,323	\$48,843	8,673	\$52,008	16,650	\$47,194	232	\$48,216	50	\$50,927	182	\$47,471	24,857	\$48,884	8,542	\$52,069	16,315	\$47,217
0106	UNEMPLOYMENT INSURANCE	118	\$65,738	69	\$68,283	49	\$62,154	47	\$69,425	26	\$71,205	21	\$67,222	71	\$63,297	43	\$66,516	28	\$58,354
0107	HEALTH INSURANCE ADMINISTRATION	1,556	\$59,966	597	\$66,420	959	\$55,948	39	\$60,771	6	\$73,000	33	\$58,548	1,514	\$59,974	590	\$66,371	924	\$55,889
0132	INTELLIGENCE	4,726	\$55,107	2,996	\$58,394	1,730	\$49,414	1,658	\$61,177	1,057	\$64,201	601	\$55,858	2,794	\$51,636	1,738	\$55,177	1,056	\$45,808
0136	INTERNATIONAL COOPERATION	27	\$62,729	8	\$65,447	19	\$61,585	24	\$64,835	5	\$77,184	19	\$61,585
0142	MANPOWER DEVELOPMENT	448	\$62,935	233	\$67,861	215	\$57,861	118	\$68,964	59	\$73,548	59	\$64,380	328	\$60,849	173	\$65,603	155	\$55,543
0160	CIVIL RIGHTS ANALYSIS	57	\$63,398	24	\$72,152	33	\$57,032	41	\$58,450	13	\$64,717	28	\$55,541	16	\$76,077	11	\$80,938	5	\$65,383
0187	SOCIAL SERVICES	569	\$33,680	174	\$36,610	395	\$32,390	21	\$58,357	12	\$72,924	9	\$38,936	443	\$32,677	124	\$32,862	319	\$32,605
0188	RECREATION SPECIALIST	1,853																	

TABLE W-C2 FULL-TIME CIVILIAN WHITE-COLLAR EMPLOYMENT AND AVERAGE SALARY BY OCCUPATIONAL CATEGORY, OCCUPATION, MAJOR GEOGRAPHIC AREA, AND GENDER, SEPTEMBER 30, 1997

OCCUPATION WITHIN OCCUPATIONAL CATEGORY		ALL AREAS						WASHINGTON, DC-MD-VA-WV METROPOLITAN STATISTICAL AREA						UNITED STATES EXCLUDING WASHINGTON, DC-MD-VA-WV METROPOLITAN STATISTICAL AREA					
CODES	TITLES	TOTAL		MEN		WOMEN		TOTAL		MEN		WOMEN		TOTAL		MEN		WOMEN	
		EMPLOYMENT	AVERAGE SALARY	EMPLOYMENT	AVERAGE SALARY	EMPLOYMENT	AVERAGE SALARY	EMPLOYMENT	AVERAGE SALARY	EMPLOYMENT	AVERAGE SALARY	EMPLOYMENT	AVERAGE SALARY	EMPLOYMENT	AVERAGE SALARY	EMPLOYMENT	AVERAGE SALARY	EMPLOYMENT	AVERAGE SALARY
ADMINISTRATIVE																			
0205	MILITARY PERSONNEL MANAGEMENT	1,739	\$45,134	982	\$47,170	757	\$42,492	516	\$48,870	212	\$52,543	304	\$46,309	1,185	\$43,619	738	\$45,802	447	\$40,015
0212	PERSONNEL STAFFING	1,981	\$48,658	390	\$52,931	1,591	\$47,611	504	\$54,432	83	\$60,871	421	\$53,163	1,423	\$46,741	298	\$50,892	1,125	\$45,642
0221	POSITION CLASSIFICATION	978	\$52,707	389	\$55,732	589	\$49,879	246	\$59,920	100	\$64,590	146	\$56,721	688	\$49,626	265	\$52,751	423	\$47,668
0222	OCCUPATIONAL ANALYSIS	29	\$53,163	17	\$55,413	12	\$49,976	5	\$67,287	4	\$67,719	1	\$65,559	24	\$50,221	13	\$51,626	11	\$48,560
0223	SALARY AND WAGE ADMINISTRATION	144	\$51,905	59	\$57,342	85	\$48,132	77	\$56,289	29	\$63,404	48	\$51,991	67	\$46,867	30	\$51,482	37	\$43,126
0230	EMPLOYEE RELATIONS	1,642	\$50,533	421	\$56,191	1,221	\$48,582	546	\$56,485	116	\$63,281	430	\$54,652	1,052	\$47,580	286	\$53,676	766	\$45,304
0233	LABOR RELATIONS	1,083	\$56,791	555	\$60,618	528	\$52,769	254	\$65,607	140	\$70,251	114	\$59,904	816	\$54,067	407	\$57,385	409	\$50,765
0235	EMPLOYEE DEVELOPMENT	1,990	\$53,715	661	\$58,635	1,329	\$51,268	581	\$60,409	160	\$67,206	421	\$57,826	1,389	\$50,991	493	\$55,943	896	\$48,266
0241	MEDIATION	214	\$73,763	176	\$75,171	38	\$67,244	23	\$82,461	17	\$87,091	6	\$69,343	191	\$72,716	159	\$73,896	32	\$66,851
0243	APPRENTICESHIP AND TRAINING	147	\$54,953	99	\$59,568	48	\$45,436	4	\$65,223	2	\$64,149	2	\$66,297	143	\$54,666	97	\$59,473	46	\$44,529
0244	LABOR MANAGEMENT RELATIONS EXAMINING	374	\$66,855	239	\$71,110	135	\$59,321	11	\$68,413	7	\$74,022	4	\$58,597	361	\$66,825	230	\$71,086	131	\$59,344
0246	CONTRACTOR INDUSTRIAL RELATIONS	125	\$58,074	60	\$65,501	65	\$51,217	8	\$80,553	4	\$85,738	4	\$75,369	117	\$56,536	56	\$64,055	61	\$49,634
0249	WAGE AND HOUR COMPLIANCE	1,136	\$50,784	666	\$53,185	470	\$47,383	49	\$62,466	23	\$69,802	26	\$55,976	1,067	\$50,310	632	\$52,577	435	\$47,017
0260	EQUAL EMPLOYMENT OPPORTUNITY	2,507	\$55,166	779	\$59,110	1,728	\$53,388	889	\$62,152	276	\$67,076	613	\$59,935	1,544	\$51,650	479	\$55,174	1,065	\$50,065
0270	FEDERAL RETIREMENT BENEFITS	444	\$45,268	141	\$47,947	303	\$44,021	304	\$49,264	103	\$51,734	201	\$47,998	140	\$36,591	38	\$37,682	102	\$36,184
0200	PERSONNEL MANAGEMENT AND INDUSTRIAL RELATIONS	25,511	\$53,924	9,007	\$58,835	16,504	\$51,245	7,580	\$60,714	2,272	\$67,173	5,308	\$57,948	17,229	\$51,112	6,446	\$56,168	10,783	\$48,089
0301	MISCELLANEOUS ADMINISTRATION AND PROGRAM	50,515	\$57,256	25,455	\$63,118	25,060	\$51,302	17,234	\$65,027	7,001	\$76,023	10,233	\$57,505	31,789	\$53,454	17,418	\$58,683	14,371	\$47,117
0334	COMPUTER SPECIALIST	55,301	\$53,806	33,481	\$55,662	21,820	\$50,958	16,699	\$61,387	9,803	\$63,975	6,896	\$57,708	36,873	\$50,730	22,285	\$52,551	14,588	\$47,947
0340	PROGRAM MANAGEMENT	7,211	\$85,326	5,219	\$87,073	1,992	\$80,749	1,741	\$102,147	1,215	\$104,243	526	\$97,306	5,085	\$79,547	3,726	\$81,456	1,359	\$74,315
0341	ADMINISTRATIVE OFFICER	7,989	\$52,005	2,473	\$62,303	5,516	\$47,389	1,979	\$58,922	487	\$76,703	1,492	\$53,118	5,256	\$47,734	1,495	\$55,914	3,761	\$44,483
0342	SUPPORT SERVICES ADMINISTRATION	3,793	\$41,518	1,732	\$44,510	2,061	\$39,003	545	\$56,321	267	\$61,171	278	\$51,656	3,086	\$38,437	1,355	\$40,423	1,731	\$36,882
0343	MANAGEMENT AND PROGRAM ANALYSIS	39,492	\$55,882	15,044	\$61,487	24,448	\$52,433	17,188	\$62,303	6,147	\$69,828	11,041	\$58,118	21,524	\$50,916	8,455	\$55,747	13,069	\$47,791
0346	LOGISTICS MANAGEMENT	11,266	\$54,605	7,916	\$56,268	3,350	\$50,677	1,099	\$63,423	656	\$66,807	443	\$58,412	9,707	\$53,730	6,865	\$55,489	2,842	\$49,480
0360	EQUAL OPPORTUNITY COMPLIANCE	1,807	\$56,679	793	\$59,081	1,014	\$54,800	285	\$65,615	115	\$71,008	170	\$61,967	1,512	\$55,055	672	\$57,108	840	\$53,412
0391	TELECOMMUNICATIONS	6,904	\$51,603	5,147	\$53,111	1,757	\$47,184	2,035	\$60,171	1,436	\$62,752	599	\$53,985	4,453	\$48,337	3,335	\$49,885	1,118	\$43,717
0300	GENERAL ADMINISTRATION, CLERICAL, AND OFFICE SERVICES	184,278	\$56,093	97,260	\$60,112	87,018	\$51,602	58,805	\$63,815	27,127	\$70,447	31,678	\$58,136	119,285	\$52,478	65,606	\$56,277	53,679	\$47,834
0501	FINANCIAL ADMINISTRATION AND PROGRAM	8,620	\$51,672	3,435	\$57,681	5,185	\$47,691	2,218	\$59,223	827	\$68,757	1,391	\$53,555	6,210	\$49,084	2,489	\$54,306	3,721	\$45,592
0505	FINANCIAL MANAGEMENT	1,599	\$72,570	1,111	\$75,614	488	\$65,640	305	\$92,256	216	\$97,130	89	\$80,426	1,078	\$67,326	742	\$69,749	336	\$61,977
0560	BUDGET ANALYSIS	12,887	\$49,178	3,742	\$55,883	9,145	\$46,435	3,871	\$60,754	1,316	\$69,678	2,555	\$56,158	8,528	\$44,372	2,223	\$48,957	6,305	\$42,756
0570	FINANCIAL INSTITUTION EXAMINING	4,463	\$65,175	3,228	\$66,975	1,235	\$60,471	235	\$87,409	161	\$88,994	74	\$83,960	4,213	\$63,945	3,057	\$65,830	1,156	\$58,961
0580	CREDIT UNION EXAMINER	672	\$59,894	483	\$62,250	189	\$53,873	44	\$73,293	29	\$78,752	15	\$62,740	626	\$58,984	452	\$61,246	174	\$53,108
0500	ACCOUNTING AND BUDGET	28,241	\$54,047	11,999	\$61,465	16,242	\$48,567	6,673	\$62,706	2,549	\$73,028	4,124	\$56,326	20,655	\$51,422	8,963	\$58,538	11,692	\$45,967
0603	PHYSICIAN'S ASSISTANT	1,998	\$54,107	1,389	\$54,570	609	\$53,051	26	\$54,145	4	\$55,021	22	\$53,986	1,957	\$54,166	1,373	\$54,646	584	\$53,039
0669	MEDICAL RECORDS ADMINISTRATION	501	\$41,355	57	\$40,518	444	\$41,462	53	\$42,372	13	\$39,709	40	\$43,238	438	\$41,317	43	\$40,795	395	\$41,374
0670	HEALTH SYSTEM ADMINISTRATION	588	\$77,973	420	\$82,330	168	\$67,079	13	\$81,803	11	\$86,881	2	\$83,879	571	\$77,926	406	\$82,220	165	\$67,360
0671	HEALTH SYSTEM SPECIALIST	1,640	\$51,491	728	\$56,126	912	\$47,791	158	\$63,226	88	\$68,445	70	\$56,664	1,432	\$50,673	623	\$54,797	809	\$47,498
0673	HOSPITAL HOUSEKEEPING MANAGEMENT	230	\$52,757	199	\$54,329	31	\$42,670	10	\$58,709	7	\$66,585	3	\$40,333	217	\$52,602	190	\$53,940	27	\$43,185
0685	PUBLIC HEALTH PROGRAM SPECIALIST	1,488	\$62,305	746	\$64,666	742	\$59,931	533	\$69,606	175	\$75,402	358	\$66,772	884	\$57,505	532	\$60,671	352	\$52,718
0688	SANITARIAN	44	\$42,600	29	\$45,422	15	\$37,144	2	\$74,739	2	\$74,739	42	\$41,069	27	\$43,250	15	\$37,144
0600	MEDICAL, HOSPITAL, DENTAL, AND PUBLIC HEALTH	6,489	\$56,378	3,568	\$59,954	2,921	\$52,010	795	\$66,092	300	\$71,754	495	\$62,660	5,541	\$55,068	3,194	\$58,859	2,347	\$49,910
0828	CONSTRUCTION ANALYST	342	\$49,272	310	\$49,668	32	\$45,435	14	\$60,751	13	\$62,967	1	\$31,940	324	\$48,874	293	\$49,192	31	\$45,870
0873	SHIP SURVEYING	148	\$58,448	145	\$58,645	3	\$48,897	6	\$65,719	6	\$65,719	127	\$58,602	124	\$58,837	3	\$48,897
0800	ENGINEERING AND ARCHITECTURE	490	\$52,044	455	\$52,529	35	\$45,732	20	\$62,241	19	\$63,836	1	\$31,940	451	\$51,613	417	\$52,060	34	\$46,138
0920	ESTATE TAX EXAMINING	1	\$41,258	1	\$41,258	1	\$41,258	1	\$41,258
0930	HEARINGS AND APPEALS	1,734	\$66,467	1,186	\$69,275	548	\$60,391	120	\$69,770	75	\$72,385	45	\$65,412	1,611	\$66,245	1,110	\$69,073	501	\$59,979
0945	CLERK OF COURT	31	\$35,027	8	\$30,025	23	\$36,767	25	\$36,700	7	\$30,807	18	\$38,992	6	\$28,055	1	\$24,553	5	\$28,755
0950	PARALEGAL SPECIALIST	5,701	\$44,228	1,266	\$48,055	4,435	\$43,136	2,336	\$46,030	611	\$50,260	1,725	\$44,532	3,326	\$43,051	644	\$46,144	2,682	\$42,309
0958	PENSION LAW SPECIALIST	124	\$57,265	51	\$66,571	73	\$50,763	124	\$57,265	51	\$66,571	73	\$50,763
0965	LAND LAW EXAMINING	268	\$39,008	47	\$40,775	221	\$38,632	15	\$46,178	5	\$45,167	10	\$46,684	253	\$38,583	42	\$40,252	211	\$38,251
0967	PASSPORT AND VISA EXAMINING	1,209	\$58,558	671	\$61,335	538	\$55,095	355	\$66,484	181	\$68,412	174	\$64,479	343	\$36,855	146	\$36,932	197	\$36,798
0987	TAX LAW SPECIALIST	332	\$68,320	209	\$72,733	123	\$60,822	267	\$73,455	193	\$74,825	74	\$69,880	64	\$47,334	16	\$47,933	48	\$47,281
0990	GENERAL CLAIMS EXAMINING	79	\$50,434	32	\$52,745	47	\$48,860	29	\$51,675	12	\$53,123	17	\$50,652	48	\$50,102	20	\$5		

TABLE W-C2 FULL-TIME CIVILIAN WHITE-COLLAR EMPLOYMENT AND AVERAGE SALARY BY OCCUPATIONAL CATEGORY, OCCUPATION, MAJOR GEOGRAPHIC AREA, AND GENDER, SEPTEMBER 30, 1997

OCCUPATION WITHIN OCCUPATIONAL CATEGORY		ALL AREAS						WASHINGTON, DC-MD-VA-WV METROPOLITAN STATISTICAL AREA						UNITED STATES EXCLUDING WASHINGTON, DC-MD-VA-WV METROPOLITAN STATISTICAL AREA					
CODES	TITLES	TOTAL		MEN		WOMEN		TOTAL		MEN		WOMEN		TOTAL		MEN		WOMEN	
		EMPLOYMENT	AVERAGE SALARY	EMPLOYMENT	AVERAGE SALARY	EMPLOYMENT	AVERAGE SALARY	EMPLOYMENT	AVERAGE SALARY	EMPLOYMENT	AVERAGE SALARY	EMPLOYMENT	AVERAGE SALARY	EMPLOYMENT	AVERAGE SALARY	EMPLOYMENT	AVERAGE SALARY	EMPLOYMENT	AVERAGE SALARY
ADMINISTRATIVE																			
1008	INTERIOR DESIGN	220	\$45,536	32	\$49,991	188	\$44,778	26	\$58,988	4	\$63,641	22	\$58,142	190	\$43,771	28	\$48,041	162	\$43,033
1035	PUBLIC AFFAIRS	4,262	\$53,170	1,802	\$57,146	2,460	\$50,257	1,408	\$62,648	569	\$67,712	839	\$59,213	2,758	\$48,688	1,187	\$52,592	1,571	\$45,737
1040	LANGUAGE SPECIALIST	634	\$46,922	274	\$45,669	360	\$45,669	161	\$56,142	71	\$57,581	90	\$55,007	415	\$43,551	177	\$44,626	238	\$42,751
1051	MUSIC SPECIALIST	18	\$50,932	15	\$53,743	3	\$36,878	6	\$69,093	6	\$69,093	12	\$41,852	9	\$43,510	3	\$36,878
1054	THEATER SPECIALIST	14	\$38,422	12	\$38,778	2	\$36,283	5	\$41,902	3	\$45,648	2	\$36,283	7	\$37,045	7	\$37,045
1056	ART SPECIALIST	115	\$37,342	66	\$38,551	49	\$35,713	13	\$44,611	8	\$46,313	5	\$41,886	80	\$36,469	47	\$37,467	33	\$35,047
1071	AUDIOVISUAL PRODUCTION	1,161	\$48,813	923	\$49,405	238	\$46,518	410	\$56,145	285	\$58,069	125	\$51,758	707	\$45,117	601	\$45,867	106	\$40,862
1082	WRITING AND EDITING	1,533	\$47,115	446	\$51,443	1,087	\$45,339	801	\$52,527	236	\$57,946	565	\$50,264	678	\$41,768	188	\$45,822	490	\$40,497
1083	TECHNICAL WRITING AND EDITING	1,220	\$47,966	501	\$49,872	719	\$46,637	277	\$54,349	80	\$56,861	197	\$53,329	942	\$46,089	420	\$48,546	522	\$44,112
1084	VISUAL INFORMATION	1,907	\$45,654	1,049	\$47,664	858	\$43,197	723	\$51,107	385	\$54,153	338	\$47,637	1,154	\$42,443	640	\$44,174	514	\$40,289
1000	INFORMATION AND ARTS	13,210	\$50,459	6,356	\$53,046	6,854	\$48,059	5,343	\$56,843	2,519	\$59,820	2,824	\$54,187	7,513	\$46,285	3,633	\$48,800	3,880	\$43,930
1101	GENERAL BUSINESS AND INDUSTRY	12,081	\$59,732	7,212	\$62,817	4,869	\$55,162	2,667	\$67,791	1,322	\$74,644	1,345	\$61,054	8,973	\$57,192	5,551	\$59,913	3,422	\$52,780
1103	INDUSTRIAL PROPERTY MANAGEMENT	694	\$48,087	386	\$50,166	308	\$45,481	53	\$53,277	26	\$58,777	27	\$47,982	617	\$47,608	343	\$49,511	274	\$45,226
1104	PROPERTY DISPOSAL	962	\$43,716	497	\$45,956	465	\$41,322	91	\$50,528	42	\$55,316	49	\$46,424	806	\$42,967	409	\$45,115	397	\$40,754
1130	PUBLIC UTILITIES SPECIALIST	680	\$56,665	386	\$62,720	294	\$48,716	202	\$63,104	133	\$66,789	69	\$56,001	478	\$53,944	253	\$60,581	225	\$46,481
1140	TRADE SPECIALIST	668	\$58,813	391	\$62,982	277	\$52,929	411	\$59,002	235	\$63,165	176	\$53,443	255	\$58,301	154	\$62,412	101	\$52,033
1144	COMMISSARY MANAGEMENT	1,462	\$43,371	1,103	\$45,085	359	\$38,104	36	\$49,116	32	\$49,516	4	\$45,918	1,114	\$44,331	829	\$46,239	285	\$38,780
1145	AGRICULTURAL PROGRAM SPECIALIST	339	\$55,600	217	\$58,211	122	\$50,956	81	\$60,271	42	\$65,160	39	\$55,007	256	\$54,278	174	\$56,663	82	\$49,218
1146	AGRICULTURAL MARKETING	551	\$57,220	344	\$60,587	207	\$51,624	349	\$61,423	205	\$66,954	144	\$53,548	202	\$49,958	139	\$51,197	63	\$47,226
1147	AGRICULTURAL MARKET REPORTING	171	\$46,376	124	\$49,947	47	\$36,956	14	\$59,283	11	\$64,991	3	\$38,352	157	\$45,225	113	\$48,483	44	\$36,860
1150	INDUSTRIAL SPECIALIST	1,718	\$52,711	1,379	\$53,732	339	\$48,556	149	\$68,161	110	\$70,027	39	\$62,898	1,532	\$51,295	1,234	\$52,411	298	\$46,674
1160	FINANCIAL ANALYSIS	1,446	\$60,405	824	\$64,668	622	\$54,758	514	\$69,933	334	\$72,506	180	\$65,159	929	\$55,170	488	\$59,363	441	\$50,530
1161	CROP INSURANCE ADMINISTRATION	1	\$51,089	1	\$51,089	1	\$51,089	1	\$51,089
1162	CROP INSURANCE UNDERWRITING	75	\$53,608	60	\$55,813	15	\$44,790	75	\$53,608	60	\$55,813	15	\$44,790	
1163	INSURANCE EXAMINING	60	\$63,883	47	\$65,098	13	\$59,489	34	\$69,203	26	\$70,979	8	\$63,432	26	\$56,925	21	\$57,816	5	\$53,181
1165	LOAN SPECIALIST	4,269	\$46,943	2,375	\$50,897	1,894	\$41,985	301	\$65,721	168	\$70,802	133	\$59,302	3,877	\$45,664	2,153	\$49,585	1,724	\$40,767
1169	INTERNAL REVENUE OFFICER	7,352	\$49,566	3,842	\$51,715	3,510	\$47,213	196	\$47,085	111	\$48,043	85	\$45,833	7,102	\$49,645	3,691	\$51,857	3,411	\$47,252
1170	REALTY	3,185	\$49,694	1,616	\$53,728	1,569	\$45,539	354	\$64,047	192	\$69,617	162	\$57,447	2,774	\$47,860	1,386	\$51,540	1,388	\$44,185
1171	APPRAISING	847	\$53,276	666	\$54,473	181	\$48,870	40	\$69,236	25	\$76,142	15	\$57,728	802	\$52,537	636	\$53,703	166	\$48,069
1173	HOUSING MANAGEMENT	2,487	\$37,322	986	\$40,076	1,501	\$35,513	172	\$50,406	71	\$58,136	101	\$44,972	1,972	\$36,593	748	\$39,137	1,224	\$35,038
1176	BUILDING MANAGEMENT	1,246	\$51,743	923	\$53,748	323	\$46,014	361	\$54,273	261	\$57,072	100	\$46,967	762	\$50,301	543	\$52,261	219	\$45,441
1100	BUSINESS AND INDUSTRY	40,294	\$52,313	23,378	\$55,568	16,916	\$47,814	6,025	\$63,951	3,346	\$68,830	2,679	\$57,856	32,710	\$50,404	18,925	\$53,545	13,785	\$46,091
1210	COPYRIGHT	177	\$50,139	73	\$52,568	104	\$48,434	177	\$50,139	73	\$52,568	104	\$48,434
1200	COPYRIGHT, PATENT, AND TRADE-MARK	177	\$50,139	73	\$52,568	104	\$48,434	177	\$50,139	73	\$52,568	104	\$48,434
1361	NAVIGATIONAL INFORMATION	132	\$50,634	98	\$50,580	34	\$50,788	40	\$56,714	24	\$57,244	16	\$55,918	86	\$48,034	68	\$48,512	18	\$46,227
1397	DOCUMENT ANALYSIS	120	\$54,227	72	\$56,824	48	\$50,332	99	\$53,887	54	\$57,272	45	\$49,825	21	\$55,832	18	\$55,479	3	\$57,951
1300	PHYSICAL SCIENCES	252	\$52,345	170	\$53,225	82	\$50,521	139	\$54,700	78	\$57,264	61	\$51,423	107	\$49,564	86	\$49,970	21	\$47,902
1412	TECHNICAL INFORMATION SERVICES	1,218	\$48,123	361	\$50,761	857	\$47,012	731	\$52,197	231	\$54,504	500	\$51,132	482	\$42,019	127	\$44,093	355	\$41,277
1400	LIBRARY AND ARCHIVES	1,218	\$48,123	361	\$50,761	857	\$47,012	731	\$52,197	231	\$54,504	500	\$51,132	482	\$42,019	127	\$44,093	355	\$41,277
1531	STATISTICAL ASSISTANT	12	\$51,689	4	\$55,058	8	\$50,005	6	\$53,766	1	\$71,017	5	\$50,315	6	\$49,613	3	\$49,738	3	\$49,487
1500	MATHEMATICS AND STATISTICS	12	\$51,689	4	\$55,058	8	\$50,005	6	\$53,766	1	\$71,017	5	\$50,315	6	\$49,613	3	\$49,738	3	\$49,487
1601	GENERAL FACILITIES AND EQUIPMENT	2,640	\$50,577	2,266	\$52,650	374	\$38,013	60	\$54,100	39	\$59,163	21	\$44,698	2,493	\$50,632	2,146	\$52,723	347	\$37,696
1630	CEMETERY ADMINISTRATION	112	\$45,669	94	\$45,499	18	\$46,553	3	\$62,195	2	\$65,728	1	\$55,130	70	\$48,701	53	\$49,551	17	\$46,049
1640	FACILITY MANAGEMENT	1,673	\$52,771	1,546	\$53,241	127	\$47,058	186	\$59,277	161	\$60,338	25	\$52,442	1,418	\$52,307	1,317	\$52,800	101	\$45,879
1654	PRINTING MANAGEMENT	1,247	\$52,212	785	\$56,010	462	\$45,759	697	\$56,173	462	\$59,816	235	\$49,012	527	\$46,985	308	\$50,100	219	\$42,605
1658	LAUNDRY AND DRY CLEANING PLANT MANAGEMENT	159	\$40,296	140	\$40,534	19	\$38,541	151	\$40,138	132	\$40,368	19	\$38,541	
1667	STEWARD	314	\$47,457	279	\$48,199	35	\$41,542	14	\$47,131	13	\$48,075	1	\$34,848	296	\$47,456	263	\$48,191	33	\$41,594
1670	EQUIPMENT SPECIALIST	5,578	\$49,043	5,170	\$49,339	408	\$45,305	206	\$55,135	198	\$55,258	8	\$52,076	5,019	\$48,830	4,629	\$49,139	390	\$45,160
1600	EQUIPMENT, FACILITIES, AND SERVICES	11,723	\$50,064	10,280	\$50,979	1,443	\$43,550	1,166	\$56,285	875	\$58,691	291	\$49,052	9,974	\$49,504	8,848	\$50,430	1,126	\$42,225
1702	EDUCATION AND TRAINING TECHNICIAN	209	\$47,716	116	\$47,899	93	\$47,489	22	\$57,541	4	\$64,341	18	\$56,030	175	\$47,013	104	\$47,926	71	\$45,676
1712	TRAINING INSTRUCTION	5,106	\$42,486	3,923	\$42,966	1,183	\$40,892	518	\$48,627	237	\$51,487	281	\$46,214	4,488	\$41,907	3,608	\$42,536	880	\$39,330
1715	VOCATIONAL REHABILITATION	574	\$43,533	432	\$43,975	142	\$42,188	9	\$51,416	4	\$53,481	5	\$49,764	559	\$43,417	423	\$43,903	136	\$41,904
1700	EDUCATION	5,889	\$42,773	4,471	\$43,192	1,418	\$41,454	549	\$49,030	245	\$51,730	304	\$46,						

TABLE W-C2 FULL-TIME CIVILIAN WHITE-COLLAR EMPLOYMENT AND AVERAGE SALARY BY OCCUPATIONAL CATEGORY, OCCUPATION, MAJOR GEOGRAPHIC AREA, AND GENDER, SEPTEMBER 30, 1997

OCCUPATION WITHIN OCCUPATIONAL CATEGORY		ALL AREAS						WASHINGTON, DC-MD-VA-WV METROPOLITAN STATISTICAL AREA						UNITED STATES EXCLUDING WASHINGTON, DC-MD-VA-WV METROPOLITAN STATISTICAL AREA					
		TOTAL		MEN		WOMEN		TOTAL		MEN		WOMEN		TOTAL		MEN		WOMEN	
		EMPLOYMENT	AVERAGE SALARY	EMPLOYMENT	AVERAGE SALARY	EMPLOYMENT	AVERAGE SALARY	EMPLOYMENT	AVERAGE SALARY	EMPLOYMENT	AVERAGE SALARY	EMPLOYMENT	AVERAGE SALARY	EMPLOYMENT	AVERAGE SALARY	EMPLOYMENT	AVERAGE SALARY	EMPLOYMENT	AVERAGE SALARY
CODES	TITLES																		
ADMINISTRATIVE																			
1812	GAME LAW ENFORCEMENT	364	\$53,091	329	\$53,690	35	\$47,453	20	\$61,288	18	\$62,649	2	\$49,036	338	\$52,707	305	\$53,286	33	\$47,357
1815	AIR SAFETY INVESTIGATING	91	\$69,028	83	\$69,679	8	\$62,278	31	\$76,770	29	\$77,606	2	\$64,641	60	\$65,028	54	\$65,421	6	\$61,491
1816	IMMIGRATION INSPECTION	4,554	\$34,996	3,461	\$34,704	1,093	\$35,919	103	\$49,613	64	\$47,924	39	\$52,385	3,992	\$34,875	3,055	\$34,623	937	\$35,696
1822	MINE SAFETY AND HEALTH	1,192	\$56,346	1,150	\$56,582	42	\$49,881	35	\$75,562	31	\$76,773	4	\$66,172	1,153	\$55,774	1,115	\$56,033	38	\$48,166
1825	AVIATION SAFETY	3,574	\$64,842	3,350	\$65,031	224	\$62,021	175	\$77,578	159	\$77,853	16	\$74,842	3,325	\$64,187	3,120	\$64,395	205	\$61,026
1831	SECURITIES COMPLIANCE EXAMINING	203	\$39,648	105	\$40,383	98	\$38,861	12	\$42,290	7	\$41,559	5	\$43,315	191	\$39,482	98	\$40,299	93	\$38,621
1850	AGRICULTURAL COMMODITY WAREHOUSE EXAMINING	72	\$45,514	64	\$45,629	8	\$44,588	72	\$45,514	64	\$45,629	8	\$44,588	
1854	ALCOHOL, TOBACCO, AND FIREARMS INSPECTION	716	\$51,534	380	\$55,169	336	\$47,423	116	\$61,170	55	\$68,838	61	\$54,256	590	\$49,737	320	\$52,934	270	\$45,949
1864	PUBLIC HEALTH QUARANTINE INSPECTION	31	\$47,860	14	\$51,282	17	\$45,042	31	\$47,860	14	\$51,282	17	\$45,042	
1889	IMPORT SPECIALIST	1,253	\$49,334	585	\$52,837	668	\$46,267	32	\$62,572	17	\$67,736	15	\$56,719	1,195	\$49,165	559	\$52,601	636	\$46,145
1890	CUSTOMS INSPECTION	7,299	\$39,668	5,731	\$40,151	1,568	\$37,902	136	\$52,704	103	\$53,349	33	\$50,692	6,803	\$39,493	5,361	\$39,973	1,442	\$37,706
1894	CUSTOMS ENTRY AND LIQUIDATING	474	\$45,807	121	\$48,540	353	\$44,870	4	\$43,216	1	\$59,725	3	\$37,713	461	\$45,946	117	\$48,591	344	\$45,047
1898	ADMEASUREMENT	15	\$51,197	14	\$52,265	1	\$36,236	2	\$68,862	2	\$68,862
1800	INVESTIGATION	66,876	\$53,171	52,822	\$54,486	14,054	\$48,229	6,534	\$63,723	4,925	\$66,212	1,609	\$56,105	58,225	\$52,206	46,181	\$53,456	12,044	\$47,416
1910	QUALITY ASSURANCE	8,873	\$47,450	7,657	\$47,789	1,216	\$45,316	263	\$53,017	204	\$54,172	59	\$49,026	8,281	\$47,355	7,159	\$47,695	1,122	\$45,181
1900	QUALITY ASSURANCE, INSPECTION, AND GRADING	8,873	\$47,450	7,657	\$47,789	1,216	\$45,316	263	\$53,017	204	\$54,172	59	\$49,026	8,281	\$47,355	7,159	\$47,695	1,122	\$45,181
2001	GENERAL SUPPLY	1,673	\$48,680	1,047	\$49,788	626	\$46,845	192	\$52,143	111	\$53,933	81	\$49,690	1,399	\$48,477	860	\$49,765	539	\$46,422
2003	SUPPLY PROGRAM MANAGEMENT	4,744	\$49,644	2,711	\$51,360	2,033	\$47,356	505	\$59,183	262	\$62,107	243	\$56,030	4,032	\$48,626	2,271	\$50,542	1,761	\$46,155
2010	INVENTORY MANAGEMENT	5,764	\$41,276	2,328	\$42,639	3,436	\$40,353	370	\$45,010	178	\$45,918	192	\$44,169	5,300	\$41,045	2,073	\$42,468	3,227	\$40,130
2030	DISTRIBUTION FACILITIES AND STORAGE MANAGEMENT	711	\$46,479	549	\$47,288	162	\$43,735	81	\$52,505	56	\$53,818	25	\$49,564	580	\$46,179	449	\$47,189	131	\$42,717
2032	PACKAGING	293	\$46,292	203	\$47,318	90	\$43,979	9	\$60,686	8	\$62,147	1	\$49,003	283	\$45,842	194	\$46,723	89	\$43,922
2050	SUPPLY CATALOGING	247	\$42,191	103	\$44,228	144	\$40,735	40	\$46,679	15	\$51,858	25	\$43,572	207	\$41,324	88	\$42,927	119	\$40,139
2000	SUPPLY	13,432	\$45,556	6,941	\$47,650	6,491	\$43,315	1,197	\$52,814	630	\$55,112	567	\$50,261	11,801	\$44,888	5,935	\$47,118	5,866	\$42,633
2101	TRANSPORTATION SPECIALIST	7,384	\$55,862	6,362	\$56,543	1,022	\$51,626	785	\$66,005	494	\$69,644	291	\$59,827	6,461	\$54,817	5,740	\$55,611	721	\$48,495
2110	TRANSPORTATION INDUSTRY ANALYSIS	103	\$71,714	66	\$77,479	37	\$61,431	99	\$72,025	63	\$77,414	36	\$62,595	3	\$78,855	3	\$78,855
2121	RAILROAD SAFETY	387	\$56,697	366	\$57,255	21	\$46,976	37	\$74,734	37	\$74,734	350	\$54,790	329	\$55,289	21	\$46,976
2123	MOTOR CARRIER SAFETY	265	\$46,510	188	\$46,977	77	\$45,371	3	\$39,671	2	\$40,342	1	\$38,330	262	\$46,589	186	\$47,048	76	\$45,464
2125	HIGHWAY SAFETY	276	\$65,256	205	\$65,586	71	\$64,304	73	\$72,341	37	\$74,855	36	\$69,757	201	\$62,700	166	\$63,545	35	\$58,695
2130	TRAFFIC MANAGEMENT	1,724	\$47,754	959	\$49,861	765	\$45,112	400	\$54,842	201	\$58,889	199	\$50,753	1,219	\$45,631	668	\$47,631	551	\$43,205
2150	TRANSPORTATION OPERATIONS	1,111	\$46,089	841	\$47,794	270	\$40,780	123	\$59,930	92	\$61,982	31	\$53,841	868	\$44,791	653	\$46,615	215	\$39,249
2152	AIR TRAFFIC CONTROL	23,781	\$65,252	20,477	\$65,899	3,304	\$61,242	1,154	\$72,585	967	\$73,227	187	\$69,267	22,434	\$64,966	19,348	\$65,633	3,086	\$60,784
2161	MARINE CARGO	40	\$41,946	34	\$42,155	6	\$40,764	31	\$43,208	26	\$43,624	5	\$41,044	
2100	TRANSPORTATION	35,071	\$61,564	29,498	\$62,612	5,573	\$56,018	2,674	\$67,382	1,893	\$70,389	781	\$60,096	31,829	\$61,318	27,119	\$62,325	4,710	\$55,518
TOTAL ADMINISTRATIVE		515,619	\$53,703	301,057	\$56,676	214,562	\$49,531	108,884	\$62,280	52,438	\$68,027	56,446	\$56,941	390,152	\$51,490	236,666	\$54,451	153,486	\$46,924
TECHNICAL																			
0019	SAFETY TECHNICIAN	244	\$29,566	140	\$30,928	104	\$27,732	10	\$31,830	5	\$32,430	5	\$31,230	231	\$29,498	134	\$30,887	97	\$27,579
0021	COMMUNITY PLANNING TECHNICIAN	18	\$35,334	5	\$35,662	13	\$35,209	1	\$25,897	1	\$25,897	17	\$35,890	4	\$38,103	13	\$35,209
0025	PARK RANGER	459	\$18,758	274	\$18,866	185	\$18,597	21	\$21,553	13	\$21,484	8	\$21,667	438	\$18,624	261	\$18,736	177	\$18,459
0029	ENVIRONMENTAL PROTECTION ASSISTANT	529	\$29,106	167	\$29,970	362	\$28,708	11	\$29,458	2	\$29,728	9	\$29,398	502	\$29,282	151	\$30,627	351	\$28,703
0072	FINGERPRINT IDENTIFICATION	482	\$37,911	231	\$44,057	251	\$32,255	141	\$49,965	99	\$53,888	42	\$40,716	341	\$32,927	132	\$36,683	209	\$30,555
0090	GUIDE	246	\$22,013	149	\$22,346	97	\$21,502	29	\$26,330	18	\$24,620	11	\$29,129	210	\$21,478	126	\$22,105	84	\$20,538
0000	MISCELLANEOUS OCCUPATIONS	1,978	\$28,082	966	\$29,181	1,012	\$27,032	213	\$41,922	138	\$45,688	75	\$34,994	1,739	\$26,463	808	\$26,526	931	\$26,408
0102	SOCIAL SCIENCE AID AND TECHNICIAN	685	\$27,215	338	\$28,326	347	\$26,133	37	\$31,367	8	\$32,322	29	\$31,104	625	\$26,958	321	\$28,074	304	\$25,779
0119	ECONOMICS ASSISTANT	130	\$29,857	28	\$28,458	102	\$30,241	108	\$30,053	22	\$29,088	86	\$30,300	22	\$28,894	6	\$26,148	16	\$29,924
0181	PSYCHOLOGY AID AND TECHNICIAN	702	\$31,857	364	\$31,829	338	\$31,887	22	\$33,782	10	\$33,473	12	\$34,040	669	\$31,809	348	\$31,812	321	\$31,806
0186	SOCIAL SERVICES AID AND ASSISTANT	965	\$26,985	431	\$27,490	534	\$26,579	11	\$27,874	11	\$27,874	878	\$27,314	420	\$27,517	458	\$27,129
0189	RECREATION AID AND ASSISTANT	2,029	\$20,621	1,135	\$20,991	894	\$20,151	56	\$20,240	30	\$20,895	26	\$19,484	1,616	\$21,019	883	\$21,443	733	\$20,507
0100	SOCIAL SCIENCE, PSYCHOLOGY, AND WELFARE	4,511	\$24,998	2,296	\$25,100	2,215	\$24,893	234	\$28,161	70	\$26,573	164	\$28,838	3,810	\$25,384	1,978	\$25,647	1,832	\$25,099
0203	PERSONNEL CLERICAL AND ASSISTANCE	6,188	\$29,769	534	\$29,320	5,654	\$29,812	1,442	\$30,994	123	\$30,140	1,319	\$31,073	4,613	\$29,486	380	\$29,295	4,233	\$29,503
0204	MILITARY PERSONNEL CLERICAL AND TECHNICIAN	1,867	\$31,092	687	\$31,012	1,180	\$31,138	492	\$32,336	98	\$31,711	394	\$32,491	1,345	\$30,702	565	\$31,012	780	\$30,477
0200	PERSONNEL MANAGEMENT AND INDUSTRIAL RELATIONS	8,055	\$30,076	1,221	\$30,272	6,834	\$30,041	1,934	\$31,335	221	\$30,837	1,713	\$31,400	5,958	\$29,760	945	\$30,322	5,013	\$29,654
0303	MISCELLANEOUS CLERK AND ASSISTANT	32,066	\$30,354	6,008	\$30,432	26,058	\$30,336	7,840	\$32,367	1,017	\$30,535	6,823	\$32,640	23,516	\$29,801	4,646	\$30,699	18,870	\$29,58

TABLE W-C2 FULL-TIME CIVILIAN WHITE-COLLAR EMPLOYMENT AND AVERAGE SALARY BY OCCUPATIONAL CATEGORY, OCCUPATION, MAJOR GEOGRAPHIC AREA, AND GENDER, SEPTEMBER 30, 1997

OCCUPATION WITHIN OCCUPATIONAL CATEGORY		ALL AREAS						WASHINGTON, DC-MD-VA-WV METROPOLITAN STATISTICAL AREA						UNITED STATES EXCLUDING WASHINGTON, DC-MD-VA-WV METROPOLITAN STATISTICAL AREA					
		TOTAL		MEN		WOMEN		TOTAL		MEN		WOMEN		TOTAL		MEN		WOMEN	
CODES	TITLES	EMPLOYMENT	AVERAGE SALARY	EMPLOYMENT	AVERAGE SALARY	EMPLOYMENT	AVERAGE SALARY	EMPLOYMENT	AVERAGE SALARY	EMPLOYMENT	AVERAGE SALARY	EMPLOYMENT	AVERAGE SALARY	EMPLOYMENT	AVERAGE SALARY	EMPLOYMENT	AVERAGE SALARY	EMPLOYMENT	AVERAGE SALARY
TECHNICAL																			
0344	MANAGEMENT AND PROGRAM CLERICAL AND ASSISTANCE	5,494	\$30,473	754	\$31,294	4,740	\$30,343	1,223	\$31,870	125	\$30,668	1,098	\$32,007	4,113	\$30,190	584	\$31,731	3,529	\$29,935
0361	EQUAL OPPORTUNITY ASSISTANCE	550	\$28,815	48	\$27,978	502	\$28,895	141	\$30,553	19	\$27,277	122	\$31,063	404	\$28,278	28	\$28,709	376	\$28,246
0362	ELECTRIC ACCOUNTING MACHINE PROJECT PLANNING	1	\$40,300	1	\$40,300	1	\$40,300	1	\$40,300
0390	TELECOMMUNICATIONS PROCESSING	773	\$28,642	480	\$29,257	293	\$27,634	155	\$33,195	84	\$33,621	71	\$32,690	571	\$27,125	359	\$27,859	212	\$25,883
0392	GENERAL TELECOMMUNICATIONS	1,165	\$30,269	660	\$31,559	505	\$28,584	147	\$34,903	81	\$36,967	66	\$32,370	1,000	\$29,705	568	\$30,916	432	\$28,113
0300	GENERAL ADMINISTRATION, CLERICAL, AND OFFICE SERVICES	55,609	\$29,856	12,233	\$30,470	43,376	\$29,683	11,706	\$31,914	1,915	\$31,441	9,791	\$32,006	42,543	\$29,424	9,703	\$30,538	32,840	\$29,094
0404	BIOLOGICAL SCIENCE TECHNICIAN	6,214	\$26,710	3,656	\$26,978	2,558	\$26,326	671	\$31,643	349	\$32,319	322	\$30,910	5,469	\$26,137	3,248	\$26,453	2,221	\$25,673
0421	PLANT PROTECTION TECHNICIAN	304	\$22,386	192	\$22,820	112	\$21,642	4	\$20,876	4	\$20,876	260	\$22,428	171	\$22,810	89	\$21,693
0455	RANGE TECHNICIAN	1,338	\$23,665	1,070	\$24,028	268	\$22,215	1,338	\$23,665	1,070	\$24,028	268	\$22,215
0458	SOIL CONSERVATION TECHNICIAN	1,447	\$28,545	1,189	\$29,225	258	\$25,407	1	\$38,017	1	\$38,017	1,434	\$28,564	1,177	\$29,248	257	\$25,434
0459	IRRIGATION SYSTEM OPERATION	120	\$26,337	119	\$26,352	1	\$24,553	120	\$26,337	119	\$26,352	1	\$24,553
0462	FORESTRY TECHNICIAN	13,393	\$25,412	10,586	\$25,871	2,807	\$23,682	2	\$36,909	2	\$36,909	13,372	\$25,420	10,566	\$25,881	2,806	\$23,685
0400	BIOLOGICAL SCIENCES	22,816	\$25,826	16,812	\$26,200	6,004	\$24,779	678	\$31,604	352	\$32,362	326	\$30,787	21,993	\$25,666	16,351	\$26,087	5,642	\$24,446
0503	FINANCIAL CLERICAL AND ASSISTANCE	3,968	\$30,164	806	\$29,944	3,162	\$30,220	439	\$31,618	59	\$31,489	380	\$31,638	3,480	\$30,028	721	\$29,906	2,759	\$30,060
0525	ACCOUNTING TECHNICIAN	17,835	\$27,847	3,676	\$27,193	14,159	\$28,017	1,413	\$30,726	226	\$30,161	1,187	\$30,833	15,880	\$27,735	3,312	\$27,102	12,568	\$27,902
0526	TAX TECHNICIAN	3,756	\$37,830	1,166	\$37,517	2,590	\$37,971	39	\$36,739	4	\$37,225	35	\$36,684	3,691	\$37,863	1,153	\$37,549	2,538	\$38,005
0544	CIVILIAN PAY	2,282	\$27,862	443	\$27,303	1,839	\$27,997	210	\$30,393	32	\$29,199	178	\$30,607	2,007	\$27,757	391	\$27,303	1,616	\$27,867
0545	MILITARY PAY	2,484	\$26,521	841	\$26,176	1,643	\$26,697	72	\$28,968	20	\$28,577	52	\$29,118	2,365	\$26,541	798	\$26,219	1,567	\$26,705
0561	BUDGET CLERICAL AND ASSISTANCE	2,885	\$29,505	342	\$29,081	2,543	\$29,562	364	\$31,557	44	\$31,443	320	\$31,573	2,397	\$29,363	275	\$28,964	2,122	\$29,415
0592	TAX EXAMINING	17,123	\$30,447	4,094	\$29,821	13,029	\$30,643	28	\$32,283	4	\$31,293	24	\$32,448	17,071	\$30,446	4,083	\$29,822	12,988	\$30,642
0593	INSURANCE ACCOUNTS	66	\$27,456	23	\$26,827	43	\$27,792	66	\$27,456	23	\$26,827	43	\$27,792
0500	ACCOUNTING AND BUDGET	50,399	\$29,686	11,391	\$29,374	39,008	\$29,778	2,565	\$31,028	389	\$30,431	2,176	\$31,135	46,957	\$29,710	10,756	\$29,431	36,201	\$29,793
0620	PRACTICAL NURSE	11,366	\$27,139	1,690	\$26,436	9,676	\$27,262	190	\$29,586	22	\$28,739	168	\$29,697	11,024	\$27,170	1,613	\$26,569	9,411	\$27,274
0621	NURSING ASSISTANT	11,439	\$23,425	3,888	\$23,349	7,551	\$23,465	283	\$24,181	46	\$25,313	237	\$23,962	11,060	\$23,435	3,770	\$23,381	7,290	\$23,462
0622	MEDICAL SUPPLY AIDE AND TECHNICIAN	2,114	\$24,888	1,200	\$24,610	914	\$25,253	70	\$28,300	25	\$27,393	45	\$28,804	2,000	\$24,801	1,138	\$24,574	862	\$25,101
0625	AUTOPSY ASSISTANT	51	\$24,898	46	\$24,929	5	\$24,606	5	\$28,235	4	\$29,370	1	\$23,697	43	\$24,642	39	\$24,623	4	\$24,834
0636	REHABILITATION THERAPY ASSISTANT	755	\$27,148	365	\$27,011	390	\$27,275	9	\$28,421	5	\$28,741	4	\$28,021	741	\$27,168	359	\$26,988	382	\$27,338
0640	HEALTH AID AND TECHNICIAN	5,548	\$26,828	2,386	\$27,477	3,162	\$26,338	194	\$29,756	78	\$30,151	116	\$29,490	5,246	\$26,756	2,256	\$27,387	2,990	\$26,280
0642	NUCLEAR MEDICINE TECHNICIAN	128	\$38,214	62	\$38,449	66	\$37,993	18	\$43,571	5	\$38,691	13	\$45,448	108	\$37,510	55	\$38,807	53	\$36,164
0645	MEDICAL TECHNICIAN	1,823	\$26,368	648	\$26,968	1,175	\$26,038	61	\$31,325	24	\$32,173	37	\$30,775	1,731	\$26,286	612	\$26,870	1,119	\$25,967
0646	PATHOLOGY TECHNICIAN	465	\$31,934	148	\$31,626	317	\$32,078	68	\$36,743	22	\$33,983	46	\$38,064	392	\$31,115	122	\$31,176	270	\$31,088
0647	DIAGNOSTIC RADIOLOGIC TECHNOLOGIST	3,028	\$33,324	1,554	\$33,904	1,474	\$32,712	114	\$41,040	58	\$40,028	56	\$42,087	2,867	\$33,144	1,472	\$33,788	1,395	\$32,464
0648	THERAPEUTIC RADIOLOGIC TECHNOLOGIST	133	\$40,176	52	\$40,037	81	\$40,266	8	\$44,979	1	\$44,367	7	\$45,066	122	\$40,097	49	\$40,372	73	\$39,912
0649	MEDICAL INSTRUMENT TECHNICIAN	1,954	\$31,386	778	\$31,578	1,176	\$31,258	76	\$38,370	36	\$37,517	40	\$39,138	1,855	\$31,123	727	\$31,317	1,128	\$30,999
0650	MEDICAL TECHNICAL ASSISTANT	1	\$37,200	1	\$37,200	1	\$37,200	1	\$37,200
0651	RESPIRATORY THERAPIST	372	\$30,997	204	\$31,554	168	\$30,322	14	\$37,666	7	\$35,554	7	\$39,777	354	\$30,744	193	\$31,439	161	\$29,911
0661	PHARMACY TECHNICIAN	3,434	\$24,563	1,064	\$24,693	2,370	\$24,504	72	\$26,624	30	\$27,062	42	\$26,312	3,301	\$24,563	1,015	\$24,655	2,286	\$24,522
0664	RESTORATION TECHNICIAN	14	\$43,145	12	\$43,080	2	\$43,529	14	\$43,145	12	\$43,080	2	\$43,529
0667	ORTHOTIST AND PROSTHETIST	209	\$39,570	197	\$39,680	12	\$37,765	10	\$44,722	10	\$44,722	195	\$39,324	183	\$39,426	12	\$37,765
0672	PROSTHETIC REPRESENTATIVE	186	\$46,733	125	\$49,715	61	\$40,623	3	\$43,987	2	\$49,579	1	\$32,804	181	\$46,733	121	\$49,698	60	\$40,753
0675	MEDICAL RECORDS TECHNICIAN	3,171	\$25,586	499	\$25,029	2,672	\$25,690	178	\$27,597	43	\$27,120	135	\$27,748	2,934	\$25,523	445	\$24,877	2,489	\$25,639
0681	DENTAL ASSISTANT	2,773	\$23,446	200	\$22,508	2,573	\$23,519	83	\$28,048	7	\$26,253	76	\$28,214	2,484	\$23,725	171	\$22,875	2,313	\$23,787
0682	DENTAL HYGIENE	333	\$30,677	15	\$31,165	318	\$30,654	14	\$36,183	14	\$36,183	304	\$30,765	15	\$31,165	289	\$30,744
0683	DENTAL LABORATORY AID AND TECHNICIAN	612	\$34,805	507	\$32,670	105	\$32,670	42	\$35,617	36	\$35,909	6	\$33,862	553	\$34,864	455	\$35,360	98	\$32,559
0698	ENVIRONMENTAL HEALTH TECHNICIAN	119	\$32,169	89	\$33,172	30	\$29,196	115	\$32,220	86	\$33,210	29	\$29,285
0600	MEDICAL, HOSPITAL, DENTAL, AND PUBLIC HEALTH	50,028	\$26,585	15,729	\$27,400	34,299	\$26,212	1,512	\$30,443	461	\$32,048	1,051	\$29,739	47,625	\$26,544	14,908	\$27,334	32,717	\$26,184
0704	ANIMAL HEALTH TECHNICIAN	347	\$33,883	290	\$34,467	57	\$30,912	4	\$36,574	2	\$42,101	2	\$31,047	331	\$33,844	276	\$34,429	55	\$30,907
0700	VETERINARY MEDICAL SCIENCE	347	\$33,883	290	\$34,467	57	\$30,912	4	\$36,574	2	\$42,101	2	\$31,047	331	\$33,844	276	\$34,429	55	\$30,907
0802	ENGINEERING TECHNICIAN	18,797	\$43,009	16,871	\$43,714	1,926	\$36,839	1,142	\$48,681	1,045	\$49,229	97	\$42,778	17,381	\$42,688	15,573	\$43,397	1,808	\$36,578
0809	CONSTRUCTION CONTROL	2,480	\$39,914	2,395	\$40,048	85	\$36,160	82	\$46,831	78	\$46,522	4	\$52,849	2,283	\$39,714	2,203	\$39,873	80	\$35,346
0817	SURVEYING TECHNICIAN	697	\$27,142	659	\$27,425	38	\$22,241	4	\$21,709	2	\$19,798	2	\$23,620	688	\$27,196	653	\$27,463	35	\$22,208
0818	ENGINEERING DRAFTING	359	\$28,059	284	\$28,202	75	\$27,516	34	\$31,924	26	\$31,740	8	\$32,524	315	\$27,717	248	\$27,932	67	\$26,918
0856	ELECTRONICS TECHNICIAN	10,934	\$46,368	10,293	\$46,701	641	\$41,010	672	\$51,489	624	\$51,957	48	\$45,414	9,982	\$46,16				

TABLE W-C2 FULL-TIME CIVILIAN WHITE-COLLAR EMPLOYMENT AND AVERAGE SALARY BY OCCUPATIONAL CATEGORY, OCCUPATION, MAJOR GEOGRAPHIC AREA, AND GENDER, SEPTEMBER 30, 1997

OCCUPATION WITHIN OCCUPATIONAL CATEGORY		ALL AREAS						WASHINGTON, DC-MD-VA-WV METROPOLITAN STATISTICAL AREA						UNITED STATES EXCLUDING WASHINGTON, DC-MD-VA-WV METROPOLITAN STATISTICAL AREA					
		TOTAL		MEN		WOMEN		TOTAL		MEN		WOMEN		TOTAL		MEN		WOMEN	
CODES	TITLES	EMPLOYMENT	AVERAGE SALARY	EMPLOYMENT	AVERAGE SALARY	EMPLOYMENT	AVERAGE SALARY	EMPLOYMENT	AVERAGE SALARY	EMPLOYMENT	AVERAGE SALARY	EMPLOYMENT	AVERAGE SALARY	EMPLOYMENT	AVERAGE SALARY	EMPLOYMENT	AVERAGE SALARY	EMPLOYMENT	AVERAGE SALARY
	TECHNICAL																		
0963	LEGAL INSTRUMENTS EXAMINING	2,179	\$31,930	423	\$32,130	1,756	\$31,882	870	\$31,093	159	\$29,469	711	\$31,456	1,296	\$32,512	263	\$33,770	1,033	\$32,192
0986	LEGAL CLERICAL AND ASSISTANCE	5,182	\$32,758	270	\$31,993	4,912	\$32,800	957	\$33,365	84	\$31,871	873	\$33,509	4,155	\$32,652	180	\$32,036	3,975	\$32,680
0990	GENERAL CLAIMS EXAMINING	3,998	\$36,418	948	\$36,455	3,050	\$36,406	102	\$35,901	21	\$35,933	81	\$35,892	3,888	\$36,440	926	\$36,472	2,962	\$36,430
0992	LOSS AND DAMAGE CLAIMS EXAMINING	130	\$30,687	35	\$30,502	95	\$30,755	4	\$45,545	1	\$44,719	3	\$45,820	118	\$30,554	29	\$30,864	89	\$30,454
0994	UNEMPLOYMENT COMPENSATION CLAIMS EXAMINING	44	\$33,926	15	\$35,032	29	\$33,354	44	\$33,926	15	\$35,032	29	\$33,354	
0995	DEPENDENTS AND ESTATES CLAIMS EXAMINING	27	\$32,453	6	\$34,440	21	\$31,885	2	\$29,782	1	\$28,487	1	\$31,077	25	\$32,666	5	\$35,631	20	\$31,925
0900	LEGAL AND KINDRED	27,014	\$32,369	5,613	\$32,580	21,401	\$32,314	2,308	\$32,414	349	\$31,118	1,959	\$32,645	24,409	\$32,396	5,171	\$32,730	19,238	\$32,306
1001	GENERAL ARTS AND INFORMATION	655	\$32,605	216	\$33,260	439	\$32,282	205	\$34,004	64	\$34,754	141	\$33,664	430	\$31,919	138	\$32,608	292	\$31,593
1010	EXHIBITS SPECIALIST	361	\$41,984	304	\$41,845	57	\$42,722	190	\$43,278	151	\$43,358	39	\$42,968	169	\$40,517	151	\$40,318	18	\$42,189
1016	MUSEUM SPECIALIST AND TECHNICIAN	847	\$36,656	403	\$37,441	444	\$35,944	539	\$39,860	258	\$40,606	281	\$39,175	305	\$31,083	142	\$31,897	163	\$30,374
1020	ILLUSTRATING	610	\$38,784	367	\$39,453	243	\$37,774	75	\$44,229	32	\$45,017	43	\$43,642	512	\$38,434	325	\$39,147	187	\$37,194
1060	PHOTOGRAPHY	1,190	\$38,783	924	\$39,686	266	\$35,645	324	\$41,508	232	\$43,194	92	\$37,256	841	\$37,992	671	\$38,761	170	\$34,954
1087	EDITORIAL ASSISTANCE	598	\$29,574	42	\$28,930	556	\$29,623	145	\$31,771	11	\$29,748	134	\$31,937	446	\$28,914	29	\$28,864	417	\$28,918
1000	INFORMATION AND ARTS	4,261	\$36,389	2,256	\$38,722	2,005	\$33,764	1,478	\$39,277	748	\$41,493	730	\$37,006	2,703	\$34,990	1,456	\$37,559	1,247	\$31,990
1101	GENERAL BUSINESS AND INDUSTRY	6,326	\$30,625	1,590	\$32,971	4,736	\$29,838	358	\$33,255	76	\$33,218	282	\$33,265	5,774	\$30,477	1,413	\$33,038	4,361	\$29,647
1105	PURCHASING	4,916	\$29,044	992	\$28,726	3,924	\$29,124	536	\$32,438	97	\$32,166	439	\$32,498	4,280	\$28,713	856	\$28,504	3,424	\$28,765
1106	PROCUREMENT CLERICAL AND TECHNICIAN	2,909	\$29,123	286	\$29,545	2,623	\$29,077	505	\$30,178	47	\$29,167	458	\$30,282	2,349	\$28,989	229	\$29,830	2,120	\$28,898
1107	PROPERTY DISPOSAL CLERICAL AND TECHNICIAN	161	\$29,007	33	\$28,766	128	\$28,766	19	\$31,457	5	\$32,452	14	\$31,101	136	\$28,844	25	\$29,908	111	\$28,604
1152	PRODUCTION CONTROL	4,905	\$39,936	3,645	\$41,670	1,260	\$34,920	79	\$40,765	39	\$43,838	40	\$37,769	4,759	\$39,946	3,551	\$41,682	1,208	\$34,845
1100	BUSINESS AND INDUSTRY	19,217	\$32,356	6,546	\$37,006	12,671	\$29,954	1,497	\$32,298	264	\$33,664	1,233	\$32,005	17,298	\$32,431	6,074	\$37,319	11,224	\$29,786
1202	PATENT TECHNICIAN	14	\$47,448	2	\$49,831	12	\$47,051	13	\$48,571	2	\$49,831	11	\$48,342	1	\$32,849	1	\$32,849
1211	COPYRIGHT TECHNICIAN	64	\$35,564	38	\$36,132	26	\$34,734	64	\$35,564	38	\$36,132	26	\$34,734
1200	COPYRIGHT, PATENT, AND TRADE-MARK	78	\$37,697	40	\$36,817	38	\$38,624	77	\$37,760	40	\$36,817	37	\$38,780	1	\$32,849	1	\$32,849
1311	PHYSICAL SCIENCE TECHNICIAN	2,413	\$36,801	1,712	\$38,474	701	\$32,715	305	\$40,018	226	\$41,324	79	\$36,283	2,087	\$36,440	1,473	\$38,141	614	\$32,360
1316	HYDROLOGIC TECHNICIAN	1,491	\$32,923	1,259	\$33,713	232	\$28,632	5	\$48,207	4	\$50,754	1	\$38,017	1,453	\$32,971	1,227	\$33,781	226	\$28,579
1341	METEOROLOGICAL TECHNICIAN	1,070	\$42,027	971	\$42,398	99	\$38,389	24	\$40,342	18	\$42,658	6	\$33,393	1,026	\$42,153	933	\$42,496	93	\$38,711
1371	CARTOGRAPHIC TECHNICIAN	1,257	\$32,359	803	\$33,866	454	\$29,692	82	\$39,484	60	\$39,750	22	\$38,759	1,173	\$31,855	742	\$33,387	431	\$29,217
1374	GEODETIC TECHNICIAN	60	\$45,475	42	\$47,492	18	\$40,767	27	\$43,551	9	\$49,120	18	\$40,767	33	\$47,048	33	\$47,048
1300	PHYSICAL SCIENCES	6,291	\$35,966	4,787	\$37,324	1,504	\$31,643	443	\$40,245	317	\$41,442	126	\$37,232	5,772	\$35,711	4,408	\$37,115	1,364	\$31,173
1411	LIBRARY TECHNICIAN	2,787	\$27,786	689	\$28,082	2,098	\$27,689	1,310	\$30,496	434	\$29,851	876	\$30,815	1,300	\$26,042	203	\$26,209	1,097	\$26,011
1421	ARCHIVES TECHNICIAN	449	\$41,606	221	\$43,699	228	\$39,577	245	\$42,167	117	\$43,199	128	\$41,224	202	\$41,008	102	\$44,478	100	\$37,468
1400	LIBRARY AND ARCHIVES	3,236	\$29,704	910	\$31,875	2,326	\$28,854	1,555	\$32,335	551	\$32,685	1,004	\$32,142	1,502	\$28,055	305	\$32,319	1,197	\$26,968
1521	MATHEMATICS TECHNICIAN	19	\$36,232	2	\$34,775	17	\$36,403	19	\$36,232	2	\$34,775	17	\$36,403	
1531	STATISTICAL ASSISTANT	480	\$33,393	60	\$34,831	420	\$33,188	235	\$35,138	31	\$35,941	204	\$35,016	243	\$31,707	29	\$33,645	214	\$31,444
1541	CRYPTANALYSIS	22	\$54,273	8	\$51,586	14	\$55,809	22	\$54,273	8	\$51,586	14	\$55,809
1500	MATHEMATICS AND STATISTICS	521	\$34,378	70	\$36,744	451	\$34,011	257	\$36,776	39	\$39,150	218	\$36,351	262	\$32,035	31	\$33,718	231	\$31,809
1670	EQUIPMENT SPECIALIST	1,920	\$36,985	1,583	\$37,301	337	\$35,503	23	\$34,806	17	\$34,640	6	\$35,276	1,871	\$37,049	1,543	\$37,367	328	\$35,556
1600	EQUIPMENT, FACILITIES, AND SERVICES	1,920	\$36,985	1,583	\$37,301	337	\$35,503	23	\$34,806	17	\$34,640	6	\$35,276	1,871	\$37,049	1,543	\$37,367	328	\$35,556
1702	EDUCATION AND TRAINING TECHNICIAN	7,781	\$23,464	1,295	\$27,638	6,486	\$22,631	320	\$25,480	28	\$27,901	292	\$25,248	6,424	\$23,976	1,149	\$28,114	5,275	\$23,075
1700	EDUCATION	7,781	\$23,464	1,295	\$27,638	6,486	\$22,631	320	\$25,480	28	\$27,901	292	\$25,248	6,424	\$23,976	1,149	\$28,114	5,275	\$23,075
1802	COMPLIANCE INSPECTION AND SUPPORT	5,590	\$31,675	2,400	\$33,677	3,190	\$30,169	356	\$33,220	159	\$35,860	197	\$31,089	5,153	\$31,611	2,196	\$33,605	2,957	\$30,130
1862	CONSUMER SAFETY INSPECTION	173	\$34,629	86	\$35,121	87	\$34,141	168	\$34,761	85	\$35,140	83	\$34,372	
1863	FOOD INSPECTION	6,696	\$32,939	4,671	\$34,028	2,025	\$30,427	14	\$41,445	9	\$41,658	5	\$41,063	6,631	\$32,911	4,616	\$34,012	2,015	\$30,391
1897	CUSTOMS AID	410	\$31,977	126	\$33,347	284	\$31,370	6	\$34,593	6	\$34,593	387	\$32,107	121	\$33,532	266	\$31,458
1800	INVESTIGATION	12,869	\$32,382	7,283	\$33,914	5,586	\$30,385	376	\$33,548	168	\$36,171	208	\$31,430	12,339	\$32,368	7,018	\$33,890	5,321	\$30,361
1980	AGRICULTURAL COMMODITY GRADING	1,956	\$37,702	1,385	\$39,842	571	\$32,512	40	\$58,520	33	\$59,650	7	\$53,194	1,913	\$37,254	1,349	\$39,344	564	\$32,255
1981	AGRICULTURAL COMMODITY AID	174	\$23,297	107	\$24,743	67	\$20,987	1	\$23,051	1	\$23,051	173	\$23,298	107	\$24,743	66	\$20,955
1900	QUALITY ASSURANCE, INSPECTION, AND GRADING	2,130	\$36,525	1,492	\$38,759	638	\$31,302	41	\$57,655	33	\$59,650	8	\$49,426	2,086	\$36,097	1,456	\$38,271	630	\$31,072
2001	GENERAL SUPPLY	2,033	\$35,767	1,099	\$36,124	934	\$35,348	93	\$35,566	41	\$36,395	52	\$34,913	1,855	\$35,878	982	\$36,295	873	\$35,408
2005	SUPPLY CLERICAL AND TECHNICIAN	14,520	\$27,621	6,300	\$28,937	8,220	\$27,454	944	\$29,015	411	\$28,592	533	\$29,807	13,057	\$27,632	5,524	\$27,951	7,533	\$27,397
2000	SUPPLY	16,553	\$28,621	7,399	\$29,068	9,154	\$28,260	1,037	\$29,603	452	\$29,600	585	\$29,605	14,912	\$28,657	6,506	\$29,211	8,406	\$28,229
2102	TRANSPORTATION CLERK AND ASSISTANT	4,016	\$27,955	1,188	\$28,620	2,828	\$27,676	245	\$30,874	66	\$31,152	179	\$30,771	3,584	\$27,972	1,023	\$28,858	2,561	\$27,619

TABLE W-C2 FULL-TIME CIVILIAN WHITE-COLLAR EMPLOYMENT AND AVERAGE SALARY BY OCCUPATIONAL CATEGORY, OCCUPATION, MAJOR GEOGRAPHIC AREA, AND GENDER, SEPTEMBER 30, 1997

OCCUPATION WITHIN OCCUPATIONAL CATEGORY		ALL AREAS						WASHINGTON, DC-MD-VA-WV METROPOLITAN STATISTICAL AREA						UNITED STATES EXCLUDING WASHINGTON, DC-MD-VA-WV METROPOLITAN STATISTICAL AREA					
		TOTAL		MEN		WOMEN		TOTAL		MEN		WOMEN		TOTAL		MEN		WOMEN	
		EMPLOYMENT	AVERAGE SALARY	EMPLOYMENT	AVERAGE SALARY	EMPLOYMENT	AVERAGE SALARY	EMPLOYMENT	AVERAGE SALARY	EMPLOYMENT	AVERAGE SALARY	EMPLOYMENT	AVERAGE SALARY	EMPLOYMENT	AVERAGE SALARY	EMPLOYMENT	AVERAGE SALARY	EMPLOYMENT	AVERAGE SALARY
CODES	TITLES																		
TECHNICAL																			
2131	FREIGHT RATE	473	\$34,216	157	\$35,782	316	\$33,439	36	\$36,284	9	\$37,852	27	\$35,761	430	\$33,992	144	\$35,594	286	\$33,185
2135	TRANSPORTATION LOSS AND DAMAGE CLAIMS EXAMINING	152	\$27,982	33	\$27,621	119	\$28,082	1	\$26,760	1	\$26,760	147	\$28,093	32	\$27,732	115	\$28,194
2144	CARGO SCHEDULING	54	\$31,315	38	\$31,601	16	\$30,636	41	\$32,494	27	\$32,749	14	\$32,003
2154	AIR TRAFFIC ASSISTANCE	501	\$31,888	380	\$32,032	121	\$31,437	12	\$32,715	10	\$33,388	2	\$29,351	468	\$32,067	353	\$32,231	115	\$31,564
2181	AIRCRAFT OPERATION	2,607	\$60,918	2,570	\$61,013	37	\$54,313	30	\$67,174	29	\$67,264	1	\$64,555	2,531	\$61,033	2,495	\$61,135	36	\$54,028
2183	AIR NAVIGATION	302	\$51,829	297	\$51,951	5	\$44,551	302	\$51,829	297	\$51,951	5	\$44,551
2185	AIRCREW TECHNICIAN	964	\$39,437	936	\$39,561	28	\$35,288	10	\$41,262	9	\$40,807	1	\$45,356	952	\$39,428	925	\$39,560	27	\$34,915
2100	TRANSPORTATION	9,069	\$40,011	5,599	\$47,002	3,470	\$28,729	334	\$35,082	123	\$41,045	211	\$31,606	8,455	\$40,568	5,296	\$47,649	3,159	\$28,697
TOTAL TECHNICAL		339,295	\$31,180	137,434	\$34,222	201,861	\$29,109	30,527	\$33,418	8,452	\$37,199	22,075	\$31,971	300,971	\$31,090	125,322	\$34,174	175,649	\$28,889
CLERICAL																			
0072	FINGERPRINT IDENTIFICATION	579	\$21,200	230	\$21,030	349	\$21,313	1	\$21,605	1	\$21,605	578	\$21,200	229	\$21,027	349	\$21,313
0086	SECURITY CLERICAL AND ASSISTANCE	1,582	\$27,699	473	\$27,276	1,109	\$27,879	316	\$29,524	86	\$29,597	230	\$29,496	1,222	\$27,339	358	\$26,946	864	\$27,502
0000	MISCELLANEOUS OCCUPATIONS	2,161	\$25,958	703	\$25,233	1,458	\$26,308	317	\$29,499	87	\$29,505	230	\$29,496	1,800	\$25,368	587	\$24,637	1,213	\$25,721
0134	INTELLIGENCE AID AND CLERK	442	\$31,701	82	\$31,103	360	\$31,837	227	\$34,133	42	\$34,031	185	\$34,156	207	\$29,238	35	\$28,511	172	\$29,386
0100	SOCIAL SCIENCE, PSYCHOLOGY, AND WELFARE	442	\$31,701	82	\$31,103	360	\$31,837	227	\$34,133	42	\$34,031	185	\$34,156	207	\$29,238	35	\$28,511	172	\$29,386
0203	PERSONNEL CLERICAL AND ASSISTANCE	2,675	\$23,493	371	\$22,918	2,304	\$23,585	208	\$24,078	45	\$23,357	163	\$24,277	2,337	\$23,654	295	\$23,184	2,042	\$23,721
0204	MILITARY PERSONNEL CLERICAL AND TECHNICIAN	5,598	\$24,276	1,639	\$23,843	3,959	\$24,455	483	\$26,235	110	\$25,264	373	\$26,521	4,901	\$24,254	1,435	\$23,932	3,466	\$24,388
0200	PERSONNEL MANAGEMENT AND INDUSTRIAL RELATIONS	8,273	\$24,023	2,010	\$23,672	6,263	\$24,135	691	\$25,586	155	\$24,710	536	\$25,839	7,238	\$24,060	1,730	\$23,804	5,508	\$24,141
0302	MESSENGER	88	\$24,682	74	\$24,384	14	\$26,257	11	\$21,226	10	\$21,433	1	\$19,159	75	\$24,170	63	\$24,300	12	\$23,487
0303	MISCELLANEOUS CLERK AND ASSISTANT	29,779	\$22,463	7,262	\$22,323	22,517	\$22,508	2,509	\$21,422	707	\$21,078	1,802	\$21,557	26,015	\$22,707	6,026	\$22,677	19,989	\$22,715
0304	INFORMATION RECEPTIONIST	916	\$21,288	159	\$21,860	757	\$21,168	42	\$24,220	10	\$25,419	32	\$23,846	857	\$21,208	141	\$21,886	716	\$21,074
0305	MAIL AND FILE	12,837	\$22,438	5,737	\$22,019	7,100	\$22,777	1,715	\$26,452	745	\$25,244	970	\$27,379	10,756	\$21,920	4,735	\$21,666	6,021	\$22,119
0309	CORRESPONDENCE CLERK	251	\$25,245	45	\$25,522	206	\$25,522	44	\$27,800	9	\$25,929	35	\$28,281	207	\$24,703	36	\$23,493	171	\$24,957
0312	CLERK-STENOGRAPHER AND REPORTER	108	\$27,128	4	\$35,901	104	\$26,791	4	\$31,986	4	\$31,986	86	\$26,912	1	\$30,130	85	\$26,874
0313	WORK UNIT SUPERVISING	160	\$34,333	12	\$32,299	148	\$34,498	6	\$40,154	6	\$40,154	153	\$34,160	12	\$32,299	141	\$34,319
0318	SECRETARY	64,484	\$28,376	1,635	\$25,718	62,849	\$28,445	15,833	\$31,746	385	\$28,451	15,448	\$31,828	45,739	\$27,304	1,068	\$25,074	44,671	\$27,357
0319	CLOSED MICROPHONE REPORTING	139	\$34,665	27	\$34,065	112	\$34,810	10	\$37,222	2	\$33,202	8	\$38,227	110	\$34,381	20	\$33,769	90	\$34,517
0322	CLERK-TYPIST	2,962	\$23,789	541	\$26,474	2,421	\$23,189	573	\$28,188	175	\$34,786	398	\$25,286	1,823	\$21,915	231	\$21,229	1,592	\$22,014
0326	OFFICE AUTOMATION CLERICAL AND ASSISTANCE	9,297	\$20,686	1,304	\$20,435	7,993	\$20,727	1,379	\$20,580	269	\$20,168	1,110	\$20,680	7,606	\$20,836	993	\$20,628	6,613	\$20,867
0335	COMPUTER CLERK AND ASSISTANT	502	\$20,960	216	\$20,153	286	\$21,570	68	\$20,166	42	\$19,194	26	\$21,734	424	\$21,155	170	\$20,417	254	\$21,649
0344	MANAGEMENT AND PROGRAM CLERICAL AND ASSISTANCE	1,061	\$24,399	190	\$24,147	871	\$24,454	58	\$24,009	13	\$23,277	45	\$24,221	955	\$24,557	158	\$24,426	797	\$24,583
0350	EQUIPMENT OPERATOR	1,382	\$23,719	778	\$24,118	604	\$23,206	190	\$26,461	113	\$27,425	77	\$25,046	1,164	\$23,353	649	\$23,603	515	\$23,039
0351	PRINTING CLERICAL	141	\$25,692	39	\$26,078	102	\$25,544	54	\$27,852	17	\$28,401	37	\$27,600	80	\$24,812	19	\$25,087	61	\$24,727
0356	DATA TRANSCRIBER	2,609	\$22,440	281	\$22,788	2,328	\$22,398	56	\$24,789	9	\$22,677	47	\$25,193	2,545	\$22,403	271	\$22,808	2,274	\$22,354
0357	CODING	177	\$25,548	33	\$25,788	144	\$25,493	25	\$27,363	5	\$28,745	20	\$27,017	152	\$25,249	28	\$25,261	124	\$25,247
0359	ELECTRIC ACCOUNTING MACHINE OPERATION	1	\$29,643	1	\$29,643	1	\$29,643	1	\$29,643
0382	TELEPHONE OPERATING	1,436	\$21,883	395	\$21,568	1,041	\$22,002	85	\$25,208	10	\$24,727	75	\$25,272	1,188	\$22,115	310	\$22,144	878	\$22,105
0394	COMMUNICATIONS CLERICAL	262	\$24,942	50	\$24,808	212	\$24,974	32	\$28,360	4	\$30,723	28	\$28,022	218	\$24,742	43	\$24,719	175	\$24,748
0300	GENERAL ADMINISTRATION, CLERICAL, AND OFFICE SERVICES	128,592	\$25,388	18,783	\$22,628	109,809	\$25,860	22,694	\$29,255	2,525	\$24,694	20,169	\$29,826	100,154	\$24,605	14,975	\$22,433	85,179	\$24,987
0503	FINANCIAL CLERICAL AND ASSISTANCE	2,592	\$23,523	625	\$23,218	1,967	\$23,619	75	\$24,457	17	\$24,008	58	\$24,589	2,478	\$23,536	598	\$23,227	1,880	\$23,634
0525	ACCOUNTING TECHNICIAN	30	\$19,332	11	\$20,431	19	\$18,696	5	\$19,725	1	\$21,758	4	\$19,254	25	\$19,254	10	\$20,298	15	\$18,557
0530	CASH PROCESSING	1,447	\$23,915	273	\$23,807	1,174	\$23,940	35	\$26,887	7	\$25,886	28	\$27,138	1,305	\$24,164	241	\$24,126	1,064	\$24,173
0540	VOUCHER EXAMINING	2,409	\$25,298	646	\$24,846	1,763	\$25,464	222	\$29,658	44	\$28,535	178	\$29,935	2,070	\$25,082	555	\$24,858	1,515	\$25,164
0544	CIVILIAN PAY	162	\$21,754	45	\$22,052	117	\$21,639	3	\$22,879	3	\$22,879	139	\$22,128	37	\$22,702	102	\$21,919
0545	MILITARY PAY	129	\$20,834	42	\$20,556	87	\$20,968	1	\$18,687	1	\$18,687	126	\$20,916	39	\$20,799	87	\$20,968
0561	BUDGET CLERICAL AND ASSISTANCE	696	\$24,079	109	\$23,654	587	\$24,158	26	\$24,719	6	\$23,945	20	\$24,951	618	\$24,377	89	\$24,175	529	\$24,411
0592	TAX EXAMINING	2,330	\$23,819	561	\$23,306	1,769	\$23,982	7	\$25,252	1	\$24,728	6	\$25,339	2,322	\$23,814	559	\$23,300	1,763	\$23,978
0500	ACCOUNTING AND BUDGET	9,795	\$24,050	2,312	\$23,700	7,483	\$24,158	374	\$27,713	77	\$26,672	297	\$27,983	9,083	\$24,037	2,128	\$23,745	6,955	\$24,127
0679	MEDICAL CLERK	10,176	\$22,587	1,998	\$22,394	8,178	\$22,634	362	\$23,808	54	\$23,295	308	\$23,898	9,561	\$22,621	1,869	\$22,439	7,692	\$22,665
0600	MEDICAL, HOSPITAL, DENTAL, AND PUBLIC HEALTH	10,176	\$22,587	1,998	\$22,394	8,178	\$22,634	362	\$23,808	54	\$23,295	308	\$23,898	9,561	\$22,621	1,869	\$22,439	7,692	\$22,665
0986	LEGAL CLERICAL AND ASSISTANCE	4,375	\$25,353	592	\$23,959	3,783	\$25,571	717	\$24,956	158	\$23,776	559	\$25,290	3,607	\$25,452	428	\$24,030	3,179	\$25,643
0998	CLAIMS CLERICAL	6,273	\$25,826	1,108	\$25,113	5,165	\$25,979	71	\$26,383	16	\$24,494	55	\$26,932	6,175	\$25,836	1,081	\$25,158	5,094	\$25,980
0900	LEGAL AND KINDRED	10,648	\$25,632	1,700	\$24,711	8,948	\$25,806	788	\$25,085	174	\$23,842	614	\$25,437	9,782	\$25,694	1,509	\$24,838	8,273	\$25,850

TABLE W-C2 FULL-TIME CIVILIAN WHITE-COLLAR EMPLOYMENT AND AVERAGE SALARY BY OCCUPATIONAL CATEGORY, OCCUPATION, MAJOR GEOGRAPHIC AREA, AND GENDER, SEPTEMBER 30, 1997

OCCUPATION WITHIN OCCUPATIONAL CATEGORY		ALL AREAS						WASHINGTON, DC-MD-VA-WV METROPOLITAN STATISTICAL AREA						UNITED STATES EXCLUDING WASHINGTON, DC-MD-VA-WV METROPOLITAN STATISTICAL AREA					
		TOTAL		MEN		WOMEN		TOTAL		MEN		WOMEN		TOTAL		MEN		WOMEN	
		EMPLOYMENT	AVERAGE SALARY	EMPLOYMENT	AVERAGE SALARY	EMPLOYMENT	AVERAGE SALARY	EMPLOYMENT	AVERAGE SALARY	EMPLOYMENT	AVERAGE SALARY	EMPLOYMENT	AVERAGE SALARY	EMPLOYMENT	AVERAGE SALARY	EMPLOYMENT	AVERAGE SALARY	EMPLOYMENT	AVERAGE SALARY
CODES	TITLES																		
CLERICAL																			
1001	GENERAL ARTS AND INFORMATION	513	\$22,442	125	\$21,729	388	\$22,672	71	\$20,020	26	\$19,384	45	\$20,387	436	\$22,867	96	\$22,413	340	\$22,995
1021	OFFICE DRAFTING	5	\$25,185	5	\$25,185	5	\$25,185	5	\$25,185	
1046	LANGUAGE CLERICAL	49	\$26,130	8	\$24,380	41	\$26,471	3	\$30,702	3	\$30,702	26	\$27,281	26	\$27,281
1087	EDITORIAL ASSISTANCE	208	\$24,691	18	\$24,524	190	\$24,707	22	\$25,053	1	\$24,077	21	\$25,099	182	\$24,743	16	\$24,661	166	\$24,751
1000	INFORMATION AND ARTS	775	\$23,297	156	\$22,298	619	\$23,548	96	\$21,507	27	\$19,558	69	\$22,269	649	\$23,587	117	\$22,839	532	\$23,752
1101	GENERAL BUSINESS AND INDUSTRY	1,675	\$23,163	274	\$23,668	1,401	\$23,064	28	\$26,928	9	\$28,569	19	\$26,150	1,577	\$23,260	244	\$23,853	1,333	\$23,151
1106	PROCUREMENT CLERICAL AND TECHNICIAN	2,501	\$24,328	387	\$24,279	2,114	\$24,337	111	\$25,278	16	\$26,469	95	\$25,077	2,314	\$24,418	350	\$24,434	1,964	\$24,416
1107	PROPERTY DISPOSAL CLERICAL AND TECHNICIAN	266	\$24,605	77	\$24,500	189	\$24,647	6	\$24,496	5	\$24,710	1	\$23,426	252	\$24,701	69	\$24,495	183	\$24,778
1100	BUSINESS AND INDUSTRY	4,442	\$23,905	738	\$24,075	3,704	\$23,871	145	\$25,564	30	\$26,806	115	\$25,240	4,143	\$23,995	663	\$24,227	3,480	\$23,950
1421	ARCHIVES TECHNICIAN	718	\$22,094	285	\$22,086	433	\$22,099	189	\$23,297	90	\$23,462	99	\$23,147	527	\$21,672	194	\$21,461	333	\$21,795
1400	LIBRARY AND ARCHIVES	718	\$22,094	285	\$22,086	433	\$22,099	189	\$23,297	90	\$23,462	99	\$23,147	527	\$21,672	194	\$21,461	333	\$21,795
1531	STATISTICAL ASSISTANT	713	\$24,264	82	\$24,414	631	\$24,245	91	\$27,331	19	\$28,235	72	\$27,092	616	\$23,850	61	\$23,227	555	\$23,919
1500	MATHEMATICS AND STATISTICS	713	\$24,264	82	\$24,414	631	\$24,245	91	\$27,331	19	\$28,235	72	\$27,092	616	\$23,850	61	\$23,227	555	\$23,919
1802	COMPLIANCE INSPECTION AND SUPPORT	1,215	\$24,014	526	\$24,530	689	\$23,620	31	\$23,434	9	\$23,294	22	\$23,492	1,147	\$24,071	491	\$24,631	656	\$23,651
1897	CUSTOMS AID	559	\$24,616	198	\$24,392	361	\$24,739	1	\$27,332	1	\$27,332	542	\$24,675	189	\$24,493	353	\$24,772
1800	INVESTIGATION	1,774	\$24,204	724	\$24,492	1,050	\$24,005	32	\$23,556	9	\$23,294	23	\$23,659	1,689	\$24,265	680	\$24,593	1,009	\$24,043
2001	GENERAL SUPPLY	53	\$28,390	13	\$28,167	40	\$28,462	1	\$23,697	1	\$23,697	52	\$28,480	13	\$28,167	39	\$28,584
2005	SUPPLY CLERICAL AND TECHNICIAN	2,506	\$22,024	1,067	\$22,595	1,439	\$21,600	61	\$22,833	30	\$22,478	31	\$23,176	2,306	\$22,211	969	\$22,865	1,337	\$21,737
2091	SALES STORE CLERICAL	1,847	\$20,123	193	\$20,094	1,654	\$20,126	85	\$24,325	10	\$24,827	75	\$24,258	1,515	\$20,218	136	\$20,300	1,379	\$20,210
2000	SUPPLY	4,406	\$21,303	1,273	\$22,273	3,133	\$20,910	147	\$23,701	40	\$23,065	107	\$23,939	3,873	\$21,516	1,118	\$22,615	2,755	\$21,070
2102	TRANSPORTATION CLERK AND ASSISTANT	524	\$22,042	169	\$22,449	355	\$21,848	9	\$21,729	3	\$20,370	6	\$22,408	462	\$22,518	135	\$23,453	327	\$22,131
2131	FREIGHT RATE	164	\$26,831	44	\$26,812	120	\$26,838	16	\$26,833	4	\$24,569	12	\$27,588	146	\$26,816	38	\$26,991	108	\$26,755
2151	DISPATCHING	419	\$25,886	279	\$26,555	140	\$24,555	7	\$26,018	5	\$27,612	2	\$22,035	402	\$25,968	267	\$26,610	135	\$24,699
2100	TRANSPORTATION	1,107	\$24,207	492	\$25,167	615	\$23,438	32	\$25,219	12	\$24,787	20	\$25,479	1,010	\$24,512	440	\$25,674	570	\$23,615
TOTAL CLERICAL		184,022	\$24,958	31,338	\$23,054	152,684	\$25,349	26,185	\$28,839	3,341	\$24,857	22,844	\$29,421	150,332	\$24,386	26,106	\$22,989	124,226	\$24,680
OTHER																			
0007	CORRECTIONAL OFFICER	12,601	\$33,792	11,112	\$33,856	1,489	\$33,313	12,443	\$33,825	10,981	\$33,884	1,462	\$33,382
0081	FIRE PROTECTION AND PREVENTION	9,510	\$28,961	9,319	\$28,983	191	\$27,876	416	\$30,294	407	\$30,337	9	\$28,375	8,795	\$28,886	8,620	\$28,907	175	\$27,839
0082	UNITED STATES MARSHAL	89	\$98,909	80	\$99,024	9	\$97,886	3	\$108,200	3	\$108,200	83	\$98,624	74	\$98,713	9	\$97,886
0083	POLICE	8,709	\$31,578	8,084	\$31,560	625	\$31,816	2,791	\$38,389	2,532	\$38,539	259	\$36,928	5,781	\$28,509	5,422	\$28,520	359	\$28,346
0084	NUCLEAR MATERIALS COURIER	226	\$35,695	226	\$35,695	226	\$35,695	226	\$35,695
0085	SECURITY GUARD	4,095	\$25,444	3,707	\$25,546	388	\$24,470	1,047	\$25,620	864	\$25,814	183	\$24,704	2,931	\$25,638	2,727	\$25,739	204	\$24,287
0099	GENERAL STUDENT TRAINEE	218	\$20,480	121	\$20,254	97	\$20,763	17	\$22,889	10	\$22,562	7	\$23,356	200	\$20,274	111	\$20,046	89	\$20,558
0000	MISCELLANEOUS OCCUPATIONS	35,448	\$31,082	32,649	\$31,075	2,799	\$31,155	4,274	\$34,461	3,816	\$34,796	458	\$31,668	30,459	\$30,704	28,161	\$30,670	2,298	\$31,122
0199	SOCIAL SCIENCE STUDENT TRAINEE	107	\$26,328	42	\$26,114	65	\$26,467	27	\$30,232	8	\$29,948	19	\$30,351	79	\$25,021	34	\$25,212	45	\$24,878
0100	SOCIAL SCIENCE, PSYCHOLOGY, AND WELFARE	107	\$26,328	42	\$26,114	65	\$26,467	27	\$30,232	8	\$29,948	19	\$30,351	79	\$25,021	34	\$25,212	45	\$24,878
0299	PERSONNEL MANAGEMENT STUDENT TRAINEE	56	\$22,087	18	\$22,602	38	\$21,843	17	\$24,430	5	\$24,233	12	\$24,512	38	\$21,211	13	\$21,974	25	\$20,814
0200	PERSONNEL MANAGEMENT AND INDUSTRIAL RELATIONS	56	\$22,087	18	\$22,602	38	\$21,843	17	\$24,430	5	\$24,233	12	\$24,512	38	\$21,211	13	\$21,974	25	\$20,814
0399	ADMINISTRATION AND OFFICE SUPPORT STUDENT TRAINEE	528	\$20,397	193	\$21,066	335	\$20,012	159	\$20,771	62	\$21,145	97	\$20,533	367	\$20,244	131	\$21,028	236	\$19,808
0300	GENERAL ADMINISTRATION, CLERICAL, AND OFFICE SERVICES	528	\$20,397	193	\$21,066	335	\$20,012	159	\$20,771	62	\$21,145	97	\$20,533	367	\$20,244	131	\$21,028	236	\$19,808
0499	BIOLOGICAL SCIENCE STUDENT TRAINEE	217	\$22,711	96	\$21,409	121	\$23,744	14	\$24,231	5	\$21,754	9	\$25,607	203	\$22,606	91	\$21,391	112	\$23,594
0400	BIOLOGICAL SCIENCES	217	\$22,711	96	\$21,409	121	\$23,744	14	\$24,231	5	\$21,754	9	\$25,607	203	\$22,606	91	\$21,391	112	\$23,594
0599	FINANCIAL MANAGEMENT STUDENT TRAINEE	110	\$21,019	25	\$20,771	85	\$21,092	26	\$23,907	6	\$20,934	20	\$24,800	83	\$20,124	19	\$20,719	64	\$19,947
0500	ACCOUNTING AND BUDGET	110	\$21,019	25	\$20,771	85	\$21,092	26	\$23,907	6	\$20,934	20	\$24,800	83	\$20,124	19	\$20,719	64	\$19,947
0699	MEDICAL AND HEALTH STUDENT TRAINEE	85	\$23,991	22	\$23,829	63	\$24,048	16	\$26,602	3	\$23,434	13	\$27,333	69	\$23,386	19	\$23,891	50	\$23,194
0600	MEDICAL, HOSPITAL, DENTAL, AND PUBLIC HEALTH	85	\$23,991	22	\$23,829	63	\$24,048	16	\$26,602	3	\$23,434	13	\$27,333	69	\$23,386	19	\$23,891	50	\$23,194

TABLE W-C2 FULL-TIME CIVILIAN WHITE-COLLAR EMPLOYMENT AND AVERAGE SALARY BY OCCUPATIONAL CATEGORY, OCCUPATION, MAJOR GEOGRAPHIC AREA, AND GENDER, SEPTEMBER 30, 1997

OCCUPATION WITHIN OCCUPATIONAL CATEGORY		ALL AREAS						WASHINGTON, DC-MD-VA-WV METROPOLITAN STATISTICAL AREA						UNITED STATES EXCLUDING WASHINGTON, DC-MD-VA-WV METROPOLITAN STATISTICAL AREA					
		TOTAL		MEN		WOMEN		TOTAL		MEN		WOMEN		TOTAL		MEN		WOMEN	
		EMPLOYMENT	AVERAGE SALARY	EMPLOYMENT	AVERAGE SALARY	EMPLOYMENT	AVERAGE SALARY	EMPLOYMENT	AVERAGE SALARY	EMPLOYMENT	AVERAGE SALARY	EMPLOYMENT	AVERAGE SALARY	EMPLOYMENT	AVERAGE SALARY	EMPLOYMENT	AVERAGE SALARY	EMPLOYMENT	AVERAGE SALARY
CODES	TITLES																		
OTHER																			
0799	VETERINARY STUDENT TRAINEE	1	\$41,258	1	\$41,258	1	\$41,258	1	\$41,258
0700	VETERINARY MEDICAL SCIENCE	1	\$41,258	1	\$41,258	1	\$41,258	1	\$41,258
0899	ENGINEERING AND ARCHITECTURE STUDENT TRAINEE	445	\$21,464	324	\$21,832	121	\$20,480	80	\$23,015	64	\$23,477	16	\$21,165	362	\$21,155	260	\$21,427	102	\$20,462
0800	ENGINEERING AND ARCHITECTURE	445	\$21,464	324	\$21,832	121	\$20,480	80	\$23,015	64	\$23,477	16	\$21,165	362	\$21,155	260	\$21,427	102	\$20,462
0999	LEGAL OCCUPATIONS STUDENT TRAINEE	30	\$24,665	16	\$24,683	14	\$24,645	13	\$26,681	8	\$27,251	5	\$25,770	17	\$23,124	8	\$22,115	9	\$24,020
0900	LEGAL AND KINDRED	30	\$24,665	16	\$24,683	14	\$24,645	13	\$26,681	8	\$27,251	5	\$25,770	17	\$23,124	8	\$22,115	9	\$24,020
1099	INFORMATION AND ARTS STUDENT TRAINEE	25	\$22,893	9	\$21,448	16	\$23,705	10	\$25,631	4	\$24,365	6	\$26,475	15	\$21,067	5	\$19,114	10	\$22,044
1000	INFORMATION AND ARTS	25	\$22,893	9	\$21,448	16	\$23,705	10	\$25,631	4	\$24,365	6	\$26,475	15	\$21,067	5	\$19,114	10	\$22,044
1199	BUSINESS AND INDUSTRY STUDENT TRAINEE	68	\$22,425	25	\$21,854	43	\$22,757	17	\$28,170	7	\$26,843	10	\$29,099	51	\$20,510	18	\$19,914	33	\$20,836
1100	BUSINESS AND INDUSTRY	68	\$22,425	25	\$21,854	43	\$22,757	17	\$28,170	7	\$26,843	10	\$29,099	51	\$20,510	18	\$19,914	33	\$20,836
1399	PHYSICAL SCIENCE STUDENT TRAINEE	133	\$22,756	90	\$23,126	43	\$21,982	16	\$18,936	12	\$18,345	4	\$20,709	117	\$23,278	78	\$23,861	39	\$22,113
1300	PHYSICAL SCIENCES	133	\$22,756	90	\$23,126	43	\$21,982	16	\$18,936	12	\$18,345	4	\$20,709	117	\$23,278	78	\$23,861	39	\$22,113
1499	LIBRARY AND ARCHIVES STUDENT TRAINEE	4	\$22,882	2	\$21,818	2	\$23,947	4	\$22,882	2	\$21,818	2	\$23,947
1400	LIBRARY AND ARCHIVES	4	\$22,882	2	\$21,818	2	\$23,947	4	\$22,882	2	\$21,818	2	\$23,947
1599	MATHEMATICS AND STATISTICS STUDENT TRAINEE	47	\$22,569	31	\$21,560	16	\$24,526	14	\$26,015	9	\$24,480	5	\$28,780	33	\$21,108	22	\$20,365	11	\$22,592
1500	MATHEMATICS AND STATISTICS	47	\$22,569	31	\$21,560	16	\$24,526	14	\$26,015	9	\$24,480	5	\$28,780	33	\$21,108	22	\$20,365	11	\$22,592
1699	EQUIPMENT AND FACILITIES MANAGEMENT STUDENT TRAINEE	3	\$22,446	3	\$22,446	1	\$26,760	1	\$26,760	2	\$20,289	2	\$20,289
1600	EQUIPMENT, FACILITIES, AND SERVICES	3	\$22,446	3	\$22,446	1	\$26,760	1	\$26,760	2	\$20,289	2	\$20,289
1799	EDUCATION STUDENT TRAINEE	19	\$24,398	2	\$26,193	17	\$24,187	19	\$24,398	2	\$26,193	17	\$24,187
1700	EDUCATION	19	\$24,398	2	\$26,193	17	\$24,187	19	\$24,398	2	\$26,193	17	\$24,187
1884	CUSTOMS PATROL OFFICER	19	\$40,591	17	\$40,492	2	\$41,431	19	\$40,591	17	\$40,492	2	\$41,431
1896	BORDER PATROL AGENT	6,819	\$37,253	6,516	\$37,348	303	\$35,196	15	\$73,611	14	\$74,258	1	\$64,555	6,770	\$37,153	6,468	\$37,249	302	\$35,099
1899	INVESTIGATION STUDENT TRAINEE	58	\$20,422	34	\$20,702	24	\$20,025	1	\$18,687	1	\$18,687	56	\$20,506	33	\$20,764	23	\$20,137
1800	INVESTIGATION	6,896	\$37,120	6,567	\$37,270	329	\$34,127	16	\$70,178	15	\$70,553	1	\$64,555	6,845	\$37,027	6,518	\$37,174	327	\$34,085
1999	QUALITY INSPECTION STUDENT TRAINEE	6	\$14,475	4	\$13,278	2	\$16,869	6	\$14,475	4	\$13,278	2	\$16,869
1900	QUALITY ASSURANCE, INSPECTION, AND GRADING	6	\$14,475	4	\$13,278	2	\$16,869	6	\$14,475	4	\$13,278	2	\$16,869
2099	SUPPLY STUDENT TRAINEE	11	\$20,946	2	\$29,353	9	\$19,078	11	\$20,946	2	\$29,353	9	\$19,078
2000	SUPPLY	11	\$20,946	2	\$29,353	9	\$19,078	11	\$20,946	2	\$29,353	9	\$19,078
2199	TRANSPORTATION STUDENT TRAINEE	18	\$19,753	10	\$19,669	8	\$19,859	6	\$21,461	3	\$20,921	3	\$22,001	10	\$19,190	5	\$19,806	5	\$18,573
2100	TRANSPORTATION	18	\$19,753	10	\$19,669	8	\$19,859	6	\$21,461	3	\$20,921	3	\$22,001	10	\$19,190	5	\$19,806	5	\$18,573
TOTAL OTHER		44,257	\$31,626	40,130	\$31,882	4,127	\$29,137	4,706	\$33,590	4,028	\$34,347	678	\$29,090	38,791	\$31,469	35,394	\$31,687	3,397	\$29,196
UNSPECIFIED																			
0335	COMPUTER CLERK AND ASSISTANT	1	\$29,090	1	\$29,090	1	\$29,090	1	\$29,090
0344	MANAGEMENT AND PROGRAM CLERICAL AND ASSISTANCE	1	\$29,344	1	\$29,344	1	\$29,344	1	\$29,344
0300	GENERAL ADMINISTRATION, CLERICAL, AND OFFICE SERVICES	2	\$29,217	1	\$29,090	1	\$29,344	2	\$29,217	1	\$29,090	1	\$29,344
2299	UNSPECIFIED WHITE-COLLAR SERIES	317	\$56,589	186	\$63,087	131	\$47,362	59	\$86,313	39	\$96,205	20	\$67,023	252	\$49,993	143	\$54,699	109	\$43,819
2200	UNSPECIFIED	317	\$56,589	186	\$63,087	131	\$47,362	59	\$86,313	39	\$96,205	20	\$67,023	252	\$49,993	143	\$54,699	109	\$43,819
TOTAL UNSPECIFIED		319	\$56,417	187	\$62,906	132	\$47,226	59	\$86,313	39	\$96,205	20	\$67,023	254	\$49,829	144	\$54,521	110	\$43,687

54

TABLE W-D1 FULL-TIME CIVILIAN WHITE-COLLAR EMPLOYMENT BY OCCUPATION, GENDER, GENERAL SCHEDULE AND RELATED GRADE, AND AVERAGE GRADE, ALL AREAS, SEPTEMBER 30, 1997

OCCUPATION CODES 1/ TITLES	GRAND TOTAL	GENERAL SCHEDULE AND RELATED GRADES															MEDIAN GRADE	AVERAGE GRADE	SENIOR PAY LEVELS	OTHER	
		TOTAL	1	2	3	4	5	6	7	8	9	10	11	12	13	14					15
GRAND TOTAL	1,479,448	1,394,968	1,468	2,225	15,049	66,678	136,834	96,446	138,518	43,618	132,071	17,647	190,850	235,846	175,530	90,442	51,746	11.0	9.69	15,730	68,750
WOMEN	720,531	671,528	1,090	1,365	9,330	46,410	96,928	71,131	91,161	27,840	66,909	7,742	85,866	83,097	50,378	21,346	10,935	8.0	8.53	3,212	45,791
0006 A CORRECTIONAL INSTITUTION ADMINISTRATION	1,663	1,623	1	...	2	...	41	...	151	636	341	327	124	12.0	12.66	40	...
WOMEN	425	422	2	...	19	...	69	153	110	50	19	12.0	12.31	3	...
0007 O CORRECTIONAL OFFICER	12,601	12,601	5	774	1,444	4,284	3,896	1,396	1	718	56	27	7.0	7.56
WOMEN	1,489	1,489	126	214	482	365	230	...	64	7	1	7.0	7.44
0011 A BOND SALES PROMOTION	111	111	7	...	8	...	11	54	16	10	5	12.0	11.83
WOMEN	24	24	5	...	5	...	4	7	2	1	...	11.0	10.33
0018 A SAFETY AND OCCUPATIONAL HEALTH MANAGEMENT	4,271	4,249	28	1	131	1	530	57	1,292	1,349	557	233	70	12.0	11.38	18	4
WOMEN	892	888	10	...	50	1	136	4	276	253	100	49	9	11.0	11.11	3	1
0019 T SAFETY TECHNICIAN	244	244	10	60	56	73	12	19	2	7	5	6.0	6.60
WOMEN	104	104	10	22	29	36	2	3	1	1	6.0	6.15
0020 P COMMUNITY PLANNING	555	545	12	...	16	...	73	156	180	78	30	13.0	12.45	9	1
WOMEN	142	139	4	...	6	...	22	50	46	9	2	12.0	12.07	2	1
0021 T COMMUNITY PLANNING TECHNICIAN	18	18	2	2	4	...	5	...	4	1	9.0	8.39
WOMEN	13	13	2	2	2	...	4	...	2	1	9.0	8.15
0023 A OUTDOOR RECREATION PLANNING	646	646	8	...	20	...	141	...	244	151	65	16	1	11.0	10.88
WOMEN	239	239	1	...	11	...	79	...	80	51	14	3	...	11.0	10.50
0025 * PARK RANGER	6,141	6,125	2	8	44	405	950	59	503	...	2,223	6	846	561	309	135	74	9.0	8.74	16	...
WOMEN	1,780	1,776	1	4	15	165	325	21	166	...	646	...	221	115	65	25	7	9.0	8.19	4	...
0028 A ENVIRONMENTAL PROTECTION SPECIALIST	5,551	5,545	26	...	158	...	723	8	1,198	1,382	1,159	578	313	12.0	11.80	5	1
WOMEN	2,178	2,177	16	...	102	...	267	2	399	580	483	217	111	12.0	11.74	1	...
0029 T ENVIRONMENTAL PROTECTION ASSISTANT	529	529	3	9	88	109	263	39	18	7.0	6.53
WOMEN	362	362	2	6	61	82	184	20	7	7.0	6.46
0030 A SPORTS SPECIALIST	587	587	22	2	223	15	226	9	46	18	1	25	...	9.0	8.54
WOMEN	94	94	5	...	45	1	34	2	5	2	7.0	8.01
0050 A FUNERAL DIRECTING	44	44	1	1	2	8	24	5	3	...	12.0	11.75
WOMEN	4	4	1	3	12.0	11.75
0060 P CHAPLAIN	605	593	25	454	103	9	2	12.0	12.17	1	11
WOMEN	52	45	3	36	5	...	1	12.0	12.11	...	7
0062 A CLOTHING DESIGN	25	25	3	9	3	1	12.0	11.48
WOMEN	18	18	2	7	2	11.0	11.39
0072 * FINGERPRINT IDENTIFICATION	1,061	1,061	9	427	143	270	32	27	27	11	41	62	11	1	6.0	6.86
WOMEN	600	600	6	241	102	183	19	13	10	6	11	9	6.0	6.34
0080 A SECURITY ADMINISTRATION	6,315	6,276	13	2	163	97	823	23	1,438	2,015	968	536	198	12.0	11.58	33	6
WOMEN	2,337	2,337	11	...	87	9	398	12	655	745	301	101	18	11.0	11.20
0081 O FIRE PROTECTION AND PREVENTION	9,510	9,502	2	3	86	197	2,038	3,599	1,847	600	337	255	289	158	82	7	2	6.0	6.57	...	8
WOMEN	191	191	3	10	60	47	24	27	7	4	6	2	1	6.0	6.39
0082 O UNITED STATES MARSHAL	89	68	68	15.0	15.00	21	...
WOMEN	9	8	8	15.0	15.00	1	...
0083 O POLICE	8,709	6,298	23	165	1,777	2,316	924	618	226	118	86	37	7	1	...	6.0	6.29	...	2,411
WOMEN	625	416	7	17	110	156	55	48	13	2	3	5	6.0	6.19	...	209
0084 O NUCLEAR MATERIALS COURIER	226	226	119	57	40	10	8.0	8.74
WOMEN	0.0	0.00
0085 O SECURITY GUARD	4,095	4,056	3	30	129	1,025	1,672	363	268	448	38	8	6	57	8	1	...	5.0	5.38	6	33
WOMEN	388	386	2	4	27	79	145	39	18	66	2	4	5.0	5.40	...	2
0086 C SECURITY CLERICAL AND ASSISTANCE	1,582	1,582	1	1	22	205	361	341	518	75	57	...	1	6.0	6.00
WOMEN	1,109	1,109	1	3	140	232	259	375	52	46	6.0	6.09
0090 T GUIDE	246	246	2	...	10	71	109	39	11	1	1	1	1	5.0	4.92
WOMEN	97	97	2	...	6	31	39	14	4	...	1	5.0	4.74
0095 P FOREIGN LAW SPECIALIST	20	19	2	1	15.0	14.74	...	1
WOMEN	9	9	1	1	15.0	14.67
0099 O GENERAL STUDENT TRAINEE	218	218	7	9	42	74	50	3	19	...	13	...	1	4.0	4.48
WOMEN	97	97	5	5	19	26	23	1	11	...	7	4.0	4.51
0000 MISCELLANEOUS OCCUPATIONS	65,662	63,037	17	51	359	2,175	8,407	8,479	9,700	5,953	6,929	557	6,475	7,164	3,895	1,972	904	8.0	8.49	149	2,476
WOMEN	13,278	13,044	10	14	82	490	1,429	966	1,846	610	1,925	37	1,825	2,032	1,140	456	182	9.0	9.13	14	220
0101 P SOCIAL SCIENCE	6,272	6,123	47	1	215	4	1,451	8	2,039	873	862	351	272	11.0	11.11	35	114
WOMEN	3,037	3,002	23	...	96	...	761	2	988	436	460	148	88	11.0	11.04	5	30
0102 T SOCIAL SCIENCE AID AND TECHNICIAN	685	685	10	43	159	132	183	28	108	2	16	4	6.0	6.58
WOMEN	347	347	2	27	87	86	101	14	24	2	4	6.0	6.24
0105 A SOCIAL INSURANCE ADMINISTRATION	25,323	25,296	72	...	257	11	943	44	17,025	4,370	1,619	821	134	11.0	11.28	27	...
WOMEN	16,650	16,642	45	...	166	11	683	23	12,240	2,412	721	303	38	11.0	11.15	8	...
0106 A UNEMPLOYMENT INSURANCE	118	117	6	34	52	14	11	13.0	12.91	1	...
WOMEN	49	48	5	14	23	2	4	13.0	12.71	1</	

TABLE W-D1 FULL-TIME CIVILIAN WHITE-COLLAR EMPLOYMENT BY OCCUPATION, GENDER, GENERAL SCHEDULE AND RELATED GRADE, AND AVERAGE GRADE, ALL AREAS, SEPTEMBER 30, 1997

OCCUPATION		GENERAL SCHEDULE AND RELATED GRADES																MEDIAN GRADE	AVERAGE GRADE	SENIOR PAY LEVELS	OTHER		
CODES 1/	TITLES	GRAND TOTAL	TOTAL	1	2	3	4	5	6	7	8	9	10	11	12	13	14					15	
0110	P ECONOMIST	5,252	4,838	8	...	151	...	139	...	523	1,174	1,057	993	793	13.0	12.76	289	125	
	WOMEN	1,443	1,354	2	...	73	...	60	...	195	371	265	241	147	12.0	12.32	58	31	
0119	T ECONOMICS ASSISTANT	130	130	5	1	56	49	12	6	1	7.0	6.65
	WOMEN	102	102	1	44	40	10	6	1	7.0	6.78
0130	P FOREIGN AFFAIRS	3,554	3,009	5	34	223	...	675	557	93	647	775	13.0	12.73	531	14	
	WOMEN	1,127	1,030	5	12	80	...	230	238	50	206	209	12.0	12.53	94	3	
0131	P INTERNATIONAL RELATIONS	145	134	3	...	1	...	4	13	42	34	37	14.0	13.49	11	...	
	WOMEN	46	46	2	...	1	...	2	10	13	9	9	13.0	12.93	
0132	A INTELLIGENCE	4,726	4,686	14	...	129	...	301	1	779	1,233	1,539	498	192	12.0	12.15	35	5	
	WOMEN	1,730	1,724	12	...	86	...	169	1	512	403	387	132	22	12.0	11.53	6	...	
0134	C INTELLIGENCE AID AND CLERK	442	442	2	48	49	152	66	115	8	2	7.0	7.40
	WOMEN	360	360	2	33	39	133	57	90	5	1	7.0	7.40
0135	P FOREIGN AGRICULTURAL AFFAIRS	185	154	21	39	...	52	42	14.0	13.36	30	1	
	WOMEN	35	30	5	15	...	4	6	12.0	12.70	5	...	
0136	A INTERNATIONAL COOPERATION	27	26	2	2	8	6	6	2	13.0	12.62	...	1	
	WOMEN	19	18	2	...	6	4	5	1	13.0	12.61	...	1	
0140	P MANPOWER RESEARCH AND ANALYSIS	30	30	1	...	1	15	9	4	13.0	13.40	
	WOMEN	13	13	1	8	4	...	13.0	13.00	
0142	A MANPOWER DEVELOPMENT	448	442	2	...	18	...	49	108	177	53	35	13.0	12.62	6	...	
	WOMEN	215	214	12	...	30	65	80	20	7	12.0	12.35	1	...	
0150	P GEOGRAPHY	349	343	4	...	35	...	43	...	78	104	54	19	6	12.0	11.13	4	2	
	WOMEN	108	108	2	...	16	...	13	...	29	29	16	2	1	11.0	10.71	
0160	A CIVIL RIGHTS ANALYSIS	57	52	2	...	2	...	9	15	14	2	8	12.0	12.33	2	3	
	WOMEN	33	32	1	...	1	...	8	12	8	1	1	12.0	11.91	1	...	
0170	P HISTORY	652	638	2	...	14	...	38	...	118	229	147	64	26	12.0	12.06	7	7	
	WOMEN	162	162	1	...	7	...	10	...	42	59	32	7	4	12.0	11.65	
0180	P PSYCHOLOGY	3,563	3,370	6	...	25	...	157	...	177	598	1,831	415	161	13.0	12.69	24	169	
	WOMEN	1,215	1,141	4	...	20	...	92	...	100	215	586	102	22	13.0	12.31	7	67	
0181	T PSYCHOLOGY AID AND TECHNICIAN	702	697	3	39	131	215	49	233	9	16	2	7.0	7.57	...	5	
	WOMEN	338	333	2	21	61	94	17	126	5	7	7.0	7.61	...	5	
0184	P SOCIOLOGY	44	40	4	10	10	13	3	13.0	13.03	1	3	
	WOMEN	22	19	3	5	2	9	...	13.0	12.89	...	3	
0185	P SOCIAL WORK	4,817	4,790	167	1	3,403	999	159	59	2	11.0	11.24	4	23	
	WOMEN	2,783	2,763	115	...	2,039	506	86	17	...	11.0	11.18	1	19	
0186	T SOCIAL SERVICES AID AND ASSISTANT	965	964	13	52	311	146	303	60	68	...	11	6.0	6.24	...	1	
	WOMEN	534	533	9	37	170	102	143	44	28	6.0	6.08	...	1	
0187	A SOCIAL SERVICES	569	565	20	150	213	132	3	9	6	1	7	4	8.0	8.02	2	2
	WOMEN	395	393	14	12	109	158	89	3	5	1	...	1	1	8.0	7.88	...	2	
0188	A RECREATION SPECIALIST	1,853	1,846	1	1	77	20	556	46	840	62	203	36	3	1	...	9.0	8.49	...	7	
	WOMEN	655	654	1	23	6	263	16	271	15	49	10	9.0	8.21	...	1	
0189	T RECREATION AID AND ASSISTANT	2,029	1,994	2	150	501	540	587	130	79	3	2	4.0	4.15	...	35	
	WOMEN	894	880	...	71	240	237	242	61	26	1	2	4.0	4.08	...	14	
0190	P GENERAL ANTHROPOLOGY	90	85	7	...	12	30	13	8	15	12.0	12.48	3	2	
	WOMEN	37	35	5	...	7	13	2	4	4	12.0	12.00	1	1	
0193	P ARCHEOLOGY	1,050	1,049	31	...	110	...	239	...	342	239	71	12	5	11.0	10.36	1	...	
	WOMEN	394	394	14	...	52	...	115	...	124	67	20	2	...	11.0	9.96	
0199	O SOCIAL SCIENCE STUDENT TRAINEE	107	107	4	29	20	...	19	...	22	...	10	3	7.0	6.59	
	WOMEN	65	65	2	18	10	...	14	...	14	...	5	2	7.0	6.63	
0100	SOCIAL SCIENCE, PSYCHOLOGY, AND WELFARE	65,740	64,207	2	150	529	675	1,450	685	2,683	526	5,328	139	25,646	11,141	8,422	4,243	2,588	11.0	11.09	1,013	520	
	WOMEN	33,767	33,400	...	71	253	325	707	411	1,472	340	2,830	57	16,729	5,206	3,122	1,287	590	11.0	10.81	188	179	
0201	A PERSONNEL MANAGEMENT	10,978	10,822	2	16	64	...	187	5	887	...	2,251	3,122	2,611	1,161	516	12.0	12.00	90	66	
	WOMEN	7,605	7,509	6	44	...	164	...	765	...	1,782	2,299	1,631	589	229	12.0	11.77	48	48	
0203	* PERSONNEL CLERICAL AND ASSISTANCE	8,863	8,823	...	1	33	629	2,012	1,862	3,613	540	116	11	6	6.0	6.20	...	40	
	WOMEN	7,958	7,921	...	1	23	533	1,747	1,679	3,308	507	107	10	6	6.0	6.23	...	37	
0204	* MILITARY PERSONNEL CLERICAL AND TECHNICIAN	7,465	7,465	53	1,616	2,624	1,305	1,560	209	87	7	2	2	5.0	5.50	
	WOMEN	5,139	5,139	38	1,186	1,764	971	1,001	127	47	4	1	5.0	5.45	
0205	A MILITARY PERSONNEL MANAGEMENT	1,739	1,738	1	5	...	21	1	538	14	513	461	149	29	6	11.0	10.80	1	...	
	WOMEN	757	756	4	...	14	1	303	4	227	163	36	3	1	11.0	10.41	1	...	
0212	A PERSONNEL STAFFING	1,981	1,978	10	...	51	...	190	...	736	685	243	57	6	12.0	11.37	1	2	
	WOMEN	1,591	1,589	10	...	43	...	166	...	608	561	162	36	3	11.0	11.28	1	1	
0221	A POSITION CLASSIFICATION	978	977	3	...	14	...	36	...	311	371	198	40	4	12.0	11.77	...	1	
	WOMEN	589	588	3	...	11	...	27	...	205	215	113	13	1	12.0	11.63	...	1	
0222	A OCCUPATIONAL ANALYSIS	29	29	1	...	6	17	3	1	1	12.0	11.97	
	WOMEN	12	12	1	...	8	1					

TABLE W-D1 FULL-TIME CIVILIAN WHITE-COLLAR EMPLOYMENT BY OCCUPATION, GENDER, GENERAL SCHEDULE AND RELATED GRADE, AND AVERAGE GRADE, ALL AREAS, SEPTEMBER 30, 1997

OCCUPATION CODES 1/ TITLES	GRAND TOTAL	GENERAL SCHEDULE AND RELATED GRADES															MEDIAN GRADE	AVERAGE GRADE	SENIOR PAY LEVELS	OTHER	
		TOTAL	1	2	3	4	5	6	7	8	9	10	11	12	13	14					15
0233 A LABOR RELATIONS	1,083	1,079	1	...	6	7	36	...	204	399	284	116	26	12.0	12.20	2	2
WOMEN	528	527	1	...	4	7	33	...	136	190	114	35	7	12.0	11.84	1	...
0235 A EMPLOYEE DEVELOPMENT	1,990	1,965	12	...	24	...	170	4	511	633	439	137	35	12.0	11.79	1	24
WOMEN	1,329	1,312	12	...	20	...	137	2	368	434	263	60	16	12.0	11.59	...	17
0241 A MEDIATION	214	211	2	13	18	154	24	14.0	13.88	3	...
WOMEN	38	38	1	7	3	24	3	14.0	13.55
0243 A APPRENTICESHIP AND TRAINING	147	147	4	...	10	...	1	...	8	74	32	9	9	12.0	11.92
WOMEN	48	48	4	...	10	...	1	...	4	19	7	2	1	12.0	10.52
0244 A LABOR MANAGEMENT RELATIONS EXAMINING	374	374	2	...	8	...	10	...	9	25	226	55	39	13.0	12.96
WOMEN	135	135	1	...	4	...	6	...	8	15	88	7	6	13.0	12.50
0246 A CONTRACTOR INDUSTRIAL RELATIONS	125	125	1	...	10	...	17	39	36	18	4	12.0	12.26
WOMEN	65	65	1	...	9	...	15	22	13	4	1	12.0	11.65
0249 A WAGE AND HOUR COMPLIANCE	1,136	1,133	14	...	188	...	37	...	64	650	113	61	6	12.0	11.15	3	...
WOMEN	470	468	7	...	98	...	21	...	36	260	29	17	...	12.0	10.77	2	...
0260 A EQUAL EMPLOYMENT OPPORTUNITY	2,507	2,483	6	1	58	...	162	...	548	695	694	221	98	12.0	12.02	14	10
WOMEN	1,728	1,716	5	...	46	...	119	...	416	494	461	121	54	12.0	11.90	5	7
0270 A FEDERAL RETIREMENT BENEFITS	444	444	4	...	127	...	184	73	46	7	3	11.0	10.84
WOMEN	303	303	3	...	98	...	129	46	22	3	2	11.0	10.67
0299 O PERSONNEL MANAGEMENT STUDENT TRAINEE	56	56	4	18	22	1	8	...	3	5.0	5.05
WOMEN	38	38	4	12	14	1	5	...	2	5.0	4.97
0200 PERSONNEL MANAGEMENT AND INDUSTRIAL RELATIONS	41,895	41,628	...	1	92	2,280	4,782	3,169	5,796	762	2,634	36	5,876	7,826	5,433	2,156	785	11.0	9.47	115	152
WOMEN	29,639	29,467	...	1	65	1,737	3,619	2,651	4,767	642	2,044	20	4,339	5,131	3,163	959	329	9.0	9.06	58	114
0301 A MISCELLANEOUS ADMINISTRATION AND PROGRAM	50,515	46,743	3	5	8	71	308	39	1,339	205	7,793	499	8,399	10,451	8,203	5,502	3,918	12.0	11.73	2,495	1,277
WOMEN	25,060	23,708	3	5	7	62	237	29	938	151	5,410	295	5,043	5,127	3,327	1,862	1,212	11.0	11.20	639	713
0302 C MESSENGER	88	88	6	31	10	2	36	1	2	...	3.0	3.69
WOMEN	14	14	1	6	6	1	...	2.0	4.07
0303 * MISCELLANEOUS CLERK AND ASSISTANT	61,845	60,830	1,053	682	1,903	9,840	15,898	11,258	15,190	3,107	1,362	351	152	20	11	2	1	6.0	5.65	...	1,015
WOMEN	48,575	47,825	828	448	1,279	7,122	12,483	9,337	12,087	2,605	1,174	323	120	13	6	6.0	5.71	...	750
0304 C INFORMATION RECEPTIONIST	916	907	1	15	192	554	130	8	7	4.0	3.94	...	9
WOMEN	757	749	1	12	151	463	110	7	5	4.0	3.95	...	8
0305 C MAIL AND FILE	12,837	12,816	117	145	3,239	4,877	2,606	1,041	431	231	82	27	16	4	4.0	4.29	...	21
WOMEN	7,100	7,090	75	84	1,731	2,381	1,498	736	303	177	66	21	14	4	4.0	4.43	...	10
0309 C CORRESPONDENCE CLERK	251	250	61	141	28	15	3	1	1	5.0	5.07	...	1
WOMEN	206	206	46	118	24	14	3	1	5.0	5.11
0312 C CLERK-STENOGRAPHER AND REPORTER	108	105	1	35	40	8	2	9	6	1	2	1	5.0	5.48	...	3
WOMEN	104	101	1	35	39	7	2	9	6	...	2	5.0	5.37	...	3
0313 C WORK UNIT SUPERVISING	160	160	3	12	21	48	46	23	7	8.0	8.37
WOMEN	148	148	3	11	18	45	43	21	7	8.0	8.39
0318 C SECRETARY	64,484	64,093	18	2,742	22,425	18,342	11,757	5,436	2,379	710	237	44	3	6.0	6.10	1	390
WOMEN	62,849	62,463	18	2,601	21,620	17,930	11,563	5,382	2,361	707	236	42	3	6.0	6.11	...	386
0319 C CLOSED MICROPHONE REPORTING	139	139	3	2	15	78	35	6	8.0	8.14
WOMEN	112	112	3	1	12	64	27	5	8.0	8.13
0322 C CLERK-TYPIST	2,962	2,760	16	91	359	1,623	230	148	163	97	25	...	6	2	4.0	4.36	...	202
WOMEN	2,421	2,312	12	77	296	1,394	194	115	118	77	21	...	6	2	4.0	4.33	...	109
0326 * OFFICE AUTOMATION CLERICAL AND ASSISTANCE	14,674	14,538	50	322	1,619	7,278	3,954	880	415	17	3	4.0	4.32	...	136
WOMEN	12,859	12,727	43	254	1,363	6,306	3,563	807	374	15	2	4.0	4.34	...	132
0332 T COMPUTER OPERATION	3,893	3,870	2	...	4	79	314	463	1,425	605	563	229	149	31	6	7.0	7.48	...	23
WOMEN	2,043	2,031	2	54	175	264	796	319	251	99	62	7	2	7.0	7.31	...	12
0334 A COMPUTER SPECIALIST	55,301	54,912	3	212	8	1,018	39	4,724	30	10,738	20,667	12,223	4,131	1,119	12.0	11.86	71	318
WOMEN	21,820	21,679	1	111	6	571	9	2,306	11	4,887	8,304	4,135	1,088	250	12.0	11.61	19	122
0335 * COMPUTER CLERK AND ASSISTANT	6,793	6,777	3	11	56	431	1,172	1,181	2,448	654	700	73	36	12	7.0	6.61	1	15
WOMEN	4,655	4,643	2	3	22	258	782	837	1,710	509	450	42	20	8	7.0	6.65	...	12
0340 A PROGRAM MANAGEMENT	7,211	5,549	3	...	24	...	85	399	1,122	1,587	2,329	14.0	14.00	1,643	19
WOMEN	1,992	1,571	3	...	18	...	45	122	349	517	517	14.0	13.80	414	7
0341 A ADMINISTRATIVE OFFICER	7,989	7,759	7	6	213	83	1,687	48	2,047	1,779	899	549	441	11.0	11.31	168	62
WOMEN	5,516	5,434	6	5	188	79	1,477	25	1,548	1,239	472	261	134	11.0	10.90	35	47
0342 A SUPPORT SERVICES ADMINISTRATION	3,793	3,768	1	46	217	974	485	510	71	640	385	160	83	9.0	9.35	6	19
WOMEN	2,061	2,046	25	153	520	301	318	30	354	189	92	47	17	9.0	9.05	3	12
0343 A MANAGEMENT AND PROGRAM ANALYSIS	39,492	39,342	100	...	710	7	4,534	47	7,164	10,642	9,520	4,673	1,945	12.0	11.99	73	77
WOMEN	24,448	24,393	79	...	566	5	3,546	24	5,156	6,682	5,505	2,098	732	12.0	11.70	17	38
0344 * MANAGEMENT AND PROGRAM CLERICAL AND ASSISTANCE	6,556	6,552	...	1	3	80	976	1,342	3,521	454	117	16	8	4	6	24	...	7.0	6.61	...	4
WOMEN	5,612	5,608	...	1	1	58	810	1,190	3,022	407	94	12	6	1	4	2	...	7.0	6.59	...	4
0346 A LOGISTICS MANAGEMENT	11,266	11,240	26	1	248	1	799	7	1,928	4,600	2,620	731	279	12.0	11.92	24	2
WOMEN																					

TABLE W-D1 FULL-TIME CIVILIAN WHITE-COLLAR EMPLOYMENT BY OCCUPATION, GENDER, GENERAL SCHEDULE AND RELATED GRADE, AND AVERAGE GRADE, ALL AREAS, SEPTEMBER 30, 1997

OCCUPATION	GRAND TOTAL	GENERAL SCHEDULE AND RELATED GRADES															MEDIAN GRADE	AVERAGE GRADE	SENIOR PAY LEVELS	OTHER		
		TOTAL	1	2	3	4	5	6	7	8	9	10	11	12	13	14					15	
0356 C DATA TRANSCRIBER	2,609	2,600	...	14	530	1,670	194	30	119	14	3	20	4	...	2	4.0	4.11	...	9	
WOMEN	2,328	2,320	...	11	476	1,480	176	25	113	14	3	18	4	4.0	4.12	...	8	
0357 C CODING	177	177	5	58	55	36	20	3	5.0	5.10	
WOMEN	144	144	4	48	44	32	14	2	5.0	5.07	
0359 C ELECTRIC ACCOUNTING MACHINE OPERATION	1	1	1	6.0	6.00	
WOMEN	0.0	0.00	
0360 A EQUAL OPPORTUNITY COMPLIANCE	1,807	1,791	14	...	42	...	98	...	223	793	371	180	70	12.0	12.06	15	1	
WOMEN	1,014	1,009	8	...	29	...	61	...	134	463	196	89	29	12.0	11.94	5	...	
0361 T EQUAL OPPORTUNITY ASSISTANCE	550	550	13	87	147	253	42	5	2	...	1	7.0	6.46	
WOMEN	502	502	11	76	137	232	40	3	2	...	1	7.0	6.47	
0362 T ELECTRIC ACCOUNTING MACHINE PROJECT PLANNING	1	1	9.0	9.00	
WOMEN	0.0	0.00	
0382 C TELEPHONE OPERATING	1,436	1,435	...	8	254	958	125	63	21	5	1	4.0	4.05	...	1	
WOMEN	1,041	1,041	...	6	200	656	100	52	21	5	1	4.0	4.08	
0390 T TELECOMMUNICATIONS PROCESSING	773	773	...	5	8	48	175	156	178	116	46	28	4	9	6.0	6.54	
WOMEN	293	293	...	4	6	27	73	60	60	39	16	6	2	6.0	6.20	
0391 A TELECOMMUNICATIONS	6,904	6,885	1	...	16	2	145	12	1,040	26	1,417	2,155	1,455	473	143	12.0	11.61	5	14	
WOMEN	1,757	1,746	11	2	75	7	398	9	372	489	290	79	14	11.0	11.09	2	9	
0392 T GENERAL TELECOMMUNICATIONS	1,165	1,165	5	74	288	194	298	62	110	45	45	30	12	2	...	7.0	6.85	
WOMEN	505	505	2	24	150	98	137	27	34	13	16	4	6.0	6.49	
0394 C COMMUNICATIONS CLERICAL	262	262	2	54	142	30	30	2	2	5.0	5.18	
WOMEN	212	212	1	39	115	27	27	2	1	5.0	5.24	
0399 O ADMINISTRATION AND OFFICE SUPPORT STUDENT TRAINEE	528	525	22	50	63	193	123	11	38	2	17	...	5	1	4.0	4.32	...	3	
WOMEN	335	332	14	35	45	131	68	8	21	1	7	...	2	4.0	4.13	...	3	
0300 GENERAL ADMINISTRATION, CLERICAL, AND OFFICE SERVICES	369,009	360,865	1,274	1,394	8,465	31,512	50,216	35,756	41,101	11,834	26,716	2,260	33,313	52,030	36,650	18,016	10,328	8.0	8.70	4,502	3,642	
WOMEN	240,539	237,012	980	955	5,698	23,507	42,892	31,962	33,717	10,299	18,392	1,664	18,745	24,069	15,006	6,183	2,943	7.0	7.77	1,136	2,391	
0401 P GENERAL BIOLOGICAL SCIENCE	9,189	8,574	46	...	220	6	876	2	2,366	2,414	1,443	732	469	12.0	11.75	160	455	
WOMEN	2,907	2,695	21	...	116	4	396	1	896	625	400	153	83	11.0	11.30	39	173	
0403 P MICROBIOLOGY	1,963	1,735	3	...	31	...	109	4	350	386	430	257	165	12.0	12.33	28	200	
WOMEN	814	738	3	...	19	...	70	3	196	183	159	68	37	12.0	11.83	3	73	
0404 T BIOLOGICAL SCIENCE TECHNICIAN	6,214	5,835	43	78	181	521	1,546	612	1,304	424	933	52	121	18	2	6.0	6.38	...	379	
WOMEN	2,558	2,546	25	46	88	232	689	246	591	186	369	20	45	9	6.0	6.28	...	12	
0405 P PHARMACOLOGY	403	292	4	...	2	10	139	87	50	13.0	13.54	14	97
WOMEN	119	84	2	...	1	8	43	21	9	13.0	13.25	2	33
0406 P AGRICULTURAL EXTENSION	10	7	3	13.0	13.86	3	...
WOMEN	5	4	1	13.0	13.50	1	...
0408 P ECOLOGY	802	800	7	...	21	...	84	...	169	225	186	82	26	12.0	11.82	2	...	
WOMEN	232	232	2	...	6	...	49	...	72	50	36	13	4	11.0	11.19	
0410 P ZOOLOGY	98	92	1	...	1	...	6	...	4	12	18	23	27	14.0	13.21	6	...	
WOMEN	19	18	1	...	1	...	4	...	1	5	1	2	3	12.0	11.39	1	...	
0413 P PHYSIOLOGY	441	369	1	...	2	...	15	1	47	38	133	79	53	13.0	12.92	16	56	
WOMEN	106	95	1	...	2	...	5	1	15	13	37	14	7	13.0	12.39	...	11	
0414 P ENTOMOLOGY	583	578	3	...	17	...	70	150	137	131	70	13.0	12.82	3	2	
WOMEN	81	79	1	...	5	...	16	33	11	11	2	12.0	12.04	1	1	
0415 P TOXICOLOGY	282	261	1	...	3	...	7	25	110	82	33	13.0	13.35	5	16	
WOMEN	86	77	1	...	2	...	4	7	29	26	8	13.0	13.17	1	8	
0421 T PLANT PROTECTION TECHNICIAN	304	304	...	2	23	34	221	3	19	...	2	5.0	4.88	
WOMEN	112	112	...	2	13	10	79	...	8	5.0	4.77	
0430 P BOTANY	382	381	9	...	45	...	104	1	109	50	38	14	11	11.0	10.39	1	...	
WOMEN	195	195	7	...	22	...	62	1	63	23	11	2	4	11.0	10.04	
0434 P PLANT PATHOLOGY	279	276	17	...	32	58	73	57	39	13.0	12.80	3	...	
WOMEN	58	58	10	...	8	20	15	5	...	12.0	11.78	
0435 P PLANT PHYSIOLOGY	264	263	12	...	33	27	81	60	50	13.0	13.07	...	1	
WOMEN	56	56	5	...	7	8	25	9	2	13.0	12.48	
0436 P PLANT PROTECTION AND QUARANTINE	1,620	1,620	48	...	155	...	557	1	586	175	72	22	4	11.0	10.00	
WOMEN	379	379	14	...	45	...	148	...	123	32	14	2	...	9.0	9.69	
0437 P HORTICULTURE	132	132	31	...	36	22	13	17	6	11.0	11.25	
WOMEN	39	39	4	...	10	...	6	3	3	11.0	10.62	
0440 P GENETICS	352	328	7	...	14	...	48	58	69	73	59	13.0	12.81	15	9	
WOMEN	71	64	3	...	3	...	13	18	13	9	5	12.0	12.14	3	4	
0454 P RANGELAND MANAGEMENT	1,076	1,075	15	...	39	...	300	...	530	118	43	22	8	11.0	10.49	1	...	
WOMEN	205	205	8	...	11	...	101	...	73	9	2	1	...	9.0	9.64	
0455 T RANGE TECHNICIAN	1,338	1,338	...	34	127	238	348	174	240	38	110	11	14	4	5.0	5.58	
WOMEN	268	268	...	11	26	52	83	32	45	8	9	...	1	1	5.0	5.22	
0457 P SOIL CONSERVATION	4,328	4,326	46	...	179	...	756	...	2,021	1,027	233	50	14	11.0	10.81	2	...	
WOMEN	740	740	24	...	83	...	250	...	274	89								

TABLE W-D1 FULL-TIME CIVILIAN WHITE-COLLAR EMPLOYMENT BY OCCUPATION, GENDER, GENERAL SCHEDULE AND RELATED GRADE, AND AVERAGE GRADE, ALL AREAS, SEPTEMBER 30, 1997

OCCUPATION CODES 1/ TITLES	GRAND TOTAL	GENERAL SCHEDULE AND RELATED GRADES															MEDIAN GRADE	AVERAGE GRADE	SENIOR PAY LEVELS	OTHER				
		TOTAL	1	2	3	4	5	6	7	8	9	10	11	12	13	14					15			
0459 T IRRIGATION SYSTEM OPERATION WOMEN	120 1	120 1	2	16	63	7	17	4	8	...	3	5.0	5.69				
0460 P FORESTRY WOMEN	4,190 802	4,155 790	31	1	61	...	1,158	3	1,497	634	548	153	69	11.0	10.93	35	...			
0462 T FORESTRY TECHNICIAN WOMEN	13,393 2,807	13,393 2,807	8	163	1,280	2,531	3,190	1,308	2,216	462	1,577	191	397	68	2	5.0	5.87			
0470 P SOIL SCIENCE WOMEN	1,420 168	1,415 168	12	...	43	...	193	...	583	315	125	92	52	11.0	11.30	5	...			
0471 P AGRONOMY WOMEN	295 29	294 29	7	...	19	...	44	...	50	23	14	8	3	11.0	10.29			
0475 P AGRICULTURAL MANAGEMENT WOMEN	1,561 332	1,561 332	21	...	284	...	392	774	73	11	6	12.0	11.21			
0480 P GENERAL FISH AND WILDLIFE ADMINISTRATION WOMEN	192 37	174 34	15	...	122	...	98	89	8	11.0	10.40			
0482 P FISHERY BIOLOGY WOMEN	2,065 427	2,060 426	60	...	121	...	335	...	546	494	315	155	34	11.0	11.10	5	...			
0485 P WILDLIFE REFUGE MANAGEMENT WOMEN	625 94	625 94	6	...	20	...	92	...	186	172	122	26	1	12.0	11.32			
0486 P WILDLIFE BIOLOGY WOMEN	2,307 594	2,302 594	58	...	103	...	471	1	866	412	264	101	26	11.0	10.85	3	2			
0487 P ANIMAL SCIENCE WOMEN	95 16	95 16	9	...	1	...	5	...	14	10	17	28	17	13.0	12.98	3	...			
0493 P HOME ECONOMICS WOMEN	16 14	16 14	1	...	3	...	2	4	4	1	1	12.0	11.56			
0499 O BIOLOGICAL SCIENCE STUDENT TRAINEE WOMEN	217 121	214 120	2	6	12	73	52	3	34	...	21	...	11	5.0	5.46	...	3			
0400 BIOLOGICAL SCIENCES WOMEN	58,003 14,750	56,454 14,367	53 31	285 102	1,642 419	3,488 914	5,856 1,914	2,430 591	5,638 1,691	1,110 246	8,167 2,659	267 35	11,136 2,626	7,806 1,521	4,756 1,021	2,458 409	1,362 188	9.0 9.0	9.22 8.72	329 67	1,220 316			
0501 A FINANCIAL ADMINISTRATION AND PROGRAM WOMEN	8,620 5,185	8,467 5,142	18	1	269	4	1,412	21	2,187	2,239	1,413	560	343	12.0	11.48	74	79			
0503 * FINANCIAL CLERICAL AND ASSISTANCE WOMEN	6,560 5,129	6,533 5,108	...	3	191	596	1,801	1,481	1,772	336	199	90	40	24	6.0	6.03	...	27			
0505 A FINANCIAL MANAGEMENT WOMEN	1,599 488	1,466 458	1	...	1	8	8	...	44	344	367	403	290	13.0	13.32	117	16			
0510 P ACCOUNTING WOMEN	12,741 6,030	12,455 5,957	66	...	327	53	1,077	25	2,303	4,045	2,794	1,331	434	12.0	11.91	39	247			
0511 P AUDITING WOMEN	12,247 3,987	12,114 3,970	42	...	242	39	686	10	1,318	2,044	1,098	387	91	12.0	11.51	8	65			
0512 P INTERNAL REVENUE AGENT WOMEN	14,609 5,811	14,608 5,810	17	...	119	...	110	...	250	2,330	877	204	63	12.0	12.05	9	8			
0525 * ACCOUNTING TECHNICIAN WOMEN	17,865 14,178	17,834 14,149	30	703	4,416	5,527	5,729	1,122	224	60	15	8	6.0	6.17	...	31			
0526 T TAX TECHNICIAN WOMEN	3,756 2,590	3,756 2,590	4	...	23	...	3,217	1	320	186	5	9.0	9.31			
0530 C CASH PROCESSING WOMEN	1,447 1,174	1,439 1,166	...	14	44	557	487	268	41	20	6	2	5.0	4.83	...	8			
0540 C VOUCHER EXAMINING WOMEN	2,409 1,763	2,401 1,756	...	1	4	546	1,060	497	176	106	6	...	3	2	5.0	5.28	...	8			
0544 * CIVILIAN PAY WOMEN	2,444 1,956	2,434 1,948	8	154	546	853	685	127	43	10	5	1	2	6.0	6.11	...	10			
0545 * MILITARY PAY WOMEN	2,613 1,730	2,613 1,730	4	125	1,308	617	335	170	30	7	5	5.0	5.73	...	8			
0560 A BUDGET ANALYSIS WOMEN	12,887 9,145	12,790 9,118	59	3	364	8	3,070	18	3,399	2,907	1,814	769	379	11.0	11.18	84	13			
0561 * BUDGET CLERICAL AND ASSISTANCE WOMEN	3,581 3,130	3,570 3,121	3	82	610	858	1,865	128	21	1	2	7.0	6.40	...	11			
0570 A FINANCIAL INSTITUTION EXAMINING WOMEN	4,463 1,235	2,081 563	2	73	511	753	1,647	113	...	37	...	73	1,076	392	443	60	12.0	12.61	37	2,345
0580 A CREDIT UNION EXAMINER WOMEN	672 189	0.0	0.00	14	658		
0592 * TAX EXAMINING WOMEN	19,453 14,798	19,453 14,798	284	2,046	3,735	10,151	1,730	371	883	103	148	2	7.0	6.88			
0593 T INSURANCE ACCOUNTS WOMEN	66 43	66 43	7	11	31	11	5	1	6.0	6.02			
0599 O FINANCIAL MANAGEMENT STUDENT TRAINEE WOMEN	110 85	107 83	3	58	33	3	8	...	1	...	1	4.0	4.67	...	3			
0500 ACCOUNTING AND BUDGET WOMEN	128,142 78,646	124,187 77,510	...	18	287	3,112	12,496	13,874	22,014	3,818	10,121	1,130	12,823	21,204	15,616	5,688	1,986	9.0	9.29	470	3,485			

1/ P = PROFESSIONAL, A = ADMINISTRATIVE, T = TECHNICAL, C = CLERICAL, O = OTHER, * = SPLIT OCCUPATIONAL CATEGORY

TABLE W-D1 FULL-TIME CIVILIAN WHITE-COLLAR EMPLOYMENT BY OCCUPATION, GENDER, GENERAL SCHEDULE AND RELATED GRADE, AND AVERAGE GRADE, ALL AREAS, SEPTEMBER 30, 1997

OCCUPATION CODES 1/ TITLES	GRAND TOTAL	GENERAL SCHEDULE AND RELATED GRADES															MEDIAN GRADE	AVERAGE GRADE	SENIOR PAY LEVELS	OTHER			
		TOTAL	1	2	3	4	5	6	7	8	9	10	11	12	13	14					15		
0828 A CONSTRUCTION ANALYST WOMEN	342 32	342 32	4	...	19	...	120	158	36	5	...	12.0	11.56	
0830 P MECHANICAL ENGINEERING WOMEN	10,243 666	10,091 661	26	107	...	178	...	968	4,920	2,952	686	254	12.0	12.28	10	142	
0840 P NUCLEAR ENGINEERING WOMEN	2,248 131	2,130 129	1	...	3	...	26	967	450	390	293	13.0	12.97	102	16	
0850 P ELECTRICAL ENGINEERING WOMEN	4,542 406	4,504 405	5	35	...	74	...	656	1,969	1,332	355	78	12.0	12.26	3	35	
0854 P COMPUTER ENGINEERING WOMEN	2,400 449	2,313 436	5	38	...	45	...	114	587	1,019	355	150	13.0	12.74	7	80	
0855 P ELECTRONICS ENGINEERING WOMEN	23,566 1,944	22,610 1,887	24	237	...	409	...	968	8,849	8,220	2,635	1,268	13.0	12.61	91	865	
0856 T ELECTRONICS TECHNICIAN WOMEN	10,934 641	10,932 640	1	13	57	26	240	119	1,483	727	4,458	3,038	722	39	9	11.0	10.91	4	5	2	
0858 P BIOMEDICAL ENGINEERING WOMEN	317 73	304 71	21	3	41	12	124	57	258	81	36	...	11.0	10.15	...	1	
0861 P AEROSPACE ENGINEERING WOMEN	7,996 811	7,494 789	5	76	...	105	...	194	1,424	3,192	1,630	868	13.0	13.09	93	409	
0871 P NAVAL ARCHITECTURE WOMEN	788 59	783 59	2	...	8	...	7	42	262	261	124	77	13.0	12.80	5	...	
0873 A SHIP SURVEYING WOMEN	148 3	148 3	6	1	10	65	60	6	...	12.0	12.28
0880 P MINING ENGINEERING WOMEN	251 12	251 12	1	...	5	...	23	120	78	21	3	12.0	12.34	
0881 P PETROLEUM ENGINEERING WOMEN	334 32	334 32	1	...	4	...	7	31	105	128	45	13	13.0	12.53	
0890 P AGRICULTURAL ENGINEERING WOMEN	358 43	355 42	3	...	10	...	47	137	62	21	41	34	11.0	11.59	2	1	
0892 P CERAMIC ENGINEERING WOMEN	50 9	45 8	1	2	8	18	10	7	13.0	13.27	2	3	
0893 P CHEMICAL ENGINEERING WOMEN	1,100 211	1,071 205	4	...	10	...	25	68	361	391	142	70	13.0	12.62	4	25	
0894 P WELDING ENGINEERING WOMEN	44 1	44 1	6	21	9	6	2	12.0	12.48	
0895 T INDUSTRIAL ENGINEERING TECHNICIAN WOMEN	1,345 224	1,345 224	5	5	8	34	12	386	14	725	135	21	11.0	10.34	
0896 P INDUSTRIAL ENGINEERING WOMEN	1,544 247	1,529 243	5	...	21	...	35	170	831	369	75	23	12.0	12.11	1	14	
0899 O ENGINEERING AND ARCHITECTURE STUDENT TRAINEE WOMEN	445 121	445 121	...	5	65	187	131	1	30	...	10	...	12	3	1	4.0	4.71	
0800 ENGINEERING AND ARCHITECTURE WOMEN	132,466 13,262	129,435 13,063	11	40	167	542	883	637	2,882	1,272	8,190	2,481	20,136	39,047	33,183	13,334	6,630	12.0	11.96	992	2,039		
			1	11	46	132	196	143	593	155	1,107	219	2,000	3,792	3,429	943	296	12.0	11.47	48	151		
0904 P LAW CLERK WOMEN	280 138	271 134	2	...	30	...	232	7	11.0	10.77	...	9	
0905 P GENERAL ATTORNEY WOMEN	25,385 9,635	19,138 7,680	91	...	517	1,493	4,264	6,439	6,334	14.0	13.85	3,918	2,329	
0920 A ESTATE TAX EXAMINING WOMEN	1 1	1 1	1	11.0	11.00	
0930 A HEARINGS AND APPEALS WOMEN	1,734 548	1,732 548	1	...	13	2	45	413	661	478	119	13.0	13.09	2	...	
0935 P ADMINISTRATIVE LAW JUDGE WOMEN	1,387 156	0.0	0.00	1,387	...	
0945 A CLERK OF COURT WOMEN	31 23	31 23	3	1	9	1	8	3	3	2	1	...	9.0	8.52	
0950 A PARALEGAL SPECIALIST WOMEN	5,701 4,435	5,678 4,416	33	3	523	15	1,287	7	2,102	1,223	398	70	11.0	10.54	2	21	
0958 A PENSION LAW SPECIALIST WOMEN	124 73	118 72	2	...	3	...	3	...	38	27	24	14	7	12.0	11.97	6	...
0962 T CONTACT REPRESENTATIVE WOMEN	15,454 11,538	15,454 11,538	...	2	5	226	1,577	1,648	3,352	6,573	1,179	439	284	113	67	9	8.0	7.44	1	...	
0963 T LEGAL INSTRUMENTS EXAMINING WOMEN	2,179 1,756	2,165 1,745	20	74	315	815	530	234	18	1	8.0	7.39	
0965 A LAND LAW EXAMINING WOMEN	268 221	268 221	2	...	23	...	136	...	87	14	5	1	...	9.0	9.70
0967 A PASSPORT AND VISA EXAMINING WOMEN	1,209 538	1,130 505	79	...	72	...	106	1	246	250	19	195	162	12.0	11.48	78	1
0986 * LEGAL CLERICAL AND ASSISTANCE WOMEN	9,557 8,695	9,541 8,679	...	2	5	347	1,666	2,355	2,642	2,069	205	233	14	3	7.0	6.63	...	16	
			1	261	1,371	2,150	2,477	1,988	193	225	11	2	7.0	6.70	...	16	

1/ P = PROFESSIONAL, A = ADMINISTRATIVE, T = TECHNICAL, C = CLERICAL, O = OTHER, * = SPLIT OCCUPATIONAL CATEGORY

TABLE W-D1 FULL-TIME CIVILIAN WHITE-COLLAR EMPLOYMENT BY OCCUPATION, GENDER, GENERAL SCHEDULE AND RELATED GRADE, AND AVERAGE GRADE, ALL AREAS, SEPTEMBER 30, 1997

OCCUPATION CODES 1/ TITLES	GRAND TOTAL	GENERAL SCHEDULE AND RELATED GRADES															MEDIAN GRADE	AVERAGE GRADE	SENIOR PAY LEVELS	OTHER		
		TOTAL	1	2	3	4	5	6	7	8	9	10	11	12	13	14					15	
0987 A TAX LAW SPECIALIST WOMEN	332 123	329 122	49	23	109	119	29	13.0	13.17	3	...
0990 * GENERAL CLAIMS EXAMINING WOMEN	4,077 3,097	4,077 3,097	2	115	33	393	75	2,969	411	33	33	11	2	5	13.0	12.62	1	...	
0991 A WORKERS' COMPENSATION CLAIMS EXAMINING WOMEN	850 498	849 498	2	...	80	2	34	...	370	201	123	27	10	11.0	11.19	1	...	
0992 T LOSS AND DAMAGE CLAIMS EXAMINING WOMEN	130 95	130 95	10	21	70	18	6	1	3	1	7.0	7.07	
0993 A RAILROAD RETIREMENT CLAIMS EXAMINING WOMEN	254 166	254 166	9	15	53	10	5	2	1	7.0	7.00	
0994 T UNEMPLOYMENT COMPENSATION CLAIMS EXAMINING WOMEN	44 29	44 29	10	13	5	6	5	5	7.0	7.95	
0995 T DEPENDENTS AND ESTATES CLAIMS EXAMINING WOMEN	27 21	27 21	1	4	7	10	2	1	1	8.0	7.74
0996 A VETERANS CLAIMS EXAMINING WOMEN	3,428 1,642	3,428 1,642	136	72	...	189	...	1,004	179	630	1,047	175	43	25	11.0	10.38	...
0998 C CLAIMS CLERICAL WOMEN	6,273 5,165	6,273 5,165	1	12	37	677	4,443	324	629	49	40	45	12	2	2	5.0	5.23
0999 O LEGAL OCCUPATIONS STUDENT TRAINEE WOMEN	30 14	30 14	10	7	1	4	...	8	5.0	6.03
0900 LEGAL AND KINDRED WOMEN	78,755 48,607	70,968 46,411	1	16	47	1,282	8,150	4,715	8,832	9,376	7,377	1,507	4,776	4,925	5,863	7,398	6,703	9.0	9.65	5,397	2,390	
1001 * GENERAL ARTS AND INFORMATION WOMEN	3,294 1,717	3,262 1,699	1	8	43	64	299	93	286	38	310	18	547	848	463	167	77	11.0	10.25	13	19	
1008 A INTERIOR DESIGN WOMEN	220 188	220 188
1010 T EXHIBITS SPECIALIST WOMEN	361 57	361 57
1015 P MUSEUM CURATOR WOMEN	368 156	352 152
1016 T MUSEUM SPECIALIST AND TECHNICIAN WOMEN	847 444	847 444	6	23	100	8	185	5	215	1	160	106	32	4	2	9.0	8.82	
1020 T ILLUSTRATING WOMEN	610 243	610 243	1	12	4	79	14	275	16	174	34	1	9.0	9.38
1021 C OFFICE DRAFTING WOMEN	5 ...	5
1035 A PUBLIC AFFAIRS WOMEN	4,262 2,460	4,201 2,433	19	3	150	31	650	8	830	1,063	834	410	203	12.0	11.63	26	35
1040 A LANGUAGE SPECIALIST WOMEN	634 360	633 360
1046 C LANGUAGE CLERICAL WOMEN	49 41	49 41	6	13	13	12	1	4	6.0	6.02
1051 A MUSIC SPECIALIST WOMEN	18 3	17 3	3	1	2	1	1	9.0	10.47	1	...
1054 A THEATER SPECIALIST WOMEN	14 2	14 2
1056 A ART SPECIALIST WOMEN	115 49	115 49	25	4	65	3	14	1	1	1	1	9.0	8.96
1060 T PHOTOGRAPHY WOMEN	1,190 266	1,190 266	1	33	31	208	81	345	76	277	112	22	4	...	1	...	9.0	9.29	...
1071 A AUDIOVISUAL PRODUCTION WOMEN	1,161 238	1,159 237	1	5	...	33	1	254	6	279	353	169	43	15	12.0	11.17	2	...
1082 A WRITING AND EDITING WOMEN	1,533 1,087	1,517 1,076	8	1	62	...	298	2	273	304	104	20	4	11.0	10.92	...	16
1083 A TECHNICAL WRITING AND EDITING WOMEN	1,220 719	1,219 718	8	...	29	...	211	4	421	393	119	29	5	11.0	11.12	1	...
1084 A VISUAL INFORMATION WOMEN	1,907 858	1,903 855	10	3	108	6	435	8	623	517	153	31	9	11.0	10.76	...	4
1087 * EDITORIAL ASSISTANCE WOMEN	806 746	804 744	22	186	243	314	31	7	...	1	6.0	6.21	...	2
1099 O INFORMATION AND ARTS STUDENT TRAINEE WOMEN	25 16	25 16	1	...	1	7	6	5.0	5.40
1000 INFORMATION AND ARTS WOMEN	18,639 9,650	18,503 9,583	2	8	50	125	716	401	1,566	216	3,457	172	4,242	4,245	2,147	795	361	11.0	10.50	57	79	
1101 * GENERAL BUSINESS AND INDUSTRY WOMEN	20,082 11,006	19,386 10,807	...	1	37	286	1,303	1,552	2,764	167	1,657	67	2,247	4,024	3,173	1,415	693	11.0	10.20	176	520	

1/ P = PROFESSIONAL, A = ADMINISTRATIVE, T = TECHNICAL, C = CLERICAL, O = OTHER, * = SPLIT OCCUPATIONAL CATEGORY

TABLE W-D1 FULL-TIME CIVILIAN WHITE-COLLAR EMPLOYMENT BY OCCUPATION, GENDER, GENERAL SCHEDULE AND RELATED GRADE, AND AVERAGE GRADE, ALL AREAS, SEPTEMBER 30, 1997

OCCUPATION CODES 1/ TITLES	GRAND TOTAL	GENERAL SCHEDULE AND RELATED GRADES																	MEDIAN GRADE	AVERAGE GRADE	SENIOR PAY LEVELS	OTHER
		TOTAL	1	2	3	4	5	6	7	8	9	10	11	12	13	14	15					
1102 P CONTRACTING WOMEN	28,210 16,666	28,107 16,629	335 277	1 1	1,188 884	2 2	3,502 2,555	56 30	5,941 3,891	9,547 5,529	4,946 2,488	1,875 776	714 196	12.0 12.0	11.50 11.20	69 19	34 18	
1103 A INDUSTRIAL PROPERTY MANAGEMENT WOMEN	694 308	694 308	10 10	...	17 14	...	50 25	1 1	319 147	241 95	49 14	5 1	2 1	11.0 11.0	11.19 10.88	
1104 A PROPERTY DISPOSAL WOMEN	962 465	961 465	3 2	...	33 22	...	395 213	2 1	223 112	207 89	78 23	15 ...	5 3	11.0 9.0	10.47 10.18	1	
1105 T PURCHASING WOMEN	4,916 3,924	4,894 3,905	48 36	900 673	1,457 1,162	1,741 1,417	385 330	309 253	26 18	19 13	3	6 2	7.0 7.0	6.55 6.58	...	22 19	
1106 * PROCUREMENT CLERICAL AND TECHNICIAN WOMEN	5,410 4,737	5,405 4,732	...	1	37	689	1,774	1,634	1,199	52	16	2	1	6.0 6.0	5.65 5.69	...	5 5	
1107 * PROPERTY DISPOSAL CLERICAL AND TECHNICIAN WOMEN	427 317	427 317	3	39	224	65	91	3	2	5.0 5.0	5.51 5.56	
1130 A PUBLIC UTILITIES SPECIALIST WOMEN	680 294	674 294	5 3	...	23 18	3 3	43 36	...	89 57	170 95	236 20	83 5	22 5	13.0 12.0	12.13 11.40	6	
1140 A TRADE SPECIALIST WOMEN	668 277	663 275	2	14	51	51 ...	191 90	216 80	94 22	44 10	13.0 12.0	12.37 11.88	2 ...	3 2	
1144 A COMMISSARY MANAGEMENT WOMEN	1,462 359	1,459 359	46 31	14 5	123 45	197 73	199 45	187 34	248 54	263 48	120 19	50 5	12 ...	10.0 9.0	10.10 9.24	3	
1145 A AGRICULTURAL PROGRAM SPECIALIST WOMEN	339 122	339 122	4	7	18 ...	158 135	135 14	4 3	1 ...	12.0 12.0	12.33 11.92	
1146 A AGRICULTURAL MARKETING WOMEN	551 207	537 205	2	17	23	67 ...	183 80	138 40	80 17	27 6	12.0 12.0	12.27 11.77	2 ...	12 2	
1147 A AGRICULTURAL MARKET REPORTING WOMEN	171 47	171 47	9 5	...	11 8	...	19	31 ...	82 51	40 ...	17 ...	6 ...	11.0 11.0	10.71 9.40	
1150 A INDUSTRIAL SPECIALIST WOMEN	1,718 339	1,718 339	2	5	74 ...	2 ...	750 ...	574 ...	213 ...	69 ...	29 ...	12.0 11.0	11.66 11.27	
1152 T PRODUCTION CONTROL WOMEN	4,905 1,260	4,905 1,260	21 7	74 37	279 113	804 342	163 62	1,979 477	52 13	793 157	634 45	94 6	12 1	...	9.0 9.0	9.20 8.38	
1160 A FINANCIAL ANALYSIS WOMEN	1,446 622	1,326 579	4 1	1 1	36 25	...	46	299 173	383 187	326 112	159 36	72 20	12.0 12.0	12.16 11.76	14 4	106 39	
1161 A CROP INSURANCE ADMINISTRATION WOMEN	1 1	1 1	12.0 12.0	12.00 12.00	
1162 A CROP INSURANCE UNDERWRITING WOMEN	75 15	74 15	1	3	2 ...	58 10	10	12.0 12.0	11.92 11.27	1	
1163 A INSURANCE EXAMINING WOMEN	60 13	60 13	1 ...	28 6	15 5	11 2	5 ...	13.0 13.0	12.85 12.69	
1165 A LOAN SPECIALIST WOMEN	4,269 1,894	4,260 1,892	70 49	...	206 175	...	936 587	3 3	899 414	1,528 490	462 131	116 36	40 7	12.0 11.0	10.96 10.32	9 2	...	
1169 A INTERNAL REVENUE OFFICER WOMEN	7,352 3,510	7,352 3,510	1	14	884	2,615 1,397	2,971 1,232	728 265	139 39	...	12.0 11.0	11.41 11.20	
1170 A REALTY WOMEN	3,185 1,569	3,177 1,566	14 11	...	110 84	1 ...	449 320	8 2	977 483	921 452	463 165	178 41	56 8	12.0 11.0	11.37 10.93	3 ...	5 3	
1171 A APPRAISING WOMEN	847 181	839 180	2 1	15	250 ...	373 66	167 26	21 2	6 1	12.0 12.0	11.87 11.51	...	8 1	
1173 A HOUSING MANAGEMENT WOMEN	2,487 1,501	2,487 1,501	5 5	254 173	21 10	822 527	31 11	512 317	44 26	327 204	286 155	140 62	35 9	10 2	9.0 9.0	8.83 8.59	
1176 A BUILDING MANAGEMENT WOMEN	1,246 323	1,246 323	6 2	...	38 16	...	140 68	...	291 76	415 106	209 38	119 15	28 2	12.0 11.0	11.67 11.07	
1199 O BUSINESS AND INDUSTRY STUDENT TRAINEE WOMEN	68 43	68 43	...	2	7	23	21	13	12	...	8	2 ...	1	5.0 5.0	5.12 5.21	
1100 BUSINESS AND INDUSTRY WOMEN	92,231 50,000	91,230 49,687	...	4 3	84 58	1,111 852	5,061 4,112	5,024 4,092	9,274 7,103	1,004 629	11,315 6,563	450 159	16,494 8,584	23,211 10,998	11,930 4,649	4,500 1,450	1,768 435	11.0 11.0	10.35 9.62	286 55	715 258	
1202 T PATENT TECHNICIAN WOMEN	14 12	14 12	2 2	12 10	11.0 11.0	10.57 10.50	
1210 A COPYRIGHT WOMEN	177 104	175 103	11 5	...	12 11	...	107 66	22 13	15 6	6 2	2 ...	11.0 11.0	11.06 10.89	...	2 1	
1211 T COPYRIGHT TECHNICIAN WOMEN	64 26	64 26	2 1	3 2	25 12	11 3	...	2 1	1	8.0 8.0	7.80 7.65	
1220 P PATENT ADMINISTRATION WOMEN	78 15	50 10	7 3	43 7	15.0 15.0	14.86 14.70	28 5	...	
1221 P PATENT ADVISER WOMEN	28 11	28 11	1 1	5 1	19 9	3 ...	14.0 14.0	13.75 13.45	
1222 P PATENT ATTORNEY WOMEN	211 25	162 18	2 ...	5 5	22 8	55 3	78 3	14.0 14.0	14.25 13.67	49 7	...	
1223 P PATENT CLASSIFYING WOMEN	70 14	70 14	1 ...	1 ...	4 ...	54 10	3 3	14.0 14.0	14.01 14.14	
1224 P PATENT EXAMINING WOMEN	2,269 504	2,268 504	20 7	...	92 23	...	216 57	...	220 66	190 58	351 89	888 164	291 40	14.0 13.0	12.68 12.27	1	

1/ P = PROFESSIONAL, A = ADMINISTRATIVE, T = TECHNICAL, C = CLERICAL, O = OTHER, * = SPLIT OCCUPATIONAL CATEGORY

TABLE W-D1 FULL-TIME CIVILIAN WHITE-COLLAR EMPLOYMENT BY OCCUPATION, GENDER, GENERAL SCHEDULE AND RELATED GRADE, AND AVERAGE GRADE, ALL AREAS, SEPTEMBER 30, 1997

OCCUPATION CODES 1/ TITLES	GRAND TOTAL	GENERAL SCHEDULE AND RELATED GRADES																	MEDIAN GRADE	AVERAGE GRADE	SENIOR PAY LEVELS	OTHER
		TOTAL	1	2	3	4	5	6	7	8	9	10	11	12	13	14	15					
1226 P DESIGN PATENT EXAMINING WOMEN	50 29	50 29	1	...	1	...	2	4	8	30	4	14.0	13.40
1299 O COPYRIGHT AND PATENT STUDENT TRAINEE WOMEN	1	...	1	...	1	3	5	18	...	14.0	13.10
1200 COPYRIGHT, PATENT, AND TRADE-MARK WOMEN	2,961 740	2,881 727	2	20	3	124	27	241	...	346	223	405	1,059	431	14.0	12.64	78	2	
1301 P GENERAL PHYSICAL SCIENCE WOMEN	6,454 1,462	5,909 1,397	12	...	62	...	118	9	394	1,095	1,978	1,183	1,058	13.0	13.08	448	97
1306 P HEALTH PHYSICS WOMEN	790 152	790 150	2	...	2	...	8	...	22	44	44	24	8	13.0	12.47	2	...
1310 P PHYSICS WOMEN	2,944 207	2,572 185	2	...	13	...	29	...	85	444	798	650	551	13.0	13.36	107	265
1311 T PHYSICAL SCIENCE TECHNICIAN WOMEN	2,413 701	2,409 699	8	6	23	87	169	132	376	215	398	493	289	182	29	2	9.0	8.60	...	4
1313 P GEOPHYSICS WOMEN	433 40	425 40	2	...	2	...	5	...	37	113	99	83	84	13.0	13.04	8	...
1315 P HYDROLOGY WOMEN	2,555 448	2,521 445	12	...	57	...	214	...	498	752	614	234	140	12.0	12.00	27	7
1316 T HYDROLOGIC TECHNICIAN WOMEN	1,491 232	1,491 232	2	3	15	48	142	104	276	202	317	180	168	34	8.0	8.07
1320 P CHEMISTRY WOMEN	6,348 1,756	5,932 1,665	16	...	97	1	259	3	845	1,719	1,614	859	519	13.0	12.45	86	330
1321 P METALLURGY WOMEN	157 16	153 16	6	36	43	31	37	13.0	13.37	2	2
1330 P ASTRONOMY AND SPACE SCIENCE WOMEN	452 35	401 31	3	...	6	27	111	133	121	14.0	13.81	44	7
1340 P METEOROLOGY WOMEN	2,929 252	2,892 249	1	...	19	...	85	...	325	955	914	429	164	13.0	12.55	24	13
1341 T METEOROLOGICAL TECHNICIAN WOMEN	1,070 99	1,070 99	1	1	3	26	51	45	170	82	530	159	1	11.0	10.29
1350 P GEOLOGY WOMEN	1,829 347	1,802 344	19	...	25	...	84	...	292	570	422	179	211	12.0	12.34	18	9	
1360 P OCEANOGRAPHY WOMEN	661 120	645 116	6	...	8	...	18	...	55	172	211	98	77	13.0	12.69	9	7
1361 A NAVIGATIONAL INFORMATION WOMEN	132 34	132 34	2	...	2	...	3	...	33	30	60	2	12.0	11.98
1370 P CARTOGRAPHY WOMEN	1,097 252	1,087 251	9	...	28	...	68	1	369	330	176	69	37	12.0	11.68	8	2	
1371 T CARTOGRAPHIC TECHNICIAN WOMEN	1,257 454	1,257 454	19	206	87	54	207	82	357	34	200	9	2	8.0	7.66
1372 P GEODESY WOMEN	96 17	96 17	2	11	1	2	1	12.0	12.35
1373 P LAND SURVEYING WOMEN	479 21	479 21	1	...	4	...	37	...	218	168	41	10	...	11.0	11.38
1374 T GEODETIC TECHNICIAN WOMEN	60 18	60 18	1	1	1	5	7	9	12	21	3	11.0	10.57
1380 P FOREST PRODUCTS TECHNOLOGY WOMEN	42 7	40 7	1	...	1	...	1	9	12	15	1	13.0	12.90	2	...
1382 P FOOD TECHNOLOGY WOMEN	217 65	214 65	10	...	39	59	68	24	14	12.0	12.42	1	2
1384 P TEXTILE TECHNOLOGY WOMEN	82 44	82 44	2	...	2	...	1	...	19	37	17	3	1	12.0	11.76
1386 P PHOTOGRAPHIC TECHNOLOGY WOMEN	31 1	31 1	2	13	19	9	12.0	11.61
1397 A DOCUMENT ANALYSIS WOMEN	120 48	120 48	2	...	20	...	14	24	42	18	...	13.0	13.00
1399 O PHYSICAL SCIENCE STUDENT TRAINEE WOMEN	133 43	133 43	1	6	13	37	28	1	29	...	12	5	1	5.0	5.44
1300 PHYSICAL SCIENCES WOMEN	34,272 6,871	32,725 6,671	11	15	71	379	514	318	1,264	550	2,236	813	4,513	7,242	7,538	4,183	3,078	12.0	11.83	794	753	
1410 P LIBRARIAN WOMEN	2,747 1,848	2,710 1,828	6	...	23	3	250	50	711	1,018	408	181	60	12.0	11.71	6	31
1411 T LIBRARY TECHNICIAN WOMEN	2,787 2,098	2,762 2,079	2	5	100	343	610	456	704	391	128	14	8	1	6.0	6.13	...	25
1412 A TECHNICAL INFORMATION SERVICES WOMEN	1,218 857	1,215 856	6	...	59	2	288	9	298	304	181	54	14	11.0	11.02	1	2

1/ P = PROFESSIONAL, A = ADMINISTRATIVE, T = TECHNICAL, C = CLERICAL, O = OTHER, * = SPLIT OCCUPATIONAL CATEGORY

TABLE W-D1 FULL-TIME CIVILIAN WHITE-COLLAR EMPLOYMENT BY OCCUPATION, GENDER, GENERAL SCHEDULE AND RELATED GRADE, AND AVERAGE GRADE, ALL AREAS, SEPTEMBER 30, 1997

OCCUPATION	GRAND TOTAL	GENERAL SCHEDULE AND RELATED GRADES																	MEDIAN GRADE	AVERAGE GRADE	SENIOR PAY LEVELS	OTHER
		TOTAL	1	2	3	4	5	6	7	8	9	10	11	12	13	14	15					
2001 * GENERAL SUPPLY	3,759	3,757	48	5	211	21	1,755	45	967	514	145	30	16	9.0	9.98	1	1	
WOMEN	1,600	1,599	35	5	101	11	803	18	391	183	44	6	2	9.0	9.75	...	1	
2003 A SUPPLY PROGRAM MANAGEMENT	4,744	4,732	11	...	58	4	781	63	1,344	1,570	613	238	50	12.0	11.38	4	8	
WOMEN	2,033	2,031	10	...	36	1	405	14	661	592	210	83	19	11.0	11.15	...	2	
2005 * SUPPLY CLERICAL AND TECHNICIAN	17,026	16,786	...	6	207	2,096	6,410	3,097	4,383	387	167	23	8	2	5.0	5.68	...	240	
WOMEN	9,659	9,520	...	2	100	1,219	3,686	1,756	2,494	182	64	13	3	1	5.0	5.65	...	139	
2010 A INVENTORY MANAGEMENT	5,764	5,760	87	2	417	8	2,029	68	2,268	692	138	46	5	11.0	10.09	...	4	
WOMEN	3,436	3,434	62	2	285	2	1,235	29	1,368	368	61	18	2	11.0	9.99	...	2	
2030 A DISTRIBUTION FACILITIES AND STORAGE MANAGEMENT	711	711	9	1	236	14	185	160	82	20	4	11.0	10.82	
WOMEN	162	162	1	...	74	4	41	26	11	5	...	11.0	10.43	
2032 A PACKAGING	293	293	4	...	59	...	149	58	21	2	...	11.0	10.90	
WOMEN	90	90	1	...	21	...	47	18	3	11.0	10.76	
2050 A SUPPLY CATALOGING	247	247	2	...	14	...	96	...	80	36	17	2	...	11.0	10.26	
WOMEN	144	144	1	...	9	...	65	...	40	22	7	9.0	10.06	
2091 C SALES STORE CLERICAL	1,847	1,555	...	18	956	239	109	166	62	5	3.0	3.78	...	292	
WOMEN	1,654	1,382	...	13	843	212	95	157	59	3	3.0	3.80	...	272	
2099 O SUPPLY STUDENT TRAINEE	11	11	9	1	4.0	4.73	
WOMEN	9	9	8	1	4.0	4.11	
2000 SUPPLY	34,402	33,852	...	24	1,163	2,344	6,668	3,270	5,158	426	5,123	213	5,002	3,032	1,016	338	75	7.0	7.80	5	545	
WOMEN	18,787	18,371	...	15	943	1,439	3,890	1,920	2,986	201	2,667	78	2,551	1,210	336	112	23	7.0	7.39	...	416	
2101 A TRANSPORTATION SPECIALIST	7,384	7,355	2	6	5	81	23	318	18	319	4,123	1,701	604	155	12.0	12.20	27	2	
WOMEN	1,022	1,013	2	2	3	37	5	123	5	103	434	205	66	28	12.0	11.69	8	1	
2102 * TRANSPORTATION CLERK AND ASSISTANT	4,540	4,539	55	469	1,349	1,211	1,007	280	142	14	7	4	1	6.0	5.93	...	1	
WOMEN	3,183	3,182	38	317	1,009	949	640	141	71	9	6	1	6.0	5.83	...	1	
2110 A TRANSPORTATION INDUSTRY ANALYSIS	103	103	1	...	2	...	2	...	9	10	26	36	19	14.0	13.29	
WOMEN	37	37	1	1	...	7	8	7	5	...	13.0	12.54	
2121 A RAILROAD SAFETY	387	384	1	5	273	81	17	7	12.0	12.33	3	...	
WOMEN	21	21	1	4	14	2	12.0	11.76	
2123 A MOTOR CARRIER SAFETY	265	265	2	...	22	...	18	...	16	207	12.0	11.27	
WOMEN	77	77	2	...	6	...	4	...	8	57	12.0	11.17	
2125 A HIGHWAY SAFETY	276	272	1	...	2	...	6	50	135	56	22	13.0	13.09	4	...	
WOMEN	71	69	1	...	1	...	4	12	26	19	6	13.0	13.01	2	...	
2130 A TRAFFIC MANAGEMENT	1,724	1,724	2	...	35	...	375	16	537	472	212	60	15	11.0	11.13	
WOMEN	765	765	2	...	18	...	224	8	241	186	66	16	4	11.0	10.79	
2131 * FREIGHT RATE	637	637	4	56	104	221	108	108	19	12	4	...	1	...	7.0	7.36	
WOMEN	436	436	2	39	79	160	77	65	7	4	3	7.0	7.22	
2135 T TRANSPORTATION LOSS AND DAMAGE CLAIMS EXAMINING	152	152	3	65	48	13	18	3	2	6.0	5.97	
WOMEN	119	119	2	46	40	12	16	1	2	6.0	6.04	
2144 T CARGO SCHEDULING	54	54	1	2	10	22	7	9	1	2	7.0	7.35	
WOMEN	16	16	1	4	6	2	3	7.0	7.06	
2150 A TRANSPORTATION OPERATIONS	1,111	1,110	10	...	72	2	257	23	309	261	128	29	19	11.0	10.81	1	...	
WOMEN	270	270	6	...	43	...	80	1	56	52	25	6	1	11.0	10.09	
2151 C DISPATCHING	419	419	51	120	112	26	94	9	5	2	5.0	5.12	
WOMEN	140	140	28	40	24	9	31	6	1	1	5.0	5.01	
2152 A AIR TRAFFIC CONTROL	23,781	23,764	42	...	698	251	1,848	5,786	2,872	10,222	2,045	14.0	13.04	17	...	
WOMEN	3,304	3,301	14	...	105	42	348	938	430	1,197	227	13.0	12.81	3	...	
2154 T AIR TRAFFIC ASSISTANCE	501	501	2	4	2	365	56	67	3	2	7.0	7.38	
WOMEN	121	121	1	1	1	101	7	11	7.0	7.20	
2161 A MARINE CARGO	40	40	1	...	13	...	20	6	11.0	10.40	
WOMEN	6	6	2	...	4	11.0	10.33	
2181 T AIRCRAFT OPERATION	2,607	2,593	18	3	49	602	1,584	319	18	13.0	12.84	1	13	
WOMEN	37	37	3	15	14	5	...	13.0	12.57	
2183 T AIR NAVIGATION	302	302	1	1	3	274	15	8	...	12.0	12.08	
WOMEN	5	5	1	4	12.0	11.80	
2185 T AIRCREW TECHNICIAN	964	964	9	1	1	38	419	319	167	7	3	10.0	9.63	
WOMEN	28	28	1	8	12	5	1	1	9.0	8.93	
2199 O TRANSPORTATION STUDENT TRAINEE	18	18	3	11	2	2	4.0	4.28	
WOMEN	8	8	2	5	1	4.0	4.13	
2100 TRANSPORTATION	45,265	45,196	109	612	1,620	1,407	1,979	541	2,456	672	3,311	12,079	6,758	11,352	2,300	12.0	11.70	53	16	
WOMEN	9,666	9,651	68	370	1,133	1,084	1,070	262	705	80	790	1,725	777	1,316	271	11.0	9.59	13	2	
2299 UNSPECIFIED WHITE-COLLAR SERIES	317	218	...	1	8	13	3	1	11	22	33	...	32	3	22	62	7	11.0	10.53	16	83	
WOMEN	131	105	...	1	3	9	1	1	1	21	23	...	17	...	11	15	2	9.0	9.62	2	24	
2200 UNSPECIFIED	317	218	...	1	8	13	3	1	11	22	33	...	32	3	22	62	7	11.0	10.53	16	83	
WOMEN	131	105	...	1	3	9	1	1	1	21	23	...	17	...	11	15	2	9.0	9.62	2	24	

1/ P = PROFESSIONAL, A = ADMINISTRATIVE, T = TECHNICAL, C = CLERICAL, O = OTHER, * = SPLIT OCCUPATIONAL CATEGORY

TABLE W-D2 FULL-TIME CIVILIAN GENERAL SCHEDULE EMPLOYMENT BY OCCUPATION, GENDER, GRADE, MEDIAN GRADE, AND AVERAGE GRADE, ALL AREAS, SEPTEMBER 30, 1997

OCCUPATION CODES 1/ TITLES	TOTAL	GENERAL SCHEDULE GRADES															MEDIAN GRADE	AVERAGE GRADE
		1	2	3	4	5	6	7	8	9	10	11	12	13	14	15		
GRAND TOTAL	1,280,852	1,441	2,113	14,707	64,993	133,905	93,342	133,455	41,086	126,702	16,220	180,912	211,770	156,387	67,668	36,151	11.0	9.49
WOMEN	635,912	1,075	1,313	9,166	45,311	94,872	68,550	87,363	26,170	63,871	7,063	82,025	77,037	46,606	17,532	7,958	8.0	8.43
0006 A CORRECTIONAL INSTITUTION ADMINISTRATION WOMEN	1,623 422	1	...	2	...	41	...	151	636	341	327	124	12.0	12.66
0007 O CORRECTIONAL OFFICER WOMEN	12,601 1,489	5	774	1,444	4,284	3,896	1,396	1	718	56	27	...	7.0	7.56
0011 A BOND SALES PROMOTION WOMEN	111 24	7	...	8	...	11	54	16	10	5	12.0	11.83
0018 A SAFETY AND OCCUPATIONAL HEALTH MANAGEMENT WOMEN	4,162 872	28	1	129	1	525	57	1,266	1,325	535	225	70	12.0	11.37
0019 T SAFETY TECHNICIAN WOMEN	239 104	10	60	55	72	10	19	2	7	4	6.0	6.57
0020 P COMMUNITY PLANNING WOMEN	487 126	11	...	16	...	70	150	152	63	12.0	12.37
0021 T COMMUNITY PLANNING TECHNICIAN WOMEN	18 13	2	2	4	...	5	...	4	1	9.0	8.39
0023 A OUTDOOR RECREATION PLANNING WOMEN	646 239	8	...	20	...	141	...	244	151	65	16	1	11.0	10.88
0025 * PARK RANGER WOMEN	6,029 1,744	2	8	37	389	905	50	487	...	2,220	6	846	561	309	135	74	9.0	8.79
0028 A ENVIRONMENTAL PROTECTION SPECIALIST WOMEN	5,425 2,139	26	...	155	...	720	8	1,188	1,361	1,106	552	309	12.0	11.78
0029 T ENVIRONMENTAL PROTECTION ASSISTANT WOMEN	528 362	3	9	88	109	262	39	18	7.0	6.53
0030 A SPORTS SPECIALIST WOMEN	555 94	22	2	221	15	223	9	44	18	1	9.0	8.29
0050 A FUNERAL DIRECTING WOMEN	40 4	5	...	45	1	34	2	5	2	7.0	8.01
0060 P CHAPLAIN WOMEN	593 45	25	454	103	9	2	12.0	12.17
0062 A CLOTHING DESIGN WOMEN	25 18	3	...	9	9	3	1	...	12.0	11.48
0072 * FINGERPRINT IDENTIFICATION WOMEN	1,061 600	9	427	143	270	32	27	27	11	41	62	11	1	6.0	6.86
0080 A SECURITY ADMINISTRATION WOMEN	4,453 1,749	7	1	138	11	710	13	1,026	1,400	756	277	114	12.0	11.48
0081 O FIRE PROTECTION AND PREVENTION WOMEN	9,405 188	86	192	2,022	3,574	1,830	599	319	255	283	156	80	7	2	6.0	6.57
0082 O UNITED STATES MARSHAL WOMEN	68 8	68	15.0	15.00
0083 O POLICE WOMEN	6,110 402	22	158	1,705	2,278	886	606	214	112	85	37	6	1	...	6.0	6.29
0084 O NUCLEAR MATERIALS COURIER WOMEN	226	119	57	40	10	8.0	8.74
0085 O SECURITY GUARD WOMEN	3,470 311	3	14	129	999	1,640	293	265	77	35	8	6	1	5.0	4.99
0086 C SECURITY CLERICAL AND ASSISTANCE WOMEN	1,318 906	1	1	22	197	329	289	396	49	33	...	1	6.0	5.85
0090 T GUIDE WOMEN	245 97	2	...	10	71	109	39	11	...	1	1	1	5.0	4.91
0095 P FOREIGN LAW SPECIALIST WOMEN	19 9	6	31	39	14	4	...	1	5.0	4.74
0099 O GENERAL STUDENT TRAINEE WOMEN	195 85	...	1	37	72	50	3	19	...	12	...	1	4.0	4.72
0000 MISCELLANEOUS OCCUPATIONS	59,652	8	24	346	2,111	8,203	8,283	9,469	5,454	6,744	539	6,015	6,438	3,569	1,638	811	8.0	8.40
WOMEN	12,050	5	9	77	477	1,370	906	1,733	522	1,826	29	1,638	1,824	1,050	406	178	9.0	9.08
0101 P SOCIAL SCIENCE WOMEN	6,068 2,975	47	1	215	4	1,443	8	2,025	858	859	342	266	11.0	11.10
0102 T SOCIAL SCIENCE AID AND TECHNICIAN WOMEN	660 333	10	43	152	131	169	28	107	2	14	4	6.0	6.58
0105 A SOCIAL INSURANCE ADMINISTRATION WOMEN	25,296 16,642	72	...	257	11	943	44	17,025	4,370	1,619	821	134	11.0	11.28
0106 A UNEMPLOYMENT INSURANCE WOMEN	117 48	6	34	52	14	11	13.0	12.91
0107 A HEALTH INSURANCE ADMINISTRATION WOMEN	1,555 958	4	...	29	...	70	...	113	456	657	165	61	13.0	12.43

1/ P = PROFESSIONAL, A = ADMINISTRATIVE, T = TECHNICAL, C = CLERICAL, O = OTHER, * = SPLIT OCCUPATIONAL CATEGORY

TABLE W-D2 FULL-TIME CIVILIAN GENERAL SCHEDULE EMPLOYMENT BY OCCUPATION, GENDER, GRADE, MEDIAN GRADE, AND AVERAGE GRADE, ALL AREAS, SEPTEMBER 30, 1997

OCCUPATION CODES 1/ TITLES	TOTAL	GENERAL SCHEDULE GRADES															MEDIAN GRADE	AVERAGE GRADE	
		1	2	3	4	5	6	7	8	9	10	11	12	13	14	15			
0110 P ECONOMIST	3,922	8	...	139	...	124	...	396	911	1,043	693	608	13.0	12.70	
WOMEN	1,105	2	...	68	...	52	...	149	296	261	170	107	12.0	12.24	
0119 T ECONOMICS ASSISTANT	130	5	1	...	56	...	12	...	6	1	7.0	6.65	
WOMEN	102	1	44	...	10	...	6	1	7.0	6.78	
0130 P FOREIGN AFFAIRS	671	4	...	18	...	33	115	91	131	279	14.0	13.61	
WOMEN	288	4	...	10	...	19	89	48	51	67	13.0	12.98	
0131 P INTERNATIONAL RELATIONS	121	3	...	1	...	4	12	40	29	32	14.0	13.42	
WOMEN	40	2	2	10	12	6	7	13.0	12.75	
0132 A INTELLIGENCE	2,386	11	...	94	...	182	...	595	568	622	221	93	12.0	11.86	
WOMEN	1,204	10	...	66	...	107	...	429	251	236	93	12	11.0	11.43	
0134 C INTELLIGENCE AID AND CLERK	252	24	...	9	68	46	96	8	1	8.0	7.83	
WOMEN	196	12	...	5	59	39	75	5	1	8.0	7.91	
0135 P FOREIGN AGRICULTURAL AFFAIRS	3	1	2	15.0	14.67
WOMEN	0.0	0.00
0136 A INTERNATIONAL COOPERATION	23	2	...	1	6	6	6	2	13.0	12.74	
WOMEN	18	2	6	4	5	1	13.0	12.61	
0140 P MANPOWER RESEARCH AND ANALYSIS	30	1	15	9	4	13.0	13.40	
WOMEN	13	1	8	4	...	13.0	13.00	
0142 A MANPOWER DEVELOPMENT	442	2	...	18	...	49	108	177	53	35	13.0	12.62	
WOMEN	214	12	...	30	65	80	20	7	12.0	12.35	
0150 P GEOGRAPHY	279	1	...	29	...	37	...	76	72	42	16	6	11.0	11.11	
WOMEN	85	14	...	12	...	27	19	10	2	1	11.0	10.64	
0160 A CIVIL RIGHTS ANALYSIS	50	2	...	2	...	9	15	14	1	7	12.0	12.24	
WOMEN	31	1	...	1	...	8	12	8	...	1	12.0	11.84	
0170 P HISTORY	622	2	...	14	...	38	...	114	223	143	64	24	12.0	12.05	
WOMEN	159	1	...	7	...	10	...	40	58	32	7	4	12.0	11.66	
0180 P PSYCHOLOGY	3,285	6	...	25	...	157	...	175	593	1,796	388	145	13.0	12.67	
WOMEN	1,121	4	...	20	...	92	...	100	213	579	92	21	13.0	12.29	
0181 T PSYCHOLOGY AID AND TECHNICIAN	686	3	39	131	213	45	230	7	16	2	7.0	7.56	
WOMEN	326	2	21	61	93	14	124	4	7	7.0	7.59	
0184 P SOCIOLOGY	40	4	10	10	13	3	13.0	13.03	
WOMEN	19	3	5	2	9	...	13.0	12.89	
0185 P SOCIAL WORK	4,789	167	1	3,403	998	159	59	2	11.0	11.24	
WOMEN	2,762	115	...	2,039	505	86	17	...	11.0	11.18	
0186 T SOCIAL SERVICES AID AND ASSISTANT	961	13	52	311	145	303	60	66	...	11	6.0	6.23	
WOMEN	530	9	37	170	101	143	44	26	6.0	6.07	
0187 A SOCIAL SERVICES	536	20	20	147	211	127	3	7	...	1	8.0	7.84	
WOMEN	378	14	12	106	156	84	3	3	8.0	7.81	
0188 A RECREATION SPECIALIST	1,815	1	1	75	20	552	46	827	62	196	31	3	1	...	9.0	8.47	
WOMEN	642	1	22	6	261	16	265	15	46	10	9.0	8.20	
0189 T RECREATION AID AND ASSISTANT	1,964	2	150	500	532	577	123	76	2	2	4.0	4.13	
WOMEN	862	...	71	240	232	238	55	24	...	2	4.0	4.06	
0190 P GENERAL ANTHROPOLOGY	80	7	...	12	29	12	6	14	12.0	12.41	
WOMEN	35	5	...	7	13	2	4	4	12.0	12.00	
0193 P ARCHEOLOGY	1,045	31	...	110	...	239	...	341	238	70	11	5	11.0	10.36	
WOMEN	394	14	...	52	...	115	...	124	67	20	2	...	11.0	9.96	
0199 O SOCIAL SCIENCE STUDENT TRAINEE	104	3	29	20	...	19	...	21	...	9	3	5.0	6.56	
WOMEN	64	2	18	10	...	14	...	13	...	5	2	7.0	6.59	
0100 SOCIAL SCIENCE, PSYCHOLOGY, AND WELFARE	57,932	2	150	527	665	1,401	636	2,519	465	4,931	136	24,635	9,657	7,431	3,044	1,733	11.0	10.95	
WOMEN	31,544	...	71	253	318	673	369	1,356	304	2,654	55	16,366	4,791	2,948	998	388	11.0	10.77	
0201 A PERSONNEL MANAGEMENT	10,213	34	...	177	...	865	...	2,190	2,964	2,463	1,066	454	12.0	12.00	
WOMEN	7,084	26	...	154	...	747	...	1,730	2,172	1,528	533	194	12.0	11.75	
0203 * PERSONNEL CLERICAL AND ASSISTANCE	8,544	...	1	32	621	1,972	1,816	3,498	496	94	11	3	6.0	6.18	
WOMEN	7,663	...	1	22	527	1,713	1,635	3,202	464	86	10	3	6.0	6.21	
0204 * MILITARY PERSONNEL CLERICAL AND TECHNICIAN	7,432	53	1,607	2,614	1,297	1,554	209	87	7	2	2	5.0	5.50	
WOMEN	5,117	38	1,180	1,756	967	997	127	47	4	1	5.0	5.45	
0205 A MILITARY PERSONNEL MANAGEMENT	1,721	1	5	...	20	1	534	14	506	457	148	29	6	11.0	10.80	
WOMEN	747	4	...	13	1	300	4	223	162	36	3	1	11.0	10.42	
0212 A PERSONNEL STAFFING	1,923	10	...	51	...	184	...	732	656	230	54	6	11.0	11.35	
WOMEN	1,547	10	...	43	...	161	...	605	539	153	33	3	11.0	11.26	
0221 A POSITION CLASSIFICATION	958	3	...	14	...	35	...	309	364	191	38	4	12.0	11.76	
WOMEN	575	3	...	11	...	26	...	203	211	108	12	1	12.0	11.61	
0222 A OCCUPATIONAL ANALYSIS	29	1	...	6	17	3	1	1	12.0	11.97	
WOMEN	12	1	...	2	8	1	12.0	11.67	
0223 A SALARY AND WAGE ADMINISTRATION	144	1	...	11	...	21	...	38	33	26	11	3	12.0	11.26	
WOMEN	85	1	...	8	...	17	...	22	19	13	4	1	11.0	10.87	
0230 A EMPLOYEE RELATIONS	1,570	1	...	30	...	195	...	448	515	302	74	5	12.0	11.54	
WOMEN	1,164	1	...	25	...	178	...	360	363	195	38	4	12.0	11.36	

1/ P = PROFESSIONAL, A = ADMINISTRATIVE, T = TECHNICAL, C = CLERICAL, O = OTHER, * = SPLIT OCCUPATIONAL CATEGORY

TABLE W-D2 FULL-TIME CIVILIAN GENERAL SCHEDULE EMPLOYMENT BY OCCUPATION, GENDER, GRADE, MEDIAN GRADE, AND AVERAGE GRADE, ALL AREAS, SEPTEMBER 30, 1997

OCCUPATION CODES 1/ TITLES	TOTAL	GENERAL SCHEDULE GRADES															MEDIAN GRADE	AVERAGE GRADE
		1	2	3	4	5	6	7	8	9	10	11	12	13	14	15		
0233 A LABOR RELATIONS	974	1	...	6	...	29	...	195	388	252	85	18	12.0	12.16
WOMEN	475	1	...	4	...	26	...	130	185	101	23	5	12.0	11.85
0235 A EMPLOYEE DEVELOPMENT	1,863	12	...	21	...	167	4	493	606	405	127	28	12.0	11.76
WOMEN	1,244	12	...	17	...	134	2	354	414	242	55	14	12.0	11.57
0241 A MEDIATION	211	2	13	18	154	24	14.0	13.88
WOMEN	38	1	7	3	24	3	14.0	13.55
0243 A APPRENTICESHIP AND TRAINING	132	4	...	10	...	1	...	1	67	31	9	9	12.0	11.95
WOMEN	40	4	...	10	...	1	15	7	2	1	12.0	10.33
0244 A LABOR MANAGEMENT RELATIONS EXAMINING	374	2	...	8	...	10	...	9	25	226	55	39	13.0	12.96
WOMEN	135	1	...	4	...	6	...	8	15	88	7	6	13.0	12.50
0246 A CONTRACTOR INDUSTRIAL RELATIONS	125	1	...	10	...	17	39	36	18	4	12.0	12.26
WOMEN	65	1	...	9	...	15	22	13	4	1	12.0	11.65
0249 A WAGE AND HOUR COMPLIANCE	1,133	14	...	188	...	37	...	64	650	113	61	6	12.0	11.15
WOMEN	468	7	...	98	...	21	...	36	260	29	17	...	12.0	10.77
0260 A EQUAL EMPLOYMENT OPPORTUNITY	2,389	6	1	55	...	161	...	539	667	662	211	87	12.0	12.00
WOMEN	1,655	5	...	43	...	118	...	411	472	439	116	51	12.0	11.88
0270 A FEDERAL RETIREMENT BENEFITS	444	4	...	127	...	184	73	46	7	3	11.0	10.84
WOMEN	303	3	...	98	...	129	46	22	3	2	11.0	10.67
0299 O PERSONNEL MANAGEMENT STUDENT TRAINEE	55	4	18	21	1	8	...	3	5.0	5.05
WOMEN	37	4	12	13	1	5	...	2	5.0	4.97
0200 PERSONNEL MANAGEMENT AND INDUSTRIAL RELATIONS	40,234	...	1	89	2,247	4,700	3,115	5,656	706	2,561	36	5,738	7,536	5,152	2,000	697	11.0	9.42
WOMEN	28,454	...	1	64	1,719	3,557	2,603	4,638	592	1,978	20	4,233	4,910	2,978	874	287	9.0	9.01
0301 A MISCELLANEOUS ADMINISTRATION AND PROGRAM	40,690	3	4	2	13	150	37	1,245	156	7,416	465	7,921	9,378	7,017	3,773	3,110	12.0	11.62
WOMEN	21,234	3	4	2	9	100	27	874	106	5,125	283	4,728	4,614	2,884	1,444	1,031	11.0	11.17
0302 C MESSENGER	46	6	30	7	...	2	1	2.0	2.35
WOMEN	7	1	6	2.0	1.86
0303 * MISCELLANEOUS CLERK AND ASSISTANT	57,770	1,037	668	1,832	9,680	15,416	10,503	14,103	2,854	1,202	323	125	17	9	1	...	6.0	5.61
WOMEN	45,310	819	442	1,236	7,029	12,131	8,670	11,163	2,387	1,028	295	95	11	4	6.0	5.67
0304 C INFORMATION RECEPTIONIST	868	1	14	191	551	98	8	5	4.0	3.89
WOMEN	715	1	11	150	460	83	7	3	4.0	3.90
0305 C MAIL AND FILE	12,616	117	139	3,234	4,812	2,532	1,010	419	228	79	26	16	4	4.0	4.28
WOMEN	6,989	75	82	1,731	2,347	1,457	721	297	177	64	20	14	4	4.0	4.42
0309 C CORRESPONDENCE CLERK	238	60	130	28	15	3	1	1	...	5.0	5.08
WOMEN	194	45	107	24	14	3	1	...	5.0	5.12
0312 C CLERK-STENOGRAPHER AND REPORTER	101	1	35	38	8	2	9	4	1	2	1	5.0	5.42
WOMEN	97	1	35	37	7	2	9	4	...	2	5.0	5.30
0313 C WORK UNIT SUPERVISING	159	3	12	21	48	46	22	7	8.0	8.36
WOMEN	147	3	11	18	45	43	20	7	8.0	8.37
0318 C SECRETARY	60,039	18	2,680	21,809	17,250	10,708	4,814	2,004	627	105	21	3	6.0	6.04
WOMEN	58,481	18	2,543	21,020	16,858	10,536	4,768	1,986	624	104	21	3	6.0	6.05
0319 C CLOSED MICROPHONE REPORTING	139	3	2	15	78	35	6	8.0	8.14
WOMEN	112	3	1	12	64	27	5	8.0	8.13
0322 C CLERK-TYPIST	1,985	15	78	336	1,434	96	18	4	3	1	4.0	3.81
WOMEN	1,683	11	64	280	1,217	88	15	4	3	1	4.0	3.83
0326 * OFFICE AUTOMATION CLERICAL AND ASSISTANCE	14,287	50	310	1,603	7,164	3,907	830	403	17	3	4.0	4.31
WOMEN	12,501	43	243	1,348	6,203	3,524	760	363	15	2	4.0	4.34
0332 T COMPUTER OPERATION	3,597	2	...	2	79	310	448	1,400	574	531	87	128	30	6	7.0	7.35
WOMEN	1,895	1	54	175	252	783	302	234	35	51	6	2	7.0	7.19
0334 A COMPUTER SPECIALIST	50,159	3	201	7	981	2	4,216	28	10,119	19,137	11,004	3,500	961	12.0	11.83
WOMEN	20,165	1	107	5	551	2	2,115	11	4,656	7,791	3,763	945	218	12.0	11.59
0335 * COMPUTER CLERK AND ASSISTANT	6,545	3	10	54	425	1,152	1,133	2,392	598	664	66	36	12	7.0	6.59
WOMEN	4,466	2	3	21	254	770	794	1,669	464	425	36	20	8	7.0	6.63
0340 A PROGRAM MANAGEMENT	5,085	3	...	21	...	73	381	1,095	1,494	2,018	14.0	13.96
WOMEN	1,432	3	...	17	...	37	113	342	485	435	14.0	13.76
0341 A ADMINISTRATIVE OFFICER	6,025	7	6	182	15	1,339	47	1,700	1,329	835	310	255	11.0	11.23
WOMEN	4,298	6	5	158	15	1,148	24	1,296	962	427	161	96	11.0	10.91
0342 A SUPPORT SERVICES ADMINISTRATION	3,426	1	46	217	972	436	413	71	588	313	187	115	67	9.0	9.20
WOMEN	1,917	25	153	519	278	267	30	331	168	89	43	14	8.0	8.99
0343 A MANAGEMENT AND PROGRAM ANALYSIS	36,744	97	...	665	6	4,375	40	6,785	10,081	8,991	3,992	1,712	12.0	11.95
WOMEN	22,807	76	...	526	4	3,407	19	4,890	6,297	5,158	1,782	648	12.0	11.66
0344 * MANAGEMENT AND PROGRAM CLERICAL AND ASSISTANCE	6,403	...	1	3	80	967	1,336	3,446	435	108	15	6	2	4	7.0	6.57
WOMEN	5,491	...	1	1	58	801	1,184	2,954	389	86	11	4	...	2	7.0	6.57
0346 A LOGISTICS MANAGEMENT	10,766	23	1	156	1	726	6	1,876	4,478	2,536	698	265	12.0	11.97
WOMEN	3,147	15	1	80	...	250	...	688	1,341	603	132	37	12.0	11.69
0350 C EQUIPMENT OPERATOR	1,271	1	12	179	707	264	72	22	11	3	4.0	4.26
WOMEN	545	1	8	91	272	116	42	11	3	1	4.0	4.26
0351 C PRINTING CLERICAL	120	31	52	20	16	1	5.0	5.20
WOMEN	83	18	39	13	12	1	5.0	5.27

1/ P = PROFESSIONAL, A = ADMINISTRATIVE, T = TECHNICAL, C = CLERICAL, O = OTHER, * = SPLIT OCCUPATIONAL CATEGORY

TABLE W-D2 FULL-TIME CIVILIAN GENERAL SCHEDULE EMPLOYMENT BY OCCUPATION, GENDER, GRADE, MEDIAN GRADE, AND AVERAGE GRADE, ALL AREAS, SEPTEMBER 30, 1997

OCCUPATION CODES 1/ TITLES	TOTAL	GENERAL SCHEDULE GRADES															MEDIAN GRADE	AVERAGE GRADE
		1	2	3	4	5	6	7	8	9	10	11	12	13	14	15		
0356 C DATA TRANSCRIBER	2,436	...	14	489	1,565	180	27	118	14	3	20	4	...	2	4.0	4.13
WOMEN	2,169	...	11	439	1,381	163	24	112	14	3	18	4	4.0	4.14
0357 C CODING	152	4	47	44	34	20	3	5.0	5.18
WOMEN	122	4	38	34	30	14	2	5.0	5.15
0359 C ELECTRIC ACCOUNTING MACHINE OPERATION	1	1	6.0	6.00
WOMEN	0.0	0.00
0360 A EQUAL OPPORTUNITY COMPLIANCE	1,788	14	...	42	...	98	...	223	793	370	179	69	12.0	12.06
WOMEN	1,008	8	...	29	...	61	...	134	463	196	88	29	12.0	11.94
0361 T EQUAL OPPORTUNITY ASSISTANCE	543	13	87	143	250	42	5	2	1	7.0	6.46
WOMEN	495	11	76	133	229	40	3	2	1	7.0	6.47
0362 T ELECTRIC ACCOUNTING MACHINE PROJECT PLANNING	1	1	9.0	9.00
WOMEN	0.0	0.00
0382 C TELEPHONE OPERATING	1,407	...	8	253	954	104	62	20	5	1	4.0	4.03
WOMEN	1,020	...	6	199	654	83	52	20	5	1	4.0	4.06
0390 T TELECOMMUNICATIONS PROCESSING	752	...	5	8	48	170	156	178	114	43	28	2	6.0	6.46
WOMEN	288	...	4	6	27	71	60	60	38	16	6	6.0	6.17
0391 A TELECOMMUNICATIONS	6,539	1	...	16	2	137	9	976	26	1,380	2,074	1,342	443	133	12.0	11.60
WOMEN	1,657	11	2	67	4	372	9	365	475	264	74	14	11.0	11.10
0392 T GENERAL TELECOMMUNICATIONS	1,138	5	74	288	194	296	60	109	23	45	30	12	2	...	7.0	6.78
WOMEN	497	2	24	150	98	136	26	34	7	16	4	6.0	6.44
0394 C COMMUNICATIONS CLERICAL	245	2	51	135	25	29	2	1	5.0	5.16
WOMEN	197	1	36	110	22	26	2	5.0	5.21
0399 O ADMINISTRATION AND OFFICE SUPPORT STUDENT TRAINEE	503	22	46	62	187	117	10	37	16	...	5	1	4.0	4.30
WOMEN	315	14	31	45	126	63	7	20	7	...	2	4.0	4.12
0300 GENERAL ADMINISTRATION, CLERICAL, AND OFFICE SERVICES	334,584	1,257	1,339	8,286	30,694	48,458	33,600	38,302	10,538	24,440	1,929	31,145	48,085	33,414	14,507	8,590	8.0	8.59
WOMEN	221,484	970	916	5,576	22,842	41,452	29,978	31,265	9,166	16,727	1,455	17,444	22,279	13,738	5,154	2,522	7.0	7.69
0401 P GENERAL BIOLOGICAL SCIENCE	8,399	46	...	218	2	871	1	2,341	2,377	1,438	667	438	12.0	11.73
WOMEN	2,652	21	...	115	1	393	1	888	609	398	145	81	11.0	11.30
0403 P MICROBIOLOGY	1,734	3	...	31	...	109	4	350	385	430	257	165	12.0	12.33
WOMEN	738	3	...	19	...	70	3	196	183	159	68	37	12.0	11.83
0404 T BIOLOGICAL SCIENCE TECHNICIAN	5,712	43	78	173	504	1,500	596	1,284	422	928	52	118	14	6.0	6.39
WOMEN	2,489	25	46	87	224	662	237	580	185	369	20	45	9	6.0	6.30
0405 P PHARMACOLOGY	292	4	...	2	10	139	87	50	13.0	13.54
WOMEN	84	2	...	1	8	43	21	9	13.0	13.25
0406 P AGRICULTURAL EXTENSION	7	4	...	3	13.0	13.86
WOMEN	4	3	...	1	13.0	13.50
0408 P ECOLOGY	795	7	...	21	...	84	...	167	224	186	82	24	12.0	11.81
WOMEN	231	2	...	6	...	49	...	71	50	36	13	4	11.0	11.19
0410 P ZOOLOGY	90	1	...	1	...	6	...	4	11	18	23	26	14.0	13.20
WOMEN	18	1	...	1	...	4	...	1	5	1	2	3	12.0	11.39
0413 P PHYSIOLOGY	367	1	...	2	...	15	1	47	38	132	78	53	13.0	12.92
WOMEN	95	1	...	2	...	5	1	15	13	37	14	7	13.0	12.39
0414 P ENTOMOLOGY	570	3	...	16	...	69	147	136	129	70	13.0	12.83
WOMEN	78	1	...	5	...	16	32	11	11	2	12.0	12.04
0415 P TOXICOLOGY	261	1	...	3	...	7	25	110	82	33	13.0	13.35
WOMEN	77	1	...	2	...	4	7	29	26	8	13.0	13.17
0421 T PLANT PROTECTION TECHNICIAN	302	...	2	23	34	221	3	19	5.0	4.85
WOMEN	112	...	2	13	10	79	...	8	5.0	4.77
0430 P BOTANY	378	9	...	45	...	104	...	108	49	38	14	11	11.0	10.39
WOMEN	194	7	...	7	...	62	...	63	23	11	2	4	11.0	10.04
0434 P PLANT PATHOLOGY	276	17	...	32	58	73	57	39	13.0	12.80
WOMEN	58	10	...	8	20	15	5	...	12.0	11.78
0435 P PLANT PHYSIOLOGY	263	12	...	33	27	81	60	50	13.0	13.07
WOMEN	56	5	...	7	8	25	9	2	13.0	12.48
0436 P PLANT PROTECTION AND QUARANTINE	1,605	48	...	155	...	553	...	583	172	72	19	3	11.0	9.99
WOMEN	376	14	...	45	...	147	...	122	32	14	2	...	9.0	9.69
0437 P HORTICULTURE	132	7	...	31	...	36	22	13	17	6	11.0	11.25
WOMEN	39	4	...	10	...	13	6	3	3	...	11.0	10.62
0440 P GENETICS	328	7	...	14	...	48	58	69	73	59	13.0	12.81
WOMEN	64	3	...	3	...	13	18	13	9	5	12.0	12.14
0454 P RANGELAND MANAGEMENT	1,075	15	...	39	...	300	...	530	118	43	22	8	11.0	10.49
WOMEN	205	8	...	11	...	101	...	73	9	2	1	...	9.0	9.64
0455 T RANGE TECHNICIAN	851	...	14	37	69	201	123	230	38	110	11	14	4	6.0	6.31
WOMEN	158	...	4	8	16	47	21	43	8	9	...	1	1	6.0	5.86
0457 P SOIL CONSERVATION	4,326	46	...	179	...	756	...	2,021	1,027	233	50	14	11.0	10.81
WOMEN	740	24	...	83	...	250	...	274	89	16	4	...	11.0	9.86
0458 T SOIL CONSERVATION TECHNICIAN	1,447	...	2	17	75	93	322	722	175	41	7.0	6.62
WOMEN	258	...	1	6	31	35	83	90	9	3	6.0	5.99

72

1/ P = PROFESSIONAL, A = ADMINISTRATIVE, T = TECHNICAL, C = CLERICAL, O = OTHER, * = SPLIT OCCUPATIONAL CATEGORY

TABLE W-D2 FULL-TIME CIVILIAN GENERAL SCHEDULE EMPLOYMENT BY OCCUPATION, GENDER, GRADE, MEDIAN GRADE, AND AVERAGE GRADE, ALL AREAS, SEPTEMBER 30, 1997

OCCUPATION CODES 1/ TITLES	TOTAL	GENERAL SCHEDULE GRADES															MEDIAN GRADE	AVERAGE GRADE
		1	2	3	4	5	6	7	8	9	10	11	12	13	14	15		
0459 T IRRIGATION SYSTEM OPERATION	120	2	16	63	7	17	4	8	...	3	5.0	5.69
WOMEN	1	1	5.0	5.00
0460 P FORESTRY	4,142	31	1	61	...	1,158	3	1,488	632	548	152	68	11.0	10.93
WOMEN	788	5	1	16	...	389	...	208	80	71	15	3	9.0	10.24
0462 T FORESTRY TECHNICIAN	13,304	8	157	1,266	2,506	3,166	1,292	2,212	462	1,577	191	397	68	2	5.0	5.88
WOMEN	2,793	4	39	279	553	857	226	494	38	246	9	42	6	5.0	5.50
0470 P SOIL SCIENCE	1,415	12	...	43	...	193	...	583	315	125	92	52	11.0	11.30
WOMEN	168	7	...	19	...	44	...	50	23	14	8	3	11.0	10.29
0471 P AGRONOMY	293	4	...	29	1	87	94	40	30	8	12.0	11.75
WOMEN	29	10	...	10	6	3	11.0	10.72
0475 P AGRICULTURAL MANAGEMENT	1,556	21	...	284	...	392	772	72	9	6	12.0	11.20
WOMEN	332	15	...	122	...	98	89	8	11.0	10.40
0480 P GENERAL FISH AND WILDLIFE ADMINISTRATION	174	7	12	22	72	61	14.0	13.97
WOMEN	34	1	4	15	14	14.0	14.24	
0482 P FISHERY BIOLOGY	2,060	60	...	121	...	335	...	546	494	315	155	34	11.0	11.10
WOMEN	426	13	...	28	...	105	...	130	81	52	15	2	11.0	10.62
0485 P WILDLIFE REFUGE MANAGEMENT	625	6	...	20	...	92	...	186	172	122	26	1	12.0	11.32
WOMEN	94	1	...	7	...	27	...	31	19	9	11.0	10.46
0486 P WILDLIFE BIOLOGY	2,302	58	...	103	...	471	1	866	412	264	101	26	11.0	10.85
WOMEN	594	29	...	38	...	194	...	218	72	34	9	...	11.0	10.08
0487 P ANIMAL SCIENCE	92	1	...	5	...	14	10	17	28	17	13.0	12.98
WOMEN	16	1	...	7	1	4	3	...	11.0	12.00
0493 P HOME ECONOMICS	16	1	...	3	...	2	4	4	1	1	12.0	11.56
WOMEN	14	1	...	2	...	3	4	1	1	12.0	11.71	
0499 O BIOLOGICAL SCIENCE STUDENT TRAINEE	214	2	6	12	73	52	3	34	...	21	...	11	5.0	5.46
WOMEN	120	2	3	7	31	27	1	25	...	16	...	8	5.0	5.84
0400 BIOLOGICAL SCIENCES	55,523	53	259	1,530	3,277	5,639	2,347	5,602	1,103	8,150	265	11,092	7,751	4,746	2,383	1,326	9.0	9.27
WOMEN	14,135	31	95	400	865	1,844	569	1,677	241	2,655	34	2,615	1,503	1,019	401	186	9.0	8.76
0501 A FINANCIAL ADMINISTRATION AND PROGRAM	8,116	17	1	256	4	1,352	21	2,147	2,166	1,335	509	308	12.0	11.46
WOMEN	4,960	12	1	186	3	1,047	13	1,480	1,274	656	195	93	11.0	11.12
0503 * FINANCIAL CLERICAL AND ASSISTANCE	6,480	...	3	191	595	1,797	1,467	1,755	332	191	90	35	24	6.0	6.02
WOMEN	5,063	...	1	127	415	1,419	1,166	1,427	260	136	70	23	19	6.0	6.05
0505 A FINANCIAL MANAGEMENT	1,210	1	...	1	...	1	...	14	303	364	319	207	13.0	13.32
WOMEN	370	1	...	1	...	1	...	6	104	114	109	34	13.0	13.12
0510 P ACCOUNTING	11,782	62	...	323	6	1,020	25	2,205	3,897	2,622	1,220	402	12.0	11.90
WOMEN	5,609	42	...	239	2	642	10	1,253	1,960	1,027	346	88	12.0	11.52
0511 P AUDITING	11,803	24	...	220	1	209	...	619	6,066	3,109	1,139	416	12.0	12.35
WOMEN	3,881	17	...	119	...	108	...	243	2,301	849	186	58	12.0	12.03
0512 P INTERNAL REVENUE AGENT	14,606	6	...	37	...	188	...	3,696	4,095	5,639	927	18	12.0	12.21
WOMEN	5,810	2	...	19	...	108	...	1,979	1,952	1,567	180	3	12.0	11.92
0525 * ACCOUNTING TECHNICIAN	17,492	30	693	4,397	5,481	5,550	1,046	213	59	15	8	6.0	6.16
WOMEN	13,852	19	512	3,266	4,290	4,651	860	182	51	14	7	6.0	6.21
0526 T TAX TECHNICIAN	3,756	4	...	23	...	3,217	1	320	186	5	9.0	9.31
WOMEN	2,590	2	...	17	...	2,180	1	234	153	3	9.0	9.35
0530 C CASH PROCESSING	1,427	...	14	44	555	483	266	40	19	5	1	5.0	4.82
WOMEN	1,158	...	11	32	465	375	220	37	13	4	1	5.0	4.82
0540 C VOUCHER EXAMINING	2,352	...	1	4	544	1,051	484	157	101	5	...	3	2	5.0	5.25
WOMEN	1,717	4	373	759	378	119	76	5	...	1	2	5.0	5.29
0544 * CIVILIAN PAY	2,320	8	152	534	845	616	109	42	8	4	...	2	6.0	6.07
WOMEN	1,842	2	113	417	671	506	87	37	5	3	...	1	6.0	6.10
0545 * MILITARY PAY	2,609	4	124	1,306	616	335	170	30	19	5	5.0	5.73
WOMEN	1,729	4	83	860	437	203	110	16	12	4	5.0	5.71
0560 A BUDGET ANALYSIS	12,362	55	3	355	8	3,008	18	3,298	2,808	1,726	718	365	11.0	11.17
WOMEN	8,815	49	1	299	8	2,378	14	2,502	2,020	1,088	334	122	11.0	10.93
0561 * BUDGET CLERICAL AND ASSISTANCE	3,492	3	82	601	847	1,814	124	18	1	2	7.0	6.39
WOMEN	3,055	2	73	503	743	1,605	110	16	1	2	7.0	6.40
0570 A FINANCIAL INSTITUTION EXAMINING	2	1	1	9.0	10.50
WOMEN	1	1	9.0	9.00
0580 A CREDIT UNION EXAMINER	0.0	0.00
WOMEN	0.0	0.00
0592 * TAX EXAMINING	19,453	284	2,046	3,735	10,151	1,730	371	883	103	148	2	7.0	6.88
WOMEN	14,798	201	1,568	2,904	7,515	1,394	316	680	91	127	2	7.0	6.89
0593 T INSURANCE ACCOUNTS	66	7	11	31	11	5	1	6.0	6.02
WOMEN	43	3	7	20	8	4	1	6.0	6.19
0599 O FINANCIAL MANAGEMENT STUDENT TRAINEE	103	3	58	32	2	7	...	1	4.0	4.57
WOMEN	80	3	45	24	2	5	...	1	4.0	4.56
0500 ACCOUNTING AND BUDGET	119,431	...	18	287	3,094	12,427	13,778	21,651	3,655	9,872	1,126	12,467	19,704	14,804	4,832	1,716	9.0	9.20
WOMEN	75,373	...	12	193	2,283	9,323	10,833	16,956	2,927	7,178	858	7,836	9,919	5,307	1,350	398	7.0	8.43

73

1/ P = PROFESSIONAL, A = ADMINISTRATIVE, T = TECHNICAL, C = CLERICAL, O = OTHER, * = SPLIT OCCUPATIONAL CATEGORY

TABLE W-D2 FULL-TIME CIVILIAN GENERAL SCHEDULE EMPLOYMENT BY OCCUPATION, GENDER, GRADE, MEDIAN GRADE, AND AVERAGE GRADE, ALL AREAS, SEPTEMBER 30, 1997

OCCUPATION CODES 1/ TITLES	TOTAL	GENERAL SCHEDULE GRADES															MEDIAN GRADE	AVERAGE GRADE
		1	2	3	4	5	6	7	8	9	10	11	12	13	14	15		
0601 P GENERAL HEALTH SCIENCE	3,938	14	...	87	623	622	105	545	404	554	611	373	11.0	11.30
WOMEN	2,026	8	...	55	294	346	49	300	230	320	278	146	11.0	11.20
0602 P MEDICAL OFFICER	2,072	3	84	252	757	976	14.0	14.26
WOMEN	644	1	14	93	283	253	14.0	14.20
0603 A PHYSICIAN'S ASSISTANT	894	5	...	12	...	839	36	2	11.0	11.00
WOMEN	236	3	...	7	...	212	12	2	11.0	10.96
0610 P NURSE	6,419	10	51	...	130	3	2,483	1,352	1,784	469	117	18	2	10.0	9.99
WOMEN	5,880	9	45	...	110	3	2,271	1,231	1,648	432	112	17	2	10.0	10.01
0620 T PRACTICAL NURSE	11,307	176	470	4,666	5,903	92	6.0	5.47
WOMEN	9,622	140	369	3,882	5,154	77	6.0	5.48
0621 T NURSING ASSISTANT	11,383	50	58	360	4,408	6,017	481	3	6	5.0	4.56
WOMEN	7,503	36	41	180	3,059	3,914	270	1	2	5.0	4.55
0622 T MEDICAL SUPPLY AIDE AND TECHNICIAN	2,111	1	...	48	305	1,086	507	120	30	13	...	1	5.0	5.23
WOMEN	911	1	...	17	129	452	229	57	18	8	5.0	5.29
0625 T AUTOPSY ASSISTANT	51	10	27	11	3	5.0	5.14
WOMEN	5	4	1	5.0	5.20
0630 P DIETITIAN AND NUTRITIONIST	1,414	1	...	20	...	154	44	768	208	145	65	9	11.0	11.21
WOMEN	1,315	1	...	17	139	41	731	191	127	62	6	11.0	11.20
0631 P OCCUPATIONAL THERAPIST	663	22	...	104	178	296	60	1	1	1	11.0	10.39
WOMEN	547	18	...	80	135	257	55	1	1	...	11.0	10.44
0633 P PHYSICAL THERAPIST	690	14	...	182	186	231	77	10.0	10.23
WOMEN	442	7	...	107	117	162	49	10.0	10.30
0635 P CORRECTIVE THERAPIST	490	5	6	...	39	340	79	21	10.0	10.09
WOMEN	177	4	2	...	15	135	16	5	10.0	9.94
0636 T REHABILITATION THERAPY ASSISTANT	755	...	1	9	31	140	469	100	5	6.0	5.84
WOMEN	390	...	1	5	11	87	225	57	4	6.0	5.84
0637 P MANUAL ARTS THERAPIST	90	1	2	1	64	13	8	1	9.0	9.27
WOMEN	11	1	...	8	2	9.0	9.00
0638 P RECREATION/CREATIVE ARTS THERAPIST	790	6	...	19	...	227	423	66	41	6	1	1	10.0	9.82
WOMEN	438	5	...	14	...	136	231	34	14	3	1	...	10.0	9.71
0639 P EDUCATIONAL THERAPIST	14	11	2	1	9.0	9.29
WOMEN	12	10	1	1	9.0	9.25
0640 T HEALTH AID AND TECHNICIAN	5,533	15	20	139	817	1,201	1,492	1,304	244	212	40	46	3	6.0	5.90
WOMEN	3,152	7	12	69	490	870	875	617	115	65	9	22	1	6.0	5.70
74 0642 T NUCLEAR MEDICINE TECHNICIAN	128	2	4	...	1	12	29	60	12	6	2	9.0	8.59
WOMEN	66	1	3	7	16	29	7	3	9.0	8.48
0644 P MEDICAL TECHNOLOGIST	5,458	13	...	160	3	3,404	358	1,197	257	66	9.0	9.63
WOMEN	3,697	11	...	108	1	2,289	246	830	174	38	9.0	9.63
0645 T MEDICAL TECHNICIAN	1,808	...	1	49	403	368	414	519	28	18	2	6	6.0	5.64
WOMEN	1,165	...	1	35	277	244	265	319	13	6	2	3	6.0	5.55
0646 T PATHOLOGY TECHNICIAN	465	1	4	21	66	251	51	48	8	13	2	7.0	7.23
WOMEN	317	1	3	13	43	175	35	34	4	8	1	7.0	7.22
0647 T DIAGNOSTIC RADIOLOGIC TECHNOLOGIST	3,026	...	1	...	2	131	850	758	869	225	99	69	20	2	7.0	7.29
WOMEN	1,474	1	61	433	391	413	109	37	20	9	7.0	7.21
0648 T THERAPEUTIC RADIOLOGIC TECHNOLOGIST	133	3	...	4	10	62	25	15	8	6	8.0	8.57
WOMEN	81	1	...	3	5	40	12	9	6	5	8.0	8.67
0649 T MEDICAL INSTRUMENT TECHNICIAN	1,954	4	47	193	509	460	526	147	46	20	2	7.0	7.00
WOMEN	1,176	3	30	128	311	266	326	84	19	8	1	7.0	6.93
0650 T MEDICAL TECHNICAL ASSISTANT	1	1	9.0	9.00
WOMEN	1	1	9.0	9.00
0651 T RESPIRATORY THERAPIST	372	4	8	107	174	53	13	10	3	7.0	6.96
WOMEN	168	2	58	75	21	7	4	1	7.0	6.93
0660 P PHARMACIST	4,306	1	...	28	...	2,604	1,210	363	81	19	11.0	11.51
WOMEN	1,845	15	...	1,148	544	126	11	1	11.0	11.44
0661 T PHARMACY TECHNICIAN	3,431	2	3	62	230	2,205	852	60	16	1	5.0	5.19
WOMEN	2,368	2	2	36	167	1,529	586	35	10	1	5.0	5.18
0662 P OPTOMETRIST	22	9	10	3	12.0	11.73
WOMEN	3	2	1	11.0	11.33
0664 T RESTORATION TECHNICIAN	14	3	4	7	10.0	10.29
WOMEN	2	1	1	10.0	10.50
0665 P SPEECH PATHOLOGY AND AUDIOLOGY	678	1	...	17	...	74	430	111	40	5	12.0	12.11
WOMEN	442	1	...	16	...	60	296	56	12	1	12.0	11.93
0667 T ORTHOTIST AND PROSTHETIST	208	2	6	...	17	1	85	33	46	15	3	9.0	9.54
WOMEN	12	2	1	5	2	1	1	9.0	9.17
0668 P PODIATRIST	18	9	6	3	12.0	12.67
WOMEN	4	2	2	12.0	12.50
0669 A MEDICAL RECORDS ADMINISTRATION	501	3	...	34	7	172	48	140	78	16	3	...	10.0	10.11
WOMEN	444	2	...	29	6	148	44	127	70	15	3	...	10.0	10.15

1/ P = PROFESSIONAL, A = ADMINISTRATIVE, T = TECHNICAL, C = CLERICAL, O = OTHER, * = SPLIT OCCUPATIONAL CATEGORY

TABLE W-D2 FULL-TIME CIVILIAN GENERAL SCHEDULE EMPLOYMENT BY OCCUPATION, GENDER, GRADE, MEDIAN GRADE, AND AVERAGE GRADE, ALL AREAS, SEPTEMBER 30, 1997

OCCUPATION CODES 1/ TITLES	TOTAL	GENERAL SCHEDULE GRADES															MEDIAN GRADE	AVERAGE GRADE	
		1	2	3	4	5	6	7	8	9	10	11	12	13	14	15			
0670 A HEALTH SYSTEM ADMINISTRATION	431	13	...	9	...	21	88	108	98	94	13.0	13.10	
WOMEN	151	6	...	3	...	9	34	38	24	24	13.0	12.90	
0671 A HEALTH SYSTEM SPECIALIST	1,637	2	1	31	2	345	7	339	282	499	109	20	12.0	11.51	
WOMEN	912	1	1	24	1	240	7	220	151	222	37	8	11.0	11.15	
0672 T PROSTHETIC REPRESENTATIVE	186	1	...	13	...	23	4	48	56	40	1	...	12.0	11.17	
WOMEN	61	8	...	14	1	20	14	4	11.0	10.36	
0673 A HOSPITAL HOUSEKEEPING MANAGEMENT	229	9	3	19	5	45	61	76	11	...	12.0	11.69	
WOMEN	31	5	1	4	1	11	7	2	11.0	10.32	
0675 T MEDICAL RECORDS TECHNICIAN	3,149	...	2	89	554	1,059	956	385	85	19	5.0	5.42	
WOMEN	2,655	...	2	75	435	873	839	340	74	17	5.0	5.46	
0679 C MEDICAL CLERK	10,169	18	14	393	5,997	3,229	343	112	39	20	4	4.0	4.40	
WOMEN	8,172	13	13	318	4,863	2,553	272	87	32	17	4	4.0	4.39	
0680 P DENTAL OFFICER	79	6	56	9	5	3	12.0	12.28	
WOMEN	24	4	15	3	2	...	12.0	12.13	
0681 T DENTAL ASSISTANT	2,768	...	23	105	815	1,441	334	44	5	1	5.0	4.76	
WOMEN	2,568	...	21	100	744	1,345	311	42	4	1	5.0	4.77	
0682 T DENTAL HYGIENE	331	3	5	99	133	80	11	7.0	6.95	
WOMEN	316	3	5	90	132	76	10	7.0	6.96	
0683 T DENTAL LABORATORY AID AND TECHNICIAN	612	7	22	83	298	179	15	7	1	...	8.0	8.14	
WOMEN	105	3	9	27	48	18	8.0	7.66	
0685 A PUBLIC HEALTH PROGRAM SPECIALIST	1,391	1	...	153	...	126	196	549	255	111	13.0	12.58	
WOMEN	693	1	...	79	...	71	115	265	114	48	13.0	12.47	
0688 A SANITARIAN	44	5	...	14	...	12	10	2	1	...	11.0	10.30	
WOMEN	15	3	...	5	...	6	1	9.0	9.60	
0690 P INDUSTRIAL HYGIENE	1,479	12	...	23	1	69	2	260	697	308	82	25	12.0	11.91
WOMEN	460	2	...	12	1	37	...	82	220	82	17	7	12.0	11.71
0696 P CONSUMER SAFETY	1,881	16	...	32	...	52	...	202	625	670	210	74	13.0	12.36
WOMEN	800	13	...	22	...	29	...	83	292	274	66	21	12.0	12.12
0698 T ENVIRONMENTAL HEALTH TECHNICIAN	116	11	8	32	11	49	2	3	8.0	7.84	
WOMEN	30	6	2	13	2	7	7.0	7.07	
0699 O MEDICAL AND HEALTH STUDENT TRAINEE	52	...	10	7	8	6	1	6	1	13	5.0	5.31	
WOMEN	39	...	10	5	4	5	...	4	1	10	5.0	5.18	
0600 MEDICAL, HOSPITAL, DENTAL, AND PUBLIC HEALTH	95,691	86	133	1,442	14,122	21,953	13,436	5,306	3,082	9,346	3,357	9,938	5,517	3,908	2,352	1,713	6.0	7.48	
WOMEN	63,608	59	103	984	10,595	16,068	9,981	3,175	1,558	6,439	2,339	6,108	2,956	1,785	941	517	6.0	7.05	
0701 P VETERINARY MEDICAL SCIENCE	1,805	1	...	13	...	214	1,001	332	183	61	12.0	12.35	
WOMEN	339	1	...	8	...	49	158	70	46	7	12.0	12.31	
0704 T ANIMAL HEALTH TECHNICIAN	345	8	15	1	26	207	77	5	3	8.0	8.01	
WOMEN	57	4	6	1	8	22	16	8.0	7.51	
0799 O VETERINARY STUDENT TRAINEE	1	1	11.0	11.00	
WOMEN	1	1	11.0	11.00	
0700 VETERINARY MEDICAL SCIENCE	2,151	8	15	1	27	207	90	5	218	1,004	332	183	61	12.0	11.65	
WOMEN	397	4	6	1	9	22	24	...	50	158	70	46	7	12.0	11.62	
0801 P GENERAL ENGINEERING	16,154	11	1	40	...	61	...	513	2,790	6,526	4,002	2,210	13.0	13.25	
WOMEN	1,652	2	...	11	...	11	...	69	301	809	324	125	13.0	13.01	
0802 T ENGINEERING TECHNICIAN	17,065	10	32	60	230	275	277	1,097	663	3,613	1,345	6,160	2,928	348	25	2	11.0	10.02	
WOMEN	1,718	1	10	14	60	80	77	279	85	466	103	426	105	11	1	...	9.0	8.80	
0803 P SAFETY ENGINEERING	517	1	...	7	...	13	...	23	165	197	72	39	13.0	12.68	
WOMEN	47	2	...	4	...	2	18	19	1	1	12.0	12.00	
0804 P FIRE PROTECTION ENGINEERING	132	1	...	3	...	3	...	8	33	58	23	3	13.0	12.56	
WOMEN	18	8	9	1	...	13.0	12.61	
0806 P MATERIALS ENGINEERING	807	4	...	14	...	44	273	290	117	65	13.0	12.76	
WOMEN	116	3	...	6	53	42	10	2	12.0	12.46	
0807 P LANDSCAPE ARCHITECTURE	618	3	...	8	...	62	...	191	232	96	18	8	12.0	11.54	
WOMEN	184	1	...	4	...	31	...	82	57	5	2	2	11.0	10.98	
0808 P ARCHITECTURE	1,817	3	...	22	...	38	...	286	833	427	167	41	12.0	12.19	
WOMEN	277	1	...	8	...	9	...	53	121	55	29	1	12.0	11.96	
0809 T CONSTRUCTION CONTROL	2,362	13	36	41	292	244	784	135	629	157	28	3	...	9.0	9.35	
WOMEN	81	7	5	11	13	30	1	11	2	1	9.0	8.44	
0810 P CIVIL ENGINEERING	11,683	19	...	168	...	369	...	2,202	4,853	2,718	981	373	12.0	12.13	
WOMEN	1,186	5	...	51	...	94	...	351	480	168	35	2	12.0	11.43	
0817 T SURVEYING TECHNICIAN	631	...	1	30	54	154	107	124	68	67	8	12	6	6.0	6.37	
WOMEN	28	6	3	6	5	6	...	1	1	5.0	5.39	
0818 T ENGINEERING DRAFTING	335	1	1	3	17	58	126	117	5	5	...	1	1	6.0	6.13	
WOMEN	70	1	3	15	31	18	2	6.0	5.97	
0819 P ENVIRONMENTAL ENGINEERING	5,349	12	...	82	...	126	...	588	2,028	1,846	479	188	12.0	12.36	
WOMEN	1,143	4	...	31	...	44	...	115	429	430	75	15	12.0	12.17	

1/ P = PROFESSIONAL, A = ADMINISTRATIVE, T = TECHNICAL, C = CLERICAL, O = OTHER, * = SPLIT OCCUPATIONAL CATEGORY

TABLE W-D2 FULL-TIME CIVILIAN GENERAL SCHEDULE EMPLOYMENT BY OCCUPATION, GENDER, GRADE, MEDIAN GRADE, AND AVERAGE GRADE, ALL AREAS, SEPTEMBER 30, 1997

OCCUPATION		TOTAL	GENERAL SCHEDULE GRADES															MEDIAN GRADE	AVERAGE GRADE
			1	2	3	4	5	6	7	8	9	10	11	12	13	14	15		
0828	A CONSTRUCTION ANALYST	342	4	...	19	...	120	158	36	5	...	12.0	11.56
	WOMEN	32	1	14	16	1	12.0	11.44
0830	P MECHANICAL ENGINEERING	9,090	25	...	103	...	167	...	938	4,652	2,424	614	167	12.0	12.22
	WOMEN	605	2	...	14	...	22	...	72	353	130	10	2	12.0	11.89
0840	P NUCLEAR ENGINEERING	1,650	1	...	24	952	300	191	182	12.0	12.73
	WOMEN	95	1	...	3	58	13	15	5	12.0	12.55
0850	P ELECTRICAL ENGINEERING	3,680	5	...	31	...	60	...	497	1,720	1,010	298	59	12.0	12.25
	WOMEN	332	1	...	7	...	13	...	44	163	91	10	3	12.0	11.98
0854	P COMPUTER ENGINEERING	2,202	5	...	30	...	45	...	108	561	971	332	150	13.0	12.75
	WOMEN	417	1	...	11	...	17	...	20	96	212	43	17	13.0	12.52
0855	P ELECTRONICS ENGINEERING	18,120	20	...	167	...	378	...	786	8,057	5,878	2,041	793	12.0	12.52
	WOMEN	1,497	5	...	23	...	65	...	101	753	449	85	16	12.0	12.15
0856	T ELECTRONICS TECHNICIAN	8,439	1	6	35	26	166	104	1,169	594	3,674	2,262	383	18	1	11.0	10.86
	WOMEN	390	1	1	8	3	22	9	76	41	173	46	10	11.0	10.18
0858	P BIOMEDICAL ENGINEERING	298	5	...	5	...	11	...	36	97	104	29	10	12.0	12.20
	WOMEN	68	1	...	2	...	4	...	10	30	18	3	...	12.0	11.78
0861	P AEROSPACE ENGINEERING	6,679	3	...	69	...	101	...	188	1,350	2,804	1,368	796	13.0	13.06
	WOMEN	706	11	...	18	...	38	138	361	103	37	13.0	12.75
0871	P NAVAL ARCHITECTURE	780	2	...	8	...	7	...	42	262	259	123	77	13.0	12.79
	WOMEN	59	1	...	3	...	6	20	23	4	2	12.0	12.29
0873	A SHIP SURVEYING	148	6	1	10	65	60	6	...	12.0	12.28
	WOMEN	3	1	1	12.0	11.33
0880	P MINING ENGINEERING	251	1	...	5	...	23	120	78	21	3	12.0	12.34
	WOMEN	12	1	...	4	6	12.0	11.58
0881	P PETROLEUM ENGINEERING	334	1	...	4	...	7	...	31	105	128	45	13	13.0	12.53
	WOMEN	32	1	...	1	...	2	10	14	4	...	13.0	12.38
0890	P AGRICULTURAL ENGINEERING	354	3	...	10	...	47	...	137	62	21	40	34	11.0	11.59
	WOMEN	42	1	...	7	...	14	...	17	2	1	9.0	9.67
0892	P CERAMIC ENGINEERING	41	2	8	18	7	6	13.0	13.17
	WOMEN	7	1	...	2	3	1	14.0	13.43
0893	P CHEMICAL ENGINEERING	973	4	...	9	...	23	...	62	346	351	120	58	13.0	12.58
	WOMEN	184	2	...	5	...	7	...	17	70	63	14	6	12.0	12.17
0894	P WELDING ENGINEERING	43	6	20	9	6	2	12.0	12.49
	WOMEN	1	1	12.0	12.00
0895	T INDUSTRIAL ENGINEERING TECHNICIAN	1,344	5	5	8	34	12	386	14	724	135	21	11.0	10.34
	WOMEN	224	6	10	5	73	1	114	13	2	...	11.0	10.04
0896	P INDUSTRIAL ENGINEERING	1,487	5	...	20	...	35	...	168	820	349	70	20	12.0	12.09
	WOMEN	235	1	...	8	...	10	...	37	131	43	5	...	12.0	11.74
0899	O ENGINEERING AND ARCHITECTURE STUDENT TRAINEE	410	...	3	58	170	125	...	30	...	10	...	12	2	4.0	4.73
	WOMEN	116	19	54	35	...	4	...	1	...	3	4.0	4.47
0800	ENGINEERING AND ARCHITECTURE	114,135	11	37	152	495	816	586	2,655	1,096	7,632	2,098	18,245	36,053	27,738	11,221	5,300	12.0	11.90
	WOMEN	11,577	1	10	41	121	178	127	548	114	1,020	147	1,791	3,481	2,982	778	238	12.0	11.43
0904	P LAW CLERK	269	2	...	30	...	230	7	11.0	10.77
	WOMEN	134	2	...	19	...	111	2	11.0	10.67
0905	P GENERAL ATTORNEY	18,310	91	...	508	1,485	4,227	6,087	5,912	14.0	13.82
	WOMEN	7,381	46	...	295	749	1,847	2,493	1,951	14.0	13.66
0920	A ESTATE TAX EXAMINING	1	1	11.0	11.00
	WOMEN	1	1	11.0	11.00
0930	A HEARINGS AND APPEALS	1,732	1	...	13	2	45	413	661	478	119	13.0	13.09
	WOMEN	548	6	2	22	207	204	92	15	13.0	12.71
0935	P ADMINISTRATIVE LAW JUDGE	0.0	0.00
	WOMEN	0.0	0.00
0945	A CLERK OF COURT	31	3	1	9	1	8	3	3	2	1	9.0	8.52
	WOMEN	23	2	...	5	1	8	2	2	2	1	9.0	8.87
0950	A PARALEGAL SPECIALIST	5,429	32	3	516	12	1,212	7	1,965	1,198	397	70	17	11.0	10.55
	WOMEN	4,210	15	3	387	11	1,031	6	1,639	880	210	23	5	11.0	10.44
0958	A PENSION LAW SPECIALIST	118	2	...	3	...	3	...	38	27	24	14	7	12.0	11.97
	WOMEN	72	1	...	2	...	3	...	28	18	13	5	2	12.0	11.65
0962	T CONTACT REPRESENTATIVE	15,452	...	2	5	226	1,577	1,648	3,351	6,572	1,179	439	264	113	67	9	...	8.0	7.44
	WOMEN	11,536	...	1	3	157	1,125	1,297	2,297	5,539	685	192	177	39	23	1	...	8.0	7.39
0963	T LEGAL INSTRUMENTS EXAMINING	2,047	20	64	315	804	530	226	52	24	11	1	...	7.0	7.39
	WOMEN	1,644	20	49	240	691	378	190	46	22	7	1	...	7.0	7.38
0965	A LAND LAW EXAMINING	268	2	...	23	...	136	...	87	14	5	1	...	9.0	9.70
	WOMEN	221	2	...	21	...	113	...	73	7	4	1	...	9.0	9.62
0967	A PASSPORT AND VISA EXAMINING	420	79	...	70	...	96	1	99	53	19	3	...	9.0	8.98
	WOMEN	250	42	...	43	...	52	...	67	34	11	1	...	9.0	9.12
0986	* LEGAL CLERICAL AND ASSISTANCE	9,383	...	2	5	347	1,643	2,246	2,630	2,056	204	233	14	3	7.0	6.64
	WOMEN	8,532	1	261	1,351	2,048	2,465	1,975	193	225	11	2	7.0	6.71

1/ P = PROFESSIONAL, A = ADMINISTRATIVE, T = TECHNICAL, C = CLERICAL, O = OTHER, * = SPLIT OCCUPATIONAL CATEGORY

TABLE W-D2 FULL-TIME CIVILIAN GENERAL SCHEDULE EMPLOYMENT BY OCCUPATION, GENDER, GRADE, MEDIAN GRADE, AND AVERAGE GRADE, ALL AREAS, SEPTEMBER 30, 1997

OCCUPATION CODES 1/ TITLES	TOTAL	GENERAL SCHEDULE GRADES															MEDIAN GRADE	AVERAGE GRADE
		1	2	3	4	5	6	7	8	9	10	11	12	13	14	15		
0987 A TAX LAW SPECIALIST	329	49	23	109	119	29	13.0	13.17
WOMEN	122	35	17	34	31	5	13.0	12.62
0990 * GENERAL CLAIMS EXAMINING	4,073	2	115	33	393	75	2,967	410	32	33	11	2	...	9.0	8.80
WOMEN	3,093	1	83	27	299	55	2,293	289	21	19	5	1	...	9.0	8.79
0991 A WORKERS' COMPENSATION CLAIMS EXAMINING	844	2	...	80	...	33	...	368	201	123	27	10	11.0	11.20
WOMEN	493	1	...	60	...	22	...	242	109	53	2	4	11.0	10.89
0992 T LOSS AND DAMAGE CLAIMS EXAMINING	128	10	21	68	18	6	1	3	1	7.0	7.07
WOMEN	94	9	15	52	10	5	...	2	1	7.0	7.00
0993 A RAILROAD RETIREMENT CLAIMS EXAMINING	254	5	29	16	52	94	54	3	1	...	11.0	10.50
WOMEN	166	2	21	12	35	64	30	2	11.0	10.42
0994 T UNEMPLOYMENT COMPENSATION CLAIMS EXAMINING	44	10	13	5	6	5	5	7.0	7.95
WOMEN	29	9	8	2	4	4	2	7.0	7.72
0995 T DEPENDENTS AND ESTATES CLAIMS EXAMINING	27	1	4	7	10	2	1	1	8.0	7.74
WOMEN	21	1	2	6	10	...	1	1	8.0	7.62
0996 A VETERANS CLAIMS EXAMINING	3,428	136	...	189	...	1,004	179	630	1,047	175	43	25	11.0	10.38
WOMEN	1,642	72	...	122	...	571	93	317	404	51	9	3	10.0	10.02
0998 C CLAIMS CLERICAL	6,273	1	12	37	677	4,443	324	629	49	40	45	12	2	2	5.0	5.23
WOMEN	5,165	1	10	22	518	3,674	276	544	40	29	39	10	1	1	5.0	5.25
0999 O LEGAL OCCUPATIONS STUDENT TRAINEE	27	9	5	1	4	...	8	5.0	6.19
WOMEN	12	4	1	1	2	...	4	6.0	6.42
0900 LEGAL AND KINDRED	68,887	1	16	47	1,281	8,114	4,606	8,797	9,357	7,280	1,430	4,472	4,688	5,825	6,854	6,119	9.0	9.56
WOMEN	45,389	1	11	26	961	6,428	3,918	7,008	8,042	5,286	934	3,142	2,528	2,460	2,659	1,985	8.0	8.68
1001 * GENERAL ARTS AND INFORMATION	2,982	1	8	43	63	299	91	271	37	303	8	467	722	442	163	64	11.0	10.14
WOMEN	1,591	1	5	27	38	235	75	194	22	188	3	237	312	178	59	17	11.0	9.35
1008 A INTERIOR DESIGN	218	8	...	41	13	69	62	22	2	1	11.0	10.95
WOMEN	186	8	...	37	12	57	53	17	1	1	11.0	10.87
1010 T EXHIBITS SPECIALIST	359	7	25	...	128	1	129	54	14	11.0	10.13
WOMEN	57	5	...	20	...	18	7	6	1	...	11.0	10.33
1015 P MUSEUM CURATOR	352	3	...	36	...	98	86	64	38	27	12.0	12.00
WOMEN	152	2	...	21	...	50	29	27	16	7	12.0	11.72
1016 T MUSEUM SPECIALIST AND TECHNICIAN	846	6	23	100	8	185	5	215	1	159	106	32	4	2	9.0	8.82
WOMEN	443	3	14	54	6	104	3	112	...	82	40	20	4	1	9.0	8.68
1020 T ILLUSTRATING	588	1	12	4	76	14	266	16	167	31	1	9.0	9.37
WOMEN	236	1	6	1	40	6	97	8	59	17	1	9.0	9.27
1021 C OFFICE DRAFTING	4	3	1	5.0	5.25
WOMEN	0.0	0.00
1035 A PUBLIC AFFAIRS	3,986	18	3	150	5	583	8	795	1,037	813	385	189	12.0	11.67
WOMEN	2,281	11	...	111	3	402	4	496	569	429	182	74	12.0	11.41
1040 A LANGUAGE SPECIALIST	601	3	...	17	2	79	11	259	154	52	15	9	11.0	11.13
WOMEN	349	2	...	13	1	48	9	152	87	26	7	4	11.0	11.01
1046 C LANGUAGE CLERICAL	39	6	10	11	11	1	6.0	5.77
WOMEN	32	3	8	11	10	6.0	5.88
1051 A MUSIC SPECIALIST	17	1	8	...	3	1	2	1	1	9.0	10.47
WOMEN	3	3	9.0	9.00
1054 A THEATER SPECIALIST	14	4	...	4	...	5	...	1	9.0	9.43
WOMEN	2	1	9.0	10.00
1056 A ART SPECIALIST	113	24	4	65	3	13	1	1	1	1	9.0	8.96
WOMEN	49	13	2	25	2	5	1	9.0	8.84
1060 T PHOTOGRAPHY	1,048	1	19	10	187	77	329	71	246	84	20	4	...	9.0	9.34
WOMEN	214	9	4	44	16	68	26	37	10	9.0	8.90
1071 A AUDIOVISUAL PRODUCTION	1,111	1	5	...	32	1	246	6	269	331	164	41	15	11.0	11.16
WOMEN	225	2	...	9	...	51	1	56	73	23	8	2	11.0	11.00
1082 A WRITING AND EDITING	1,445	10	1	68	1	373	4	321	427	191	42	7	11.0	10.91
WOMEN	1,023	8	1	59	...	284	2	253	293	103	18	2	11.0	10.71
1083 A TECHNICAL WRITING AND EDITING	1,121	8	...	28	...	205	3	401	347	97	27	5	11.0	11.06
WOMEN	644	7	...	24	...	134	3	233	170	56	14	3	11.0	10.89
1084 A VISUAL INFORMATION	1,749	9	3	103	6	421	8	567	462	132	30	8	11.0	10.71
WOMEN	789	6	2	61	2	222	1	246	202	40	6	1	11.0	10.45
1087 * EDITORIAL ASSISTANCE	774	22	185	236	302	23	5	6.0	6.18
WOMEN	714	20	169	225	272	23	4	6.0	6.18
1099 O INFORMATION AND ARTS STUDENT TRAINEE	23	1	...	1	7	6	...	8	5.0	5.13
WOMEN	14	1	4	3	...	6	5.0	5.29
1000 INFORMATION AND ARTS	17,390	2	8	50	124	694	369	1,502	176	3,307	153	3,969	3,905	2,048	754	329	11.0	10.48
WOMEN	9,004	2	5	30	80	520	325	975	78	1,717	71	1,983	1,863	926	317	112	11.0	10.10
1101 * GENERAL BUSINESS AND INDUSTRY	18,915	...	1	36	281	1,280	1,542	2,758	164	1,622	57	2,204	3,921	3,125	1,301	623	11.0	10.16
WOMEN	10,648	...	1	25	234	1,086	1,252	2,337	100	932	25	1,035	2,041	1,041	378	161	9.0	9.10

1/ P = PROFESSIONAL, A = ADMINISTRATIVE, T = TECHNICAL, C = CLERICAL, O = OTHER, * = SPLIT OCCUPATIONAL CATEGORY

TABLE W-D2 FULL-TIME CIVILIAN GENERAL SCHEDULE EMPLOYMENT BY OCCUPATION, GENDER, GRADE, MEDIAN GRADE, AND AVERAGE GRADE, ALL AREAS, SEPTEMBER 30, 1997

OCCUPATION CODES 1/ TITLES	TOTAL	GENERAL SCHEDULE GRADES															MEDIAN GRADE	AVERAGE GRADE
		1	2	3	4	5	6	7	8	9	10	11	12	13	14	15		
1102 P CONTRACTING	27,202	334	1	1,173	2	3,403	56	5,787	9,287	4,734	1,760	665	12.0	11.48
WOMEN	16,058	277	1	873	2	2,475	30	3,785	5,348	2,359	724	184	12.0	11.18
1103 A INDUSTRIAL PROPERTY MANAGEMENT	682	10	...	17	...	49	1	315	235	48	5	2	11.0	11.19
WOMEN	303	10	...	14	...	25	1	146	92	13	1	1	11.0	10.86
1104 A PROPERTY DISPOSAL	944	3	...	32	...	387	2	217	205	78	15	5	11.0	10.47
WOMEN	455	2	...	22	...	208	1	108	88	23	...	3	9.0	10.18
1105 T PURCHASING	4,762	43	891	1,430	1,698	371	292	24	13	7.0	6.52
WOMEN	3,798	33	664	1,142	1,380	316	238	17	8	7.0	6.55
1106 * PROCUREMENT CLERICAL AND TECHNICIAN	5,228	...	1	37	677	1,736	1,613	1,098	50	14	1	1	6.0	5.63
WOMEN	4,579	...	1	24	521	1,524	1,469	983	43	13	...	1	6.0	5.67
1107 * PROPERTY DISPOSAL CLERICAL AND TECHNICIAN	425	3	39	224	65	89	3	2	5.0	5.51
WOMEN	315	2	23	164	55	68	1	2	5.0	5.56
1130 A PUBLIC UTILITIES SPECIALIST	648	5	...	23	3	42	...	88	165	219	81	22	12.0	12.11
WOMEN	286	3	...	18	3	35	...	56	92	54	20	5	12.0	11.39
1140 A TRADE SPECIALIST	642	2	...	14	...	51	...	50	182	216	89	38	13.0	12.34
WOMEN	269	2	...	10	...	31	...	30	85	80	22	9	12.0	11.87
1144 A COMMISSARY MANAGEMENT	1,454	46	14	123	197	198	187	246	262	119	50	12	10.0	10.10
WOMEN	358	31	5	45	73	45	34	54	47	19	5	...	9.0	9.23
1145 A AGRICULTURAL PROGRAM SPECIALIST	339	4	...	7	...	18	158	135	14	3	12.0	12.33
WOMEN	122	4	...	7	...	11	64	31	4	1	12.0	11.92
1146 A AGRICULTURAL MARKETING	537	2	...	17	...	23	...	67	183	138	80	27	12.0	12.27
WOMEN	205	1	...	9	...	19	...	31	82	40	17	6	12.0	11.77
1147 A AGRICULTURAL MARKET REPORTING	171	9	...	11	...	19	...	65	51	12	4	...	11.0	10.71
WOMEN	47	5	...	8	...	9	...	20	5	11.0	9.40
1150 A INDUSTRIAL SPECIALIST	1,695	2	...	5	...	74	2	749	570	209	61	23	12.0	11.64
WOMEN	332	2	...	3	...	32	...	185	71	27	8	4	11.0	11.23
1152 T PRODUCTION CONTROL	4,815	21	73	277	802	163	1,976	51	775	576	89	12	...	9.0	9.16
WOMEN	1,241	7	37	111	340	62	476	13	144	44	6	1	...	9.0	8.36
1160 A FINANCIAL ANALYSIS	887	4	...	36	...	42	...	273	256	177	58	41	12.0	11.78
WOMEN	431	1	...	25	...	21	...	165	137	58	14	10	12.0	11.43
1161 A CROP INSURANCE ADMINISTRATION	1	1	12.0	12.00
WOMEN	1	1	12.0	12.00
1162 A CROP INSURANCE UNDERWRITING	74	1	...	3	...	2	58	10	12.0	11.92
WOMEN	15	3	...	2	10	12.0	11.27
1163 A INSURANCE EXAMINING	59	1	27	15	11	5	13.0	12.86
WOMEN	13	6	5	2	...	13.0	12.69
1165 A LOAN SPECIALIST	4,260	70	...	206	...	936	3	899	1,528	462	116	40	12.0	10.96
WOMEN	1,892	49	...	175	...	587	3	414	490	131	36	7	11.0	10.32
1169 A INTERNAL REVENUE OFFICER	7,352	1	...	14	...	884	...	2,615	2,971	728	139	...	12.0	11.41
WOMEN	3,510	1	...	13	...	563	...	1,397	1,232	265	39	...	11.0	11.20
1170 A REALTY	3,087	14	...	109	1	441	8	969	880	443	167	55	12.0	11.35
WOMEN	1,521	11	...	83	...	314	2	476	432	157	38	8	11.0	10.91
1171 A APPRAISING	818	2	...	5	...	12	...	237	368	167	21	6	12.0	11.90
WOMEN	177	1	...	3	...	8	...	70	66	26	2	1	12.0	11.53
1173 A HOUSING MANAGEMENT	2,462	5	253	21	818	31	503	44	322	281	139	35	10	9.0	8.82
WOMEN	1,494	5	172	10	526	11	315	26	201	155	62	9	2	9.0	8.59
1176 A BUILDING MANAGEMENT	1,107	6	...	38	...	137	...	220	380	204	100	22	12.0	11.64
WOMEN	315	2	...	16	...	66	...	72	105	38	14	2	12.0	11.07
1199 O BUSINESS AND INDUSTRY STUDENT TRAINEE	66	...	2	6	22	21	...	8	...	4	...	2	1	5.0	5.17
WOMEN	42	...	1	6	12	12	...	6	...	3	...	1	1	5.0	5.24
1100 BUSINESS AND INDUSTRY	88,632	...	4	82	1,088	4,988	4,963	9,099	985	11,121	436	16,135	22,546	11,467	4,119	1,599	11.0	10.31
WOMEN	48,427	...	3	57	835	4,057	4,045	6,961	611	6,427	152	8,412	10,694	4,435	1,334	404	11.0	9.59
1202 T PATENT TECHNICIAN	14	2	12	11.0	10.57
WOMEN	12	2	10	11.0	10.50
1210 A COPYRIGHT	175	11	...	12	...	107	22	15	6	2	11.0	11.06
WOMEN	103	5	...	11	...	66	13	6	2	...	11.0	10.89
1211 T COPYRIGHT TECHNICIAN	64	2	...	3	20	25	11	...	2	1	8.0	7.80
WOMEN	26	1	...	2	7	12	3	...	1	8.0	7.65
1220 P PATENT ADMINISTRATION	50	7	43	15.0	14.86
WOMEN	10	3	7	15.0	14.70
1221 P PATENT ADVISER	27	1	4	19	3	14.0	13.78
WOMEN	11	1	1	9	...	14.0	13.45
1222 P PATENT ATTORNEY	155	1	4	21	54	75	14.0	14.28
WOMEN	18	2	5	8	3	...	14.0	13.67
1223 P PATENT CLASSIFYING	70	1	1	4	54	10	14.0	14.01
WOMEN	14	1	10	3	...	14.0	14.14
1224 P PATENT EXAMINING	2,268	20	...	92	...	216	...	220	190	351	888	291	14.0	12.68
WOMEN	504	7	...	23	...	57	...	66	58	89	164	40	13.0	12.27

78

1/ P = PROFESSIONAL, A = ADMINISTRATIVE, T = TECHNICAL, C = CLERICAL, O = OTHER, * = SPLIT OCCUPATIONAL CATEGORY

TABLE W-D2 FULL-TIME CIVILIAN GENERAL SCHEDULE EMPLOYMENT BY OCCUPATION, GENDER, GRADE, MEDIAN GRADE, AND AVERAGE GRADE, ALL AREAS, SEPTEMBER 30, 1997

OCCUPATION	TOTAL	GENERAL SCHEDULE GRADES															MEDIAN GRADE	AVERAGE GRADE
		1	2	3	4	5	6	7	8	9	10	11	12	13	14	15		
1226 P DESIGN PATENT EXAMINING	50	1	...	1	...	2	4	8	30	4	14.0	13.40
WOMEN	29	1	...	1	...	1	3	5	18	...	14.0	13.10
1299 O COPYRIGHT AND PATENT STUDENT TRAINEE	0.0	0.00
WOMEN	0.0	0.00
1200 COPYRIGHT, PATENT, AND TRADE-MARK	2,873	2	20	3	124	27	241	...	345	222	403	1,058	428	14.0	12.64
WOMEN	727	1	7	2	36	14	73	...	144	76	107	214	53	13.0	12.04
1301 P GENERAL PHYSICAL SCIENCE	5,507	12	...	62	...	114	...	361	1,032	1,933	1,078	915	13.0	13.04
WOMEN	1,312	9	...	29	...	42	...	117	311	504	204	96	13.0	12.57
1306 P HEALTH PHYSICS	525	1	...	16	...	2	...	51	218	159	62	16	12.0	12.42
WOMEN	102	7	...	18	42	26	7	2	12.0	12.07
1310 P PHYSICS	1,856	2	...	10	...	24	...	49	331	562	492	386	13.0	13.36
WOMEN	130	2	...	1	...	3	...	9	30	54	21	10	13.0	12.68
1311 T PHYSICAL SCIENCE TECHNICIAN	2,116	8	6	23	86	166	128	368	164	393	463	135	149	25	2	...	9.0	8.37
WOMEN	621	3	3	7	46	80	49	152	59	125	59	22	16	7.0	7.40
1313 P GEOPHYSICS	402	2	...	2	...	5	...	36	110	90	74	83	13.0	13.02
WOMEN	38	1	...	6	16	4	8	3	12.0	12.53
1315 P HYDROLOGY	2,510	12	...	57	...	213	...	496	749	613	230	140	12.0	12.00
WOMEN	444	6	...	24	...	72	...	118	130	68	19	7	12.0	11.17
1316 T HYDROLOGIC TECHNICIAN	1,466	2	3	13	45	137	104	269	198	316	180	166	33	8.0	8.10
WOMEN	229	...	1	3	13	53	20	57	22	38	12	8	2	7.0	6.97
1320 P CHEMISTRY	5,524	16	...	97	1	247	3	815	1,610	1,526	766	443	12.0	12.40
WOMEN	1,575	4	...	46	1	100	1	317	520	388	138	60	12.0	11.98
1321 P METALLURGY	107	3	27	30	24	23	13.0	13.35
WOMEN	9	2	3	2	1	1	12.0	12.56
1330 P ASTRONOMY AND SPACE SCIENCE	401	3	...	6	27	111	133	121	14.0	13.81
WOMEN	31	1	...	1	3	10	11	5	14.0	13.39
1340 P METEOROLOGY	2,866	1	...	19	...	85	...	324	946	906	424	161	13.0	12.54
WOMEN	248	8	...	19	...	34	90	67	27	3	12.0	12.00
1341 T METEOROLOGICAL TECHNICIAN	1,063	1	1	...	26	50	45	167	82	530	159	1	1	...	11.0	10.31
WOMEN	98	1	9	12	6	16	3	44	7	11.0	9.50
1350 P GEOLOGY	1,790	19	...	25	...	84	...	291	568	418	178	207	12.0	12.33
WOMEN	343	9	...	12	...	30	...	69	103	84	25	11	12.0	11.66
1360 P OCEANOGRAPHY	623	6	...	8	...	17	...	55	170	201	97	69	13.0	12.66
WOMEN	113	2	...	4	...	12	...	16	37	23	15	4	12.0	11.81
1361 A NAVIGATIONAL INFORMATION	51	2	...	2	...	3	...	15	18	10	1	...	12.0	11.29
WOMEN	13	2	1	...	6	3	1	11.0	10.31
1370 P CARTOGRAPHY	1,059	9	...	25	...	67	1	367	322	168	65	35	12.0	11.66
WOMEN	242	5	...	8	...	21	1	94	67	34	7	5	11.0	11.29
1371 T CARTOGRAPHIC TECHNICIAN	1,075	15	59	78	52	205	74	353	28	200	9	2	9.0	8.19
WOMEN	372	9	30	46	17	87	26	108	6	41	2	7.0	7.53
1372 P GEODESY	95	1	...	9	48	17	11	9	12.0	12.57
WOMEN	17	2	11	1	2	1	12.0	12.35
1373 P LAND SURVEYING	479	1	...	4	...	37	...	218	168	41	10	...	11.0	11.38
WOMEN	21	5	...	8	8	11.0	10.90
1374 T GEODETIC TECHNICIAN	59	1	...	1	1	5	7	9	12	21	2	...	11.0	10.53
WOMEN	18	1	...	1	3	1	7	3	2	10.0	9.50
1380 P FOREST PRODUCTS TECHNOLOGY	40	1	...	1	...	1	9	12	15	1	13.0	12.90
WOMEN	7	1	...	1	2	2	1	...	12.0	11.43
1382 P FOOD TECHNOLOGY	214	10	...	39	59	68	24	14	12.0	12.42
WOMEN	65	5	...	13	21	20	5	1	12.0	12.08
1384 P TEXTILE TECHNOLOGY	82	2	...	2	...	1	...	19	37	17	3	1	12.0	11.76
WOMEN	44	2	...	1	...	13	19	9	12.0	11.61
1386 P PHOTOGRAPHIC TECHNOLOGY	28	6	7	12	3	...	13.0	12.43
WOMEN	1	1	13.0	13.00
1397 A DOCUMENT ANALYSIS	120	2	...	20	...	14	24	42	18	...	12.0	11.95
WOMEN	48	1	...	10	...	6	13	14	4	...	12.0	11.60
1399 O PHYSICAL SCIENCE STUDENT TRAINEE	132	1	6	13	36	28	1	29	...	12	...	5	1	5.0	5.45
WOMEN	43	...	2	6	10	11	...	11	...	2	...	1	5.0	5.19
1300 PHYSICAL SCIENCES	30,190	11	15	65	227	494	312	1,239	487	2,196	768	4,223	6,852	6,966	3,711	2,624	12.0	11.79
WOMEN	6,184	3	6	26	99	230	96	455	117	621	89	968	1,458	1,312	495	209	12.0	11.01
1410 P LIBRARIAN	2,573	1	...	23	2	238	50	671	976	388	170	54	12.0	11.72
WOMEN	1,733	19	1	167	33	467	661	250	106	29	12.0	11.66
1411 T LIBRARY TECHNICIAN	2,671	2	5	99	337	600	437	669	382	117	14	8	1	6.0	6.11
WOMEN	2,000	2	3	75	249	445	335	519	275	80	8	8	1	6.0	6.10
1412 A TECHNICAL INFORMATION SERVICES	1,133	6	...	58	2	275	9	269	274	175	51	14	11.0	11.00
WOMEN	797	3	...	47	2	217	7	193	170	115	37	6	11.0	10.85

79

1/ P = PROFESSIONAL, A = ADMINISTRATIVE, T = TECHNICAL, C = CLERICAL, O = OTHER, * = SPLIT OCCUPATIONAL CATEGORY

TABLE W-D2 FULL-TIME CIVILIAN GENERAL SCHEDULE EMPLOYMENT BY OCCUPATION, GENDER, GRADE, MEDIAN GRADE, AND AVERAGE GRADE, ALL AREAS, SEPTEMBER 30, 1997

OCCUPATION	TOTAL	GENERAL SCHEDULE GRADES															MEDIAN GRADE	AVERAGE GRADE
		1	2	3	4	5	6	7	8	9	10	11	12	13	14	15		
1420 P ARCHIVIST	485	11	...	35	...	92	209	76	43	19	12.0	11.93
WOMEN	183	6	...	16	...	39	86	22	7	7	12.0	11.67
1421 * ARCHIVES TECHNICIAN	1,164	3	37	166	109	232	171	141	28	141	1	39	33	27	19	17	6.0	6.34
WOMEN	661	...	18	105	72	137	101	75	19	74	1	22	13	14	6	4	5.0	6.06
1499 O LIBRARY AND ARCHIVES STUDENT TRAINEE	4	1	...	3	5.0	4.50
WOMEN	2	1	...	1	3.0	4.00
1400 LIBRARY AND ARCHIVES	8,030	5	42	266	446	842	608	902	414	806	74	1,079	1,493	666	283	104	9.0	8.98
WOMEN	5,376	2	21	181	321	586	436	666	297	554	49	729	931	401	156	46	9.0	8.78
1510 P ACTUARY	185	4	...	12	...	12	25	58	41	33	13.0	12.92
WOMEN	50	2	...	6	...	7	6	12	8	9	13.0	12.40
1515 P OPERATIONS RESEARCH	3,035	2	...	21	...	31	...	100	667	1,187	652	375	13.0	13.09
WOMEN	744	2	...	7	...	16	...	39	232	293	108	47	13.0	12.69
1520 P MATHEMATICS	1,172	2	...	6	...	22	...	57	474	390	164	57	13.0	12.62
WOMEN	365	3	...	13	...	25	158	120	38	8	12.0	12.39
1521 T MATHEMATICS TECHNICIAN	14	2	1	5	1	1	2	2	7.0	8.00
WOMEN	12	2	1	4	1	1	1	1	2	7.0	7.92
1529 P MATHEMATICAL STATISTICIAN	966	13	...	30	...	59	207	319	237	101	13.0	12.91
WOMEN	308	9	...	12	...	30	82	102	55	18	13.0	12.50
1530 P STATISTICIAN	2,392	18	...	73	...	100	...	169	802	674	413	143	13.0	12.41
WOMEN	960	9	...	42	...	55	...	84	373	237	127	33	12.0	12.07
1531 * STATISTICAL ASSISTANT	919	...	3	101	129	222	279	63	101	9	7	4	1	7.0	6.51
WOMEN	808	...	3	94	120	189	245	54	88	7	5	3	6.0	6.46
1540 P CRYPTOGRAPHY	0.0	0.00
WOMEN	0.0	0.00
1541 T CRYPTANALYSIS	22	2	...	3	3	13	1	...	13.0	12.27
WOMEN	14	1	...	1	2	10	13.0	12.43
1550 P COMPUTER SCIENCE	2,365	2	...	64	...	78	...	121	1,022	652	282	144	12.0	12.41
WOMEN	759	1	...	19	...	40	...	54	362	200	60	23	12.0	12.15
1599 O MATHEMATICS AND STATISTICS STUDENT TRAINEE	37	...	1	7	11	6	...	8	...	1	...	3	4.0	5.27
WOMEN	13	...	3	3	2	3	2	5.0	5.69
1500 MATHEMATICS AND STATISTICS	11,107	1	10	112	161	223	473	64	378	11	531	3,206	3,294	1,790	853	13.0	12.15	
WOMEN	4,033	...	6	97	136	190	334	55	232	8	247	1,220	974	396	138	12.0	11.11	
8 1601 A GENERAL FACILITIES AND EQUIPMENT	2,578	1	1	127	80	167	48	301	15	395	785	424	176	58	12.0	10.92
WOMEN	357	1	52	35	67	10	52	4	62	62	10	2	...	9.0	8.73
1630 A CEMETERY ADMINISTRATION	112	1	5	6	21	1	34	25	12	6	1	11.0	10.87
WOMEN	18	2	...	1	...	5	9	1	12.0	11.06
1640 A FACILITY MANAGEMENT	1,265	1	...	25	4	266	26	318	369	191	52	13	11.0	11.22
WOMEN	99	5	...	36	1	26	14	10	6	1	11.0	10.63
1654 A PRINTING MANAGEMENT	820	5	...	64	3	163	...	182	257	105	33	8	11.0	10.97
WOMEN	326	2	...	42	1	83	...	86	86	23	1	2	11.0	10.37
1658 A LAUNDRY AND DRY CLEANING PLANT MANAGEMENT	158	1	2	9	26	47	40	21	11	1	9.0	9.41
WOMEN	19	2	3	5	6	3	...	3	9.0	9.26
1667 A STEWARD	312	1	2	2	19	2	18	7	160	64	36	...	1	11.0	10.96
WOMEN	33	1	2	1	3	1	1	...	22	1	1	11.0	9.85
1670 * EQUIPMENT SPECIALIST	7,265	48	1	174	7	1,633	20	3,118	2,011	221	26	6	11.0	10.76
WOMEN	729	9	1	37	...	280	2	305	88	6	1	...	11.0	10.09
1699 O EQUIPMENT AND FACILITIES MANAGEMENT STUDENT TRAINEE	3	1	1	...	1	5.0	5.33
WOMEN	0.0	0.00
1600 EQUIPMENT, FACILITIES, AND SERVICES	12,513	1	3	185	86	464	96	2,449	109	4,228	3,522	990	293	87	11.0	10.84
WOMEN	1,581	2	65	37	158	15	458	13	509	260	51	10	3	11.0	9.87
1701 P GENERAL EDUCATION AND TRAINING	2,890	11	1	321	29	1,184	33	515	311	315	105	65	9.0	10.19
WOMEN	2,233	10	1	304	28	1,052	29	380	189	178	38	24	9.0	9.77
1702 * EDUCATION AND TRAINING TECHNICIAN	6,444	...	41	238	1,854	2,022	426	958	110	562	25	120	65	15	7	1	5.0	5.61
WOMEN	5,308	...	34	232	1,761	1,861	331	685	83	226	3	54	26	8	4	...	5.0	5.22
1710 P EDUCATION AND VOCATIONAL TRAINING	985	8	...	75	3	242	...	421	106	84	35	11	11.0	10.58
WOMEN	499	7	...	57	3	132	...	204	47	36	9	4	11.0	10.24
1712 A TRAINING INSTRUCTION	4,723	14	1	358	5	1,827	25	1,420	722	291	50	10	11.0	10.21
WOMEN	1,002	7	...	108	1	411	5	241	151	64	12	2	9.0	10.02
1715 A VOCATIONAL REHABILITATION	574	11	1	122	18	357	61	3	1	...	11.0	10.58
WOMEN	142	3	...	32	4	88	14	...	1	...	11.0	10.56
1720 P EDUCATION PROGRAM	433	1	...	10	...	7	...	27	63	168	104	53	13.0	12.99
WOMEN	266	1	...	6	...	5	...	18	42	114	48	32	13.0	12.89
1725 P PUBLIC HEALTH EDUCATOR	75	4	...	20	19	24	6	2	12.0	12.13
WOMEN	56	2	...	12	15	20	6	1	12.0	12.30
1730 P EDUCATION RESEARCH	54	2	8	26	18	14.0	13.93
WOMEN	30	2	6	12	10	14.0	13.67

1/P = PROFESSIONAL, A = ADMINISTRATIVE, T = TECHNICAL, C = CLERICAL, O = OTHER, * = SPLIT OCCUPATIONAL CATEGORY

TABLE W-D2 FULL-TIME CIVILIAN GENERAL SCHEDULE EMPLOYMENT BY OCCUPATION, GENDER, GRADE, MEDIAN GRADE, AND AVERAGE GRADE, ALL AREAS, SEPTEMBER 30, 1997

OCCUPATION	TOTAL	GENERAL SCHEDULE GRADES															MEDIAN GRADE	AVERAGE GRADE
		1	2	3	4	5	6	7	8	9	10	11	12	13	14	15		
CODES 1/ TITLES																		
1740 P EDUCATION SERVICES	1,178	2	...	10	...	372	...	484	170	114	16	10	11.0	10.74
WOMEN	548	2	...	4	...	205	...	217	77	37	4	2	11.0	10.51
1750 P INSTRUCTIONAL SYSTEMS	1,462	1	...	29	...	40	...	429	564	304	80	15	12.0	11.87
WOMEN	637	1	...	17	...	23	...	213	233	119	25	6	12.0	11.71
1799 O EDUCATION STUDENT TRAINEE	19	1	6	1	...	7	...	3	...	1	7.0	6.26
WOMEN	17	1	5	1	...	7	...	2	...	1	7.0	6.24
1700 EDUCATION	18,837	...	41	239	1,860	2,060	428	1,781	148	4,363	101	3,794	2,081	1,326	430	185	9.0	8.91
WOMEN	10,738	...	34	233	1,766	1,890	332	1,193	115	2,090	41	1,428	794	582	159	81	7.0	7.82
1801 A GENERAL INSPECTION, INVESTIGATON, AND COMPLIANCE	8,907	527	...	808	5	1,283	393	1,306	2,461	1,269	647	208	12.0	10.82
WOMEN	3,255	155	...	292	1	479	99	532	994	495	171	37	12.0	10.84
1802 * COMPLIANCE INSPECTION AND SUPPORT	6,687	4	127	1,082	1,254	2,547	754	667	96	98	56	2	7.0	6.89
WOMEN	3,797	4	83	600	810	1,576	533	108	64	13	6	7.0	6.67
1810 A GENERAL INVESTIGATING	2,708	17	...	53	...	45	...	724	1,480	289	74	25	12.0	11.73
WOMEN	1,126	14	...	39	...	20	...	234	685	107	20	6	12.0	11.62
1811 A CRIMINAL INVESTIGATING	33,986	180	...	858	...	1,390	2,150	2,058	6,734	15,383	4,002	1,231	13.0	12.32
WOMEN	4,883	38	...	143	...	188	438	372	1,281	1,964	373	86	12.0	12.04
1812 A GAME LAW ENFORCEMENT	364	4	...	10	4	30	...	29	188	70	15	14	12.0	11.80
WOMEN	35	1	4	...	9	15	5	1	...	12.0	11.40
1815 A AIR SAFETY INVESTIGATING	81	2	...	2	7	42	15	13	13.0	13.27
WOMEN	7	1	4	2	...	13.0	12.71
1816 A IMMIGRATION INSPECTION	4,553	677	...	887	...	1,492	...	929	377	135	48	8	9.0	8.85
WOMEN	1,093	111	...	187	...	416	...	231	97	28	20	3	9.0	9.15
1822 A MINE SAFETY AND HEALTH	1,190	1	27	...	43	841	224	33	21	12.0	12.19
WOMEN	42	3	...	7	20	10	2	...	12.0	11.95
1825 A AVIATION SAFETY	5	3	1	...	1	12.0	12.80
WOMEN	0.0	0.00
1831 A SECURITIES COMPLIANCE EXAMINING	203	1	...	55	...	35	...	66	24	11	9	2	11.0	9.94
WOMEN	98	22	...	18	...	37	14	5	2	...	11.0	10.04
1850 A AGRICULTURAL COMMODITY WAREHOUSE EXAMINING	72	64	6	2	11.0	11.14
WOMEN	8	7	...	1	11.0	11.25
1854 A ALCOHOL, TOBACCO, AND FIREARMS INSPECTION	715	4	...	10	...	82	...	248	174	114	65	18	12.0	11.62
WOMEN	336	4	...	10	...	66	...	110	73	47	22	4	11.0	11.16
1862 T CONSUMER SAFETY INSPECTION	173	2	11	13	12	19	61	44	9	2	9.0	8.61
WOMEN	87	2	6	6	6	12	32	19	3	1	9.0	8.45
1863 T FOOD INSPECTION	6,693	253	...	3,147	1,145	1,906	172	35	32	2	1	...	7.0	7.79
WOMEN	2,023	103	...	1,358	313	228	18	1	1	1	7.0	7.31
1864 A PUBLIC HEALTH QUARANTINE INSPECTION	31	5	...	15	6	5	11.0	11.19
WOMEN	17	4	...	8	3	2	11.0	10.94
1884 O CUSTOMS PATROL OFFICER	19	1	...	1	...	7	...	9	1	11.0	9.79
WOMEN	2	2	9.0	9.00
1889 A IMPORT SPECIALIST	1,227	8	...	61	...	91	...	526	230	250	56	5	11.0	11.36
WOMEN	651	5	...	45	...	56	...	311	115	104	14	1	11.0	11.07
1890 A CUSTOMS INSPECTION	7,124	433	2	676	1	2,270	...	2,717	763	228	29	5	11.0	9.80
WOMEN	1,523	127	...	149	...	528	...	555	123	36	3	2	9.0	9.55
1894 A CUSTOMS ENTRY AND LIQUIDATING	465	11	1	33	...	236	142	40	2	...	11.0	11.25
WOMEN	347	7	1	27	...	190	97	24	1	...	11.0	11.18
1895 T CUSTOMS WAREHOUSE OFFICER	0.0	0.00
WOMEN	0.0	0.00
1896 O BORDER PATROL AGENT	6,816	800	...	1,311	...	2,329	...	1,369	690	190	105	22	9.0	9.06
WOMEN	303	34	...	76	...	121	...	36	25	8	3	...	9.0	8.69
1897 * CUSTOMS AID	936	1	37	413	91	343	7	41	...	3	6.0	6.01
WOMEN	626	17	273	63	249	7	17	6.0	6.01
1898 A ADMEASUREMENT	2	1	1	...	13.0	13.50
WOMEN	0.0	0.00
1899 O INVESTIGATION STUDENT TRAINEE	58	2	36	9	...	11	4.0	4.69
WOMEN	24	1	16	4	...	3	4.0	4.50
1800 INVESTIGATION	83,015	7	202	4,421	1,361	10,801	1,936	11,796	2,855	10,486	14,217	18,258	5,102	1,573	11.0	10.54
WOMEN	20,283	5	118	1,475	880	4,162	867	2,318	638	2,656	3,550	2,841	634	139	10.0	9.67
1910 A QUALITY ASSURANCE	8,661	45	5	85	18	1,217	58	5,229	1,559	355	78	12	11.0	10.93
WOMEN	1,196	17	5	21	3	178	10	735	181	39	6	1	11.0	10.74
1980 T AGRICULTURAL COMMODITY GRADING	1,956	94	...	308	151	908	46	246	110	69	22	2	9.0	9.06
WOMEN	571	44	...	160	75	228	3	42	7	9.0	8.26
1981 T AGRICULTURAL COMMODITY AID	174	2	45	41	70	16	5.0	5.30
WOMEN	67	1	35	13	16	2	4.0	4.75
1999 O QUALITY INSPECTION STUDENT TRAINEE	6	5	1	1.0	1.67
WOMEN	2	1	1	1.0	3.00
1900 QUALITY ASSURANCE, INSPECTION, AND GRADING	10,797	5	...	2	45	181	75	409	169	2,125	104	5,475	1,669	424	100	14	11.0	10.49
WOMEN	1,836	1	...	1	35	75	21	183	78	406	13	777	193	46	6	1	11.0	9.75

1/ P = PROFESSIONAL, A = ADMINISTRATIVE, T = TECHNICAL, C = CLERICAL, O = OTHER, * = SPLIT OCCUPATIONAL CATEGORY

TABLE W-D2 FULL-TIME CIVILIAN GENERAL SCHEDULE EMPLOYMENT BY OCCUPATION, GENDER, GRADE, MEDIAN GRADE, AND AVERAGE GRADE, ALL AREAS, SEPTEMBER 30, 1997

OCCUPATION CODES 1/ TITLES	TOTAL	GENERAL SCHEDULE GRADES															MEDIAN GRADE	AVERAGE GRADE
		1	2	3	4	5	6	7	8	9	10	11	12	13	14	15		
2001 * GENERAL SUPPLY	3,660	48	5	206	16	1,727	44	946	497	130	26	15	9.0	9.97
WOMEN	1,544	35	5	96	7	786	18	379	175	35	6	2	9.0	9.73
2003 A SUPPLY PROGRAM MANAGEMENT	4,644	11	...	58	4	770	62	1,331	1,538	591	230	49	12.0	11.36
WOMEN	1,986	10	...	36	1	398	14	654	577	199	78	19	11.0	11.13
2005 * SUPPLY CLERICAL AND TECHNICIAN	16,322	...	6	207	2,049	6,267	2,959	4,286	359	158	21	8	2	5.0	5.67
WOMEN	9,230	...	2	100	1,191	3,598	1,663	2,435	166	59	12	3	1	5.0	5.65
2010 A INVENTORY MANAGEMENT	5,578	85	2	410	8	1,953	68	2,209	661	136	41	5	11.0	10.09
WOMEN	3,326	61	2	280	4	1,189	29	1,331	351	61	16	2	11.0	9.98
2030 A DISTRIBUTION FACILITIES AND STORAGE MANAGEMENT	676	9	1	228	13	169	152	80	20	4	11.0	10.82
WOMEN	152	1	...	71	4	35	25	11	5	...	10.0	10.42
2032 A PACKAGING	287	1	...	58	...	147	58	21	2	...	11.0	10.95
WOMEN	90	1	...	21	...	47	18	3	11.0	10.76
2050 A SUPPLY CATALOGING	244	2	...	13	...	94	...	80	36	17	2	...	11.0	10.28
WOMEN	142	1	...	8	...	64	...	40	22	7	9.0	10.08
2091 C SALES STORE CLERICAL	1,553	...	18	955	238	109	166	62	5	3.0	3.78
WOMEN	1,380	...	13	842	211	95	157	59	3	3.0	3.80
2099 O SUPPLY STUDENT TRAINEE	11	9	1	1	4.0	4.73
WOMEN	9	8	1	4.0	4.11
2000 SUPPLY	32,975	...	24	1,162	2,296	6,523	3,132	5,045	393	4,988	208	4,891	2,944	975	321	73	7.0	7.79
WOMEN	17,859	...	15	942	1,410	3,801	1,827	2,916	181	2,588	77	2,489	1,169	316	105	23	7.0	7.38
2101 A TRANSPORTATION SPECIALIST	1,869	2	6	5	79	23	307	18	302	341	384	270	132	12.0	11.72
WOMEN	605	2	2	3	36	5	117	5	103	122	133	50	27	12.0	11.34
2102 * TRANSPORTATION CLERK AND ASSISTANT	4,487	55	456	1,342	1,200	997	273	140	13	7	3	1	6.0	5.92
WOMEN	3,151	38	311	1,007	941	633	136	69	8	6	1	1	6.0	5.82
2110 A TRANSPORTATION INDUSTRY ANALYSIS	100	1	1	...	9	10	26	35	18	14.0	13.31
WOMEN	36	1	7	8	8	7	5	13.0	12.64
2121 A RAILROAD SAFETY	384	1	...	5	273	81	17	7	12.0	12.33
WOMEN	21	1	...	4	14	2	12.0	11.76
2123 A MOTOR CARRIER SAFETY	265	2	...	22	...	18	...	16	207	12.0	11.27
WOMEN	77	2	...	6	...	4	...	8	57	12.0	11.17
2125 A HIGHWAY SAFETY	272	1	...	2	...	6	50	135	56	22	13.0	13.09
WOMEN	69	1	...	1	...	4	12	26	19	6	13.0	13.01
2130 A TRAFFIC MANAGEMENT	1,689	2	...	33	...	368	16	527	459	209	60	15	11.0	11.13
WOMEN	745	2	...	16	...	220	8	236	179	64	16	4	11.0	10.79
2131 * FREIGHT RATE	618	4	54	101	218	106	100	19	11	4	...	1	...	7.0	7.34
WOMEN	423	2	39	76	158	75	60	7	3	3	7.0	7.20
2135 T TRANSPORTATION LOSS AND DAMAGE CLAIMS EXAMINING	151	3	65	48	12	18	3	2	6.0	5.96
WOMEN	118	2	46	40	11	16	1	2	6.0	6.03
2144 T CARGO SCHEDULING	51	1	2	10	19	7	9	1	2	7.0	7.37
WOMEN	15	1	...	4	5	2	3	7.0	7.07
2150 A TRANSPORTATION OPERATIONS	1,098	10	...	72	2	252	23	308	257	126	29	19	11.0	10.81
WOMEN	268	6	...	43	...	78	1	56	52	25	6	1	11.0	10.10
2151 C DISPATCHING	411	51	114	111	26	94	8	5	2	5.0	5.13
WOMEN	134	28	35	24	9	31	5	1	1	5.0	5.03
2152 A AIR TRAFFIC CONTROL	946	1	...	175	61	369	200	116	22	2	11.0	11.10
WOMEN	72	25	4	24	12	6	1	...	11.0	10.63
2154 T AIR TRAFFIC ASSISTANCE	184	2	1	2	69	52	54	2	2	8.0	7.89
WOMEN	30	1	17	6	6	7.0	7.50
2161 A MARINE CARGO	40	1	...	13	...	20	6	11.0	10.40
WOMEN	6	2	...	4	11.0	10.33
2181 T AIRCRAFT OPERATION	2,394	18	3	36	586	1,555	195	1	13.0	12.77
WOMEN	30	2	15	13	12.0	12.37
2183 T AIR NAVIGATION	301	1	1	3	274	14	8	...	12.0	12.07
WOMEN	5	1	4	12.0	11.80
2185 T AIRCREW TECHNICIAN	964	9	1	1	38	419	319	167	7	3	10.0	9.63
WOMEN	28	1	8	12	5	1	1	9.0	8.93
2199 O TRANSPORTATION STUDENT TRAINEE	10	3	3	2	...	2	4.0	4.50
WOMEN	6	2	3	1	4.0	4.17
2100 TRANSPORTATION	16,234	109	585	1,607	1,393	1,621	527	1,886	480	1,790	2,677	2,650	693	216	10.0	9.59
WOMEN	5,839	68	357	1,130	1,073	958	253	600	41	459	480	278	99	43	7.0	7.66
2299 UNSPECIFIED WHITE-COLLAR SERIES	39	...	1	8	9	3	1	11	1	1	3	1	5.0	5.85
WOMEN	14	3	5	1	1	1	1	1	4.0	4.86
2200 UNSPECIFIED	39	...	1	8	9	3	1	11	1	1	3	1	5.0	5.85
WOMEN	14	...	1	3	5	1	1	1	1	1	4.0	4.86

82

1/ P = PROFESSIONAL, A = ADMINISTRATIVE, T = TECHNICAL, C = CLERICAL, O = OTHER, * = SPLIT OCCUPATIONAL CATEGORY

TABLE W-E FULL-TIME CIVILIAN WHITE-COLLAR EMPLOYMENT BY OCCUPATION, GENDER, AND SELECTED AGENCY, ALL AREAS, SEPTEMBER 30, 1997

OCCUPATION CODES 1/ TITLES	TOTAL ALL AGENCIES	STATE	TREASURY	ARMY	NAVY	AIR FORCE	DEFENSE LOGISTICS AGENCY	OTHER DEFENSE	JUSTICE	INTERIOR	AGRICULTURE	COMMERCE	LABOR	HEALTH AND HUMAN SERVICES
GRAND TOTAL	1,479,448	13,802	131,178	181,869	149,212	113,129	34,458	58,111	109,106	56,016	94,752	28,864	15,145	49,034
PERCENT OF TOTAL	100.0	0.9	8.9	12.3	10.1	7.6	2.3	3.9	7.4	3.8	6.4	2.0	1.0	3.3
WOMEN	720,531	6,151	72,035	84,194	61,304	51,826	16,244	34,757	43,114	23,636	38,360	12,153	7,298	30,780
0006 A CORRECTIONAL INSTITUTION ADMINISTRATION WOMEN	1,663 425	3 2	22 1	1,637 422	1
0007 O CORRECTIONAL OFFICER WOMEN	12,601 1,489	12,585 1,488	16 1
0011 A BOND SALES PROMOTION WOMEN	111 24	...	111 24
0018 A SAFETY AND OCCUPATIONAL HEALTH MANAGEMENT WOMEN	4,271 892	4 2	28 5	766 159	951 239	486 71	150 22	28 3	244 29	132 30	80 20	10 5	827 198	48 15
0019 T SAFETY TECHNICIAN WOMEN	244 104	77 23	79 49	10 5	5 2	10 7	5 1	3 ...	5 5	2 2
0020 P COMMUNITY PLANNING WOMEN	555 142	81 14	46 18	109 21	30 10	29 14	18 4
0021 T COMMUNITY PLANNING TECHNICIAN WOMEN	18 13	4 3	4 4	4 4	4 2
0023 A OUTDOOR RECREATION PLANNING WOMEN	646 239	70 20	450 157	121 59
0025 * PARK RANGER WOMEN	6,141 1,780	1,418 227	...	1	4,718 1,550	2 1
0028 A ENVIRONMENTAL PROTECTION SPECIALIST WOMEN	5,551 2,178	...	2 ...	744 204	918 232	341 90	347 102	11 2	3 ...	252 67	46 17	13 3	...	9 3
0029 T ENVIRONMENTAL PROTECTION ASSISTANT WOMEN	529 362	85 39	95 40	60 33	85 69	5 3	1 1	1 1
0030 A SPORTS SPECIALIST WOMEN	587 94	320 58	34 4	115 17	2 1	2 ...	87 13
0050 A FUNERAL DIRECTING WOMEN	44 4	11 1	2 1	14 1	...	1	16 1
0060 P CHAPLAIN WOMEN	605 52	6	207 26	6 1
0062 A CLOTHING DESIGN WOMEN	25 18	11 8	6 5	6 4	1
0072 * FINGERPRINT IDENTIFICATION WOMEN	1,061 600	...	28 8	4 ...	3	1,025 592	1
0080 A SECURITY ADMINISTRATION WOMEN	6,315 2,337	797 89	321 104	1,138 414	977 435	735 267	94 41	699 321	403 271	26 17	10 3	46 23	7 2	16 8
0081 O FIRE PROTECTION AND PREVENTION WOMEN	9,510 191	...	1 ...	2,501 41	3,973 101	2,379 42	101 1	...	1 ...	53 1	...	13	21 2
0082 O UNITED STATES MARSHAL WOMEN	89 9	89 9
0083 O POLICE WOMEN	8,709 625	...	1,671 143	897 46	1,686 108	39 ...	199 9	231 18	166 33	908 65	...	33 1	...	38 2
0084 O NUCLEAR MATERIALS COURIER WOMEN	226
0085 O SECURITY GUARD WOMEN	4,095 388	...	1 ...	1,289 44	515 19	497 18	34 1	19 3	17 7	160 45	19 1	3	49 3
0086 C SECURITY CLERICAL AND ASSISTANCE WOMEN	1,582 1,109	17 15	33 22	294 204	518 338	170 117	33 28	176 149	155 120	6 5	4 4	13 11
0090 T GUIDE WOMEN	246 97	...	7 5	3	1	14 10	191 67	26 13
0095 P FOREIGN LAW SPECIALIST WOMEN	20 9
0099 O GENERAL STUDENT TRAINEE WOMEN	218 97	73 28	59 18	2 1	...	2 ...	7 4	13 7	7 3	...	3 ...	5 4
0000 MISCELLANEOUS OCCUPATIONS WOMEN	65,662 13,278	818 106	2,203 311	9,795 1,535	9,888 1,612	4,965 687	1,051 276	1,169 496	16,640 3,024	6,976 2,036	354 139	153 48	842 205	213 41
0101 P SOCIAL SCIENCE WOMEN	6,272 3,037	4 2	2 2	785 393	502 299	839 525	5 2	19 11	1,371 596	51 20	113 41	52 31	22 16	1,028 599
0102 T SOCIAL SCIENCE AID AND TECHNICIAN WOMEN	685 347	17 14	28 14	64 50	7 5	90 47	179 82	...	6 5	38 26
0105 A SOCIAL INSURANCE ADMINISTRATION WOMEN	25,323 16,650	1
0106 A UNEMPLOYMENT INSURANCE WOMEN	118 49	117 49	...

1/ P = PROFESSIONAL, A = ADMINISTRATIVE, T = TECHNICAL, C = CLERICAL, O = OTHER, * = SPLIT OCCUPATIONAL CATEGORY

TABLE W-E FULL-TIME CIVILIAN WHITE-COLLAR EMPLOYMENT BY OCCUPATION, GENDER, AND SELECTED AGENCY, ALL AREAS, SEPTEMBER 30, 1997 -- CONTINUED

OCCUPATION CODES 1/ TITLES	HOUSING AND URBAN DEVELOPMENT	TRANSPORTATION	ENERGY	EDUCATION	VETERANS AFFAIRS	ENVIRONMENTAL PROTECTION AGENCY	FEDERAL DEPOSIT INSURANCE CORPORATION	GENERAL SERVICES ADMINISTRATION	OFFICE OF PERSONNEL MANAGEMENT	NATIONAL AERONAUTICS SPACE ADMINISTRATION	SOCIAL SECURITY ADMINISTRATION	TENNESSEE VALLEY AUTHORITY	ALL OTHER AGENCIES
GRAND TOTAL	10,321	60,964	15,464	4,494	170,329	17,041	7,934	11,741	2,565	19,125	62,715	9,244	52,835
PERCENT OF TOTAL	0.7	4.1	1.0	0.3	11.5	1.2	0.5	0.8	0.2	1.3	4.2	0.6	3.6
WOMEN	6,101	16,846	6,212	2,789	107,042	8,285	3,787	5,819	1,643	6,231	44,248	2,756	26,920
0006 A CORRECTIONAL INSTITUTION ADMINISTRATION WOMEN
0007 O CORRECTIONAL OFFICER WOMEN
0011 A BOND SALES PROMOTION WOMEN
0018 A SAFETY AND OCCUPATIONAL HEALTH MANAGEMENT WOMEN	...	46	93	4	210	16	...	31	...	41	29	...	47
0019 T SAFETY TECHNICIAN WOMEN	...	8	16	3	31	3	...	8	...	9	8	...	8
0020 P COMMUNITY PLANNING WOMEN	12	178	1	...	36	3
0021 T COMMUNITY PLANNING TECHNICIAN WOMEN	2	43	5	3	...	2	46
0022 A OUTDOOR RECREATION PLANNING WOMEN	...	1	13
0023 A OUTDOOR RECREATION PLANNING WOMEN	4	1
0025 * PARK RANGER WOMEN	2	1	...	1
0028 A ENVIRONMENTAL PROTECTION SPECIALIST WOMEN	22	213	204	2,388	...	2	...	14	22
0029 T ENVIRONMENTAL PROTECTION ASSISTANT WOMEN	4	64	79	1,295	...	1	...	9	6
0030 A SPORTS SPECIALIST WOMEN	...	2	2	190	...	1	...	1	1
0030 A SPORTS SPECIALIST WOMEN	...	1	2	171	...	1	...	1
0050 A FUNERAL DIRECTING WOMEN	1	25	1
0060 P CHAPLAIN WOMEN	381	5
0062 A CLOTHING DESIGN WOMEN	...	1	25
0072 * FINGERPRINT IDENTIFICATION WOMEN	...	1
0080 A SECURITY ADMINISTRATION WOMEN	2	81	298	2	109	11	9	229	6	70	22	...	207
0081 O FIRE PROTECTION AND PREVENTION WOMEN	2	40	132	2	10	9	7	53	1	23	10	...	53
0082 O UNITED STATES MARSHAL WOMEN	...	59	1	...	387	1	19
0083 O POLICE WOMEN	3
0084 O NUCLEAR MATERIALS COURIER WOMEN	...	1	2,010	617	213
0085 O SECURITY GUARD WOMEN	131	48	21
0086 C SECURITY CLERICAL AND ASSISTANCE WOMEN	226
0090 T GUIDE WOMEN	...	3	5	...	23	1	498	962
0095 P FOREIGN LAW SPECIALIST WOMEN	6	71	170
0099 O GENERAL STUDENT TRAINEE WOMEN	...	25	16	1	35	...	2	50	...	6	1	...	27
0000 MISCELLANEOUS OCCUPATIONS WOMEN	22	12	1	12	12	...	2	21	...	6	20
0101 P SOCIAL SCIENCE WOMEN	2	2	1	1
0099 O GENERAL STUDENT TRAINEE WOMEN	...	4	1	3	2	6	...	5	...	1	15	...	10
0099 O GENERAL STUDENT TRAINEE WOMEN	...	1	1	3	1	4	...	4	10	...	8
0000 MISCELLANEOUS OCCUPATIONS WOMEN	36	617	856	10	3,195	2,612	11	940	6	137	68	523	1,584
0000 MISCELLANEOUS OCCUPATIONS WOMEN	8	182	247	9	224	1,482	9	139	1	50	29	71	311
0101 P SOCIAL SCIENCE WOMEN	25	64	1	90	981	1	1	39	...	277
0102 T SOCIAL SCIENCE AID AND TECHNICIAN WOMEN	9	44	...	36	283	20	...	108
0105 A SOCIAL INSURANCE ADMINISTRATION WOMEN	...	3	233	19	1	...
0106 A UNEMPLOYMENT INSURANCE WOMEN	...	3	84	16	1	...
0106 A UNEMPLOYMENT INSURANCE WOMEN	25,322
0106 A UNEMPLOYMENT INSURANCE WOMEN	16,650
0106 A UNEMPLOYMENT INSURANCE WOMEN	1

1/P = PROFESSIONAL, A = ADMINISTRATIVE, T = TECHNICAL, C = CLERICAL, O = OTHER, * = SPLIT OCCUPATIONAL CATEGORY

TABLE W-E FULL-TIME CIVILIAN WHITE-COLLAR EMPLOYMENT BY OCCUPATION, GENDER, AND SELECTED AGENCY, ALL AREAS, SEPTEMBER 30, 1997

OCCUPATION CODES 1/ TITLES	TOTAL ALL AGENCIES	STATE	TREASURY	ARMY	NAVY	AIR FORCE	DEFENSE LOGISTICS AGENCY	OTHER DEFENSE	JUSTICE	INTERIOR	AGRICULTURE	COMMERCE	LABOR	HEALTH AND HUMAN SERVICES
0107 A HEALTH INSURANCE ADMINISTRATION	1,556	1,556
WOMEN	959	959
0110 P ECONOMIST	5,252	941	435	261	5	2	3	10	44	94	673	439	1,275	86
WOMEN	1,443	254	119	54	2	7	11	160	140	439	34
0119 T ECONOMICS ASSISTANT	130	2	1	4	...	118	2
WOMEN	102	1	1	3	...	94	1
0130 P FOREIGN AFFAIRS	3,554	2,346	4	4	131	1	9	1
WOMEN	1,127	636	1	27	3	...
0131 P INTERNATIONAL RELATIONS	145	13	...	18	23	3	...	21	12	8	11	...
WOMEN	46	5	...	2	3	1	...	4	9	3	6	...
0132 A INTELLIGENCE	4,726	122	438	1,093	669	819	...	106	1,365	1	4	9	...	3
WOMEN	1,730	45	221	240	161	169	...	14	849	7
0134 C INTELLIGENCE AID AND CLERK	442	3	9	99	32	84	...	11	203
WOMEN	360	2	7	87	24	67	...	8	165
0135 P FOREIGN AGRICULTURAL AFFAIRS	185	185
WOMEN	35	35
0136 A INTERNATIONAL COOPERATION	27
WOMEN	19
0140 P MANPOWER RESEARCH AND ANALYSIS	30	30	...
WOMEN	13	13	...
0142 A MANPOWER DEVELOPMENT	448	6	1	38	...	393	10
WOMEN	215	1	20	...	190	4
0150 P GEOGRAPHY	349	4	...	47	15	2	1	112	36	115
WOMEN	108	11	5	1	29	17	43
0160 A CIVIL RIGHTS ANALYSIS	57	1	3	1	25	1
WOMEN	33	1	22	1
0170 P HISTORY	652	18	2	157	41	156	...	14	10	182	12	4	1	9
WOMEN	162	5	1	24	7	26	...	1	2	69	4	5
0180 P PSYCHOLOGY	3,563	...	3	479	271	175	...	45	331	7	11	5	11	254
WOMEN	1,215	...	2	188	92	55	...	19	129	3	5	3	8	121
0181 T PSYCHOLOGY AID AND TECHNICIAN	702	13	5	3	...	2	10	...	2	8
WOMEN	338	7	3	2	...	2	9	...	1	6
0184 P SOCIOLOGY	44	7	1	...	6	15	1	...	12
WOMEN	22	3	1	...	2	8	8
0185 P SOCIAL WORK	4,817	1	3	327	406	127	4	1	14	63	2	130
WOMEN	2,783	1	2	222	295	90	3	1	7	44	1	101
0186 T SOCIAL SERVICES AID AND ASSISTANT	965	254	97	44	2	128	291	28
WOMEN	534	218	78	38	2	54	70	21
0187 A SOCIAL SERVICES	569	1	...	222	70	6	1	1	...	53	2	20
WOMEN	395	166	52	4	1	1	...	42	1	16
0188 A RECREATION SPECIALIST	1,853	...	3	371	575	370	3	...	445	30	20	7
WOMEN	655	...	1	163	248	166	2	...	52	7	1	5
0189 T RECREATION AID AND ASSISTANT	2,029	687	639	453	12	...	1	87	21	1
WOMEN	894	262	342	198	4	...	1	30	3
0190 P GENERAL ANTHROPOLOGY	90	4	...	23	...	3	30	2	4	...	2
WOMEN	37	10	...	1	15	1	3	...	1
0193 P ARCHEOLOGY	1,050	122	16	17	413	465
WOMEN	394	35	7	4	142	203
0199 O SOCIAL SCIENCE STUDENT TRAINEE	107	2	...	6	5	5	10	14	13	...	1	12
WOMEN	65	2	2	2	5	9	9	8
0100 SOCIAL SCIENCE, PSYCHOLOGY, AND WELFARE	65,740	3,460	902	4,995	3,406	3,172	31	362	3,838	1,363	2,100	646	1,985	3,207
WOMEN	33,767	952	356	2,102	1,633	1,399	15	91	1,849	525	674	233	820	1,915
0201 A PERSONNEL MANAGEMENT	10,978	164	674	1,410	987	1,164	170	597	768	417	699	235	120	527
WOMEN	7,605	133	495	921	694	760	113	401	568	324	513	182	85	406
0203 * PERSONNEL CLERICAL AND ASSISTANCE	8,863	16	1,209	1,333	1,000	855	221	285	664	274	680	143	76	265
WOMEN	7,958	13	1,090	1,200	895	765	201	245	591	261	629	132	64	239
0204 * MILITARY PERSONNEL CLERICAL AND TECHNICIAN	7,465	4,574	1,499	1,294	19	6	19
WOMEN	5,139	3,109	1,111	839	18	4	16
0205 A MILITARY PERSONNEL MANAGEMENT	1,739	877	158	649	16	17	1	...	10
WOMEN	757	376	81	273	9	3	7
0212 A PERSONNEL STAFFING	1,981	17	278	453	157	117	85	83	133	65	75	12	26	76
WOMEN	1,591	14	247	357	127	77	74	70	110	55	59	11	23	63
0221 A POSITION CLASSIFICATION	978	12	51	252	77	205	47	46	54	32	43	2	16	23
WOMEN	589	7	39	147	56	125	25	23	36	22	26	1	7	14
0222 A OCCUPATIONAL ANALYSIS	29	5	...	24
WOMEN	12	1	...	11

1/P = PROFESSIONAL, A = ADMINISTRATIVE, T = TECHNICAL, C = CLERICAL, O = OTHER, * = SPLIT OCCUPATIONAL CATEGORY

TABLE W-E FULL-TIME CIVILIAN WHITE-COLLAR EMPLOYMENT BY OCCUPATION, GENDER, AND SELECTED AGENCY, ALL AREAS, SEPTEMBER 30, 1997 -- CONTINUED

OCCUPATION CODES 1/ TITLES	HOUSING AND URBAN DEVELOPMENT	TRANSPORTATION	ENERGY	EDUCATION	VETERANS AFFAIRS	ENVIRONMENTAL PROTECTION AGENCY	FEDERAL DEPOSIT INSURANCE CORPORATION	GENERAL SERVICES ADMINISTRATION	OFFICE OF PERSONNEL MANAGEMENT	NATIONAL AERONAUTICS SPACE ADMINISTRATION	SOCIAL SECURITY ADMINISTRATION	TENNESSEE VALLEY AUTHORITY	ALL OTHER AGENCIES
0107 A HEALTH INSURANCE ADMINISTRATION
WOMEN
0110 P ECONOMIST	84	101	144	3	8	98	46	2	23	8	467
WOMEN	18	19	29	...	3	30	14	5	2	103
0119 T ECONOMICS ASSISTANT	...	1	2
WOMEN	2
0130 P FOREIGN AFFAIRS	35	1,023
WOMEN	12	448
0131 P INTERNATIONAL RELATIONS	...	4	21	11
WOMEN	9	4
0132 A INTELLIGENCE	...	37	51	9
WOMEN	...	7	15	2
0134 C INTELLIGENCE AID AND CLERK	1
WOMEN
0135 P FOREIGN AGRICULTURAL AFFAIRS
WOMEN
0136 A INTERNATIONAL COOPERATION	27
WOMEN	19
0140 P MANPOWER RESEARCH AND ANALYSIS
WOMEN
0142 A MANPOWER DEVELOPMENT
WOMEN
0150 P GEOGRAPHY	...	3	3	7	4
WOMEN	2
0160 A CIVIL RIGHTS ANALYSIS	1	...	25
WOMEN	9
0170 P HISTORY	...	5	5	1	3	...	31
WOMEN	...	2	2	1	15
0180 P PSYCHOLOGY	1	66	2	2	1,791	5	1	...	30	37	2	1	33
WOMEN	1	18	...	2	518	...	1	...	19	17	...	1	13
0181 T PSYCHOLOGY AID AND TECHNICIAN	...	11	645	3
WOMEN	...	7	298	3
0184 P SOCIOLOGY	1	1
WOMEN
0185 P SOCIAL WORK	3,726	1	...	1	...	11
WOMEN	2,005	1	...	1	...	9
0186 T SOCIAL SERVICES AID AND ASSISTANT	119	2
WOMEN	51	2
0187 A SOCIAL SERVICES	173	20
WOMEN	108	4
0188 A RECREATION SPECIALIST	...	12	2	8	7
WOMEN	...	2	2	2	4
0189 T RECREATION AID AND ASSISTANT	...	5	115	2	6
WOMEN	...	2	49	2	1
0190 P GENERAL ANTHROPOLOGY	22
WOMEN	6
0193 P ARCHEOLOGY	...	1	7	3	6
WOMEN	3
0199 O SOCIAL SCIENCE STUDENT TRAINEE	...	3	1	...	5	1	26	...	3
WOMEN	...	2	1	...	4	1	17	...	2
0100 SOCIAL SCIENCE, PSYCHOLOGY, AND WELFARE	110	316	270	95	7,794	111	48	2	40	42	25,434	24	1,987
WOMEN	28	104	70	38	3,401	33	15	...	27	18	16,709	9	751
0201 A PERSONNEL MANAGEMENT	93	411	152	43	883	133	43	115	223	142	259	52	497
WOMEN	63	291	104	26	552	105	32	83	112	92	173	23	354
0203 * PERSONNEL CLERICAL AND ASSISTANCE	42	125	76	6	892	42	40	28	139	69	108	16	259
WOMEN	40	117	71	6	767	39	33	27	121	65	98	16	233
0204 * MILITARY PERSONNEL CLERICAL AND TECHNICIAN	...	54
WOMEN	...	42
0205 A MILITARY PERSONNEL MANAGEMENT	...	9	1	...	1
WOMEN	...	8
0212 A PERSONNEL STAFFING	2	37	8	...	119	6	...	13	121	7	24	...	67
WOMEN	1	29	8	...	90	5	...	9	75	6	23	...	58
0221 A POSITION CLASSIFICATION	...	5	4	...	44	3	...	14	17	...	5	...	26
WOMEN	...	5	1	...	19	2	...	10	9	...	2	...	13
0222 A OCCUPATIONAL ANALYSIS
WOMEN

98

1/P = PROFESSIONAL, A = ADMINISTRATIVE, T = TECHNICAL, C = CLERICAL, O = OTHER, * = SPLIT OCCUPATIONAL CATEGORY

TABLE W-E FULL-TIME CIVILIAN WHITE-COLLAR EMPLOYMENT BY OCCUPATION, GENDER, AND SELECTED AGENCY, ALL AREAS, SEPTEMBER 30, 1997

OCCUPATION	TOTAL ALL AGENCIES	STATE	TREASURY	ARMY	NAVY	AIR FORCE	DEFENSE LOGISTICS AGENCY	OTHER DEFENSE	JUSTICE	INTERIOR	AGRICULTURE	COMMERCE	LABOR	HEALTH AND HUMAN SERVICES
CODES 1/ TITLES														
0223 A SALARY AND WAGE ADMINISTRATION	144	7	1	2	2	54	6	...	59	1
WOMEN	85	5	1	2	1	22	6	...	43	...
0230 A EMPLOYEE RELATIONS	1,642	4	98	146	235	248	66	102	101	55	152	20	15	50
WOMEN	1,221	4	81	95	187	173	49	75	84	41	108	17	10	43
0233 A LABOR RELATIONS	1,083	1	254	72	173	72	14	25	40	11	32	13	17	28
WOMEN	528	...	162	25	83	25	5	11	19	3	10	6	10	11
0235 A EMPLOYEE DEVELOPMENT	1,990	4	467	151	202	126	59	54	220	36	93	19	20	66
WOMEN	1,329	3	338	95	132	72	33	38	123	22	64	14	16	54
0241 A MEDIATION	214
WOMEN	38
0243 A APPRENTICESHIP AND TRAINING	147	1	131	...
WOMEN	48	40	...
0244 A LABOR MANAGEMENT RELATIONS EXAMINING	374
WOMEN	135
0246 A CONTRACTOR INDUSTRIAL RELATIONS	125	17	6	7	1
WOMEN	65	14	3	1	1
0249 A WAGE AND HOUR COMPLIANCE	1,136	1,136	...
WOMEN	470	470	...
0260 A EQUAL EMPLOYMENT OPPORTUNITY	2,507	10	269	454	257	140	65	83	98	135	179	56	13	141
WOMEN	1,728	7	207	312	196	80	49	48	68	99	121	37	6	101
0270 A FEDERAL RETIREMENT BENEFITS	444	15
WOMEN	303	12
0299 O PERSONNEL MANAGEMENT STUDENT TRAINEE	56	1	4	7	11	1	2	...	6	3	2	...	1	5
WOMEN	38	...	2	5	8	1	4	1	2	...	1	3
0200 PERSONNEL MANAGEMENT AND INDUSTRIAL RELATIONS	41,895	251	3,305	9,753	4,764	4,902	764	1,353	2,084	1,029	1,961	501	1,630	1,211
WOMEN	29,639	198	2,662	6,659	3,574	3,202	578	940	1,603	829	1,538	400	775	957
0301 A MISCELLANEOUS ADMINISTRATION AND PROGRAM	50,515	546	2,928	7,623	2,761	4,324	976	1,214	2,720	1,734	2,194	986	638	1,893
WOMEN	25,060	322	1,890	2,579	1,439	1,784	426	607	1,717	853	1,114	520	330	1,369
0302 C MESSENGER	88	...	2	13	9	3	2	1	2	1	...	1
WOMEN	14	1	2
0303 * MISCELLANEOUS CLERK AND ASSISTANT	61,845	458	6,451	8,872	3,992	3,733	1,305	1,825	3,850	2,964	2,139	1,301	495	2,287
WOMEN	48,575	355	5,218	5,964	3,222	2,887	816	1,534	3,069	2,522	1,930	1,066	410	1,962
0304 C INFORMATION RECEPTIONIST	916	...	35	80	64	42	5	8	99	45	379	4	6	14
WOMEN	757	...	29	51	48	34	5	8	85	36	340	4	4	13
0305 C MAIL AND FILE	12,837	53	2,099	1,270	813	290	153	363	2,476	185	220	61	80	174
WOMEN	7,100	40	1,588	562	386	140	55	165	1,828	111	116	27	28	93
0309 C CORRESPONDENCE CLERK	251	...	3	30	16	5	...	6	24	...	7	3	...	10
WOMEN	206	...	2	27	11	5	...	6	19	...	6	3	...	9
0312 C CLERK-STENOGRAPHER AND REPORTER	108	1	5	24	5	15	12	3	3	...	1	1
WOMEN	104	1	4	22	5	15	12	3	3	...	1	1
0313 C WORK UNIT SUPERVISING	160	...	50	8	2	1	1	1	82	...	1	1
WOMEN	148	...	42	7	2	1	1	1	80	...	1	1
0318 C SECRETARY	64,484	1,327	5,656	10,343	5,990	9,129	1,334	2,078	4,269	2,016	2,320	1,289	802	3,163
WOMEN	62,849	1,304	5,488	10,055	5,833	8,887	1,303	2,013	4,195	1,977	2,270	1,270	783	3,074
0319 C CLOSED MICROPHONE REPORTING	139	28	23	87	1
WOMEN	112	21	19	72
0322 C CLERK-TYPIST	2,962	562	203	116	150	85	15	95	121	103	96	6	7	171
WOMEN	2,421	429	170	102	122	69	14	79	94	95	91	5	7	157
0326 * OFFICE AUTOMATION CLERICAL AND ASSISTANCE	14,674	4	741	2,570	2,026	1,910	376	430	726	743	1,170	393	140	540
WOMEN	12,859	3	644	2,288	1,745	1,682	304	373	616	676	1,069	358	110	458
0332 T COMPUTER OPERATION	3,893	19	829	719	425	260	133	485	79	42	101	94	1	109
WOMEN	2,043	9	456	379	219	136	66	250	36	30	75	43	...	52
0334 A COMPUTER SPECIALIST	55,301	1,289	5,434	6,750	7,799	3,702	1,782	4,478	1,927	1,857	2,908	2,152	584	2,129
WOMEN	21,820	254	2,340	2,777	3,231	1,268	683	1,840	748	732	1,349	723	257	894
0335 * COMPUTER CLERK AND ASSISTANT	6,793	5	814	975	849	675	207	476	128	285	782	234	39	126
WOMEN	4,655	3	572	672	596	378	133	306	72	211	604	173	29	86
0340 A PROGRAM MANAGEMENT	7,211	96	1,366	601	593	204	15	56	131	549	607	49	41	275
WOMEN	1,992	27	535	95	114	7	3	18	50	97	167	9	14	112
0341 A ADMINISTRATIVE OFFICER	7,989	810	110	870	772	227	63	116	516	602	525	148	105	676
WOMEN	5,516	273	70	496	651	84	38	74	407	455	314	127	75	544
0342 A SUPPORT SERVICES ADMINISTRATION	3,793	176	619	907	233	191	44	64	116	78	550	27	24	61
WOMEN	2,061	66	350	292	170	108	26	26	61	55	509	11	8	30
0343 A MANAGEMENT AND PROGRAM ANALYSIS	39,492	219	4,894	5,672	5,337	3,325	1,423	1,416	1,407	618	1,354	630	433	1,792
WOMEN	24,448	148	3,209	3,415	3,306	1,779	758	822	943	349	907	414	290	1,274
0344 * MANAGEMENT AND PROGRAM CLERICAL AND ASSISTANCE	6,556	20	752	1,209	1,297	1,061	497	192	183	107	140	54	33	108
WOMEN	5,612	17	666	1,027	1,162	805	443	180	155	87	125	46	32	91

1/P = PROFESSIONAL, A = ADMINISTRATIVE, T = TECHNICAL, C = CLERICAL, O = OTHER, * = SPLIT OCCUPATIONAL CATEGORY

TABLE W-E FULL-TIME CIVILIAN WHITE-COLLAR EMPLOYMENT BY OCCUPATION, GENDER, AND SELECTED AGENCY, ALL AREAS, SEPTEMBER 30, 1997 -- CONTINUED

OCCUPATION	HOUSING AND URBAN DEVELOPMENT	TRANSPORTATION	ENERGY	EDUCATION	VETERANS AFFAIRS	ENVIRONMENTAL PROTECTION AGENCY	FEDERAL DEPOSIT INSURANCE CORPORATION	GENERAL SERVICES ADMINISTRATION	OFFICE OF PERSONNEL MANAGEMENT	NATIONAL AERONAUTICS SPACE ADMINISTRATION	SOCIAL SECURITY ADMINISTRATION	TENNESSEE VALLEY AUTHORITY	ALL OTHER AGENCIES
0223 A SALARY AND WAGE ADMINISTRATION	12
WOMEN	5
0230 A EMPLOYEE RELATIONS	6	39	24	7	127	12	1	11	8	15	40	4	56
WOMEN	6	35	14	7	88	6	1	10	4	14	32	2	35
0233 A LABOR RELATIONS	11	38	10	4	52	8	11	11	11	2	60	48	65
WOMEN	7	15	4	2	16	3	4	6	6	1	32	30	32
0235 A EMPLOYEE DEVELOPMENT	16	35	36	8	44	14	40	20	32	53	98	...	77
WOMEN	12	23	29	7	30	13	28	15	13	35	60	...	60
0241 A MEDIATION	214
WOMEN	38
0243 A APPRENTICESHIP AND TRAINING	15	...
WOMEN	8	...
0244 A LABOR MANAGEMENT RELATIONS EXAMINING	374
WOMEN	135
0246 A CONTRACTOR INDUSTRIAL RELATIONS	46	...	45	3
WOMEN	28	...	17	1
0249 A WAGE AND HOUR COMPLIANCE
WOMEN
0260 A EQUAL EMPLOYMENT OPPORTUNITY	17	74	44	9	139	26	22	19	3	49	86	...	119
WOMEN	9	47	27	5	86	19	13	15	3	32	59	...	82
0270 A FEDERAL RETIREMENT BENEFITS	428	1
WOMEN	290	1
0299 O PERSONNEL MANAGEMENT STUDENT TRAINEE	1	...	1	3	...	1	1	6
WOMEN	1	2	...	1	1	4
0200 PERSONNEL MANAGEMENT AND INDUSTRIAL RELATIONS	233	827	400	77	2,313	247	157	232	983	346	681	135	1,756
WOMEN	166	612	276	53	1,653	194	111	176	634	250	479	79	1,041
0301 A MISCELLANEOUS ADMINISTRATION AND PROGRAM	1,098	2,320	1,057	446	2,587	871	1,437	766	114	741	834	2,582	5,125
WOMEN	572	1,120	613	292	1,531	548	617	407	57	451	568	633	2,701
0302 C MESSENGER	1	10	1	3	35	4
WOMEN	4	6	1
0303 * MISCELLANEOUS CLERK AND ASSISTANT	1,377	1,502	441	276	11,431	305	981	431	152	204	1,756	39	3,278
WOMEN	1,205	1,350	319	227	8,586	255	782	369	125	185	1,519	35	2,663
0304 C INFORMATION RECEPTIONIST	3	1	55	1	31	...	1	...	19	...	24
WOMEN	3	1	33	1	26	...	1	...	16	...	19
0305 C MAIL AND FILE	18	54	10	8	3,134	8	53	19	83	8	856	15	334
WOMEN	8	35	2	3	1,100	4	28	7	57	7	547	13	150
0309 C CORRESPONDENCE CLERK	...	2	113	2	8	12	10
WOMEN	...	2	89	1	7	12	7
0312 C CLERK-STENOGRAPHER AND REPORTER	...	1	32	1	2	2
WOMEN	...	1	31	1	2	2
0313 C WORK UNIT SUPERVISING	...	1	8	1	...	3
WOMEN	...	1	7	1	...	3
0318 C SECRETARY	421	1,896	929	141	4,789	946	387	219	80	1,237	1,059	284	2,380
WOMEN	406	1,861	921	135	4,611	930	381	213	80	1,226	1,033	284	2,316
0319 C CLOSED MICROPHONE REPORTING
WOMEN
0322 C CLERK-TYPIST	12	82	5	2	621	56	13	11	...	1	43	162	224
WOMEN	9	64	5	2	522	40	10	8	...	1	33	160	133
0326 * OFFICE AUTOMATION CLERICAL AND ASSISTANCE	14	223	57	106	1,105	154	2	28	56	32	341	...	787
WOMEN	14	195	45	90	960	135	2	22	48	29	298	...	695
0332 T COMPUTER OPERATION	1	202	14	...	119	1	12	6	18	...	132	...	92
WOMEN	1	103	6	...	32	...	4	3	8	...	83	...	52
0334 A COMPUTER SPECIALIST	301	1,492	545	157	3,336	517	360	699	176	229	2,220	500	1,978
WOMEN	124	551	179	60	1,159	193	128	285	69	112	954	175	735
0335 * COMPUTER CLERK AND ASSISTANT	10	55	26	...	460	16	22	34	50	19	359	7	140
WOMEN	8	38	20	...	251	11	17	22	38	14	290	5	106
0340 A PROGRAM MANAGEMENT	35	410	403	30	325	380	1	117	38	29	39	56	765
WOMEN	11	92	89	16	98	121	1	25	16	6	16	12	241
0341 A ADMINISTRATIVE OFFICER	67	491	88	30	782	67	23	30	7	117	17	149	581
WOMEN	53	473	60	23	510	66	21	27	4	115	11	135	410
0342 A SUPPORT SERVICES ADMINISTRATION	50	66	38	2	128	35	5	21	7	30	16	175	130
WOMEN	35	35	22	...	57	21	1	11	2	16	5	78	66
0343 A MANAGEMENT AND PROGRAM ANALYSIS	460	1,771	871	874	1,444	1,272	120	528	148	613	1,351	134	1,386
WOMEN	299	1,177	533	578	867	830	76	397	77	381	811	30	778
0344 * MANAGEMENT AND PROGRAM CLERICAL AND ASSISTANCE	19	59	67	16	276	65	9	61	12	46	127	26	120
WOMEN	14	55	61	14	233	58	8	58	9	44	116	4	102

1/P = PROFESSIONAL, A = ADMINISTRATIVE, T = TECHNICAL, C = CLERICAL, O = OTHER, * = SPLIT OCCUPATIONAL CATEGORY

TABLE W-E FULL-TIME CIVILIAN WHITE-COLLAR EMPLOYMENT BY OCCUPATION, GENDER, AND SELECTED AGENCY, ALL AREAS, SEPTEMBER 30, 1997

OCCUPATION	TOTAL ALL AGENCIES	STATE	TREASURY	ARMY	NAVY	AIR FORCE	DEFENSE LOGISTICS AGENCY	OTHER DEFENSE	JUSTICE	INTERIOR	AGRICULTURE	COMMERCE	LABOR	HEALTH AND HUMAN SERVICES
CODES 1/ TITLES														
0346 A LOGISTICS MANAGEMENT	11,266	5	30	4,233	2,948	3,514	62	94	15	3	1	12	...	7
WOMEN	3,350	1	18	1,198	881	1,016	19	26	10	2	...	3	...	2
0350 C EQUIPMENT OPERATOR	1,382	13	262	85	37	19	227	56	18	32	71	89	2	14
WOMEN	604	12	140	28	19	8	95	25	10	15	38	64	...	7
0351 C PRINTING CLERICAL	141	...	11	13	6	2	60	2	2	6	6	2	2	1
WOMEN	102	...	7	13	6	1	42	1	1	3	4	2	2	1
0356 C DATA TRANSCRIBER	2,609	5	1,609	80	35	11	21	20	26	17	18	162	...	16
WOMEN	2,328	4	1,441	60	30	10	14	15	17	16	13	152	...	15
0357 C CODING	177	19	25	12	1	11	1	...	11	29
WOMEN	144	16	17	10	1	10	1	...	9	28
0359 C ELECTRIC ACCOUNTING MACHINE OPERATION	1	1
WOMEN
0360 A EQUAL OPPORTUNITY COMPLIANCE	1,807	...	1	12	...	3	...	2	29	5	74	5	643	152
WOMEN	1,014	2	...	2	20	1	42	3	371	92
0361 T EQUAL OPPORTUNITY ASSISTANCE	550	2	35	84	49	15	17	11	11	22	40	5	72	16
WOMEN	502	2	34	75	44	14	12	10	9	21	34	5	70	15
0362 T ELECTRIC ACCOUNTING MACHINE PROJECT PLANNING	1	1
WOMEN
0382 C TELEPHONE OPERATING	1,436	...	9	211	110	394	5	6	32	3	6	4	...	76
WOMEN	1,041	...	8	148	93	296	4	4	29	3	5	2	...	71
0390 T TELECOMMUNICATIONS PROCESSING	773	15	22	243	135	101	16	8	32	123	5	11
WOMEN	293	2	5	71	40	37	3	3	27	63	2	6
0391 A TELECOMMUNICATIONS	6,904	69	670	1,349	781	1,037	92	607	378	185	207	111	5	109
WOMEN	1,757	15	229	229	205	195	26	147	119	46	42	31	3	46
0392 T GENERAL TELECOMMUNICATIONS	1,165	30	61	179	246	157	7	27	200	67	2	5	2	3
WOMEN	505	8	35	54	78	57	...	19	139	30	2	1	...	3
0394 C COMMUNICATIONS CLERICAL	262	...	4	56	62	60	7	23	2	4	1	4	1	7
WOMEN	212	...	4	50	43	53	5	16	2	3	1	4	1	6
0399 O ADMINISTRATION AND OFFICE SUPPORT STUDENT TRAINEE	528	13	18	42	121	32	7	19	46	42	28	22	2	15
WOMEN	335	7	12	22	87	22	5	5	28	27	16	11	2	9
0300 GENERAL ADMINISTRATION, CLERICAL, AND OFFICE SERVICES	369,009	5,737	35,723	55,287	37,711	34,627	8,852	14,178	19,659	12,452	15,958	7,864	4,169	13,976
WOMEN	240,539	3,302	25,206	32,797	23,824	21,863	5,299	8,573	14,599	8,529	11,192	5,083	2,836	10,515
0401 P GENERAL BIOLOGICAL SCIENCE	9,189	3	1	1,335	123	125	...	57	10	2,543	1,981	123	...	1,756
WOMEN	2,907	1	...	349	44	28	...	30	3	635	480	55	...	897
0403 P MICROBIOLOGY	1,963	144	30	18	...	39	...	26	351	25	...	1,092
WOMEN	814	48	12	9	...	18	...	10	107	10	...	494
0404 T BIOLOGICAL SCIENCE TECHNICIAN	6,214	171	44	32	...	42	31	1,221	3,510	112	...	449
WOMEN	2,558	75	4	9	...	27	22	460	1,356	43	...	213
0405 P PHARMACOLOGY	403	21	16	3	1	6	302
WOMEN	119	3	4	2	...	1	93
0406 P AGRICULTURAL EXTENSION	10	10
WOMEN	5	5
0408 P ECOLOGY	802	127	11	1	251	276	32
WOMEN	232	30	4	66	101	5
0410 P ZOOLOGY	98	6	2	17	14	12	...	1
WOMEN	19	2	3	3	4	...	1
0413 P PHYSIOLOGY	441	47	20	26	...	22	...	14	80	7	...	92
WOMEN	106	12	4	4	...	4	...	2	11	3	...	24
0414 P ENTOMOLOGY	583	27	13	5	2	4	464	40
WOMEN	81	2	1	2	65	10
0415 P TOXICOLOGY	282	18	1	15	...	1	...	2	6	84
WOMEN	86	3	...	2	1	2	27
0421 T PLANT PROTECTION TECHNICIAN	304	304
WOMEN	112	112
0430 P BOTANY	382	12	1	3	113	229
WOMEN	195	3	...	1	62	121
0434 P PLANT PATHOLOGY	279	1	1	270
WOMEN	58	1	55
0435 P PLANT PHYSIOLOGY	264	1	1	255
WOMEN	56	1	55
0436 P PLANT PROTECTION AND QUARANTINE	1,620	1,620
WOMEN	379	379
0437 P HORTICULTURE	132	4	1	1	16	75
WOMEN	39	4	19
0440 P GENETICS	352	1	2	8	276	10	...	42
WOMEN	71	1	46	3	...	15

1/P = PROFESSIONAL, A = ADMINISTRATIVE, T = TECHNICAL, C = CLERICAL, O = OTHER, * = SPLIT OCCUPATIONAL CATEGORY

TABLE W-E FULL-TIME CIVILIAN WHITE-COLLAR EMPLOYMENT BY OCCUPATION, GENDER, AND SELECTED AGENCY, ALL AREAS, SEPTEMBER 30, 1997 -- CONTINUED

OCCUPATION	HOUSING AND URBAN DEVELOPMENT	TRANSPORTATION	ENERGY	EDUCATION	VETERANS AFFAIRS	ENVIRONMENTAL PROTECTION AGENCY	FEDERAL DEPOSIT INSURANCE CORPORATION	GENERAL SERVICES ADMINISTRATION	OFFICE OF PERSONNEL MANAGEMENT	NATIONAL AERONAUTICS SPACE ADMINISTRATION	SOCIAL SECURITY ADMINISTRATION	TENNESSEE VALLEY AUTHORITY	ALL OTHER AGENCIES
0346 A LOGISTICS MANAGEMENT	...	263	14	...	1	2	31	31
WOMEN	...	154	3	11	6
0350 C EQUIPMENT OPERATOR	...	24	239	12	...	3	4	...	87	46	42
WOMEN	...	17	42	4	...	3	1	...	36	13	27
0351 C PRINTING CLERICAL	1	1	...	1	...	1	2	...	22
WOMEN	19
0356 C DATA TRANSCRIBER	24	3	9	...	506	18	29
WOMEN	21	2	8	...	469	14	27
0357 C CODING	23	1	...	9	25	10
WOMEN	15	1	...	8	22	6
0359 C ELECTRIC ACCOUNTING MACHINE OPERATION
WOMEN
0360 A EQUAL OPPORTUNITY COMPLIANCE	405	87	...	348	2	6	1	32
WOMEN	219	44	...	192	2	1	1	22
0361 T EQUAL OPPORTUNITY ASSISTANCE	36	12	3	58	34	1	2	...	1	6	2	...	16
WOMEN	33	12	3	54	31	1	2	...	1	5	2	...	13
0362 T ELECTRIC ACCOUNTING MACHINE PROJECT PLANNING
WOMEN
0382 C TELEPHONE OPERATING	...	2	566	7	5
WOMEN	...	1	366	7	4
0390 T TELECOMMUNICATIONS PROCESSING	48	...	2	1	...	11
WOMEN	23	...	2	1	...	8
0391 A TELECOMMUNICATIONS	8	140	41	5	203	16	15	447	11	37	103	19	259
WOMEN	6	45	13	3	50	8	9	150	5	12	50	15	58
0392 T GENERAL TELECOMMUNICATIONS	...	21	10	...	34	23	62	...	29
WOMEN	...	6	6	...	23	17	14	...	13
0394 C COMMUNICATIONS CLERICAL	...	3	12	...	1	6	3	2	4
WOMEN	...	3	6	...	1	6	3	2	3
0399 O ADMINISTRATION AND OFFICE SUPPORT STUDENT TRAINEE	...	17	17	1	23	9	...	15	1	18	20
WOMEN	...	13	12	1	14	5	...	12	1	14	10
0300 GENERAL ADMINISTRATION, CLERICAL, AND OFFICE SERVICES	4,336	11,197	4,637	2,500	31,964	4,744	3,479	3,468	969	3,399	9,954	4,296	17,873
WOMEN	3,020	7,449	2,912	1,690	21,274	3,233	2,116	2,044	608	2,629	6,892	1,658	11,396
0401 P GENERAL BIOLOGICAL SCIENCE	...	2	74	...	134	667	34	...	33	188
WOMEN	19	...	59	234	11	...	9	53
0403 P MICROBIOLOGY	143	94	1
WOMEN	76	30
0404 T BIOLOGICAL SCIENCE TECHNICIAN	...	4	494	82	1	...	1	20
WOMEN	279	59	1	...	1	9
0405 P PHARMACOLOGY	24	25	5
WOMEN	7	5	4
0406 P AGRICULTURAL EXTENSION
WOMEN
0408 P ECOLOGY	...	2	14	78	10
WOMEN	5	21
0410 P ZOOLOGY	1	45
WOMEN	1	5
0413 P PHYSIOLOGY	...	2	94	7	26	4
WOMEN	29	1	9	3
0414 P ENTOMOLOGY	13	...	1	14
WOMEN	1
0415 P TOXICOLOGY	2	...	4	145	4
WOMEN	1	48	2
0421 T PLANT PROTECTION TECHNICIAN
WOMEN
0430 P BOTANY	1	2	3	18
WOMEN	1	1	1	5
0434 P PLANT PATHOLOGY	7
WOMEN	2
0435 P PLANT PHYSIOLOGY	4	2	1
WOMEN
0436 P PLANT PROTECTION AND QUARANTINE
WOMEN
0437 P HORTICULTURE	5	1	...	1	28
WOMEN	3	1	12
0440 P GENETICS	1	...	4	6	2
WOMEN	1	4	1

1/P = PROFESSIONAL, A = ADMINISTRATIVE, T = TECHNICAL, C = CLERICAL, O = OTHER, * = SPLIT OCCUPATIONAL CATEGORY

TABLE W-E FULL-TIME CIVILIAN WHITE-COLLAR EMPLOYMENT BY OCCUPATION, GENDER, AND SELECTED AGENCY, ALL AREAS, SEPTEMBER 30, 1997

OCCUPATION	TOTAL ALL AGENCIES	STATE	TREASURY	ARMY	NAVY	AIR FORCE	DEFENSE LOGISTICS AGENCY	OTHER DEFENSE	JUSTICE	INTERIOR	AGRICULTURE	COMMERCE	LABOR	HEALTH AND HUMAN SERVICES
CODES 1/ TITLES														
0454 P RANGELAND MANAGEMENT	1,076	9	...	2	404	658
WOMEN	205	1	59	145
0455 T RANGE TECHNICIAN	1,338	1,103	233
WOMEN	268	222	46
0457 P SOIL CONSERVATION	4,328	8	8	43	4,265
WOMEN	740	1	1	2	736
0458 T SOIL CONSERVATION TECHNICIAN	1,447	3	20	1,424
WOMEN	258	1	1	256
0459 T IRRIGATION SYSTEM OPERATION	120	119
WOMEN	1	1
0460 P FORESTRY	4,190	...	10	84	16	12	450	3,604
WOMEN	802	...	1	4	14	780
0462 T FORESTRY TECHNICIAN	13,393	79	17	20	1,223	12,051
WOMEN	2,807	10	...	2	173	2,622
0470 P SOIL SCIENCE	1,420	8	1	70	1,328
WOMEN	168	4	163
0471 P AGRONOMY	295	24	1	5	5	245
WOMEN	29	26
0475 P AGRICULTURAL MANAGEMENT	1,561	1,556
WOMEN	332	332
0480 P GENERAL FISH AND WILDLIFE ADMINISTRATION	192	10	4	119	2	54
WOMEN	37	27	1	9
0482 P FISHERY BIOLOGY	2,065	60	1	830	419	701
WOMEN	427	4	137	119	157
0485 P WILDLIFE REFUGE MANAGEMENT	625	625
WOMEN	94	94
0486 P WILDLIFE BIOLOGY	2,307	95	13	15	1,029	1,111	21
WOMEN	594	11	3	3	215	353	5
0487 P ANIMAL SCIENCE	95	2	...	69	1	21
WOMEN	16	11	4
0493 P HOME ECONOMICS	16	1	3	12
WOMEN	14	3	11
0499 O BIOLOGICAL SCIENCE STUDENT TRAINEE	217	14	84	105	3	7
WOMEN	121	5	47	62	5
0400 BIOLOGICAL SCIENCES	58,003	3	11	2,307	314	279	2	180	45	10,343	36,809	1,101	...	3,886
WOMEN	14,750	1	1	565	78	58	...	83	27	2,241	8,581	294	...	1,783
0501 A FINANCIAL ADMINISTRATION AND PROGRAM	8,620	92	598	387	731	1,322	93	2,155	382	188	350	81	60	367
WOMEN	5,185	54	381	194	453	775	60	1,241	239	140	254	60	35	189
0503 * FINANCIAL CLERICAL AND ASSISTANCE	6,560	11	1,917	325	463	345	39	1,217	108	206	437	28	78	96
WOMEN	5,129	8	1,581	260	338	288	32	812	93	168	400	28	68	88
0505 A FINANCIAL MANAGEMENT	1,599	127	81	194	238	113	26	37	130	21	56	6	10	30
WOMEN	488	38	40	33	89	26	9	8	46	9	23	1	2	12
0510 P ACCOUNTING	12,741	80	683	1,174	712	361	59	3,321	481	445	909	240	148	521
WOMEN	6,030	49	369	548	335	153	27	1,589	264	226	378	111	67	197
0511 P AUDITING	12,247	84	1,016	1,208	444	797	74	4,289	224	379	382	91	252	613
WOMEN	3,987	34	357	314	131	290	16	1,484	85	128	136	31	78	177
0512 P INTERNAL REVENUE AGENT	14,609	...	14,607
WOMEN	5,811	...	5,811
0525 * ACCOUNTING TECHNICIAN	17,865	3	1,062	1,244	1,799	1,028	151	7,415	849	487	872	207	33	300
WOMEN	14,178	3	910	991	1,494	800	120	5,562	703	416	772	174	28	247
0526 T TAX TECHNICIAN	3,756	...	3,755	1
WOMEN	2,590	...	2,590
0530 C CASH PROCESSING	1,447	22	234	115	45	55	...	447	7	86	4	3	2	1
WOMEN	1,174	20	191	90	33	47	...	379	5	56	4	3	2	...
0540 C VOUCHER EXAMINING	2,409	12	8	435	410	54	...	851	67	43	55	...	14	11
WOMEN	1,763	9	8	315	308	41	...	615	51	34	49	...	11	11
0544 * CIVILIAN PAY	2,444	23	194	246	138	181	8	510	68	130	118	4	18	31
WOMEN	1,956	17	164	183	118	151	6	376	51	108	110	4	17	24
0545 * MILITARY PAY	2,613	456	367	296	...	1,451	13
WOMEN	1,730	313	223	206	...	965	7
0560 A BUDGET ANALYSIS	12,887	115	254	3,492	2,768	2,045	178	392	444	424	526	219	84	420
WOMEN	9,145	77	181	2,572	2,076	1,368	124	237	322	310	400	137	51	307
0561 * BUDGET CLERICAL AND ASSISTANCE	3,581	8	33	1,347	992	419	27	61	54	177	111	27	10	58
WOMEN	3,130	7	29	1,158	868	368	23	56	45	156	105	24	9	52
0570 A FINANCIAL INSTITUTION EXAMINING	4,463	...	2,346	1	1
WOMEN	1,235	...	657	1

91

1/P = PROFESSIONAL, A = ADMINISTRATIVE, T = TECHNICAL, C = CLERICAL, O = OTHER, * = SPLIT OCCUPATIONAL CATEGORY

TABLE W-E FULL-TIME CIVILIAN WHITE-COLLAR EMPLOYMENT BY OCCUPATION, GENDER, AND SELECTED AGENCY, ALL AREAS, SEPTEMBER 30, 1997 -- CONTINUED

OCCUPATION	HOUSING AND URBAN DEVELOPMENT	TRANSPORTATION	ENERGY	EDUCATION	VETERANS AFFAIRS	ENVIRONMENTAL PROTECTION AGENCY	FEDERAL DEPOSIT INSURANCE CORPORATION	GENERAL SERVICES ADMINISTRATION	OFFICE OF PERSONNEL MANAGEMENT	NATIONAL AERONAUTICS SPACE ADMINISTRATION	SOCIAL SECURITY ADMINISTRATION	TENNESSEE VALLEY AUTHORITY	ALL OTHER AGENCIES
CODES 1/ TITLES													
0454 P RANGELAND MANAGEMENT WOMEN	3
0455 T RANGE TECHNICIAN WOMEN	2
0457 P SOIL CONSERVATION WOMEN	3	1
0458 T SOIL CONSERVATION TECHNICIAN WOMEN
0459 T IRRIGATION SYSTEM OPERATION WOMEN	1
0460 P FORESTRY WOMEN	1	11	2
0462 T FORESTRY TECHNICIAN WOMEN	3	2	...
0470 P SOIL SCIENCE WOMEN	13
0471 P AGRONOMY WOMEN	11	3	1
0475 P AGRICULTURAL MANAGEMENT WOMEN	2	1	...	3	2
0480 P GENERAL FISH AND WILDLIFE ADMINISTRATION WOMEN	3
0482 P FISHERY BIOLOGY WOMEN	29	24	1
0485 P WILDLIFE REFUGE MANAGEMENT WOMEN	5	4	1
0486 P WILDLIFE BIOLOGY WOMEN	7	7	9
0487 P ANIMAL SCIENCE WOMEN	2	2
0493 P HOME ECONOMICS WOMEN	1
0499 O BIOLOGICAL SCIENCE STUDENT TRAINEE WOMEN	4
0400 BIOLOGICAL SCIENCES WOMEN	...	10	138	...	903	1,192	...	2	...	66	...	51	361
	34	...	454	415	...	1	...	22	...	13	99
0501 A FINANCIAL ADMINISTRATION AND PROGRAM WOMEN	226 168	147 91	77 37	124 84	156 83	125 87	163 78	123 84	7 3	165 125	137 77	24 6	340 187
0503 * FINANCIAL CLERICAL AND ASSISTANCE WOMEN	5 4	58 50	24 21	...	894 635	42 32	2 2	17 16	28 23	12 9	22 17	...	186 156
0505 A FINANCIAL MANAGEMENT WOMEN	8 3	27 7	32 8	...	259 62	5 2	...	6 2	2 1	16 4	...	41 33	134 30
0510 P ACCOUNTING WOMEN	238 108	296 160	423 196	99 38	537 289	178 91	200 77	192 87	53 27	215 131	55 20	141 100	980 393
0511 P AUDITING WOMEN	239 60	237 74	201 45	141 50	204 56	239 107	158 46	162 37	50 20	88 35	99 24	45 15	531 157
0512 P INTERNAL REVENUE AGENT WOMEN	2
0525 * ACCOUNTING TECHNICIAN WOMEN	73 58	325 280	121 112	3 2	1,039 811	57 41	52 45	228 163	16 13	79 72	129 111	7 6	286 244
0526 T TAX TECHNICIAN WOMEN
0530 C CASH PROCESSING WOMEN	...	2	354	1	62	...	7
0540 C VOUCHER EXAMINING WOMEN	...	13	335	...	11	7	...	24	59
0544 * CIVILIAN PAY WOMEN	...	10	218	...	10	5	...	23	45
0545 * MILITARY PAY WOMEN	...	77	5	...	577	1	...	17	5	17	7	7	62
	...	75	4	...	448	1	...	12	5	17	7	6	52
	...	30
	...	16
0560 A BUDGET ANALYSIS WOMEN	45 27	155 98	244 150	42 28	317 198	66 46	14 9	171 132	13 6	45 35	80 48	1 1	333 205
0561 * BUDGET CLERICAL AND ASSISTANCE WOMEN	5 5	12 9	18 18	2 2	126 109	9 9	...	31 28	1 1	6 6	3 3	...	44 40
0570 A FINANCIAL INSTITUTION EXAMINING WOMEN	2,096 562	19 15

26

1/P = PROFESSIONAL, A = ADMINISTRATIVE, T = TECHNICAL, C = CLERICAL, O = OTHER, * = SPLIT OCCUPATIONAL CATEGORY

TABLE W-E FULL-TIME CIVILIAN WHITE-COLLAR EMPLOYMENT BY OCCUPATION, GENDER, AND SELECTED AGENCY, ALL AREAS, SEPTEMBER 30, 1997

OCCUPATION	TOTAL ALL AGENCIES	STATE	TREASURY	ARMY	NAVY	AIR FORCE	DEFENSE LOGISTICS AGENCY	OTHER DEFENSE	JUSTICE	INTERIOR	AGRICULTURE	COMMERCE	LABOR	HEALTH AND HUMAN SERVICES
CODES 1/ TITLES														
0580 A CREDIT UNION EXAMINER	672
WOMEN	189
0592 * TAX EXAMINING	19,453	...	19,453
WOMEN	14,798	...	14,798
0593 T INSURANCE ACCOUNTS	66
WOMEN	43
0599 O FINANCIAL MANAGEMENT STUDENT TRAINEE	110	3	3	12	12	21	...	6	3	14	4	1
WOMEN	85	1	3	9	9	14	...	6	2	12	3	1
0500 ACCOUNTING AND BUDGET	128,142	580	46,244	10,635	9,120	7,038	655	22,152	2,818	2,600	3,824	906	709	2,462
WOMEN	78,646	317	28,070	6,980	6,476	4,527	417	13,330	1,906	1,763	2,634	573	368	1,312
0601 P GENERAL HEALTH SCIENCE	4,223	...	2	104	40	99	...	24	10	1	2	...	22	1,551
WOMEN	2,176	...	2	57	22	60	...	6	4	1	1	...	14	819
0602 P MEDICAL OFFICER	10,760	46	1	412	79	46	...	38	198	...	3	...	10	1,908
WOMEN	2,822	7	...	133	27	9	...	7	27	5	612
0603 A PHYSICIAN'S ASSISTANT	1,998	...	2	133	33	15	...	1	620	84
WOMEN	609	...	1	22	4	3	...	1	153	49
0610 P NURSE	40,165	53	35	1,951	986	566	4	62	302	11	31	5	14	2,844
WOMEN	35,058	47	31	1,787	938	521	4	57	243	11	29	5	14	2,599
0620 T PRACTICAL NURSE	11,366	967	357	216	...	2	82	1	4	373
WOMEN	9,676	777	336	200	...	2	71	1	4	358
0621 T NURSING ASSISTANT	11,439	1	...	605	20	115	...	4	9	415
WOMEN	7,551	1	...	428	18	92	...	4	8	377
0622 T MEDICAL SUPPLY AIDE AND TECHNICIAN	2,114	86	45	44	9	126
WOMEN	914	35	22	7	6	98
0625 T AUTOPSY ASSISTANT	51	3	1	1	2
WOMEN	5
0630 P DIETITIAN AND NUTRITIONIST	1,473	29	22	5	...	4	8	...	77	100
WOMEN	1,368	28	21	4	...	4	7	...	66	91
0631 P OCCUPATIONAL THERAPIST	686	23	12	2	...	3	6
WOMEN	563	21	11	2	...	3	6
0633 P PHYSICAL THERAPIST	725	18	8	14	...	1	10
WOMEN	458	13	7	5	...	1	6
0635 P CORRECTIVE THERAPIST	490	2
WOMEN	177	1
0636 T REHABILITATION THERAPY ASSISTANT	755	39	2	1	19
WOMEN	390	23	2	1	17
0637 P MANUAL ARTS THERAPIST	90
WOMEN	11
0638 P RECREATION/CREATIVE ARTS THERAPIST	790	11	2	8	22
WOMEN	438	11	2	6	13
0639 P EDUCATIONAL THERAPIST	17	3
WOMEN	15	3
0640 T HEALTH AID AND TECHNICIAN	5,548	...	3	1,266	318	446	3	...	38	3	1	297
WOMEN	3,162	...	1	675	188	267	2	...	7	2	1	213
0642 T NUCLEAR MEDICINE TECHNICIAN	128	33	3	2	9
WOMEN	66	15	1	8
0644 P MEDICAL TECHNOLOGIST	5,470	14	...	578	145	159	32	...	1	599
WOMEN	3,707	13	...	405	102	108	22	...	1	420
0645 T MEDICAL TECHNICIAN	1,823	381	101	93	...	1	12	129
WOMEN	1,175	267	64	53	...	1	8	96
0646 T PATHOLOGY TECHNICIAN	465	96	26	11	...	1	21
WOMEN	317	64	18	9	...	1	18
0647 T DIAGNOSTIC RADIOLOGIC TECHNOLOGIST	3,028	2	...	393	75	59	27	235
WOMEN	1,474	2	...	204	42	42	12	122
0648 T THERAPEUTIC RADIOLOGIC TECHNOLOGIST	133	20	4
WOMEN	81	11	3
0649 T MEDICAL INSTRUMENT TECHNICIAN	1,954	...	1	216	35	76	3	65
WOMEN	1,176	...	1	134	27	44	3	43
0650 T MEDICAL TECHNICAL ASSISTANT	1	1
WOMEN	1	1
0651 T RESPIRATORY THERAPIST	372	94	32	15	5	39
WOMEN	168	43	13	7	3	23
0660 P PHARMACIST	4,494	344	97	27	4	...	24	108
WOMEN	1,989	145	56	11	11	58
0661 T PHARMACY TECHNICIAN	3,434	277	62	82	14	133
WOMEN	2,370	202	34	43	13	107

1/P = PROFESSIONAL, A = ADMINISTRATIVE, T = TECHNICAL, C = CLERICAL, O = OTHER, * = SPLIT OCCUPATIONAL CATEGORY

TABLE W-E FULL-TIME CIVILIAN WHITE-COLLAR EMPLOYMENT BY OCCUPATION, GENDER, AND SELECTED AGENCY, ALL AREAS, SEPTEMBER 30, 1997 -- CONTINUED

OCCUPATION	HOUSING AND URBAN DEVELOPMENT	TRANSPORTATION	ENERGY	EDUCATION	VETERANS AFFAIRS	ENVIRONMENTAL PROTECTION AGENCY	FEDERAL DEPOSIT INSURANCE CORPORATION	GENERAL SERVICES ADMINISTRATION	OFFICE OF PERSONNEL MANAGEMENT	NATIONAL AERONAUTICS SPACE ADMINISTRATION	SOCIAL SECURITY ADMINISTRATION	TENNESSEE VALLEY AUTHORITY	ALL OTHER AGENCIES
CODES 1/ TITLES													
0580 A CREDIT UNION EXAMINER	672
WOMEN	189
0592 * TAX EXAMINING
WOMEN
0593 T INSURANCE ACCOUNTS	66
WOMEN	43
0599 O FINANCIAL MANAGEMENT STUDENT TRAINEE	...	5	4	...	4	3	2	5	...	3	5
WOMEN	...	4	4	...	4	1	2	3	...	3	4
0500 ACCOUNTING AND BUDGET	839	1,384	1,149	411	4,868	726	2,698	959	175	670	594	266	3,660
WOMEN	433	876	595	204	3,239	418	831	569	99	460	359	167	1,723
0601 P GENERAL HEALTH SCIENCE	...	20	16	...	2,226	85	4	17
WOMEN	...	11	7	...	1,122	36	1	13
0602 P MEDICAL OFFICER	...	39	4	...	7,908	6	25	8	2	27
WOMEN	1	...	1,979	7	3	...	5
0603 A PHYSICIAN'S ASSISTANT	1,088	16	6
WOMEN	358	14	4
0610 P NURSE	...	31	6	...	33,130	1	2	3	1	23	104
WOMEN	...	30	6	...	28,609	1	2	2	1	22	99
0620 T PRACTICAL NURSE	...	1	9,346	17
WOMEN	...	1	7,913	13
0621 T NURSING ASSISTANT	10,112	158
WOMEN	6,490	133
0622 T MEDICAL SUPPLY AIDE AND TECHNICIAN	1,803	1	...
WOMEN	745	1	...
0625 T AUTOPSY ASSISTANT	44
WOMEN	5
0630 P DIETITIAN AND NUTRITIONIST	1,222	1	5
WOMEN	1,142	5
0631 P OCCUPATIONAL THERAPIST	639	1
WOMEN	519	1
0633 P PHYSICAL THERAPIST	671	3
WOMEN	426
0635 P CORRECTIVE THERAPIST	488
WOMEN	176
0636 T REHABILITATION THERAPY ASSISTANT	690	4
WOMEN	346	1
0637 P MANUAL ARTS THERAPIST	90
WOMEN	11
0638 P RECREATION/CREATIVE ARTS THERAPIST	740	7
WOMEN	402	4
0639 P EDUCATIONAL THERAPIST	14
WOMEN	12
0640 T HEALTH AID AND TECHNICIAN	...	2	3,150	21
WOMEN	...	2	1,793	11
0642 T NUCLEAR MEDICINE TECHNICIAN	81
WOMEN	42
0644 P MEDICAL TECHNOLOGIST	...	1	3,939	2
WOMEN	...	1	2,633	2
0645 T MEDICAL TECHNICIAN	...	1	1,092	10	3
WOMEN	...	1	677	6	2
0646 T PATHOLOGY TECHNICIAN	309	1
WOMEN	206	1
0647 T DIAGNOSTIC RADIOLOGIC TECHNOLOGIST	2,236	1
WOMEN	1,050
0648 T THERAPEUTIC RADIOLOGIC TECHNOLOGIST	109
WOMEN	67
0649 T MEDICAL INSTRUMENT TECHNICIAN	1,557	1
WOMEN	923	1
0650 T MEDICAL TECHNICAL ASSISTANT
WOMEN
0651 T RESPIRATORY THERAPIST	187
WOMEN	79
0660 P PHARMACIST	3,887	3
WOMEN	1,707	1
0661 T PHARMACY TECHNICIAN	2,862	4
WOMEN	1,968	3

1/P = PROFESSIONAL, A = ADMINISTRATIVE, T = TECHNICAL, C = CLERICAL, O = OTHER, * = SPLIT OCCUPATIONAL CATEGORY

TABLE W-E FULL-TIME CIVILIAN WHITE-COLLAR EMPLOYMENT BY OCCUPATION, GENDER, AND SELECTED AGENCY, ALL AREAS, SEPTEMBER 30, 1997

OCCUPATION	TOTAL ALL AGENCIES	STATE	TREASURY	ARMY	NAVY	AIR FORCE	DEFENSE LOGISTICS AGENCY	OTHER DEFENSE	JUSTICE	INTERIOR	AGRICULTURE	COMMERCE	LABOR	HEALTH AND HUMAN SERVICES
CODES 1/ TITLES														
0662 P OPTOMETRIST	238	10	6	2	4
WOMEN	78	1	1	1
0664 T RESTORATION TECHNICIAN	14	1
WOMEN	2
0665 P SPEECH PATHOLOGY AND AUDIOLOGY	701	57	51	3	...	6	...	6	23
WOMEN	461	43	31	2	...	5	...	5	14
0667 T ORTHOTIST AND PROSTHETIST	209	37	2	6	1	3
WOMEN	12	3	1
0668 P PODIATRIST	263	11	7
WOMEN	56	2	2
0669 A MEDICAL RECORDS ADMINISTRATION	501	1	...	50	37	38	29	85
WOMEN	444	1	...	45	31	36	25	75
0670 A HEALTH SYSTEM ADMINISTRATION	588	1	...	4	3	4	102	111
WOMEN	168	1	34	49
0671 A HEALTH SYSTEM SPECIALIST	1,640	2	...	319	147	198	...	3	27	158
WOMEN	912	1	...	207	108	106	...	1	16	115
0672 T PROSTHETIC REPRESENTATIVE	186
WOMEN	61
0673 A HOSPITAL HOUSEKEEPING MANAGEMENT	230	27	7	2	3	12
WOMEN	31	9	2	6
0675 T MEDICAL RECORDS TECHNICIAN	3,171	528	366	252	155	539
WOMEN	2,672	427	302	209	145	500
0679 C MEDICAL CLERK	10,176	...	2	2,149	720	638	21	934
WOMEN	8,178	...	2	1,871	602	530	20	897
0680 P DENTAL OFFICER	801	38	...	5	14	30
WOMEN	102	10	5	11
0681 T DENTAL ASSISTANT	2,773	1,095	204	76	40	493
WOMEN	2,573	1,004	177	68	38	483
0682 T DENTAL HYGIENE	333	113	31	35	10	8
WOMEN	318	105	30	35	9	8
0683 T DENTAL LABORATORY AID AND TECHNICIAN	612	123	19	56	2	13
WOMEN	105	34	2	1	1	4
0685 A PUBLIC HEALTH PROGRAM SPECIALIST	1,488	1	1,413
WOMEN	742	703
0688 A SANITARIAN	44	4	2	1	1	6	29
WOMEN	15	3	12
0690 P INDUSTRIAL HYGIENE	1,494	2	6	234	283	93	19	2	4	10	5	3	530	68
WOMEN	466	66	76	27	2	...	1	2	...	1	193	22
0696 P CONSUMER SAFETY	1,897	112	...	1,778
WOMEN	805	19	...	785
0698 T ENVIRONMENTAL HEALTH TECHNICIAN	119	23	14	53	4	2	15
WOMEN	30	5	1	14	3	1	3
0699 O MEDICAL AND HEALTH STUDENT TRAINEE	85	3	5	1	2	...	3	14
WOMEN	63	1	4	1	...	3	13
0600 MEDICAL, HOSPITAL, DENTAL, AND PUBLIC HEALTH	141,555	122	52	12,905	4,402	3,557	30	156	1,815	42	129	120	576	14,832
WOMEN	96,211	72	38	9,334	3,323	2,516	8	96	903	28	106	25	226	9,857
0701 P VETERINARY MEDICAL SCIENCE	1,840	6	3	3	13	1,700	3	...	83
WOMEN	346	7	299	2	...	28
0704 T ANIMAL HEALTH TECHNICIAN	347	7	1	326	2
WOMEN	57	4	44	1
0799 O VETERINARY STUDENT TRAINEE	1	1
WOMEN	1	1
0700 VETERINARY MEDICAL SCIENCE	2,188	13	3	3	14	2,027	3	...	85
WOMEN	404	4	7	344	2	...	29
0801 P GENERAL ENGINEERING	18,997	27	265	4,465	3,135	1,927	383	163	9	210	137	147	11	106
WOMEN	1,900	4	31	365	235	116	20	12	...	18	12	12	...	9
0802 T ENGINEERING TECHNICIAN	18,797	2	17	3,898	6,257	1,355	77	21	124	1,010	1,693	185	34	261
WOMEN	1,926	...	1	585	471	115	6	1	18	125	213	5	6	15
0803 P SAFETY ENGINEERING	549	164	59	86	4	2	...	12	...	1	88	14
WOMEN	50	...	1	11	8	10	14	1
0804 P FIRE PROTECTION ENGINEERING	148	...	1	11	51	4	1	1	7	1	2
WOMEN	20	7	1	...	1	2
0806 P MATERIALS ENGINEERING	1,102	...	2	142	297	276	6	5	...	6	6	36	...	9
WOMEN	155	9	41	41	1	2	4	...	2

1/P = PROFESSIONAL, A = ADMINISTRATIVE, T = TECHNICAL, C = CLERICAL, O = OTHER, * = SPLIT OCCUPATIONAL CATEGORY

TABLE W-E FULL-TIME CIVILIAN WHITE-COLLAR EMPLOYMENT BY OCCUPATION, GENDER, AND SELECTED AGENCY, ALL AREAS, SEPTEMBER 30, 1997 -- CONTINUED

OCCUPATION	HOUSING AND URBAN DEVELOPMENT	TRANSPORTATION	ENERGY	EDUCATION	VETERANS AFFAIRS	ENVIRONMENTAL PROTECTION AGENCY	FEDERAL DEPOSIT INSURANCE CORPORATION	GENERAL SERVICES ADMINISTRATION	OFFICE OF PERSONNEL MANAGEMENT	NATIONAL AERONAUTICS SPACE ADMINISTRATION	SOCIAL SECURITY ADMINISTRATION	TENNESSEE VALLEY AUTHORITY	ALL OTHER AGENCIES
CODES 1/ TITLES													
0662 P OPTOMETRIST	1	...	215
WOMEN	75
0664 T RESTORATION TECHNICIAN	13
WOMEN	2
0665 P SPEECH PATHOLOGY AND AUDIOLOGY	555
WOMEN	361
0667 T ORTHOTIST AND PROSTHETIST	160
WOMEN	8
0668 P PODIATRIST	245
WOMEN	52
0669 A MEDICAL RECORDS ADMINISTRATION	258	3
WOMEN	230	1
0670 A HEALTH SYSTEM ADMINISTRATION	...	2	360	1
WOMEN	83	1
0671 A HEALTH SYSTEM SPECIALIST	...	2	7	...	775	2
WOMEN	2	...	356
0672 T PROSTHETIC REPRESENTATIVE	186
WOMEN	61
0673 A HOSPITAL HOUSEKEEPING MANAGEMENT	179
WOMEN	14
0675 T MEDICAL RECORDS TECHNICIAN	...	19	1,302	10
WOMEN	...	14	1,066	9
0679 C MEDICAL CLERK	...	2	5,701	9
WOMEN	...	2	4,245	9
0680 P DENTAL OFFICER	712	2
WOMEN	76
0681 T DENTAL ASSISTANT	...	1	862	2
WOMEN	...	1	800	2
0682 T DENTAL HYGIENE	...	1	134	1
WOMEN	...	1	129	1
0683 T DENTAL LABORATORY AID AND TECHNICIAN	399
WOMEN	63
0685 A PUBLIC HEALTH PROGRAM SPECIALIST	74
WOMEN	39
0688 A SANITARIAN	1
WOMEN
0690 P INDUSTRIAL HYGIENE	...	11	57	...	115	14	...	16	...	6	5	3	8
WOMEN	...	7	12	...	39	6	...	6	...	1	2	...	3
0696 P CONSUMER SAFETY	5	2
WOMEN	1
0698 T ENVIRONMENTAL HEALTH TECHNICIAN	2	1	3	...	2
WOMEN	1	2
0699 O MEDICAL AND HEALTH STUDENT TRAINEE	56	1	...
WOMEN	40	1	...
0600 MEDICAL, HOSPITAL, DENTAL, AND PUBLIC HEALTH	...	134	90	...	101,849	111	2	16	3	38	39	33	502
WOMEN	...	71	28	...	69,101	43	2	6	2	10	29	22	365
0701 P VETERINARY MEDICAL SCIENCE	12	8	1	8
WOMEN	4	4	2
0704 T ANIMAL HEALTH TECHNICIAN	11
WOMEN	8
0799 O VETERINARY STUDENT TRAINEE
WOMEN
0700 VETERINARY MEDICAL SCIENCE	23	8	1	8
WOMEN	12	4	2
0801 P GENERAL ENGINEERING	94	1,118	1,816	...	639	35	...	115	...	2,965	2	428	800
WOMEN	4	112	224	...	30	6	...	6	...	559	...	41	84
0802 T ENGINEERING TECHNICIAN	1	804	133	...	986	74	...	49	...	1,084	2	664	66
WOMEN	...	49	37	...	43	11	...	1	...	88	...	133	3
0803 P SAFETY ENGINEERING	...	3	57	...	25	1	8	...	21	3
WOMEN	...	1	1	...	2	1	...	2	...
0804 P FIRE PROTECTION ENGINEERING	...	7	16	...	2	22	...	3	1	...	18
WOMEN	7	2
0806 P MATERIALS ENGINEERING	1	5	17	3	...	250	41
WOMEN	...	1	5	42	7

96

1/P = PROFESSIONAL, A = ADMINISTRATIVE, T = TECHNICAL, C = CLERICAL, O = OTHER, * = SPLIT OCCUPATIONAL CATEGORY

TABLE W-E FULL-TIME CIVILIAN WHITE-COLLAR EMPLOYMENT BY OCCUPATION, GENDER, AND SELECTED AGENCY, ALL AREAS, SEPTEMBER 30, 1997

OCCUPATION	TOTAL ALL AGENCIES	STATE	TREASURY	ARMY	NAVY	AIR FORCE	DEFENSE LOGISTICS AGENCY	OTHER DEFENSE	JUSTICE	INTERIOR	AGRICULTURE	COMMERCE	LABOR	HEALTH AND HUMAN SERVICES
0807 P LANDSCAPE ARCHITECTURE	622	1	...	105	22	9	207	253	1
WOMEN	184	19	3	3	69	87
0808 P ARCHITECTURE	1,867	34	18	397	382	207	2	12	54	195	60	3	1	65
WOMEN	284	6	2	48	42	20	...	4	14	37	6	17
0809 T CONSTRUCTION CONTROL	2,480	...	7	1,169	331	338	12	...	98	131	95	23	...	45
WOMEN	85	46	8	19	1	4	1	1
0810 P CIVIL ENGINEERING	12,390	73	5	6,090	965	442	22	29	7	1,009	1,361	51	28	21
WOMEN	1,259	3	1	589	91	26	3	...	2	94	197	3	2	3
0817 T SURVEYING TECHNICIAN	697	256	7	9	219	143	40
WOMEN	38	5	...	1	19	10	2
0818 T ENGINEERING DRAFTING	359	...	3	110	47	68	1	...	3	36	16	20	...	16
WOMEN	75	22	16	9	1	10	5	4	...	4
0819 P ENVIRONMENTAL ENGINEERING	5,463	1	3	887	1,220	888	11	8	...	51	50	9	...	43
WOMEN	1,171	...	1	160	230	160	...	1	...	9	13	1	...	7
0828 A CONSTRUCTION ANALYST	342	10	...	1	1	27
WOMEN	32	1
0830 P MECHANICAL ENGINEERING	10,243	16	39	2,562	5,114	853	152	14	23	100	37	131	18	97
WOMEN	666	158	337	36	10	...	2	6	6	7	1	13
0840 P NUCLEAR ENGINEERING	2,248	1	...	3	1,315	13	5	2	6
WOMEN	131	67	...	1
0850 P ELECTRICAL ENGINEERING	4,542	18	25	865	1,169	287	15	5	9	132	34	26	37	55
WOMEN	406	...	4	77	92	27	11	2	2	1	7
0854 P COMPUTER ENGINEERING	2,400	...	5	615	401	210	43	21	5	8	5	19	...	24
WOMEN	449	87	54	32	6	4	...	1	2	4	...	3
0855 P ELECTRONICS ENGINEERING	23,566	124	30	3,731	10,215	4,968	552	431	100	39	45	405	9	92
WOMEN	1,944	5	1	299	822	380	35	41	3	5	8	23	...	10
0856 T ELECTRONICS TECHNICIAN	10,934	...	46	1,132	4,477	1,289	98	14	798	128	146	634	4	56
WOMEN	641	...	1	46	224	78	5	...	28	9	21	29	1	2
0858 P BIOMEDICAL ENGINEERING	317	17	9	9	6	...	3	...	2	1	...	108
WOMEN	73	4	1	2	3	1	30
0861 P AEROSPACE ENGINEERING	7,996	...	1	572	1,561	1,376	125	11	1	4
WOMEN	811	30	130	81	6	1
0871 P NAVAL ARCHITECTURE	788	8	737	2	1
WOMEN	59	1	56
0873 A SHIP SURVEYING	148	15	68	...	1
WOMEN	3	1	1
0880 P MINING ENGINEERING	251	...	22	1	79	8	...	95	41
WOMEN	12	4	1	...	7	...
0881 P PETROLEUM ENGINEERING	334	...	41	...	3	1	231	1
WOMEN	32	...	8	20	1
0890 P AGRICULTURAL ENGINEERING	358	3	11	339	3
WOMEN	43	1	41	1
0892 P CERAMIC ENGINEERING	50	9	7	2	5
WOMEN	9	1	1	1
0893 P CHEMICAL ENGINEERING	1,100	...	7	336	241	70	10	12	44	36	6	17
WOMEN	211	...	1	53	41	14	2	3	5	9	3	5
0894 P WELDING ENGINEERING	44	1	39	2
WOMEN	1	1
0895 T INDUSTRIAL ENGINEERING TECHNICIAN	1,345	...	1	125	355	850	4	...	2	...	1	1
WOMEN	224	26	66	130	1
0896 P INDUSTRIAL ENGINEERING	1,544	...	22	388	570	276	213	5	2	2	6	2	5	13
WOMEN	247	...	3	67	103	34	21	1	...	2	5
0899 O ENGINEERING AND ARCHITECTURE STUDENT TRAINEE	445	130	98	16	1	1	...	16	12	9	1	2
WOMEN	121	45	17	4	4	5	3	...	1
0800 ENGINEERING AND ARCHITECTURE	132,466	307	561	28,207	39,152	15,831	1,745	747	1,237	3,846	4,522	1,801	338	1,092
WOMEN	13,262	18	54	2,755	3,165	1,339	119	65	69	449	640	113	37	135
0904 P LAW CLERK	280	1	9	1	4	3	1	...	84	...	1	4	23	7
WOMEN	138	...	5	1	2	3	46	1	10	4
0905 P GENERAL ATTORNEY	25,385	129	2,503	988	549	332	209	237	8,416	328	245	501	594	342
WOMEN	9,635	54	849	279	179	58	75	65	2,958	138	84	246	279	181
0920 A ESTATE TAX EXAMINING	1
WOMEN	1	...	1
0930 A HEARINGS AND APPEALS	1,734	...	1,129	360	12	111	2	2	1
WOMEN	548	...	318	167	1	29	...	1	...
0935 P ADMINISTRATIVE LAW JUDGE	1,387	...	2	6	8	4	...	50	5
WOMEN	156	3	1	1	...	6	2

1/P = PROFESSIONAL, A = ADMINISTRATIVE, T = TECHNICAL, C = CLERICAL, O = OTHER, * = SPLIT OCCUPATIONAL CATEGORY

TABLE W-E FULL-TIME CIVILIAN WHITE-COLLAR EMPLOYMENT BY OCCUPATION, GENDER, AND SELECTED AGENCY, ALL AREAS, SEPTEMBER 30, 1997 -- CONTINUED

OCCUPATION	HOUSING AND URBAN DEVELOPMENT	TRANSPORTATION	ENERGY	EDUCATION	VETERANS AFFAIRS	ENVIRONMENTAL PROTECTION AGENCY	FEDERAL DEPOSIT INSURANCE CORPORATION	GENERAL SERVICES ADMINISTRATION	OFFICE OF PERSONNEL MANAGEMENT	NATIONAL AERONAUTICS SPACE ADMINISTRATION	SOCIAL SECURITY ADMINISTRATION	TENNESSEE VALLEY AUTHORITY	ALL OTHER AGENCIES
0807 P LANDSCAPE ARCHITECTURE	2	3	2	...	9	1	4	3
WOMEN	...	2	1
0808 P ARCHITECTURE	42	52	16	...	58	8	...	183	...	12	3	12	51
WOMEN	6	10	5	...	7	1	...	37	...	2	1	3	16
0809 T CONSTRUCTION CONTROL	...	69	27	...	32	1	...	18	...	8	...	45	31
WOMEN	...	1	1	2	1	...
0810 P CIVIL ENGINEERING	8	1,629	261	...	9	7	...	100	...	4	...	166	103
WOMEN	...	176	24	...	2	9	...	1	...	22	11
0817 T SURVEYING TECHNICIAN	...	15	8
WOMEN	1
0818 T ENGINEERING DRAFTING	...	12	19	1	4	3
WOMEN	...	3	1
0819 P ENVIRONMENTAL ENGINEERING	...	48	158	...	2	1,979	...	7	...	27	...	54	17
WOMEN	...	14	41	504	...	2	...	12	...	12	4
0828 A CONSTRUCTION ANALYST	168	1	20	114
WOMEN	22	1	8
0830 P MECHANICAL ENGINEERING	3	178	118	...	27	89	...	130	...	98	3	349	92
WOMEN	...	13	17	...	1	11	...	15	...	17	9
0840 P NUCLEAR ENGINEERING	353	5	32
WOMEN	26	1	34
0850 P ELECTRICAL ENGINEERING	...	124	453	...	27	9	...	76	...	481	3	628	64
WOMEN	...	17	43	3	...	66	...	52	2
0854 P COMPUTER ENGINEERING	...	41	14	...	2	4	976	7
WOMEN	...	5	1	249	1
0855 P ELECTRONICS ENGINEERING	...	1,128	147	...	6	6	...	14	...	1,161	363
WOMEN	...	105	10	1	...	167	29
0856 T ELECTRONICS TECHNICIAN	...	1,389	22	...	156	10	...	30	...	334	1	...	170
WOMEN	...	160	1	...	4	1	...	28	3
0858 P BIOMEDICAL ENGINEERING	...	1	159	1	1
WOMEN	31	1
0861 P AEROSPACE ENGINEERING	...	546	3,779	20
WOMEN	...	66	495	2
0871 P NAVAL ARCHITECTURE	...	39	1
WOMEN	...	2
0873 A SHIP SURVEYING	...	64
WOMEN	...	1
0880 P MINING ENGINEERING	2	1	2
WOMEN
0881 P PETROLEUM ENGINEERING	...	4	49	1	3
WOMEN	...	1	2
0890 P AGRICULTURAL ENGINEERING	1	...	1	...
WOMEN
0892 P CERAMIC ENGINEERING	4	22	1
WOMEN	1	4	1
0893 P CHEMICAL ENGINEERING	...	8	71	150	...	2	...	43	...	30	17
WOMEN	...	1	10	44	11	...	7	2
0894 P WELDING ENGINEERING	...	1	1	...
WOMEN
0895 T INDUSTRIAL ENGINEERING TECHNICIAN	4	2
WOMEN	1
0896 P INDUSTRIAL ENGINEERING	...	13	4	...	7	2	3	4	7
WOMEN	...	6	2	...	2	1	...
0899 O ENGINEERING AND ARCHITECTURE STUDENT TRAINEE	...	39	5	...	6	7	...	6	...	95	1
WOMEN	...	10	2	...	2	3	...	1	...	24
0800 ENGINEERING AND ARCHITECTURE	319	7,341	3,745	...	2,195	2,388	...	759	...	11,351	20	2,443	2,519
WOMEN	32	755	452	...	128	578	...	81	...	1,764	1	293	220
0904 P LAW CLERK	6	4	1	1	...	10	2	10	...	108
WOMEN	3	2	1	1	...	7	1	8	...	43
0905 P GENERAL ATTORNEY	348	543	481	203	699	895	551	118	24	76	1,445	64	4,565
WOMEN	137	213	190	109	244	378	180	48	12	27	720	12	1,920
0920 A ESTATE TAX EXAMINING
WOMEN
0930 A HEARINGS AND APPEALS	2	...	95	20
WOMEN	1	...	22	9
0935 P ADMINISTRATIVE LAW JUDGE	5	12	19	1	...	11	1,150	...	114
WOMEN	1	1	2	3	124	...	12

1/P = PROFESSIONAL, A = ADMINISTRATIVE, T = TECHNICAL, C = CLERICAL, O = OTHER, * = SPLIT OCCUPATIONAL CATEGORY

TABLE W-E FULL-TIME CIVILIAN WHITE-COLLAR EMPLOYMENT BY OCCUPATION, GENDER, AND SELECTED AGENCY, ALL AREAS, SEPTEMBER 30, 1997

OCCUPATION	TOTAL ALL AGENCIES	STATE	TREASURY	ARMY	NAVY	AIR FORCE	DEFENSE LOGISTICS AGENCY	OTHER DEFENSE	JUSTICE	INTERIOR	AGRICULTURE	COMMERCE	LABOR	HEALTH AND HUMAN SERVICES
CODES 1/ TITLES														
0945 A CLERK OF COURT	31	2	2	3
WOMEN	23	1	2	2
0950 A PARALEGAL SPECIALIST	5,701	52	481	209	129	63	9	116	2,213	32	42	133	79	112
WOMEN	4,435	40	374	180	109	49	9	89	1,795	22	37	113	74	71
0958 A PENSION LAW SPECIALIST	124	57	...
WOMEN	73	27	...
0962 T CONTACT REPRESENTATIVE	15,454	63	2,445	290	205	155	1	146	119	83	185	17	19	81
WOMEN	11,538	56	1,507	212	170	112	1	87	89	73	140	12	17	70
0963 T LEGAL INSTRUMENTS EXAMINING	2,179	6	221	63	...	16	...	4	395	171	130	643	9	34
WOMEN	1,756	4	196	57	...	14	...	3	249	146	124	531	8	30
0965 A LAND LAW EXAMINING	268	247	20
WOMEN	221	202	19
0967 A PASSPORT AND VISA EXAMINING	1,209	1,201	...	5	...	1	2
WOMEN	538	533	...	2	...	1	2
0986 * LEGAL CLERICAL AND ASSISTANCE	9,557	...	419	300	244	133	55	27	3,555	216	61	399	140	36
WOMEN	8,695	...	398	271	221	126	53	22	3,235	181	60	290	134	33
0987 A TAX LAW SPECIALIST	332	...	332
WOMEN	123	...	123
0990 * GENERAL CLAIMS EXAMINING	4,077	...	55	60	55	46	...	76	3	...	60
WOMEN	3,097	...	49	48	46	33	...	56	3	...	43
0991 A WORKERS' COMPENSATION CLAIMS EXAMINING	850	1	844	...
WOMEN	498	1	492	...
0992 T LOSS AND DAMAGE CLAIMS EXAMINING	130	3	...	84	6	35	1
WOMEN	95	3	...	64	4	23	1
0993 A RAILROAD RETIREMENT CLAIMS EXAMINING	254
WOMEN	166
0994 T UNEMPLOYMENT COMPENSATION CLAIMS EXAMINING	44
WOMEN	29
0995 T DEPENDENTS AND ESTATES CLAIMS EXAMINING	27	3	24
WOMEN	21	2	19
0996 A VETERANS CLAIMS EXAMINING	3,428
WOMEN	1,642
0998 C CLAIMS CLERICAL	6,273	...	56	139	82	13	2	21	...	42	41
WOMEN	5,165	...	43	118	68	10	2	17	...	32	39
0999 O LEGAL OCCUPATIONS STUDENT TRAINEE	30	14	...	1	...	1	4	1	1
WOMEN	14	3	...	1	2	1	1
0900 LEGAL AND KINDRED	78,755	1,469	7,653	2,142	1,279	798	275	630	15,155	1,103	881	1,699	1,860	662
WOMEN	48,607	693	3,863	1,234	803	429	138	341	8,547	769	555	1,193	1,081	433
1001 * GENERAL ARTS AND INFORMATION	3,294	11	32	316	110	151	21	62	20	164	540	28	8	97
WOMEN	1,717	4	17	129	50	60	12	26	7	95	421	20	6	65
1008 A INTERIOR DESIGN	220	10	4	28	16	35	1	2	...	1	1	2	...	1
WOMEN	188	9	4	25	14	29	1	1	...	1	...	1
1010 T EXHIBITS SPECIALIST	361	1	1	40	31	39	3	...	7	81	5	1
WOMEN	57	4	2	3	4	10	1
1015 P MUSEUM CURATOR	368	2	1	69	21	14	122	4	1
WOMEN	156	2	1	16	3	3	67	2	1
1016 T MUSEUM SPECIALIST AND TECHNICIAN	847	2	2	81	31	31	163	13	2
WOMEN	444	...	1	33	9	11	92	9	2
1020 T ILLUSTRATING	610	...	1	146	110	181	5	7	7	71	10	8	...	3
WOMEN	243	...	1	55	45	66	...	3	5	28	8	3	...	3
1021 C OFFICE DRAFTING	5	1	...	1	1
WOMEN
1035 A PUBLIC AFFAIRS	4,262	64	214	796	347	361	39	81	133	178	506	81	48	320
WOMEN	2,460	55	119	391	206	173	20	39	64	101	329	41	26	228
1040 A LANGUAGE SPECIALIST	634	40	4	61	13	22	...	9	424	2	1	8	...	4
WOMEN	360	18	4	28	7	10	...	5	255	1	1	3	...	1
1046 C LANGUAGE CLERICAL	49	...	6	10	6	8	10	...	1
WOMEN	41	...	6	4	4	8	10	...	1
1051 A MUSIC SPECIALIST	18	5	2	3
WOMEN	3	2	...	1
1054 A THEATER SPECIALIST	14	4	...	4	6
WOMEN	2	2
1056 A ART SPECIALIST	115	54	...	54	1	1
WOMEN	49	20	...	25	1
1060 T PHOTOGRAPHY	1,190	2	16	308	161	143	12	6	140	39	39	5	1	36
WOMEN	266	1	4	57	21	15	2	3	52	8	11	2	...	5

1/P = PROFESSIONAL, A = ADMINISTRATIVE, T = TECHNICAL, C = CLERICAL, O = OTHER, * = SPLIT OCCUPATIONAL CATEGORY

TABLE W-E FULL-TIME CIVILIAN WHITE-COLLAR EMPLOYMENT BY OCCUPATION, GENDER, AND SELECTED AGENCY, ALL AREAS, SEPTEMBER 30, 1997 -- CONTINUED

OCCUPATION	HOUSING AND URBAN DEVELOPMENT	TRANSPORTATION	ENERGY	EDUCATION	VETERANS AFFAIRS	ENVIRONMENTAL PROTECTION AGENCY	FEDERAL DEPOSIT INSURANCE CORPORATION	GENERAL SERVICES ADMINISTRATION	OFFICE OF PERSONNEL MANAGEMENT	NATIONAL AERONAUTICS SPACE ADMINISTRATION	SOCIAL SECURITY ADMINISTRATION	TENNESSEE VALLEY AUTHORITY	ALL OTHER AGENCIES
CODES 1/ TITLES													
0945 A CLERK OF COURT	...	1	23
WOMEN	18
0950 A PARALEGAL SPECIALIST	34	120	42	13	60	64	188	7	25	7	1,094	14	363
WOMEN	29	95	40	10	39	48	151	7	19	7	711	13	304
0958 A PENSION LAW SPECIALIST	67
WOMEN	46
0962 T CONTACT REPRESENTATIVE	2	7	1,185	215	...	9,869	...	367
WOMEN	2	6	490	184	...	8,053	...	257
0963 T LEGAL INSTRUMENTS EXAMINING	3	216	9	...	109	1	1	3	...	145
WOMEN	3	178	9	...	90	1	1	3	...	109
0965 A LAND LAW EXAMINING	1
WOMEN
0967 A PASSPORT AND VISA EXAMINING
WOMEN
0986 * LEGAL CLERICAL AND ASSISTANCE	50	65	55	3	173	43	121	3	2	13	3,093	...	351
WOMEN	48	61	50	3	145	42	111	3	2	13	2,869	...	324
0987 A TAX LAW SPECIALIST
WOMEN
0990 * GENERAL CLAIMS EXAMINING	1	5	...	4	15	1	25	...	3,670	...	1
WOMEN	...	3	...	3	10	1	13	...	2,788	...	1
0991 A WORKERS' COMPENSATION CLAIMS EXAMINING	5	...
WOMEN	5	...
0992 T LOSS AND DAMAGE CLAIMS EXAMINING	1
WOMEN
0993 A RAILROAD RETIREMENT CLAIMS EXAMINING	8	...	246
WOMEN	4	...	162
0994 T UNEMPLOYMENT COMPENSATION CLAIMS EXAMINING	44
WOMEN	29
0995 T DEPENDENTS AND ESTATES CLAIMS EXAMINING
WOMEN
0996 A VETERANS CLAIMS EXAMINING	3,428
WOMEN	1,642
0998 C CLAIMS CLERICAL	1,039	4,826	...	12
WOMEN	687	4,142	...	7
0999 O LEGAL OCCUPATIONS STUDENT TRAINEE	...	3	1	2	2
WOMEN	...	2	1	1	2
0900 LEGAL AND KINDRED	449	976	610	225	6,804	1,026	860	129	291	99	25,170	83	6,427
WOMEN	223	561	293	126	3,370	480	442	59	230	49	19,424	30	3,241
1001 * GENERAL ARTS AND INFORMATION	2	24	25	15	19	11	...	27	...	21	11	...	1,579
WOMEN	1	16	14	13	11	7	...	22	...	15	8	...	698
1008 A INTERIOR DESIGN	...	1	87	29	2
WOMEN	...	1	75	25	2
1010 T EXHIBITS SPECIALIST	3	149
WOMEN	33
1015 P MUSEUM CURATOR	...	2	132
WOMEN	...	2	59
1016 T MUSEUM SPECIALIST AND TECHNICIAN	...	1	521
WOMEN	287
1020 T ILLUSTRATING	...	5	1	...	44	1	1	9
WOMEN	21	1	4
1021 C OFFICE DRAFTING	2
WOMEN
1035 A PUBLIC AFFAIRS	14	70	113	29	108	131	4	13	3	114	62	100	333
WOMEN	7	33	62	14	73	76	...	7	2	64	33	91	206
1040 A LANGUAGE SPECIALIST	1	32	...	13
WOMEN	1	16	...	10
1046 C LANGUAGE CLERICAL	1	7
WOMEN	1	7
1051 A MUSIC SPECIALIST	...	1	2	5
WOMEN
1054 A THEATER SPECIALIST
WOMEN
1056 A ART SPECIALIST	5
WOMEN	3
1060 T PHOTOGRAPHY	...	10	1	1	125	1	20	1	25	98
WOMEN	...	1	24	8	1	14	37

100

1/P = PROFESSIONAL, A = ADMINISTRATIVE, T = TECHNICAL, C = CLERICAL, O = OTHER, * = SPLIT OCCUPATIONAL CATEGORY

TABLE W-E FULL-TIME CIVILIAN WHITE-COLLAR EMPLOYMENT BY OCCUPATION, GENDER, AND SELECTED AGENCY, ALL AREAS, SEPTEMBER 30, 1997

OCCUPATION		TOTAL ALL AGENCIES	STATE	TREASURY	ARMY	NAVY	AIR FORCE	DEFENSE LOGISTICS AGENCY	OTHER DEFENSE	JUSTICE	INTERIOR	AGRICULTURE	COMMERCE	LABOR	HEALTH AND HUMAN SERVICES
CODES 1/ TITLES															
1071	A AUDIOVISUAL PRODUCTION	1,161	5	32	230	125	167	8	44	21	40	29	3	8	46
	WOMEN	238	...	4	34	18	24	2	11	2	13	9	...	3	11
1082	A WRITING AND EDITING	1,533	17	48	281	131	116	6	67	61	103	123	56	8	134
	WOMEN	1,087	14	38	203	88	84	5	47	49	77	88	36	6	110
1083	A TECHNICAL WRITING AND EDITING	1,220	380	285	142	14	6	9	102	32	14	2	78
	WOMEN	719	185	191	60	13	4	4	72	22	7	1	60
1084	A VISUAL INFORMATION	1,907	7	65	472	262	186	28	47	56	131	104	36	16	125
	WOMEN	858	5	33	170	137	59	11	23	23	69	59	15	10	77
1087	* EDITORIAL ASSISTANCE	806	1	9	173	117	189	9	7	6	96	48	27	3	55
	WOMEN	746	...	8	159	106	179	9	5	5	93	43	25	3	50
1099	O INFORMATION AND ARTS STUDENT TRAINEE	25	4	2	5	2	3
	WOMEN	16	3	1	2	2	2
1000	INFORMATION AND ARTS	18,639	162	435	3,459	1,770	1,852	148	338	895	1,299	1,459	271	94	902
	WOMEN	9,650	108	240	1,518	902	812	77	167	480	729	1,006	155	55	612
1101	* GENERAL BUSINESS AND INDUSTRY	20,082	7	609	889	1,623	2,218	1,290	367	176	620	4,387	900	45	450
	WOMEN	11,006	4	375	405	403	901	288	136	82	396	3,772	419	30	324
1102	P CONTRACTING	28,210	101	506	5,268	4,257	4,969	4,630	634	663	578	561	202	58	684
	WOMEN	16,666	58	314	3,234	2,484	2,805	2,579	391	348	363	340	124	32	443
1103	A INDUSTRIAL PROPERTY MANAGEMENT	694	1	...	95	78	48	374	2	5	1	5	10
	WOMEN	308	28	31	23	177	...	1	2	5
1104	A PROPERTY DISPOSAL	962	2	3	31	21	3	683	...	2	13	19	1	...	8
	WOMEN	465	1	1	8	6	...	319	4	13	1	...	3
1105	T PURCHASING	4,916	...	65	682	1,264	455	40	57	73	339	459	43	19	238
	WOMEN	3,924	...	51	559	1,031	358	32	47	57	289	402	38	17	188
1106	* PROCUREMENT CLERICAL AND TECHNICIAN	5,410	3	41	923	1,041	765	1,518	89	29	126	177	20	13	103
	WOMEN	4,737	3	37	817	895	688	1,320	76	27	107	163	18	11	92
1107	* PROPERTY DISPOSAL CLERICAL AND TECHNICIAN	427	...	5	4	7	2	345	7	9	1	...	1
	WOMEN	317	...	5	1	3	1	264	3	4	1
1130	A PUBLIC UTILITIES SPECIALIST	680	10	7	5	6	5	1	8	64
	WOMEN	294	4	1	5	4	2	5
1140	A TRADE SPECIALIST	668	3	1	1	6	602
	WOMEN	277	1	3	256
1144	A COMMISSARY MANAGEMENT	1,462	1,462
	WOMEN	359	359
1145	A AGRICULTURAL PROGRAM SPECIALIST	339	339
	WOMEN	122	122
1146	A AGRICULTURAL MARKETING	551	551
	WOMEN	207	207
1147	A AGRICULTURAL MARKET REPORTING	171	171
	WOMEN	47	47
1150	A INDUSTRIAL SPECIALIST	1,718	...	6	250	307	81	865	13	64	4	26	18
	WOMEN	339	...	2	45	32	18	195	1	17	...	2	6
1152	T PRODUCTION CONTROL	4,905	...	4	661	1,678	2,345	55	1	14	9	1	2	...	2
	WOMEN	1,260	212	359	619	30	1	4	4	...	1
1160	A FINANCIAL ANALYSIS	1,446	...	91	2	2	1	297	13	28	6	1	17
	WOMEN	622	...	34	1	1	1	180	5	9	1	1	3
1161	A CROP INSURANCE ADMINISTRATION	1	1
	WOMEN	1	1
1162	A CROP INSURANCE UNDERWRITING	75	75
	WOMEN	15	15
1163	A INSURANCE EXAMINING	60	1	...	26
	WOMEN	13	5
1165	A LOAN SPECIALIST	4,269	23	2,401	15	...	1
	WOMEN	1,894	12	1,024	6
1169	A INTERNAL REVENUE OFFICER	7,352	...	7,352
	WOMEN	3,510	...	3,510
1170	A REALTY	3,185	7	6	815	123	213	...	1	19	760	179	18	...	33
	WOMEN	1,569	3	4	370	53	122	...	1	7	371	106	11	...	23
1171	A APPRAISING	847	1	63	128	12	3	133	144
	WOMEN	181	...	21	21	1	31	23
1173	A HOUSING MANAGEMENT	2,487	502	1,035	796	3	1	...	20	2	9
	WOMEN	1,501	280	638	472	3	17	2	3
1176	A BUILDING MANAGEMENT	1,246	149	12	24	3	7	...	73	7	12	8	8	4	4
	WOMEN	323	5	1	6	2	2	...	27	...	3	3	3	3	4
1199	O BUSINESS AND INDUSTRY STUDENT TRAINEE	68	...	1	5	16	5	3	1	2	4	11	7	...	3
	WOMEN	43	4	8	3	3	1	...	4	6	3	...	3

1/P = PROFESSIONAL, A = ADMINISTRATIVE, T = TECHNICAL, C = CLERICAL, O = OTHER, * = SPLIT OCCUPATIONAL CATEGORY

TABLE W-E FULL-TIME CIVILIAN WHITE-COLLAR EMPLOYMENT BY OCCUPATION, GENDER, AND SELECTED AGENCY, ALL AREAS, SEPTEMBER 30, 1997 -- CONTINUED

OCCUPATION	HOUSING AND URBAN DEVELOPMENT	TRANSPORTATION	ENERGY	EDUCATION	VETERANS AFFAIRS	ENVIRONMENTAL PROTECTION AGENCY	FEDERAL DEPOSIT INSURANCE CORPORATION	GENERAL SERVICES ADMINISTRATION	OFFICE OF PERSONNEL MANAGEMENT	NATIONAL AERONAUTICS SPACE ADMINISTRATION	SOCIAL SECURITY ADMINISTRATION	TENNESSEE VALLEY AUTHORITY	ALL OTHER AGENCIES
1071 A AUDIOVISUAL PRODUCTION	3	11	2	1	106	3	...	4	...	15	22	...	236
WOMEN	1	2	1	...	9	1	...	1	...	1	6	...	85
1082 A WRITING AND EDITING	3	27	7	17	9	15	10	4	2	9	19	...	260
WOMEN	2	24	7	11	5	10	6	...	1	7	18	...	151
1083 A TECHNICAL WRITING AND EDITING	...	37	7	...	10	7	...	6	...	13	1	2	73
WOMEN	...	29	6	...	5	4	...	1	...	9	...	1	45
1084 A VISUAL INFORMATION	4	24	25	6	98	12	8	20	2	22	17	...	134
WOMEN	2	9	8	4	42	5	4	12	...	9	6	...	66
1087 * EDITORIAL ASSISTANCE	2	4	2	...	18	3	2	2	5	...	28
WOMEN	1	4	2	...	17	3	2	2	5	...	25
1099 O INFORMATION AND ARTS STUDENT TRAINEE	2	1	6
WOMEN	1	1	4
1000 INFORMATION AND ARTS	28	217	183	69	633	184	24	105	7	218	170	127	3,590
WOMEN	14	121	100	42	285	106	12	68	3	117	93	106	1,722
1101 * GENERAL BUSINESS AND INDUSTRY	2,977	34	335	377	395	124	66	419	...	28	3	1	1,742
WOMEN	1,697	18	147	204	140	92	20	213	...	15	...	1	924
1102 P CONTRACTING	130	656	505	51	727	318	101	1,224	19	681	89	6	592
WOMEN	76	420	248	34	484	191	61	865	11	376	60	6	319
1103 A INDUSTRIAL PROPERTY MANAGEMENT	...	5	41	2	26	1
WOMEN	...	3	20	18
1104 A PROPERTY DISPOSAL	...	16	1	...	1	147	1	10
WOMEN	...	11	91	...	7
1105 T PURCHASING	5	70	16	...	809	21	22	104	2	28	11	20	74
WOMEN	5	61	14	...	550	19	19	85	1	24	10	13	54
1106 * PROCUREMENT CLERICAL AND TECHNICIAN	13	34	47	4	80	15	2	138	1	42	7	...	179
WOMEN	13	28	44	4	59	13	2	117	1	40	6	...	156
1107 * PROPERTY DISPOSAL CLERICAL AND TECHNICIAN	...	2	37	...	2	5
WOMEN	...	2	28	...	2	3
1130 A PUBLIC UTILITIES SPECIALIST	...	1	508	...	4	1	...	16	25	19
WOMEN	...	1	250	...	1	9	7	5
1140 A TRADE SPECIALIST	...	16	2	37
WOMEN	...	5	12
1144 A COMMISSARY MANAGEMENT
WOMEN
1145 A AGRICULTURAL PROGRAM SPECIALIST
WOMEN
1146 A AGRICULTURAL MARKETING
WOMEN
1147 A AGRICULTURAL MARKET REPORTING
WOMEN
1150 A INDUSTRIAL SPECIALIST	...	8	35	6	...	2	33
WOMEN	...	2	8	2	9
1152 T PRODUCTION CONTROL	...	22	1	50	...	56	4
WOMEN	...	14	1	12	3
1160 A FINANCIAL ANALYSIS	236	34	42	24	11	21	394	4	42	180
WOMEN	127	14	14	12	3	6	121	2	27	60
1161 A CROP INSURANCE ADMINISTRATION
WOMEN
1162 A CROP INSURANCE UNDERWRITING
WOMEN
1163 A INSURANCE EXAMINING	2	11	1	19
WOMEN	1	1	6
1165 A LOAN SPECIALIST	156	1	...	5	677	990
WOMEN	84	1	...	3	398	366
1169 A INTERNAL REVENUE OFFICER
WOMEN
1170 A REALTY	54	172	56	2	174	4	4	533	...	5	7
WOMEN	25	67	31	...	66	1	1	301	...	4	2
1171 A APPRAISING	124	2	3	...	191	22	21	...
WOMEN	28	1	46	6	3	...
1173 A HOUSING MANAGEMENT	81	35	1	2
WOMEN	63	21	1	1
1176 A BUILDING MANAGEMENT	...	5	12	...	4	5	1	844	6	4	36	...	18
WOMEN	...	4	1	2	...	247	...	2	4	...	4
1199 O BUSINESS AND INDUSTRY STUDENT TRAINEE	2	6	...	1	1
WOMEN	5	...	1

1/P = PROFESSIONAL, A = ADMINISTRATIVE, T = TECHNICAL, C = CLERICAL, O = OTHER, * = SPLIT OCCUPATIONAL CATEGORY

TABLE W-E FULL-TIME CIVILIAN WHITE-COLLAR EMPLOYMENT BY OCCUPATION, GENDER, AND SELECTED AGENCY, ALL AREAS, SEPTEMBER 30, 1997

OCCUPATION CODES 1/ TITLES	TOTAL ALL AGENCIES	STATE	TREASURY	ARMY	NAVY	AIR FORCE	DEFENSE LOGISTICS AGENCY	OTHER DEFENSE	JUSTICE	INTERIOR	AGRICULTURE	COMMERCE	LABOR	HEALTH AND HUMAN SERVICES
1100 BUSINESS AND INDUSTRY	92,231	271	8,764	10,292	11,475	11,913	9,838	2,706	1,356	2,671	9,617	1,843	147	1,563
WOMEN	50,000	74	4,355	5,995	5,947	6,018	5,219	1,040	724	1,612	6,267	887	98	1,092
1202 T PATENT TECHNICIAN	14	1	12
WOMEN	12	1	10
1210 A COPYRIGHT	177
WOMEN	104
1211 T COPYRIGHT TECHNICIAN	64
WOMEN	26
1220 P PATENT ADMINISTRATION	78	78
WOMEN	15	15
1221 P PATENT ADVISER	28	5	2	4	9	5
WOMEN	11	6	3
1222 P PATENT ATTORNEY	211	23	48	16	12	1	2	59	...	1
WOMEN	25	1	1	1	2	8
1223 P PATENT CLASSIFYING	70	70
WOMEN	14	14
1224 P PATENT EXAMINING	2,269	2,269
WOMEN	504	504
1226 P DESIGN PATENT EXAMINING	50	50
WOMEN	29	29
1299 O COPYRIGHT AND PATENT STUDENT TRAINEE
WOMEN
1200 COPYRIGHT, PATENT, AND TRADE-MARK	2,961	29	50	20	12	1	11	2,538	...	6
WOMEN	740	2	1	1	2	...	6	580	...	3
1301 P GENERAL PHYSICAL SCIENCE	6,454	54	13	925	423	307	5	104	20	398	114	564	12	74
WOMEN	1,462	11	4	168	84	60	2	10	4	72	27	104	1	16
1306 P HEALTH PHYSICS	790	85	207	7	4	4	...	1	6	9	...	29
WOMEN	152	15	43	2	3	1	...	9
1310 P PHYSICS	2,944	3	399	1,315	302	1	18	1	3	9	461	6	106	
WOMEN	207	21	93	16	...	2	31	...	8	
1311 T PHYSICAL SCIENCE TECHNICIAN	2,413	...	11	249	808	86	10	1	39	277	328	156	31	66
WOMEN	701	...	5	91	160	21	4	...	9	87	156	36	17	26
1313 P GEOPHYSICS	433	17	68	19	...	2	...	278	...	21	...	2
WOMEN	40	2	3	2	30	...	2
1315 P HYDROLOGY	2,555	44	10	13	1,772	365	274	...	1
WOMEN	448	7	298	93	38
1316 T HYDROLOGIC TECHNICIAN	1,491	121	1,139	204	10
WOMEN	232	27	145	53	7
1320 P CHEMISTRY	6,348	...	216	731	598	276	37	25	257	239	665	308	48	1,821
WOMEN	1,756	...	55	170	161	54	8	6	82	59	171	68	6	608
1321 P METALLURGY	157	...	2	32	55	8	1	1	...	26
WOMEN	16	...	1	5	1	1	3
1330 P ASTRONOMY AND SPACE SCIENCE	452	119	10	9
WOMEN	35	10	1
1340 P METEOROLOGY	2,929	56	93	135	14	32	2,558
WOMEN	252	4	9	10	1	1	223
1341 T METEOROLOGICAL TECHNICIAN	1,070	64	62	156	4	779
WOMEN	99	5	3	6	2	81
1350 P GEOLOGY	1,829	...	4	275	27	16	3	1,107	190	3	2	13
WOMEN	347	...	2	55	6	2	2	196	48	2
1360 P OCEANOGRAPHY	661	26	321	48	...	230
WOMEN	120	4	60	7	...	42
1361 A NAVIGATIONAL INFORMATION	132	3	3	9	16
WOMEN	34	1	1	5
1370 P CARTOGRAPHY	1,097	2	...	43	8	10	3	542	136	344
WOMEN	252	11	3	1	1	123	40	70
1371 T CARTOGRAPHIC TECHNICIAN	1,257	108	18	549	357	200	...	1
WOMEN	454	28	1	167	168	81
1372 P GEODESY	96	4	1	2	11	...	78
WOMEN	17	2	...	15
1373 P LAND SURVEYING	479	16	4	2	297	154
WOMEN	21	1	5	14
1374 T GEODETIC TECHNICIAN	60	15	3	1	...	41
WOMEN	18	18
1380 P FOREST PRODUCTS TECHNOLOGY	42	42
WOMEN	7	7

1/P = PROFESSIONAL, A = ADMINISTRATIVE, T = TECHNICAL, C = CLERICAL, O = OTHER, * = SPLIT OCCUPATIONAL CATEGORY

TABLE W-E FULL-TIME CIVILIAN WHITE-COLLAR EMPLOYMENT BY OCCUPATION, GENDER, AND SELECTED AGENCY, ALL AREAS, SEPTEMBER 30, 1997 -- CONTINUED

OCCUPATION	HOUSING AND URBAN DEVELOPMENT	TRANSPORTATION	ENERGY	EDUCATION	VETERANS AFFAIRS	ENVIRONMENTAL PROTECTION AGENCY	FEDERAL DEPOSIT INSURANCE CORPORATION	GENERAL SERVICES ADMINISTRATION	OFFICE OF PERSONNEL MANAGEMENT	NATIONAL AERONAUTICS SPACE ADMINISTRATION	SOCIAL SECURITY ADMINISTRATION	TENNESSEE VALLEY AUTHORITY	ALL OTHER AGENCIES
CODES 1/ TITLES													
1100 BUSINESS AND INDUSTRY	3,778	1,124	1,606	463	3,074	511	591	3,494	29	883	146	173	3,903
WOMEN	2,119	674	780	257	1,748	324	224	1,969	13	503	80	57	1,924
1202 T PATENT TECHNICIAN	1
WOMEN	1
1210 A COPYRIGHT	177
WOMEN	104
1211 T COPYRIGHT TECHNICIAN	64
WOMEN	26
1220 P PATENT ADMINISTRATION
WOMEN
1221 P PATENT ADVISER	1	2
WOMEN	1	1
1222 P PATENT ATTORNEY	...	1	31	1	16
WOMEN	7	5
1223 P PATENT CLASSIFYING
WOMEN
1224 P PATENT EXAMINING
WOMEN
1226 P DESIGN PATENT EXAMINING
WOMEN
1299 O COPYRIGHT AND PATENT STUDENT TRAINEE
WOMEN
1200 COPYRIGHT, PATENT, AND TRADE-MARK	...	1	32	1	19	241
WOMEN	8	7	130
1301 P GENERAL PHYSICAL SCIENCE	2	27	828	...	2	1,812	...	1	...	449	...	53	267
WOMEN	...	7	160	596	70	...	13	53
1306 P HEALTH PHYSICS	...	4	86	...	77	28	2	...	27	214
WOMEN	16	...	11	2	1	...	2	47
1310 P PHYSICS	...	3	68	...	27	9	178	35
WOMEN	4	...	4	21	6
1311 T PHYSICAL SCIENCE TECHNICIAN	...	3	32	...	20	65	28	...	195	8
WOMEN	5	...	8	23	5	...	47	1
1313 P GEOPHYSICS	2	1	16	7
WOMEN	1
1315 P HYDROLOGY	59	17
WOMEN	11	1
1316 T HYDROLOGIC TECHNICIAN	17
WOMEN
1320 P CHEMISTRY	...	31	97	...	232	603	...	18	...	8	...	87	51
WOMEN	...	8	26	...	50	180	...	5	...	3	...	22	14
1321 P METALLURGY	11	15	6
WOMEN	4	1
1330 P ASTRONOMY AND SPACE SCIENCE	268	46
WOMEN	20	4
1340 P METEOROLOGY	...	3	4	4	20	...	4	6
WOMEN	1	2	1
1341 T METEOROLOGICAL TECHNICIAN	...	3	1	1
WOMEN	...	1	1
1350 P GEOLOGY	...	5	25	115	1	43
WOMEN	7	21	6
1360 P OCEANOGRAPHY	...	4	8	13	11
WOMEN	...	1	1	2	3
1361 A NAVIGATIONAL INFORMATION	...	101
WOMEN	...	27
1370 P CARTOGRAPHY	...	6	1	2
WOMEN	...	1	2
1371 T CARTOGRAPHIC TECHNICIAN	...	23	1
WOMEN	...	8	1
1372 P GEODESY
WOMEN
1373 P LAND SURVEYING	...	1	5
WOMEN	1
1374 T GEODETIC TECHNICIAN
WOMEN
1380 P FOREST PRODUCTS TECHNOLOGY
WOMEN

1/P = PROFESSIONAL, A = ADMINISTRATIVE, T = TECHNICAL, C = CLERICAL, O = OTHER, * = SPLIT OCCUPATIONAL CATEGORY

TABLE W-E FULL-TIME CIVILIAN WHITE-COLLAR EMPLOYMENT BY OCCUPATION, GENDER, AND SELECTED AGENCY, ALL AREAS, SEPTEMBER 30, 1997

OCCUPATION	TOTAL ALL AGENCIES	STATE	TREASURY	ARMY	NAVY	AIR FORCE	DEFENSE LOGISTICS AGENCY	OTHER DEFENSE	JUSTICE	INTERIOR	AGRICULTURE	COMMERCE	LABOR	HEALTH AND HUMAN SERVICES
CODES 1/ TITLES														
1382 P FOOD TECHNOLOGY	217	27	10	151	10	...	19
WOMEN	65	13	4	40	4	...	4
1384 P TEXTILE TECHNOLOGY	82	...	22	18	22	1	8	7
WOMEN	44	...	18	9	8	1	3	2
1386 P PHOTOGRAPHIC TECHNOLOGY	31	...	1	5	4	6	11	1	...	1
WOMEN	1	1
1397 A DOCUMENT ANALYSIS	120	...	59	1	4	55
WOMEN	48	...	19	29
1399 O PHYSICAL SCIENCE STUDENT TRAINEE	133	...	4	9	7	1	1	76	11	15	...	3
WOMEN	43	...	2	4	2	23	8	1	...	1
1300 PHYSICAL SCIENCES	34,272	56	335	3,273	4,180	1,366	78	154	388	6,754	2,775	6,113	99	2,135
WOMEN	6,871	11	106	639	649	175	22	20	127	1,215	834	833	24	672
1410 P LIBRARIAN	2,747	12	24	371	183	214	12	11	48	55	71	51	4	142
WOMEN	1,848	10	18	262	141	151	10	9	36	42	53	45	4	121
1411 T LIBRARY TECHNICIAN	2,787	7	17	453	361	411	15	64	25	69	75	87	2	114
WOMEN	2,098	5	15	370	290	359	14	46	20	55	67	69	1	79
1412 A TECHNICAL INFORMATION SERVICES	1,218	68	6	67	71	76	112	16	157	31	54	75	14	235
WOMEN	857	46	4	51	51	47	73	10	124	21	38	56	8	181
1420 P ARCHIVIST	489	...	1	15	13	11	...	1	1	12	...	1
WOMEN	184	6	8	4	1	9	...	1
1421 * ARCHIVES TECHNICIAN	1,167	3	2	22	13	12	51	13	...	6
WOMEN	661	1	1	18	12	8	43	8	...	1
1499 O LIBRARY AND ARCHIVES STUDENT TRAINEE	4	2	1
WOMEN	2	1	1
1400 LIBRARY AND ARCHIVES	8,412	90	50	928	641	726	139	92	282	181	200	220	20	491
WOMEN	5,650	62	38	707	502	570	97	65	224	136	158	172	13	381
1510 P ACTUARY	195	...	27	1	3	7	3	...	5	28
WOMEN	51	...	6	2	1	5
1515 P OPERATIONS RESEARCH	3,374	...	98	1,554	616	341	72	214	21	11	41	25	8	43
WOMEN	812	...	32	381	153	88	16	38	3	2	9	7	2	17
1520 P MATHEMATICS	1,575	...	1	249	773	177	...	10	1	14	22	74	...	20
WOMEN	479	59	267	39	...	5	...	4	7	17	...	6
1521 T MATHEMATICS TECHNICIAN	19	5	10	3
WOMEN	17	5	9	2
1529 P MATHEMATICAL STATISTICIAN	1,097	...	26	30	28	11	2	5	5	7	139	292	96	318
WOMEN	350	...	11	9	7	3	1	...	2	...	31	99	39	98
1530 P STATISTICIAN	2,599	...	61	61	41	12	2	11	51	32	571	1,046	73	344
WOMEN	1,061	...	20	25	10	4	...	2	20	7	132	525	32	164
1531 * STATISTICAL ASSISTANT	1,205	...	19	83	16	14	...	6	69	34	208	585	55	46
WOMEN	1,059	...	14	72	14	11	...	5	56	26	198	522	46	42
1540 P CRYPTOGRAPHY
WOMEN
1541 T CRYPTANALYSIS	22	22
WOMEN	14	14
1550 P COMPUTER SCIENCE	3,204	...	40	319	1,544	389	5	220	23	53	20	292	1	63
WOMEN	988	...	9	107	491	128	...	74	10	8	3	82	...	13
1599 O MATHEMATICS AND STATISTICS STUDENT TRAINEE	47	4	15	3	...	4	...	2	10	3	...	1
WOMEN	16	2	7	1	...	1	...	3
1500 MATHEMATICS AND STATISTICS	13,337	...	272	2,305	3,043	951	84	477	192	153	1,014	2,317	238	863
WOMEN	4,847	...	92	660	958	276	17	127	105	47	384	1,252	119	345
1601 A GENERAL FACILITIES AND EQUIPMENT	2,640	...	1	729	903	593	13	8	111	51	3	10
WOMEN	374	131	41	138	...	1	7	11
1630 A CEMETERY ADMINISTRATION	112	6
WOMEN	18	1
1640 A FACILITY MANAGEMENT	1,673	...	9	298	198	160	12	15	149	292	30	17	3	21
WOMEN	127	19	19	11	...	1	10	15	1	8	...	3
1654 A PRINTING MANAGEMENT	1,247	11	76	67	24	27	266	3	30	24	31	56	13	53
WOMEN	462	5	22	30	15	7	104	1	8	11	16	25	6	22
1658 A LAUNDRY AND DRY CLEANING PLANT MANAGEMENT	159	12	2	3	84
WOMEN	19	2	1	10
1667 A STEWARD	314	...	1	19	1	37	...	2	247
WOMEN	35	4	...	5	...	2	24
1670 * EQUIPMENT SPECIALIST	7,498	7	27	2,115	1,912	2,343	687	8	7	24	41	16	...	20
WOMEN	745	...	1	195	214	195	109	2	4	1	...	2

1/P = PROFESSIONAL, A = ADMINISTRATIVE, T = TECHNICAL, C = CLERICAL, O = OTHER, * = SPLIT OCCUPATIONAL CATEGORY

TABLE W-E FULL-TIME CIVILIAN WHITE-COLLAR EMPLOYMENT BY OCCUPATION, GENDER, AND SELECTED AGENCY, ALL AREAS, SEPTEMBER 30, 1997 -- CONTINUED

OCCUPATION	HOUSING AND URBAN DEVELOPMENT	TRANSPORTATION	ENERGY	EDUCATION	VETERANS AFFAIRS	ENVIRONMENTAL PROTECTION AGENCY	FEDERAL DEPOSIT INSURANCE CORPORATION	GENERAL SERVICES ADMINISTRATION	OFFICE OF PERSONNEL MANAGEMENT	NATIONAL AERONAUTICS SPACE ADMINISTRATION	SOCIAL SECURITY ADMINISTRATION	TENNESSEE VALLEY AUTHORITY	ALL OTHER AGENCIES
CODES 1/ TITLES													
1382 P FOOD TECHNOLOGY
WOMEN
1384 P TEXTILE TECHNOLOGY	...	1	1	2
WOMEN	1	2
1386 P PHOTOGRAPHIC TECHNOLOGY	2
WOMEN
1397 A DOCUMENT ANALYSIS	1
WOMEN
1399 O PHYSICAL SCIENCE STUDENT TRAINEE	1	5
WOMEN	2
1300 PHYSICAL SCIENCES	2	215	1,162	...	359	2,711	...	20	...	984	...	382	731
WOMEN	...	53	222	...	73	838	...	6	...	124	...	88	140
1410 P LIBRARIAN	...	21	5	2	240	3	9	4	1	10	6	18	1,230
WOMEN	...	15	3	...	178	3	7	3	...	8	2	14	713
1411 T LIBRARY TECHNICIAN	...	15	5	...	171	2	8	3	...	2	6	...	875
WOMEN	...	15	5	...	145	1	7	1	...	2	4	...	528
1412 A TECHNICAL INFORMATION SERVICES	...	12	30	4	4	21	1	1	...	24	6	...	133
WOMEN	...	8	25	2	3	14	18	6	...	71
1420 P ARCHIVIST	1	433
WOMEN	155
1421 * ARCHIVES TECHNICIAN	2	1,043
WOMEN	569
1499 O LIBRARY AND ARCHIVES STUDENT TRAINEE	1
WOMEN
1400 LIBRARY AND ARCHIVES	...	48	40	6	417	27	18	8	1	36	18	18	3,715
WOMEN	...	38	33	2	326	18	14	4	...	28	12	14	2,036
1510 P ACTUARY	1	...	1	...	5	10	...	30	...	74
WOMEN	2	3	...	7	...	25
1515 P OPERATIONS RESEARCH	...	165	86	2	4	16	...	11	...	7	17	...	22
WOMEN	...	28	21	...	2	1	...	2	...	1	4	...	5
1520 P MATHEMATICS	1	41	15	...	1	3	151	...	2	20
WOMEN	...	14	9	...	1	2	44	5
1521 T MATHEMATICS TECHNICIAN	1
WOMEN	1
1529 P MATHEMATICAL STATISTICIAN	...	18	36	14	21	30	1	1	9	...	8
WOMEN	...	10	15	6	7	7	3	...	2
1530 P STATISTICIAN	1	14	37	68	51	46	8	1	12	2	54
WOMEN	1	2	15	32	20	16	2	...	4	2	26
1531 * STATISTICAL ASSISTANT	1	2	1	2	35	2	1	5	6	...	15
WOMEN	1	1	1	2	26	2	4	...	4	...	11
1540 P CRYPTOGRAPHY
WOMEN
1541 T CRYPTANALYSIS
WOMEN
1550 P COMPUTER SCIENCE	...	114	7	...	5	3	83	1	...	22
WOMEN	...	36	2	2	21	2
1599 O MATHEMATICS AND STATISTICS STUDENT TRAINEE	...	5
WOMEN	...	2
1500 MATHEMATICS AND STATISTICS	4	359	183	86	122	100	...	12	24	244	75	4	215
WOMEN	2	93	63	40	58	30	...	3	9	67	22	2	76
1601 A GENERAL FACILITIES AND EQUIPMENT	...	3	55	...	19	1	1	12	...	71	5	37	14
WOMEN	...	1	7	...	6	...	1	7	...	2	4	14	3
1630 A CEMETERY ADMINISTRATION	69	37
WOMEN	17
1640 A FACILITY MANAGEMENT	...	14	7	...	8	8	...	1	...	12	11	340	68
WOMEN	...	2	1	2	5	22	8
1654 A PRINTING MANAGEMENT	10	21	14	1	12	8	...	21	4	16	16	...	443
WOMEN	5	9	4	...	1	4	...	8	2	7	8	...	142
1658 A LAUNDRY AND DRY CLEANING PLANT MANAGEMENT	58
WOMEN	6
1667 A STEWARD	7
WOMEN
1670 * EQUIPMENT SPECIALIST	...	90	11	...	15	141	...	18	4	...	12
WOMEN	...	3	4	...	3	10	...	2

1/P = PROFESSIONAL, A = ADMINISTRATIVE, T = TECHNICAL, C = CLERICAL, O = OTHER, * = SPLIT OCCUPATIONAL CATEGORY

TABLE W-E FULL-TIME CIVILIAN WHITE-COLLAR EMPLOYMENT BY OCCUPATION, GENDER, AND SELECTED AGENCY, ALL AREAS, SEPTEMBER 30, 1997

OCCUPATION	TOTAL ALL AGENCIES	STATE	TREASURY	ARMY	NAVY	AIR FORCE	DEFENSE LOGISTICS AGENCY	OTHER DEFENSE	JUSTICE	INTERIOR	AGRICULTURE	COMMERCE	LABOR	HEALTH AND HUMAN SERVICES
CODES 1/ TITLES														
1699 O EQUIPMENT AND FACILITIES MANAGEMENT STUDENT TRAINEE WOMEN	3	1	...	1	1
1600 EQUIPMENT, FACILITIES, AND SERVICES WOMEN	13,646 1,780	18 5	114 23	3,247 382	3,040 290	3,164 356	978 213	36 5	628 59	392 39	105 21	99 34	16 6	94 27
1701 P GENERAL EDUCATION AND TRAINING WOMEN	10,594 7,098	7 2	12 2	1,684 1,127	832 429	1,043 702	27 16	6,277 4,441	34 16	105 54	30 14	9 7	4 ...	116 75
1702 * EDUCATION AND TRAINING TECHNICIAN WOMEN	7,990 6,579	2 2	56 46	2,104 1,563	1,720 1,636	1,815 1,468	18 18	590 571	182 164	1,274 943	56 31	4 3	10 10	28 24
1710 P EDUCATION AND VOCATIONAL TRAINING WOMEN	5,433 3,731	3 2	21 12	70 57	402 95	13 8	6 4	2,328 1,983	508 248	1,787 1,227	110 45	...	2 1	7 6
1712 A TRAINING INSTRUCTION WOMEN	5,106 1,183	197 132	118 13	2,050 321	603 106	1,206 245	16 7	43 9	312 101	136 62	49 27	25 18	76 24	23 13
1715 A VOCATIONAL REHABILITATION WOMEN	574 142	1 ...	10 4	28 8	...
1720 P EDUCATION PROGRAM WOMEN	454 274	5 1	...	1 1	16 5	10 5	1 1	...	18 5	6 2	3 2
1725 P PUBLIC HEALTH EDUCATOR WOMEN	75 56	20 15	2 2	2 1	50 37
1730 P EDUCATION RESEARCH WOMEN	57 31
1740 P EDUCATION SERVICES WOMEN	1,255 610	1 1	14 10	622 289	179 77	291 138	...	65 56	19 8	25 12	31 13
1750 P INSTRUCTIONAL SYSTEMS WOMEN	1,570 710	35 23	...	536 272	314 120	425 142	6 4	98 60	7 2	10 6	1 1	4	6 5
1799 O EDUCATION STUDENT TRAINEE WOMEN	19 17	4 4	11 9	3 3	1 1
1700 EDUCATION WOMEN	33,127 20,431	250 163	221 83	7,067 3,630	4,090 2,487	4,816 2,719	74 50	9,401 7,120	1,083 545	3,356 2,313	281 134	45 32	120 43	230 160
1801 A GENERAL INSPECTION, INVESTIGATION, AND COMPLIANCE WOMEN	9,720 3,506	9 4	1,726 484	146 64	77 32	7 2	...	81 43	4,552 1,934	422 72	290 50	187 94	589 203	159 104
1802 * COMPLIANCE INSPECTION AND SUPPORT WOMEN	6,805 3,879	13 13	973 741	132 92	79 69	67 55	...	72 68	4,262 2,165	58 30	513 98	19 17	330 299	32 30
1810 A GENERAL INVESTIGATING WOMEN	2,742 1,140	1 ...	51 27	27 5	39 13	5 1	14 ...	1,293 395	33 7	1 ...	111 23	2 1
1811 A CRIMINAL INVESTIGATING WOMEN	34,576 4,957	50 9	10,203 1,597	148 12	892 135	238 23	26 4	350 55	20,048 2,567	229 21	390 98	115 21	140 29	324 67
1812 A GAME LAW ENFORCEMENT WOMEN	364 35	15 ...	4	229 24	...	116 11
1815 A AIR SAFETY INVESTIGATING WOMEN	91 8	2 ...	7 ...	1	2
1816 A IMMIGRATION INSPECTION WOMEN	4,554 1,093	4,554 1,093
1822 A MINE SAFETY AND HEALTH WOMEN	1,192 42	1,192 42	...
1825 A AVIATION SAFETY WOMEN	3,574 224	2	1
1831 A SECURITIES COMPLIANCE EXAMINING WOMEN	203 98
1850 A AGRICULTURAL COMMODITY WAREHOUSE EXAMINING WOMEN	72 8	72 8
1854 A ALCOHOL, TOBACCO, AND FIREARMS INSPECTION WOMEN	716 336	...	716 336
1862 T CONSUMER SAFETY INSPECTION WOMEN	173 87	14 4	...	159 83
1863 T FOOD INSPECTION WOMEN	6,696 2,025	1	6,695 2,025
1864 A PUBLIC HEALTH QUARANTINE INSPECTION WOMEN	31 17	31 17
1884 O CUSTOMS PATROL OFFICER WOMEN	19 2	...	19 2
1889 A IMPORT SPECIALIST WOMEN	1,253 668	...	1,248 667	5 1
1890 A CUSTOMS INSPECTION WOMEN	7,299 1,568	...	7,289 1,566	5 1	5 1
1894 A CUSTOMS ENTRY AND LIQUIDATING WOMEN	474 353	...	474 353

1/P = PROFESSIONAL, A = ADMINISTRATIVE, T = TECHNICAL, C = CLERICAL, O = OTHER, * = SPLIT OCCUPATIONAL CATEGORY

TABLE W-E FULL-TIME CIVILIAN WHITE-COLLAR EMPLOYMENT BY OCCUPATION, GENDER, AND SELECTED AGENCY, ALL AREAS, SEPTEMBER 30, 1997 -- CONTINUED

OCCUPATION	HOUSING AND URBAN DEVELOPMENT	TRANSPORTATION	ENERGY	EDUCATION	VETERANS AFFAIRS	ENVIRONMENTAL PROTECTION AGENCY	FEDERAL DEPOSIT INSURANCE CORPORATION	GENERAL SERVICES ADMINISTRATION	OFFICE OF PERSONNEL MANAGEMENT	NATIONAL AERONAUTICS SPACE ADMINISTRATION	SOCIAL SECURITY ADMINISTRATION	TENNESSEE VALLEY AUTHORITY	ALL OTHER AGENCIES
1699 O EQUIPMENT AND FACILITIES MANAGEMENT STUDENT TRAINEE WOMEN
1600 EQUIPMENT, FACILITIES, AND SERVICES WOMEN	10 5	128 15	87 16	1 ...	181 33	17 4	1 1	175 25	4 2	117 13	36 17	377 36	581 153
1701 P GENERAL EDUCATION AND TRAINING WOMEN	5 3	24 17	13 5	10 5	107 52	2 2	...	3 2	5 2	13 4	...	12 9	220 112
1702 * EDUCATION AND TRAINING TECHNICIAN WOMEN	1 1	32 22	2 2	10 9	66 53	2 1	2 1	1 1	2 2	...	13 8
1710 P EDUCATION AND VOCATIONAL TRAINING WOMEN	...	120 18	10 7	1	3 2	42 16
1712 A TRAINING INSTRUCTION WOMEN	...	47 9	21 5	24 16	57 29	1	18 6	1 1	83 39
1715 A VOCATIONAL REHABILITATION WOMEN	535 130
1720 P EDUCATION PROGRAM WOMEN	...	1 1	...	368 236	6 5	17 8	2 2
1725 P PUBLIC HEALTH EDUCATOR WOMEN	1 1
1730 P EDUCATION RESEARCH WOMEN	56 31	1
1740 P EDUCATION SERVICES WOMEN	...	1 1	7 5
1750 P INSTRUCTIONAL SYSTEMS WOMEN	...	52 31	55 29	1 1	1	16 10
1799 O EDUCATION STUDENT TRAINEE WOMEN
1700 EDUCATION WOMEN	6 4	277 99	36 12	468 297	844 311	5 3	...	23 9	8 4	35 15	2 2	12 9	377 187
1801 A GENERAL INSPECTION, INVESTIGATION, AND COMPLIANCE WOMEN	2 2	768 235	39 5	...	329 56	3 1	3 ...	1	1 1	1 1	...	328 119
1802 * COMPLIANCE INSPECTION AND SUPPORT WOMEN	...	111 75	...	3 3	5 5	2 2	134 117
1810 A GENERAL INVESTIGATING WOMEN	...	13 11	2 ...	2 1	1 1	39 10	1	10 7	1,097 638
1811 A CRIMINAL INVESTIGATING WOMEN	159 44	177 42	44 13	77 26	99 15	242 55	39 8	111 15	10 1	50 11	210 47	...	205 42
1812 A GAME LAW ENFORCEMENT WOMEN
1815 A AIR SAFETY INVESTIGATING WOMEN	...	11 2	68 6
1816 A IMMIGRATION INSPECTION WOMEN
1822 A MINE SAFETY AND HEALTH WOMEN
1825 A AVIATION SAFETY WOMEN	...	3,570 224	1
1831 A SECURITIES COMPLIANCE EXAMINING WOMEN	203 98
1850 A AGRICULTURAL COMMODITY WAREHOUSE EXAMINING WOMEN
1854 A ALCOHOL, TOBACCO, AND FIREARMS INSPECTION WOMEN
1862 T CONSUMER SAFETY INSPECTION WOMEN
1863 T FOOD INSPECTION WOMEN
1864 A PUBLIC HEALTH QUARANTINE INSPECTION WOMEN
1884 O CUSTOMS PATROL OFFICER WOMEN
1889 A IMPORT SPECIALIST WOMEN
1890 A CUSTOMS INSPECTION WOMEN
1894 A CUSTOMS ENTRY AND LIQUIDATING WOMEN

1/P = PROFESSIONAL, A = ADMINISTRATIVE, T = TECHNICAL, C = CLERICAL, O = OTHER, * = SPLIT OCCUPATIONAL CATEGORY

108

TABLE W-E FULL-TIME CIVILIAN WHITE-COLLAR EMPLOYMENT BY OCCUPATION, GENDER, AND SELECTED AGENCY, ALL AREAS, SEPTEMBER 30, 1997

OCCUPATION	TOTAL ALL AGENCIES	STATE	TREASURY	ARMY	NAVY	AIR FORCE	DEFENSE LOGISTICS AGENCY	OTHER DEFENSE	JUSTICE	INTERIOR	AGRICULTURE	COMMERCE	LABOR	HEALTH AND HUMAN SERVICES
CODES 1/ TITLES														
1895 T CUSTOMS WAREHOUSE OFFICER
WOMEN
1896 O BORDER PATROL AGENT	6,819	6,819
WOMEN	303	303
1897 * CUSTOMS AID	969	...	961	1	7
WOMEN	645	...	638	1	6
1898 A ADMEASUREMENT	15
WOMEN	1
1899 O INVESTIGATION STUDENT TRAINEE	58	...	22	17	5	2	...	11	...
WOMEN	24	...	10	8	1	1	...	3	...
1800 INVESTIGATION	88,415	73	23,682	484	1,103	318	47	1,796	40,285	946	8,074	451	2,262	707
WOMEN	21,019	26	6,421	176	250	81	10	561	8,077	148	2,303	147	576	302
1910 A QUALITY ASSURANCE	8,873	2	22	1,385	1,128	1,178	4,495	3	87	17	21	3	...	16
WOMEN	1,216	1	6	221	129	90	667	...	11	8	4	1	...	11
1980 T AGRICULTURAL COMMODITY GRADING	1,956	1,956
WOMEN	571	571
1981 T AGRICULTURAL COMMODITY AID	174	174
WOMEN	67	67
1999 O QUALITY INSPECTION STUDENT TRAINEE	6	6
WOMEN	2	2
1900 QUALITY ASSURANCE, INSPECTION, AND GRADING	11,009	2	22	1,385	1,128	1,178	4,495	3	87	17	2,157	3	...	16
WOMEN	1,856	1	6	221	129	90	667	...	11	8	644	1	...	11
2001 * GENERAL SUPPLY	3,759	1	4	957	967	729	452	29	26	57	24	12	2	57
WOMEN	1,600	...	1	423	310	348	211	12	15	23	10	4	...	20
2003 A SUPPLY PROGRAM MANAGEMENT	4,744	18	8	1,437	1,235	704	636	42	37	27	24	10	10	27
WOMEN	2,033	10	5	591	587	231	302	11	19	15	8	3	4	7
2005 * SUPPLY CLERICAL AND TECHNICIAN	17,026	12	110	5,541	3,188	3,285	1,704	380	237	268	177	68	25	184
WOMEN	9,659	2	39	2,973	2,000	1,917	1,102	165	89	142	90	44	11	85
2010 A INVENTORY MANAGEMENT	5,764	23	52	1,122	947	1,857	843	39	106	8	2	30	1	64
WOMEN	3,436	7	30	639	540	1,217	535	9	49	1	2	14	1	32
2030 A DISTRIBUTION FACILITIES AND STORAGE MANAGEMENT	711	7	9	143	87	13	341	6	7	2	5	5	2	3
WOMEN	162	1	6	23	19	4	86	1	1	1	...	1
2032 A PACKAGING	293	1	2	63	33	77	109
WOMEN	90	15	9	29	37
2050 A SUPPLY CATALOGING	247	...	2	79	31	8	76	5	1	...	1
WOMEN	144	...	1	39	18	4	44	4	1	...	1
2091 C SALES STORE CLERICAL	1,847	17	8	6	...	1,510	...	1
WOMEN	1,654	13	5	4	...	1,348	...	1
2099 O SUPPLY STUDENT TRAINEE	11	...	1	...	6	...	1
WOMEN	9	...	1	...	4	...	1
2000 SUPPLY	34,402	62	188	9,359	6,502	6,679	4,162	2,011	413	363	232	126	40	336
WOMEN	18,787	20	83	4,716	3,492	3,754	2,318	1,550	173	182	110	67	16	146
2101 A TRANSPORTATION SPECIALIST	7,384	...	107	382	114	371	12	11	20	28	45	8	...	4
WOMEN	1,022	...	9	147	34	72	8	6	13	2	13	6	...	3
2102 * TRANSPORTATION CLERK AND ASSISTANT	4,540	13	11	1,279	1,089	968	531	62	40	14	41	17	...	41
WOMEN	3,183	9	8	897	837	552	389	42	25	12	28	14	...	39
2110 A TRANSPORTATION INDUSTRY ANALYSIS	103	1
WOMEN	37	1
2121 A RAILROAD SAFETY	387
WOMEN	21
2123 A MOTOR CARRIER SAFETY	265
WOMEN	77
2125 A HIGHWAY SAFETY	276	1
WOMEN	71	1
2130 A TRAFFIC MANAGEMENT	1,724	34	8	693	202	320	251	16	21	3	20	7	...	8
WOMEN	765	9	5	281	107	100	149	2	16	1	9	3	...	2
2131 * FREIGHT RATE	637	7	1	200	113	107	150	4	5	1	7	4	...	3
WOMEN	436	2	...	140	84	60	112	1	3	1	4	3	...	2
2135 T TRANSPORTATION LOSS AND DAMAGE CLAIMS EXAMINING	152	20	52	12	49	18
WOMEN	119	19	33	9	41	16
2144 T CARGO SCHEDULING	54	9	19	24	2
WOMEN	16	2	11	2	1
2150 A TRANSPORTATION OPERATIONS	1,111	2	...	55	243	170	2	54	4	7	50
WOMEN	270	5	48	34	1	17	1	...	17

1/P = PROFESSIONAL, A = ADMINISTRATIVE, T = TECHNICAL, C = CLERICAL, O = OTHER, * = SPLIT OCCUPATIONAL CATEGORY

109

TABLE W-E FULL-TIME CIVILIAN WHITE-COLLAR EMPLOYMENT BY OCCUPATION, GENDER, AND SELECTED AGENCY, ALL AREAS, SEPTEMBER 30, 1997 -- CONTINUED

OCCUPATION	HOUSING AND URBAN DEVELOPMENT	TRANSPORTATION	ENERGY	EDUCATION	VETERANS AFFAIRS	ENVIRONMENTAL PROTECTION AGENCY	FEDERAL DEPOSIT INSURANCE CORPORATION	GENERAL SERVICES ADMINISTRATION	OFFICE OF PERSONNEL MANAGEMENT	NATIONAL AERONAUTICS SPACE ADMINISTRATION	SOCIAL SECURITY ADMINISTRATION	TENNESSEE VALLEY AUTHORITY	ALL OTHER AGENCIES
CODES 1/ TITLES													
1895 T CUSTOMS WAREHOUSE OFFICER
WOMEN
1896 O BORDER PATROL AGENT
WOMEN
1897 * CUSTOMS AID
WOMEN
1898 A ADMEASUREMENT	...	2	13
WOMEN	1
1899 O INVESTIGATION STUDENT TRAINEE	1
WOMEN	1
1800 INVESTIGATION	161	4,652	86	82	434	284	43	114	20	51	211	...	2,049
WOMEN	46	589	18	30	77	66	8	17	8	12	48	...	1,022
1910 A QUALITY ASSURANCE	...	85	43	...	22	14	...	246	...	87	19
WOMEN	...	8	12	...	8	2	...	28	...	6	3
1980 T AGRICULTURAL COMMODITY GRADING
WOMEN
1981 T AGRICULTURAL COMMODITY AID
WOMEN
1999 O QUALITY INSPECTION STUDENT TRAINEE
WOMEN
1900 QUALITY ASSURANCE, INSPECTION, AND GRADING	...	85	43	...	22	14	...	246	...	87	19
WOMEN	...	8	12	...	8	2	...	28	...	6	3
2001 * GENERAL SUPPLY	...	79	24	...	106	10	...	139	...	16	30	...	38
WOMEN	...	53	10	...	51	5	...	69	...	6	18	...	11
2003 A SUPPLY PROGRAM MANAGEMENT	...	59	15	...	191	1	...	179	...	31	1	...	52
WOMEN	...	29	7	...	65	99	...	22	1	...	17
2005 * SUPPLY CLERICAL AND TECHNICIAN	1	83	15	...	1,212	14	2	150	3	5	31	...	331
WOMEN	...	48	9	...	600	6	2	102	2	2	16	...	213
2010 A INVENTORY MANAGEMENT	8	143	4	...	349	6	...	65	2	10	14	...	69
WOMEN	...	99	3	...	166	3	...	35	1	9	10	...	34
2030 A DISTRIBUTION FACILITIES AND STORAGE MANAGEMENT	...	8	3	...	12	1	...	17	...	5	10	...	25
WOMEN	...	2	1	4	...	2	3	...	7
2032 A PACKAGING	...	2	6
WOMEN
2050 A SUPPLY CATALOGING	...	26	2	16
WOMEN	...	17	2	13
2091 C SALES STORE CLERICAL	292	13
WOMEN	272	11
2099 O SUPPLY STUDENT TRAINEE	3
WOMEN	3
2000 SUPPLY	9	400	63	...	2,162	32	2	575	5	67	86	...	528
WOMEN	...	248	32	...	1,154	14	2	325	3	41	48	...	293
2101 A TRANSPORTATION SPECIALIST	...	6,119	22	50	...	12	2	4	73
WOMEN	...	643	3	35	...	4	...	3	21
2102 * TRANSPORTATION CLERK AND ASSISTANT	...	96	1	...	152	1	...	140	...	5	6	2	31
WOMEN	...	83	1	...	107	1	...	113	...	5	1	2	18
2110 A TRANSPORTATION INDUSTRY ANALYSIS	...	101	1
WOMEN	...	36
2121 A RAILROAD SAFETY	...	374	13
WOMEN	...	21
2123 A MOTOR CARRIER SAFETY	...	265
WOMEN	...	77
2125 A HIGHWAY SAFETY	...	272	3
WOMEN	...	69	1
2130 A TRAFFIC MANAGEMENT	...	26	9	...	1	2	...	60	...	20	23
WOMEN	...	18	5	30	...	10	18
2131 * FREIGHT RATE	...	9	2	1	...	4	...	4	3	...	12
WOMEN	...	7	1	1	...	1	...	3	3	...	8
2135 T TRANSPORTATION LOSS AND DAMAGE CLAIMS EXAMINING	1
WOMEN	1
2144 T CARGO SCHEDULING
WOMEN
2150 A TRANSPORTATION OPERATIONS	...	70	440	...	10	4
WOMEN	...	8	137	...	2

1/P = PROFESSIONAL, A = ADMINISTRATIVE, T = TECHNICAL, C = CLERICAL, O = OTHER, * = SPLIT OCCUPATIONAL CATEGORY

TABLE W-E FULL-TIME CIVILIAN WHITE-COLLAR EMPLOYMENT BY OCCUPATION, GENDER, AND SELECTED AGENCY, ALL AREAS, SEPTEMBER 30, 1997

OCCUPATION CODES 1/ TITLES	TOTAL ALL AGENCIES	STATE	TREASURY	ARMY	NAVY	AIR FORCE	DEFENSE LOGISTICS AGENCY	OTHER DEFENSE	JUSTICE	INTERIOR	AGRICULTURE	COMMERCE	LABOR	HEALTH AND HUMAN SERVICES
2151 C DISPATCHING	419	116	118	126	12	...	2	18	10	2	...	6
WOMEN	140	43	35	30	3	13	8	2	...	4
2152 A AIR TRAFFIC CONTROL	23,781	296	171	483
WOMEN	3,304	27	15	29
2154 T AIR TRAFFIC ASSISTANCE	501	45	3	138
WOMEN	121	11	...	19
2161 A MARINE CARGO	40	24	14
WOMEN	6	2	2
2181 T AIRCRAFT OPERATION	2,607	...	299	841	9	1,035	101	41	83	1
WOMEN	37	...	3	5	...	13	1	...	8
2183 T AIR NAVIGATION	302	302
WOMEN	5	5
2185 T AIRCREW TECHNICIAN	964	...	13	35	...	910	3
WOMEN	28	28
2199 O TRANSPORTATION STUDENT TRAINEE	18	...	1	3	1
WOMEN	8	...	1	2	1
2100 TRANSPORTATION	45,265	56	440	3,998	2,149	4,966	1,009	165	193	113	256	42	...	62
WOMEN	9,666	20	26	1,581	1,208	953	704	84	59	30	87	28	...	50
2299 UNSPECIFIED WHITE-COLLAR SERIES	317	15	1	4	2	8	1	5	1	2	6	2	...	3
WOMEN	131	2	1	2	1	1	...	3	1	1	3	1	...	2
2200 UNSPECIFIED	317	15	1	4	2	8	1	5	1	2	6	2	...	3
WOMEN	131	2	1	2	1	1	...	3	1	1	3	1	...	2

1/ P = PROFESSIONAL, A = ADMINISTRATIVE, T = TECHNICAL, C = CLERICAL, O = OTHER, * = SPLIT OCCUPATIONAL CATEGORY

TABLE W-E FULL-TIME CIVILIAN WHITE-COLLAR EMPLOYMENT BY OCCUPATION, GENDER, AND SELECTED AGENCY, ALL AREAS, SEPTEMBER 30, 1997 -- CONTINUED

OCCUPATION	HOUSING AND URBAN DEVELOPMENT	TRANSPORTATION	ENERGY	EDUCATION	VETERANS AFFAIRS	ENVIRONMENTAL PROTECTION AGENCY	FEDERAL DEPOSIT INSURANCE CORPORATION	GENERAL SERVICES ADMINISTRATION	OFFICE OF PERSONNEL MANAGEMENT	NATIONAL AERONAUTICS SPACE ADMINISTRATION	SOCIAL SECURITY ADMINISTRATION	TENNESSEE VALLEY AUTHORITY	ALL OTHER AGENCIES
CODES 1/ TITLES													
2151 C DISPATCHING	...	1	7	1
WOMEN	...	1	1
2152 A AIR TRAFFIC CONTROL	...	22,831
WOMEN	...	3,233
2154 T AIR TRAFFIC ASSISTANCE	...	315
WOMEN	...	91
2161 A MARINE CARGO	2
WOMEN	2
2181 T AIRCRAFT OPERATION	...	163	16	14	...	4	...
WOMEN	...	7
2183 T AIR NAVIGATION
WOMEN
2185 T AIRCREW TECHNICIAN	3
WOMEN
2199 O TRANSPORTATION STUDENT TRAINEE	...	13
WOMEN	...	4
2100 TRANSPORTATION	...	30,655	48	...	162	4	...	694	...	68	11	10	164
WOMEN	...	4,298	9	...	109	2	...	316	...	24	4	5	69
2299 UNSPECIFIED WHITE-COLLAR SERIES	1	1	...	1	11	8	...	200	45
WOMEN	1	1	4	91	16
2200 UNSPECIFIED	1	1	...	1	11	8	...	200	45
WOMEN	1	1	4	91	16

1/P = PROFESSIONAL, A = ADMINISTRATIVE, T = TECHNICAL, C = CLERICAL, O = OTHER, * = SPLIT OCCUPATIONAL CATEGORY

TABLE W-F1 FULL-TIME CIVILIAN WHITE-COLLAR EMPLOYMENT AND AVERAGE SALARY BY PAY CATEGORY, GRADE, MAJOR GEOGRAPHIC AREA, AND GENDER, SEPTEMBER 30, 1997

PAY CATEGORY BY GRADE	ALL AREAS						WASHINGTON, DC-MD-VA-WV METROPOLITAN STATISTICAL AREA						UNITED STATES EXCLUDING WASHINGTON, DC-MD-VA-WV METROPOLITAN STATISTICAL AREA					
	TOTAL		MEN		WOMEN		TOTAL		MEN		WOMEN		TOTAL		MEN		WOMEN	
	EMPLOYMENT	AVERAGE SALARY	EMPLOYMENT	AVERAGE SALARY	EMPLOYMENT	AVERAGE SALARY	EMPLOYMENT	AVERAGE SALARY	EMPLOYMENT	AVERAGE SALARY	EMPLOYMENT	AVERAGE SALARY	EMPLOYMENT	AVERAGE SALARY	EMPLOYMENT	AVERAGE SALARY	EMPLOYMENT	AVERAGE SALARY
GENERAL SCHEDULE AND RELATED GRADE																		
1	1,468	\$13,610	378	\$13,698	1,090	\$13,580	382	\$13,701	93	\$13,691	289	\$13,704	1,027	\$13,600	249	\$13,701	778	\$13,567
2	2,225	\$16,238	860	\$16,379	1,365	\$16,149	429	\$16,728	145	\$16,689	284	\$16,748	1,717	\$16,205	677	\$16,453	1,040	\$16,044
3	15,049	\$18,599	5,719	\$18,545	9,330	\$18,633	947	\$18,901	320	\$18,732	627	\$18,987	13,338	\$18,700	5,112	\$18,634	8,226	\$18,741
4	66,678	\$21,463	20,268	\$21,272	46,410	\$21,547	3,665	\$21,818	1,201	\$21,862	2,464	\$21,797	60,004	\$21,591	18,057	\$21,363	41,947	\$21,689
5	136,834	\$24,223	39,906	\$23,853	96,928	\$24,375	8,577	\$24,677	2,644	\$24,529	5,933	\$24,743	123,279	\$24,312	35,573	\$23,910	87,706	\$24,475
6	96,446	\$27,304	25,315	\$26,916	71,131	\$27,442	10,879	\$27,738	2,095	\$27,730	8,784	\$27,740	83,117	\$27,333	22,396	\$26,931	60,721	\$27,482
7	138,518	\$30,015	47,357	\$29,832	91,161	\$30,110	20,165	\$30,726	3,826	\$30,016	16,339	\$30,892	115,077	\$29,964	42,106	\$29,906	72,971	\$29,997
8	43,618	\$34,110	15,778	\$34,144	27,840	\$34,091	8,009	\$34,996	1,121	\$34,445	6,888	\$35,086	34,548	\$33,961	14,217	\$34,211	20,331	\$33,787
9	132,071	\$36,232	65,162	\$36,494	66,909	\$35,978	14,615	\$36,630	4,205	\$36,133	10,410	\$36,830	112,853	\$36,274	58,468	\$36,620	54,385	\$35,902
10	17,647	\$40,922	9,905	\$40,635	7,742	\$41,289	1,979	\$42,547	510	\$40,595	1,469	\$43,224	15,333	\$40,786	9,195	\$40,699	6,138	\$40,916
11	190,850	\$44,021	104,984	\$44,521	85,866	\$43,411	19,085	\$43,437	6,975	\$43,618	12,110	\$43,333	165,446	\$44,170	93,838	\$44,700	71,608	\$43,477
12	235,846	\$52,937	152,749	\$53,507	83,097	\$51,890	35,067	\$52,523	15,523	\$53,180	19,544	\$52,001	193,884	\$53,070	132,126	\$53,618	61,758	\$51,896
13	175,530	\$63,597	125,152	\$64,205	50,378	\$62,089	46,929	\$63,332	26,200	\$64,107	20,729	\$62,354	125,970	\$63,784	96,800	\$64,332	29,170	\$61,965
14	90,442	\$75,866	69,096	\$76,424	21,346	\$74,061	35,848	\$76,397	24,240	\$77,198	11,608	\$74,725	52,271	\$75,723	43,054	\$76,202	9,217	\$73,482
15	51,746	\$91,215	40,811	\$91,829	10,935	\$88,923	24,593	\$92,089	18,133	\$93,020	6,460	\$89,474	25,648	\$90,658	21,493	\$91,089	4,155	\$88,428
TOTAL	1,394,968	\$44,803	723,440	\$50,913	671,528	\$38,221	231,169	\$55,325	107,231	\$63,903	123,938	\$47,904	1,123,512	\$42,822	593,361	\$48,798	530,151	\$36,134
AVERAGE GRADE	9.69		10.77		8.53		11.23		12.36		10.24		9.39		10.50		8.15	
MEDIAN GRADE	11.0		12.0		8.0		12.0		13.0		11.0		11.0		11.0		7.0	
SENIOR PAY LEVELS	15,730	\$111,131	12,518	\$111,315	3,212	\$110,411	7,757	\$115,977	5,965	\$116,392	1,792	\$114,595	7,241	\$106,181	5,954	\$106,467	1,287	\$104,854
OTHER	68,750	\$49,911	22,959	\$55,960	45,791	\$46,878	7,353	\$55,511	4,451	\$56,391	2,902	\$54,161	54,166	\$49,707	16,363	\$56,809	37,803	\$46,633
GRAND TOTAL	1,479,448	\$45,746	758,917	\$52,062	720,531	\$39,093	246,279	\$57,241	117,647	\$66,280	128,632	\$48,974	1,184,919	\$43,524	615,678	\$49,569	569,241	\$36,987



TABLE W-F2 FULL-TIME CIVILIAN GENERAL SCHEDULE EMPLOYMENT AND AVERAGE SALARY BY GRADE, MAJOR GEOGRAPHIC AREA, AND GENDER, SEPTEMBER 30, 1997

GENERAL SCHEDULE GRADE	ALL AREAS						WASHINGTON, DC-MD-VA-WV METROPOLITAN STATISTICAL AREA						UNITED STATES EXCLUDING WASHINGTON, DC-MD-VA-WV METROPOLITAN STATISTICAL AREA					
	TOTAL		MEN		WOMEN		TOTAL		MEN		WOMEN		TOTL		MEN		WOMEN	
	EMPLOYMENT	AVERAGE SALARY	EMPLOYMENT	AVERAGE SALARY	EMPLOYMENT	AVERAGE SALARY	EMPLOYMENT	AVERAGE SALARY	EMPLOYMENT	AVERAGE SALARY	EMPLOYMENT	AVERAGE SALARY	EMPLOYMENT	AVERAGE SALARY	EMPLOYMENT	AVERAGE SALARY	EMPLOYMENT	AVERAGE SALARY
1	1,441	\$13,612	366	\$13,702	1,075	\$13,581	378	\$13,698	92	\$13,676	286	\$13,704	1,015	\$13,592	245	\$13,706	770	\$13,556
2	2,113	\$16,226	800	\$16,443	1,313	\$16,094	392	\$16,554	129	\$16,431	263	\$16,614	1,658	\$16,203	649	\$16,490	1,009	\$16,018
3	14,707	\$18,622	5,541	\$18,574	9,166	\$18,651	890	\$18,850	293	\$18,578	597	\$18,983	13,066	\$18,729	4,966	\$18,675	8,100	\$18,762
4	64,993	\$21,475	19,682	\$21,313	45,311	\$21,545	3,483	\$21,741	1,132	\$21,750	2,351	\$21,737	58,679	\$21,592	17,598	\$21,401	41,081	\$21,674
5	133,905	\$24,217	39,033	\$23,870	94,872	\$24,360	8,240	\$24,615	2,541	\$24,433	5,699	\$24,696	121,147	\$24,293	34,980	\$23,916	86,167	\$24,447
6	93,342	\$27,279	24,792	\$26,919	68,550	\$27,409	10,225	\$27,625	1,998	\$27,655	8,227	\$27,618	80,960	\$27,312	22,038	\$26,936	58,922	\$27,453
7	133,455	\$29,976	46,092	\$29,822	87,363	\$30,057	19,158	\$30,652	3,628	\$29,993	15,530	\$30,806	111,608	\$29,931	41,192	\$29,892	70,416	\$29,954
8	41,086	\$34,087	14,916	\$34,198	26,170	\$34,023	7,335	\$34,864	1,011	\$34,401	6,324	\$34,938	33,098	\$33,974	13,555	\$34,265	19,543	\$33,773
9	126,702	\$36,202	62,831	\$36,489	63,871	\$35,920	13,595	\$36,488	3,904	\$35,993	9,691	\$36,688	109,530	\$36,270	57,004	\$36,625	52,526	\$35,885
10	16,220	\$40,782	9,157	\$40,527	7,063	\$41,113	1,568	\$41,718	441	\$40,127	1,127	\$42,341	14,344	\$40,755	8,531	\$40,614	5,813	\$40,963
11	180,912	\$43,994	98,887	\$44,509	82,025	\$43,373	17,426	\$43,164	6,273	\$43,338	11,153	\$43,066	159,058	\$44,170	89,703	\$44,699	69,355	\$43,486
12	211,770	\$52,867	134,733	\$53,478	77,037	\$51,797	31,893	\$52,208	13,793	\$52,795	18,100	\$51,761	174,931	\$53,069	117,269	\$53,656	57,662	\$51,875
13	156,387	\$63,604	109,781	\$64,251	46,606	\$62,079	44,472	\$63,264	24,749	\$64,059	19,723	\$62,266	109,650	\$63,828	83,183	\$64,409	26,467	\$61,999
14	67,668	\$76,159	50,136	\$76,849	17,532	\$74,187	31,002	\$76,234	20,695	\$77,058	10,307	\$74,578	35,978	\$76,196	28,858	\$76,816	7,120	\$73,681
15	36,151	\$91,283	28,193	\$92,024	7,958	\$88,658	21,488	\$91,751	15,709	\$92,716	5,779	\$89,128	14,396	\$90,703	12,255	\$91,264	2,141	\$87,494
TOTAL	1,280,852	\$43,500	644,940	\$49,300	635,912	\$37,617	211,545	\$54,644	96,388	\$63,174	115,157	\$47,503	1,039,118	\$41,462	532,026	\$47,062	507,092	\$35,586
AVERAGE GRADE	9.49		10.54		8.43		11.16		12.30		10.20		9.18		10.25		8.06	
MEDIAN GRADE	11.0		12.0		8.0		12.0		13.0		11.0		9.0		11.0		7.0	



TABLE W-G FULL-TIME CIVILIAN WHITE-COLLAR EMPLOYMENT BY PAY CATEGORY, GRADE, OCCUPATIONAL CATEGORY, AND GENDER, SEPTEMBER 30, 1997

PAY CATEGORY/GRADE	ALL CATEGORIES			PROFESSIONAL			ADMINISTRATIVE			TECHNICAL			CLERICAL			OTHER			UNSPECIFIED TOTAL
	TOTAL	MEN	WOMEN	TOTAL	MEN	WOMEN	TOTAL	MEN	WOMEN	TOTAL	MEN	WOMEN	TOTAL	MEN	WOMEN	TOTAL	MEN	WOMEN	
GRAND TOTAL	1,479,448	758,917	720,531	395,936	248,771	147,165	515,619	301,057	214,562	339,295	137,434	201,861	184,022	31,338	152,684	44,257	40,130	4,127	319
GENERAL SCHEDULE AND RELATED PAY PLANS																			
GRADES																			
1	1,468	378	1,090	3	...	3	150	66	84	1,271	293	978	44	19	25	...
2	2,225	860	1,365	5	...	5	643	333	310	1,453	465	988	123	62	61	1
3	15,049	5,719	9,330	13	6	7	3,784	2,060	1,724	10,771	3,336	7,435	473	312	161	8
4	66,678	20,268	46,410	10	1	9	103	24	79	16,900	6,599	10,301	47,463	11,951	35,512	2,189	1,689	500	13
5	136,834	39,906	96,928	1,280	562	718	5,130	2,902	2,228	52,608	17,720	34,888	70,226	11,856	58,370	7,587	6,864	723	3
6	96,446	25,315	71,131	11	4	7	532	225	307	61,762	15,838	45,924	26,393	1,971	24,422	7,747	7,277	470	1
7	138,518	47,357	91,161	5,998	2,727	3,271	16,305	7,498	8,807	92,890	28,242	64,648	14,439	789	13,650	8,875	8,091	784	11
8	43,618	15,778	27,840	768	377	391	1,753	782	971	29,076	9,199	19,877	6,313	243	6,070	5,686	5,176	510	22
9	132,071	65,162	66,909	25,882	10,970	14,912	60,746	27,317	33,429	38,055	22,683	15,372	2,836	108	2,728	4,519	4,074	445	33
10	17,647	9,905	7,742	3,442	921	2,521	4,886	3,405	1,481	8,048	5,138	2,910	849	25	824	422	416	6	...
11	190,850	104,984	85,866	54,184	30,499	23,685	115,623	56,421	59,202	18,180	15,634	2,546	291	9	282	2,540	2,406	134	32
12	235,846	152,749	83,097	89,532	62,684	26,848	135,240	80,000	55,240	10,008	9,096	912	55	4	51	1,008	962	46	3
13	175,530	125,152	50,378	78,352	59,672	18,680	93,413	61,933	31,480	3,420	3,228	192	8	3	5	315	305	10	22
14	90,442	69,096	21,346	40,708	31,947	8,761	49,019	36,476	12,543	537	514	23	2	1	1	114	111	3	62
15	51,746	40,811	10,935	31,714	25,633	6,081	19,876	15,038	4,838	57	51	6	92	84	8	7
TOTAL, ALL GRADES	1,394,968	723,440	671,528	331,881	225,997	105,884	502,647	292,027	210,620	336,118	136,401	199,717	182,370	31,054	151,316	41,734	37,848	3,886	218
AVERAGE GRADE	9.69	10.77	8.53	12.22	12.51	11.60	11.63	11.91	11.25	7.12	7.88	6.60	5.07	4.48	5.20	7.06	7.12	6.44	10.53
MEDIAN GRADE	11.0	12.0	8.0	12.0	13.0	12.0	12.0	12.0	11.0	7.0	7.0	7.0	5.0	4.0	5.0	7.0	7.0	7.0	11.0
SENIOR PAY LEVELS	15,730	12,518	3,212	9,536	7,759	1,777	6,143	4,711	1,432	4	4	...	1	1	...	30	29	1	16
ALL OTHER	68,750	22,959	45,791	54,519	15,015	39,504	6,829	4,319	2,510	3,173	1,029	2,144	1,651	283	1,368	2,493	2,253	240	85



TABLE W-H FULL-TIME CIVILIAN WHITE-COLLAR EMPLOYMENT BY OCCUPATION, SUPERVISORY POSITION, AND GENDER, ALL AREAS, SEPTEMBER 30, 1997

OCCUPATION CODES 1/ TITLES	TOTAL			SUPERVISORY			NON-SUPERVISORY		
	TOTAL	MEN	WOMEN	TOTAL	MEN	WOMEN	TOTAL	MEN	WOMEN
GRAND TOTAL	1,479,448	758,917	720,531	177,308	122,107	55,201	1,302,140	636,810	665,330
0006 A CORRECTIONAL INSTITUTION ADMINISTRATION	1,663	1,238	425	1,064	831	233	599	407	192
0007 O CORRECTIONAL OFFICER	12,601	11,112	1,489	1,240	1,096	144	11,361	10,016	1,345
0011 A BOND SALES PROMOTION	111	87	24	17	16	1	94	71	23
0018 A SAFETY AND OCCUPATIONAL HEALTH MANAGEMENT	4,271	3,379	892	786	642	144	3,485	2,737	748
0019 T SAFETY TECHNICIAN	244	140	104	1	1	...	243	139	104
0020 P COMMUNITY PLANNING	555	413	142	85	73	12	470	340	130
0021 T COMMUNITY PLANNING TECHNICIAN	18	5	13	18	5	13
0023 A OUTDOOR RECREATION PLANNING	646	407	239	60	52	8	586	355	231
0025 * PARK RANGER	6,141	4,361	1,780	1,446	1,122	324	4,695	3,239	1,456
0028 A ENVIRONMENTAL PROTECTION SPECIALIST	5,551	3,373	2,178	534	361	173	5,017	3,012	2,005
0029 T ENVIRONMENTAL PROTECTION ASSISTANT	529	167	362	1	1	...	528	166	362
0030 A SPORTS SPECIALIST	587	493	94	206	181	25	381	312	69
0050 A FUNERAL DIRECTING	44	40	4	12	11	1	32	29	3
0060 P CHAPLAIN	605	553	52	146	138	8	459	415	44
0062 A CLOTHING DESIGN	25	7	18	5	3	2	20	4	16
0072 * FINGERPRINT IDENTIFICATION	1,061	461	600	93	61	32	968	400	568
0080 A SECURITY ADMINISTRATION	6,315	3,978	2,337	1,103	862	241	5,212	3,116	2,096
0081 O FIRE PROTECTION AND PREVENTION	9,510	9,319	191	1,429	1,408	21	8,081	7,911	170
0082 O UNITED STATES MARSHAL	89	80	9	89	80	9
0083 O POLICE	8,709	8,084	625	1,487	1,402	85	7,222	6,682	540
0084 O NUCLEAR MATERIALS COURIER	226	226	...	13	13	...	213	213	...
0085 O SECURITY GUARD	4,095	3,707	388	364	337	27	3,731	3,370	361
0086 C SECURITY CLERICAL AND ASSISTANCE	1,582	473	1,109	34	14	20	1,548	459	1,089
0090 T GUIDE	246	149	97	5	4	1	241	145	96
0095 P FOREIGN LAW SPECIALIST	20	11	9	20	11	9
0099 O GENERAL STUDENT TRAINEE	218	121	97	218	121	97
0000 MISCELLANEOUS OCCUPATIONS	65,662	52,384	13,278	10,220	8,709	1,511	55,442	43,675	11,767
0101 P SOCIAL SCIENCE	6,272	3,235	3,037	821	465	356	5,451	2,770	2,681
0102 T SOCIAL SCIENCE AID AND TECHNICIAN	685	338	347	12	5	7	673	333	340
0105 A SOCIAL INSURANCE ADMINISTRATION	25,323	8,673	16,650	4,103	2,106	1,997	21,220	6,567	14,653
0106 A UNEMPLOYMENT INSURANCE	118	69	49	21	15	6	97	54	43
0107 A HEALTH INSURANCE ADMINISTRATION	1,556	597	959	115	55	60	1,441	542	899
0110 P ECONOMIST	5,252	3,809	1,443	887	679	208	4,365	3,130	1,235
0119 T ECONOMICS ASSISTANT	130	28	102	14	1	13	116	27	89
0130 P FOREIGN AFFAIRS	3,554	2,427	1,127	1,006	732	274	2,548	1,695	853
0131 P INTERNATIONAL RELATIONS	145	99	46	34	31	3	111	68	43
0132 A INTELLIGENCE	4,726	2,996	1,730	536	414	122	4,190	2,582	1,608
0134 C INTELLIGENCE AID AND CLERK	442	82	360	2	...	2	440	82	358
0135 P FOREIGN AGRICULTURAL AFFAIRS	185	150	35	41	36	5	144	114	30
0136 A INTERNATIONAL COOPERATION	27	8	19	2	1	1	25	7	18
0140 P MANPOWER RESEARCH AND ANALYSIS	30	17	13	6	5	1	24	12	12
0142 A MANPOWER DEVELOPMENT	448	233	215	86	62	24	362	171	191
0150 P GEOGRAPHY	349	241	108	44	33	11	305	208	97
0160 A CIVIL RIGHTS ANALYSIS	57	24	33	7	3	4	50	21	29
0170 P HISTORY	652	490	162	103	84	19	549	406	143
0180 P PSYCHOLOGY	3,563	2,348	1,215	564	439	125	2,999	1,909	1,090
0181 T PSYCHOLOGY AID AND TECHNICIAN	702	364	338	11	5	6	691	359	332

1/ P = PROFESSIONAL, A = ADMINISTRATIVE, T = TECHNICAL, C = CLERICAL, O = OTHER, * = SPLIT OCCUPATIONAL CATEGORY



116

TABLE W-H FULL-TIME CIVILIAN WHITE-COLLAR EMPLOYMENT BY OCCUPATION, SUPERVISORY POSITION, AND GENDER, ALL AREAS, SEPTEMBER 30, 1997

OCCUPATION CODES 1/ TITLES			TOTAL			SUPERVISORY			NON-SUPERVISORY		
			TOTAL	MEN	WOMEN	TOTAL	MEN	WOMEN	TOTAL	MEN	WOMEN
0184	P	SOCIOLOGY	44	22	22	4	2	2	40	20	20
0185	P	SOCIAL WORK	4,817	2,034	2,783	694	382	312	4,123	1,652	2,471
0186	T	SOCIAL SERVICES AID AND ASSISTANT	965	431	534	52	39	13	913	392	521
0187	A	SOCIAL SERVICES	569	174	395	20	10	10	549	164	385
0188	A	RECREATION SPECIALIST	1,853	1,198	655	831	518	313	1,022	680	342
0189	T	RECREATION AID AND ASSISTANT	2,029	1,135	894	98	54	44	1,931	1,081	850
0190	P	GENERAL ANTHROPOLOGY	90	53	37	3	2	1	87	51	36
0193	P	ARCHEOLOGY	1,050	656	394	56	38	18	994	618	376
0199	O	SOCIAL SCIENCE STUDENT TRAINEE	107	42	65	107	42	65
0100		SOCIAL SCIENCE, PSYCHOLOGY, AND WELFARE	65,740	31,973	33,767	10,173	6,216	3,957	55,567	25,757	29,810
0201	A	PERSONNEL MANAGEMENT	10,978	3,373	7,605	2,714	1,263	1,451	8,264	2,110	6,154
0203	*	PERSONNEL CLERICAL AND ASSISTANCE	8,863	905	7,958	83	11	72	8,780	894	7,886
0204	*	MILITARY PERSONNEL CLERICAL AND TECHNICIAN	7,465	2,326	5,139	487	207	280	6,978	2,119	4,859
0205	A	MILITARY PERSONNEL MANAGEMENT	1,739	982	757	651	418	233	1,088	564	524
0212	A	PERSONNEL STAFFING	1,981	390	1,591	220	71	149	1,761	319	1,442
0221	A	POSITION CLASSIFICATION	978	389	589	110	58	52	868	331	537
0222	A	OCCUPATIONAL ANALYSIS	29	17	12	7	4	3	22	13	9
0223	A	SALARY AND WAGE ADMINISTRATION	144	59	85	18	10	8	126	49	77
0230	A	EMPLOYEE RELATIONS	1,642	421	1,221	156	68	88	1,486	353	1,133
0233	A	LABOR RELATIONS	1,083	555	528	136	80	56	947	475	472
0235	A	EMPLOYEE DEVELOPMENT	1,990	661	1,329	286	151	135	1,704	510	1,194
0241	A	MEDIATION	214	176	38	20	19	1	194	157	37
0243	A	APPRENTICESHIP AND TRAINING	147	99	48	21	18	3	126	81	45
0244	A	LABOR MANAGEMENT RELATIONS EXAMINING	374	239	135	92	80	12	282	159	123
0246	A	CONTRACTOR INDUSTRIAL RELATIONS	125	60	65	14	9	5	111	51	60
0249	A	WAGE AND HOUR COMPLIANCE	1,136	666	470	152	113	39	984	553	431
0260	A	EQUAL EMPLOYMENT OPPORTUNITY	2,507	779	1,728	425	172	253	2,082	607	1,475
0270	A	FEDERAL RETIREMENT BENEFITS	444	141	303	39	20	19	405	121	284
0299	O	PERSONNEL MANAGEMENT STUDENT TRAINEE	56	18	38	56	18	38
0200		PERSONNEL MANAGEMENT AND INDUSTRIAL RELATIONS	41,895	12,256	29,639	5,631	2,772	2,859	36,264	9,484	26,780
0301	A	MISCELLANEOUS ADMINISTRATION AND PROGRAM	50,515	25,455	25,060	11,503	7,645	3,858	39,012	17,810	21,202
0302	C	MESSENGER	88	74	14	2	1	1	86	73	13
0303	*	MISCELLANEOUS CLERK AND ASSISTANT	61,845	13,270	48,575	1,611	387	1,224	60,234	12,883	47,351
0304	C	INFORMATION RECEPTIONIST	916	159	757	4	2	2	912	157	755
0305	C	MAIL AND FILE	12,837	5,737	7,100	693	274	419	12,144	5,463	6,681
0309	C	CORRESPONDENCE CLERK	251	45	206	6	...	6	245	45	200
0312	C	CLERK-STENOGRAPHER AND REPORTER	108	4	104	3	1	2	105	3	102
0313	C	WORK UNIT SUPERVISING	160	12	148	156	12	144	4	...	4
0318	C	SECRETARY	64,484	1,635	62,849	166	1	165	64,318	1,634	62,684
0319	C	CLOSED MICROPHONE REPORTING	139	27	112	5	2	3	134	25	109
0322	C	CLERK-TYPIST	2,962	541	2,421	32	16	16	2,930	525	2,405
0326	*	OFFICE AUTOMATION CLERICAL AND ASSISTANCE	14,674	1,815	12,859	61	3	58	14,613	1,812	12,801
0332	T	COMPUTER OPERATION	3,893	1,850	2,043	323	181	142	3,570	1,669	1,901
0334	A	COMPUTER SPECIALIST	55,301	33,481	21,820	6,000	4,310	1,690	49,301	29,171	20,130
0335	*	COMPUTER CLERK AND ASSISTANT	6,793	2,138	4,655	145	53	92	6,648	2,085	4,563
0340	A	PROGRAM MANAGEMENT	7,211	5,219	1,992	6,073	4,404	1,669	1,138	815	323
0341	A	ADMINISTRATIVE OFFICER	7,989	2,473	5,516	2,901	1,365	1,536	5,088	1,108	3,980
0342	A	SUPPORT SERVICES ADMINISTRATION	3,793	1,732	2,061	1,268	607	661	2,525	1,125	1,400

1/ P = PROFESSIONAL, A = ADMINISTRATIVE, T = TECHNICAL, C = CLERICAL, O = OTHER, * = SPLIT OCCUPATIONAL CATEGORY

TABLE W-H FULL-TIME CIVILIAN WHITE-COLLAR EMPLOYMENT BY OCCUPATION, SUPERVISORY POSITION, AND GENDER, ALL AREAS, SEPTEMBER 30, 1997

OCCUPATION CODES 1/ TITLES	TOTAL			SUPERVISORY			NON-SUPERVISORY		
	TOTAL	MEN	WOMEN	TOTAL	MEN	WOMEN	TOTAL	MEN	WOMEN
0343 A MANAGEMENT AND PROGRAM ANALYSIS	39,492	15,044	24,448	4,245	2,307	1,938	35,247	12,737	22,510
0344 * MANAGEMENT AND PROGRAM CLERICAL AND ASSISTANCE	6,556	944	5,612	113	36	77	6,443	908	5,535
0346 A LOGISTICS MANAGEMENT	11,266	7,916	3,350	2,131	1,773	358	9,135	6,143	2,992
0350 C EQUIPMENT OPERATOR	1,382	778	604	38	19	19	1,344	759	585
0351 C PRINTING CLERICAL	141	39	102	141	39	102
0356 C DATA TRANSCRIBER	2,609	281	2,328	185	12	173	2,424	269	2,155
0357 C CODING	177	33	144	6	...	6	171	33	138
0359 C ELECTRIC ACCOUNTING MACHINE OPERATION	1	1	1	1	...
0360 A EQUAL OPPORTUNITY COMPLIANCE	1,807	793	1,014	311	166	145	1,496	627	869
0361 T EQUAL OPPORTUNITY ASSISTANCE	550	48	502	1	...	1	549	48	501
0362 T ELECTRIC ACCOUNTING MACHINE PROJECT PLANNING	1	1	...	1	1
0382 C TELEPHONE OPERATING	1,436	395	1,041	91	14	77	1,345	381	964
0390 T TELECOMMUNICATIONS PROCESSING	773	480	293	78	51	27	695	429	266
0391 A TELECOMMUNICATIONS	6,904	5,147	1,757	1,120	940	180	5,784	4,207	1,577
0392 T GENERAL TELECOMMUNICATIONS	1,165	660	505	81	53	28	1,084	607	477
0394 C COMMUNICATIONS CLERICAL	262	50	212	262	50	212
0399 O ADMINISTRATION AND OFFICE SUPPORT STUDENT TRAINEE	528	193	335	528	193	335
0300 GENERAL ADMINISTRATION, CLERICAL, AND OFFICE SERVICES	369,009	128,470	240,539	39,353	24,636	14,717	329,656	103,834	225,822
0401 P GENERAL BIOLOGICAL SCIENCE	9,189	6,282	2,907	1,364	1,139	225	7,825	5,143	2,682
0403 P MICROBIOLOGY	1,963	1,149	814	257	178	79	1,706	971	735
0404 T BIOLOGICAL SCIENCE TECHNICIAN	6,214	3,656	2,558	86	50	36	6,128	3,606	2,522
0405 P PHARMACOLOGY	403	284	119	46	37	9	357	247	110
0406 P AGRICULTURAL EXTENSION	10	5	5	3	2	1	7	3	4
0408 P ECOLOGY	802	570	232	53	44	9	749	526	223
0410 P ZOOLOGY	98	79	19	20	18	2	78	61	17
0413 P PHYSIOLOGY	441	335	106	59	51	8	382	284	98
0414 P ENTOMOLOGY	583	502	81	83	76	7	500	426	74
0415 P TOXICOLOGY	282	196	86	33	25	8	249	171	78
0421 T PLANT PROTECTION TECHNICIAN	304	192	112	304	192	112
0430 P BOTANY	382	187	195	10	5	5	372	182	190
0434 P PLANT PATHOLOGY	279	221	58	35	35	...	244	186	58
0435 P PLANT PHYSIOLOGY	264	208	56	34	31	3	230	177	53
0436 P PLANT PROTECTION AND QUARANTINE	1,620	1,241	379	237	194	43	1,383	1,047	336
0437 P HORTICULTURE	132	93	39	28	24	4	104	69	35
0440 P GENETICS	352	281	71	48	45	3	304	236	68
0454 P RANGELAND MANAGEMENT	1,076	871	205	65	57	8	1,011	814	197
0455 T RANGE TECHNICIAN	1,338	1,070	268	113	107	6	1,225	963	262
0457 P SOIL CONSERVATION	4,328	3,588	740	504	455	49	3,824	3,133	691
0458 T SOIL CONSERVATION TECHNICIAN	1,447	1,189	258	1,447	1,189	258
0459 T IRRIGATION SYSTEM OPERATION	120	119	1	14	14	...	106	105	1
0460 P FORESTRY	4,190	3,388	802	1,145	968	177	3,045	2,420	625
0462 T FORESTRY TECHNICIAN	13,393	10,586	2,807	1,136	1,043	93	12,257	9,543	2,714
0470 P SOIL SCIENCE	1,420	1,252	168	116	106	10	1,304	1,146	158
0471 P AGRONOMY	295	266	29	16	16	...	279	250	29
0475 P AGRICULTURAL MANAGEMENT	1,561	1,229	332	210	184	26	1,351	1,045	306
0480 P GENERAL FISH AND WILDLIFE ADMINISTRATION	192	155	37	136	106	30	56	49	7
0482 P FISHERY BIOLOGY	2,065	1,638	427	287	261	26	1,778	1,377	401
0485 P WILDLIFE REFUGE MANAGEMENT	625	531	94	297	267	30	328	264	64
0486 P WILDLIFE BIOLOGY	2,307	1,713	594	240	215	25	2,067	1,498	569

1/ P = PROFESSIONAL, A = ADMINISTRATIVE, T = TECHNICAL, C = CLERICAL, O = OTHER, * = SPLIT OCCUPATIONAL CATEGORY

TABLE W-H FULL-TIME CIVILIAN WHITE-COLLAR EMPLOYMENT BY OCCUPATION, SUPERVISORY POSITION, AND GENDER, ALL AREAS, SEPTEMBER 30, 1997

OCCUPATION CODES 1/ TITLES	TOTAL			SUPERVISORY			NON-SUPERVISORY		
	TOTAL	MEN	WOMEN	TOTAL	MEN	WOMEN	TOTAL	MEN	WOMEN
0487 P ANIMAL SCIENCE	95	79	16	23	20	3	72	59	13
0493 P HOME ECONOMICS	16	2	14	2	...	2	14	2	12
0499 O BIOLOGICAL SCIENCE STUDENT TRAINEE	217	96	121	217	96	121
0400 BIOLOGICAL SCIENCES	58,003	43,253	14,750	6,700	5,773	927	51,303	37,480	13,823
0501 A FINANCIAL ADMINISTRATION AND PROGRAM	8,620	3,435	5,185	1,924	977	947	6,696	2,458	4,238
0503 * FINANCIAL CLERICAL AND ASSISTANCE	6,560	1,431	5,129	439	128	311	6,121	1,303	4,818
0505 A FINANCIAL MANAGEMENT	1,599	1,111	488	1,226	896	330	373	215	158
0510 P ACCOUNTING	12,741	6,711	6,030	2,662	1,645	1,017	10,079	5,066	5,013
0511 P AUDITING	12,247	8,260	3,987	1,952	1,650	302	10,295	6,610	3,685
0512 P INTERNAL REVENUE AGENT	14,609	8,798	5,811	1,420	978	442	13,189	7,820	5,369
0525 * ACCOUNTING TECHNICIAN	17,865	3,687	14,178	787	132	655	17,078	3,555	13,523
0526 T TAX TECHNICIAN	3,756	1,166	2,590	501	118	383	3,255	1,048	2,207
0530 C CASH PROCESSING	1,447	273	1,174	52	8	44	1,395	265	1,130
0540 C VOUCHER EXAMINING	2,409	646	1,763	147	40	107	2,262	606	1,656
0544 * CIVILIAN PAY	2,444	488	1,956	118	23	95	2,326	465	1,861
0545 * MILITARY PAY	2,613	883	1,730	236	94	142	2,377	789	1,588
0560 A BUDGET ANALYSIS	12,887	3,742	9,145	1,606	715	891	11,281	3,027	8,254
0561 * BUDGET CLERICAL AND ASSISTANCE	3,581	451	3,130	20	2	18	3,561	449	3,112
0570 A FINANCIAL INSTITUTION EXAMINING	4,463	3,228	1,235	427	336	91	4,036	2,892	1,144
0580 A CREDIT UNION EXAMINER	672	483	189	22	20	2	650	463	187
0592 * TAX EXAMINING	19,453	4,655	14,798	1,574	307	1,267	17,879	4,348	13,531
0593 T INSURANCE ACCOUNTS	66	23	43	7	1	6	59	22	37
0599 O FINANCIAL MANAGEMENT STUDENT TRAINEE	110	25	85	110	25	85
0500 ACCOUNTING AND BUDGET	128,142	49,496	78,646	15,120	8,070	7,050	113,022	41,426	71,596
0601 P GENERAL HEALTH SCIENCE	4,223	2,047	2,176	662	387	275	3,561	1,660	1,901
0602 P MEDICAL OFFICER	10,760	7,938	2,822	2,217	1,802	415	8,543	6,136	2,407
0603 A PHYSICIAN'S ASSISTANT	1,998	1,389	609	80	63	17	1,918	1,326	592
0610 P NURSE	40,165	5,107	35,058	3,437	332	3,105	36,728	4,775	31,953
0620 T PRACTICAL NURSE	11,366	1,690	9,676	6	1	5	11,360	1,689	9,671
0621 T NURSING ASSISTANT	11,439	3,888	7,551	12	6	6	11,427	3,882	7,545
0622 T MEDICAL SUPPLY AIDE AND TECHNICIAN	2,114	1,200	914	122	69	53	1,992	1,131	861
0625 T AUTOPSY ASSISTANT	51	46	5	1	1	...	50	45	5
0630 P DIETITIAN AND NUTRITIONIST	1,473	105	1,368	338	31	307	1,135	74	1,061
0631 P OCCUPATIONAL THERAPIST	686	123	563	77	9	68	609	114	495
0633 P PHYSICAL THERAPIST	725	267	458	101	41	60	624	226	398
0635 P CORRECTIVE THERAPIST	490	313	177	57	44	13	433	269	164
0636 T REHABILITATION THERAPY ASSISTANT	755	365	390	1	...	1	754	365	389
0637 P MANUAL ARTS THERAPIST	90	79	11	13	12	1	77	67	10
0638 P RECREATION/CREATIVE ARTS THERAPIST	790	352	438	103	62	41	687	290	397
0639 P EDUCATIONAL THERAPIST	17	2	15	17	2	15
0640 T HEALTH AID AND TECHNICIAN	5,548	2,386	3,162	153	77	76	5,395	2,309	3,086
0642 T NUCLEAR MEDICINE TECHNICIAN	128	62	66	8	6	2	120	56	64
0644 P MEDICAL TECHNOLOGIST	5,470	1,763	3,707	765	266	499	4,705	1,497	3,208
0645 T MEDICAL TECHNICIAN	1,823	648	1,175	40	18	22	1,783	630	1,153
0646 T PATHOLOGY TECHNICIAN	465	148	317	45	19	26	420	129	291
0647 T DIAGNOSTIC RADIOLOGIC TECHNOLOGIST	3,028	1,554	1,474	271	172	99	2,757	1,382	1,375
0648 T THERAPEUTIC RADIOLOGIC TECHNOLOGIST	133	52	81	21	8	13	112	44	68
0649 T MEDICAL INSTRUMENT TECHNICIAN	1,954	778	1,176	125	65	60	1,829	713	1,116

1/ P = PROFESSIONAL, A = ADMINISTRATIVE, T = TECHNICAL, C = CLERICAL, O = OTHER, * = SPLIT OCCUPATIONAL CATEGORY

TABLE W-H FULL-TIME CIVILIAN WHITE-COLLAR EMPLOYMENT BY OCCUPATION, SUPERVISORY POSITION, AND GENDER, ALL AREAS, SEPTEMBER 30, 1997

OCCUPATION CODES 1/ TITLES	TOTAL			SUPERVISORY			NON-SUPERVISORY		
	TOTAL	MEN	WOMEN	TOTAL	MEN	WOMEN	TOTAL	MEN	WOMEN
0650 T MEDICAL TECHNICAL ASSISTANT	1	...	1	1	...	1
0651 T RESPIRATORY THERAPIST	372	204	168	27	16	11	345	188	157
0660 P PHARMACIST	4,494	2,505	1,989	599	444	155	3,895	2,061	1,834
0661 T PHARMACY TECHNICIAN	3,434	1,064	2,370	50	18	32	3,384	1,046	2,338
0662 P OPTOMETRIST	238	160	78	7	5	2	231	155	76
0664 T RESTORATION TECHNICIAN	14	12	2	1	1	...	13	11	2
0665 P SPEECH PATHOLOGY AND AUDIOLOGY	701	240	461	110	64	46	591	176	415
0667 T ORTHOTIST AND PROSTHETIST	209	197	12	28	27	1	181	170	11
0668 P PODIATRIST	263	207	56	8	7	1	255	200	55
0669 A MEDICAL RECORDS ADMINISTRATION	501	57	444	307	28	279	194	29	165
0670 A HEALTH SYSTEM ADMINISTRATION	588	420	168	511	369	142	77	51	26
0671 A HEALTH SYSTEM SPECIALIST	1,640	728	912	368	181	187	1,272	547	725
0672 T PROSTHETIC REPRESENTATIVE	186	125	61	121	88	33	65	37	28
0673 A HOSPITAL HOUSEKEEPING MANAGEMENT	230	199	31	186	167	19	44	32	12
0675 T MEDICAL RECORDS TECHNICIAN	3,171	499	2,672	129	28	101	3,042	471	2,571
0679 C MEDICAL CLERK	10,176	1,998	8,178	249	52	197	9,927	1,946	7,981
0680 P DENTAL OFFICER	801	699	102	204	188	16	597	511	86
0681 T DENTAL ASSISTANT	2,773	200	2,573	46	1	45	2,727	199	2,528
0682 T DENTAL HYGIENE	333	15	318	1	...	1	332	15	317
0683 T DENTAL LABORATORY AID AND TECHNICIAN	612	507	105	26	26	...	586	481	105
0685 A PUBLIC HEALTH PROGRAM SPECIALIST	1,488	746	742	390	247	143	1,098	499	599
0688 A SANITARIAN	44	29	15	7	6	1	37	23	14
0690 P INDUSTRIAL HYGIENE	1,494	1,028	466	196	149	47	1,298	879	419
0696 P CONSUMER SAFETY	1,897	1,092	805	283	207	76	1,614	885	729
0698 T ENVIRONMENTAL HEALTH TECHNICIAN	119	89	30	1	1	...	118	88	30
0699 O MEDICAL AND HEALTH STUDENT TRAINEE	85	22	63	1	...	1	84	22	62
0600 MEDICAL, HOSPITAL, DENTAL, AND PUBLIC HEALTH	141,555	45,344	96,211	12,511	5,811	6,700	129,044	39,533	89,511
0701 P VETERINARY MEDICAL SCIENCE	1,840	1,494	346	1,026	884	142	814	610	204
0704 T ANIMAL HEALTH TECHNICIAN	347	290	57	12	11	1	335	279	56
0799 O VETERINARY STUDENT TRAINEE	1	...	1	1	...	1
0700 VETERINARY MEDICAL SCIENCE	2,188	1,784	404	1,038	895	143	1,150	889	261
0801 P GENERAL ENGINEERING	18,997	17,097	1,900	5,234	4,968	266	13,763	12,129	1,634
0802 T ENGINEERING TECHNICIAN	18,797	16,871	1,926	871	845	26	17,926	16,026	1,900
0803 P SAFETY ENGINEERING	549	499	50	80	75	5	469	424	45
0804 P FIRE PROTECTION ENGINEERING	148	128	20	14	13	1	134	115	19
0806 P MATERIALS ENGINEERING	1,102	947	155	112	103	9	990	844	146
0807 P LANDSCAPE ARCHITECTURE	622	438	184	38	31	7	584	407	177
0808 P ARCHITECTURE	1,867	1,583	284	220	202	18	1,647	1,381	266
0809 T CONSTRUCTION CONTROL	2,480	2,395	85	96	96	...	2,384	2,299	85
0810 P CIVIL ENGINEERING	12,390	11,131	1,259	2,382	2,280	102	10,008	8,851	1,157
0817 T SURVEYING TECHNICIAN	697	659	38	22	21	1	675	638	37
0818 T ENGINEERING DRAFTING	359	284	75	6	4	2	353	280	73
0819 P ENVIRONMENTAL ENGINEERING	5,463	4,292	1,171	706	587	119	4,757	3,705	1,052
0828 A CONSTRUCTION ANALYST	342	310	32	13	12	1	329	298	31
0830 P MECHANICAL ENGINEERING	10,243	9,577	666	931	911	20	9,312	8,666	646
0840 P NUCLEAR ENGINEERING	2,248	2,117	131	379	366	13	1,869	1,751	118
0850 P ELECTRICAL ENGINEERING	4,542	4,136	406	299	288	11	4,243	3,848	395
0854 P COMPUTER ENGINEERING	2,400	1,951	449	176	154	22	2,224	1,797	427

1/ P = PROFESSIONAL, A = ADMINISTRATIVE, T = TECHNICAL, C = CLERICAL, O = OTHER, * = SPLIT OCCUPATIONAL CATEGORY

TABLE W-H FULL-TIME CIVILIAN WHITE-COLLAR EMPLOYMENT BY OCCUPATION, SUPERVISORY POSITION, AND GENDER, ALL AREAS, SEPTEMBER 30, 1997

OCCUPATION CODES 1/ TITLES	TOTAL			SUPERVISORY			NON-SUPERVISORY		
	TOTAL	MEN	WOMEN	TOTAL	MEN	WOMEN	TOTAL	MEN	WOMEN
0855 P ELECTRONICS ENGINEERING	23,566	21,622	1,944	2,469	2,367	102	21,097	19,255	1,842
0856 T ELECTRONICS TECHNICIAN	10,934	10,293	641	511	499	12	10,423	9,794	629
0858 P BIOMEDICAL ENGINEERING	317	244	73	96	78	18	221	166	55
0861 P AEROSPACE ENGINEERING	7,996	7,185	811	821	786	35	7,175	6,399	776
0871 P NAVAL ARCHITECTURE	788	729	59	114	111	3	674	618	56
0873 A SHIP SURVEYING	148	145	3	12	12	...	136	133	3
0880 P MINING ENGINEERING	251	239	12	37	37	...	214	202	12
0881 P PETROLEUM ENGINEERING	334	302	32	46	43	3	288	259	29
0890 P AGRICULTURAL ENGINEERING	358	315	43	31	31	...	327	284	43
0892 P CERAMIC ENGINEERING	50	41	9	6	4	2	44	37	7
0893 P CHEMICAL ENGINEERING	1,100	889	211	105	94	11	995	795	200
0894 P WELDING ENGINEERING	44	43	1	10	10	...	34	33	1
0895 T INDUSTRIAL ENGINEERING TECHNICIAN	1,345	1,121	224	91	82	9	1,254	1,039	215
0896 P INDUSTRIAL ENGINEERING	1,544	1,297	247	224	210	14	1,320	1,087	233
0899 O ENGINEERING AND ARCHITECTURE STUDENT TRAINEE	445	324	121	445	324	121
0800 ENGINEERING AND ARCHITECTURE	132,466	119,204	13,262	16,152	15,320	832	116,314	103,884	12,430
0904 P LAW CLERK	280	142	138	280	142	138
0905 P GENERAL ATTORNEY	25,385	15,750	9,635	4,550	3,189	1,361	20,835	12,561	8,274
0920 A ESTATE TAX EXAMINING	1	...	1	1	...	1
0930 A HEARINGS AND APPEALS	1,734	1,186	548	179	126	53	1,555	1,060	495
0935 P ADMINISTRATIVE LAW JUDGE	1,387	1,231	156	46	42	4	1,341	1,189	152
0945 A CLERK OF COURT	31	8	23	4	1	3	27	7	20
0950 A PARALEGAL SPECIALIST	5,701	1,266	4,435	319	90	229	5,382	1,176	4,206
0958 A PENSION LAW SPECIALIST	124	51	73	13	11	2	111	40	71
0962 T CONTACT REPRESENTATIVE	15,454	3,916	11,538	581	236	345	14,873	3,680	11,193
0963 T LEGAL INSTRUMENTS EXAMINING	2,179	423	1,756	132	22	110	2,047	401	1,646
0965 A LAND LAW EXAMINING	268	47	221	18	3	15	250	44	206
0967 A PASSPORT AND VISA EXAMINING	1,209	671	538	253	151	102	956	520	436
0986 * LEGAL CLERICAL AND ASSISTANCE	9,557	862	8,695	448	22	426	9,109	840	8,269
0987 A TAX LAW SPECIALIST	332	209	123	45	34	11	287	175	112
0990 * GENERAL CLAIMS EXAMINING	4,077	980	3,097	33	12	21	4,044	968	3,076
0994 A WORKERS' COMPENSATION CLAIMS EXAMINING	850	352	498	129	79	50	721	273	448
0992 T LOSS AND DAMAGE CLAIMS EXAMINING	130	35	95	6	3	3	124	32	92
0993 A RAILROAD RETIREMENT CLAIMS EXAMINING	254	88	166	9	3	6	245	85	160
0994 T UNEMPLOYMENT COMPENSATION CLAIMS EXAMINING	44	15	29	1	1	...	43	14	29
0995 T DEPENDENTS AND ESTATES CLAIMS EXAMINING	27	6	21	3	1	2	24	5	19
0996 A VETERANS CLAIMS EXAMINING	3,428	1,786	1,642	262	188	74	3,166	1,598	1,568
0998 C CLAIMS CLERICAL	6,273	1,108	5,165	103	22	81	6,170	1,086	5,084
0999 O LEGAL OCCUPATIONS STUDENT TRAINEE	30	16	14	30	16	14
0900 LEGAL AND KINDRED	78,755	30,148	48,607	7,134	4,236	2,898	71,621	25,912	45,709
1001 * GENERAL ARTS AND INFORMATION	3,294	1,577	1,717	439	299	140	2,855	1,278	1,577
1008 A INTERIOR DESIGN	220	32	188	11	4	7	209	28	181
1010 T EXHIBITS SPECIALIST	361	304	57	44	36	8	317	268	49
1015 P MUSEUM CURATOR	368	212	156	120	77	43	248	135	113
1016 T MUSEUM SPECIALIST AND TECHNICIAN	847	403	444	61	30	31	786	373	413
1020 T ILLUSTRATING	610	367	243	45	35	10	565	332	233
1021 C OFFICE DRAFTING	5	5	5	5	...
1035 A PUBLIC AFFAIRS	4,262	1,802	2,460	620	361	259	3,642	1,441	2,201

1/ P = PROFESSIONAL, A = ADMINISTRATIVE, T = TECHNICAL, C = CLERICAL, O = OTHER, * = SPLIT OCCUPATIONAL CATEGORY

TABLE W-H FULL-TIME CIVILIAN WHITE-COLLAR EMPLOYMENT BY OCCUPATION, SUPERVISORY POSITION, AND GENDER, ALL AREAS, SEPTEMBER 30, 1997

OCCUPATION CODES 1/ TITLES	TOTAL			SUPERVISORY			NON-SUPERVISORY		
	TOTAL	MEN	WOMEN	TOTAL	MEN	WOMEN	TOTAL	MEN	WOMEN
1040 A LANGUAGE SPECIALIST	634	274	360	37	14	23	597	260	337
1046 C LANGUAGE CLERICAL	49	8	41	49	8	41
1051 A MUSIC SPECIALIST	18	15	3	3	3	...	15	12	3
1054 A THEATER SPECIALIST	14	12	2	3	3	...	11	9	2
1056 A ART SPECIALIST	115	66	49	71	42	29	44	24	20
1060 T PHOTOGRAPHY	1,190	924	266	86	77	9	1,104	847	257
1071 A AUDIOVISUAL PRODUCTION	1,161	923	238	154	135	19	1,007	788	219
1082 A WRITING AND EDITING	1,533	446	1,087	107	40	67	1,426	406	1,020
1083 A TECHNICAL WRITING AND EDITING	1,220	501	719	99	43	56	1,121	458	663
1084 A VISUAL INFORMATION	1,907	1,049	858	213	162	51	1,694	887	807
1087 * EDITORIAL ASSISTANCE	806	60	746	15	1	14	791	59	732
1099 O INFORMATION AND ARTS STUDENT TRAINEE	25	9	16	25	9	16
1000 INFORMATION AND ARTS	18,639	8,989	9,650	2,128	1,362	766	16,511	7,627	8,884
1101 * GENERAL BUSINESS AND INDUSTRY	20,082	9,076	11,006	4,306	3,173	1,133	15,776	5,903	9,873
1102 P CONTRACTING	28,210	11,544	16,666	4,044	2,219	1,825	24,166	9,325	14,841
1103 A INDUSTRIAL PROPERTY MANAGEMENT	694	386	308	26	18	8	668	368	300
1104 A PROPERTY DISPOSAL	962	497	465	259	175	84	703	322	381
1105 T PURCHASING	4,916	992	3,924	160	41	119	4,756	951	3,805
1106 * PROCUREMENT CLERICAL AND TECHNICIAN	5,410	673	4,737	47	10	37	5,363	663	4,700
1107 * PROPERTY DISPOSAL CLERICAL AND TECHNICIAN	427	110	317	1	...	1	426	110	316
1130 A PUBLIC UTILITIES SPECIALIST	680	386	294	57	45	12	623	341	282
1140 A TRADE SPECIALIST	668	391	277	109	82	27	559	309	250
1144 A COMMISSARY MANAGEMENT	1,462	1,103	359	1,268	971	297	194	132	62
1145 A AGRICULTURAL PROGRAM SPECIALIST	339	217	122	28	21	7	311	196	115
1146 A AGRICULTURAL MARKETING	551	344	207	110	84	26	441	260	181
1147 A AGRICULTURAL MARKET REPORTING	171	124	47	21	20	1	150	104	46
1150 A INDUSTRIAL SPECIALIST	1,718	1,379	339	93	82	11	1,625	1,297	328
1152 T PRODUCTION CONTROL	4,905	3,645	1,260	449	399	50	4,456	3,246	1,210
1160 A FINANCIAL ANALYSIS	1,446	824	622	118	80	38	1,328	744	584
1161 A CROP INSURANCE ADMINISTRATION	1	...	1	1	...	1
1162 A CROP INSURANCE UNDERWRITING	75	60	15	10	10	...	65	50	15
1163 A INSURANCE EXAMINING	60	47	13	11	11	...	49	36	13
1165 A LOAN SPECIALIST	4,269	2,375	1,894	544	407	137	3,725	1,968	1,757
1169 A INTERNAL REVENUE OFFICER	7,352	3,842	3,510	825	532	293	6,527	3,310	3,217
1170 A REALTY	3,185	1,616	1,569	413	278	135	2,772	1,338	1,434
1171 A APPRAISING	847	666	181	68	60	8	779	606	173
1173 A HOUSING MANAGEMENT	2,487	986	1,501	796	378	418	1,691	608	1,083
1176 A BUILDING MANAGEMENT	1,246	923	323	370	299	71	876	624	252
1199 O BUSINESS AND INDUSTRY STUDENT TRAINEE	68	25	43	68	25	43
1100 BUSINESS AND INDUSTRY	92,231	42,231	50,000	14,133	9,395	4,738	78,098	32,836	45,262
1202 T PATENT TECHNICIAN	14	2	12	14	2	12
1210 A COPYRIGHT	177	73	104	177	73	104
1211 T COPYRIGHT TECHNICIAN	64	38	26	64	38	26
1220 P PATENT ADMINISTRATION	78	63	15	39	31	8	39	32	7
1221 P PATENT ADVISER	28	17	11	6	6	...	22	11	11
1222 P PATENT ATTORNEY	211	186	25	22	21	1	189	165	24
1223 P PATENT CLASSIFYING	70	56	14	5	3	2	65	53	12
1224 P PATENT EXAMINING	2,269	1,765	504	170	138	32	2,099	1,627	472

1/ P = PROFESSIONAL, A = ADMINISTRATIVE, T = TECHNICAL, C = CLERICAL, O = OTHER, * = SPLIT OCCUPATIONAL CATEGORY

TABLE W-H FULL-TIME CIVILIAN WHITE-COLLAR EMPLOYMENT BY OCCUPATION, SUPERVISORY POSITION, AND GENDER, ALL AREAS, SEPTEMBER 30, 1997

OCCUPATION CODES 1/ TITLES	TOTAL			SUPERVISORY			NON-SUPERVISORY		
	TOTAL	MEN	WOMEN	TOTAL	MEN	WOMEN	TOTAL	MEN	WOMEN
1226 P DESIGN PATENT EXAMINING	50	21	29	4	4	...	46	17	29
1299 O COPYRIGHT AND PATENT STUDENT TRAINEE
1200 COPYRIGHT, PATENT, AND TRADE-MARK	2,961	2,221	740	246	203	43	2,715	2,018	697
1301 P GENERAL PHYSICAL SCIENCE	6,454	4,992	1,462	1,153	989	164	5,301	4,003	1,298
1306 P HEALTH PHYSICS	790	638	152	82	76	6	708	562	146
1310 P PHYSICS	2,944	2,737	207	389	379	10	2,555	2,358	197
1311 T PHYSICAL SCIENCE TECHNICIAN	2,413	1,712	701	128	114	14	2,285	1,598	687
1313 P GEOPHYSICS	433	393	40	29	29	...	404	364	40
1315 P HYDROLOGY	2,555	2,107	448	409	368	41	2,146	1,739	407
1316 T HYDROLOGIC TECHNICIAN	1,491	1,259	232	81	79	2	1,410	1,180	230
1320 P CHEMISTRY	6,348	4,592	1,756	737	613	124	5,611	3,979	1,632
1321 P METALLURGY	157	141	16	25	24	1	132	117	15
1330 P ASTRONOMY AND SPACE SCIENCE	452	417	35	54	49	5	398	368	30
1340 P METEOROLOGY	2,929	2,677	252	307	289	18	2,622	2,388	234
1341 T METEOROLOGICAL TECHNICIAN	1,070	971	99	159	153	6	911	818	93
1350 P GEOLOGY	1,829	1,482	347	146	126	20	1,683	1,356	327
1360 P OCEANOGRAPHY	661	541	120	91	80	11	570	461	109
1361 A NAVIGATIONAL INFORMATION	132	98	34	9	9	...	123	89	34
1370 P CARTOGRAPHY	1,097	845	252	170	146	24	927	699	228
1371 T CARTOGRAPHIC TECHNICIAN	1,257	803	454	18	14	4	1,239	789	450
1372 P GEODESY	96	79	17	9	8	1	87	71	16
1373 P LAND SURVEYING	479	458	21	64	64	...	415	394	21
1374 T GEODETIC TECHNICIAN	60	42	18	2	2	...	58	40	18
1380 P FOREST PRODUCTS TECHNOLOGY	42	35	7	3	2	1	39	33	6
1382 P FOOD TECHNOLOGY	217	152	65	42	39	3	175	113	62
1384 P TEXTILE TECHNOLOGY	82	38	44	5	4	1	77	34	43
1386 P PHOTOGRAPHIC TECHNOLOGY	31	30	1	1	1	...	30	29	1
1397 A DOCUMENT ANALYSIS	120	72	48	9	7	2	111	65	46
1399 O PHYSICAL SCIENCE STUDENT TRAINEE	133	90	43	133	90	43
1300 PHYSICAL SCIENCES	34,272	27,401	6,871	4,122	3,664	458	30,150	23,737	6,413
1410 P LIBRARIAN	2,747	899	1,848	525	135	390	2,222	764	1,458
1411 T LIBRARY TECHNICIAN	2,787	689	2,098	35	6	29	2,752	683	2,069
1412 A TECHNICAL INFORMATION SERVICES	1,218	361	857	116	40	76	1,102	321	781
1420 P ARCHIVIST	489	305	184	106	73	33	383	232	151
1421 * ARCHIVES TECHNICIAN	1,167	506	661	108	62	46	1,059	444	615
1499 O LIBRARY AND ARCHIVES STUDENT TRAINEE	4	2	2	2	4	2	2
1400 LIBRARY AND ARCHIVES	8,412	2,762	5,650	890	316	574	7,522	2,446	5,076
1510 P ACTUARY	195	144	51	27	24	3	168	120	48
1515 P OPERATIONS RESEARCH	3,374	2,562	812	546	465	81	2,828	2,097	731
1520 P MATHEMATICS	1,575	1,096	479	156	120	36	1,419	976	443
1521 T MATHEMATICS TECHNICIAN	19	2	17	19	2	17
1529 P MATHEMATICAL STATISTICIAN	1,097	747	350	166	124	42	931	623	308
1530 P STATISTICIAN	2,599	1,538	1,061	581	407	174	2,018	1,131	887
1531 * STATISTICAL ASSISTANT	1,205	146	1,059	46	4	42	1,159	142	1,017
1540 P CRYPTOGRAPHY
1541 T CRYPTANALYSIS	22	8	14	22	8	14
1550 P COMPUTER SCIENCE	3,204	2,216	988	299	219	80	2,905	1,997	908

1/ P = PROFESSIONAL, A = ADMINISTRATIVE, T = TECHNICAL, C = CLERICAL, O = OTHER, * = SPLIT OCCUPATIONAL CATEGORY

TABLE W-H FULL-TIME CIVILIAN WHITE-COLLAR EMPLOYMENT BY OCCUPATION, SUPERVISORY POSITION, AND GENDER, ALL AREAS, SEPTEMBER 30, 1997

OCCUPATION CODES 1/ TITLES	TOTAL			SUPERVISORY			NON-SUPERVISORY		
	TOTAL	MEN	WOMEN	TOTAL	MEN	WOMEN	TOTAL	MEN	WOMEN
1599 O MATHEMATICS AND STATISTICS STUDENT TRAINEE	47	31	16	47	31	16
1500 MATHEMATICS AND STATISTICS	13,337	8,490	4,847	1,821	1,363	458	11,516	7,127	4,389
1601 A GENERAL FACILITIES AND EQUIPMENT	2,640	2,266	374	1,432	1,388	44	1,208	878	330
1630 A CEMETERY ADMINISTRATION	112	94	18	100	85	15	12	9	3
1640 A FACILITY MANAGEMENT	1,673	1,546	127	681	659	22	992	887	105
1654 A PRINTING MANAGEMENT	1,247	785	462	288	240	48	959	545	414
1658 A LAUNDRY AND DRY CLEANING PLANT MANAGEMENT	159	140	19	91	83	8	68	57	11
1667 A STEWARD	314	279	35	253	228	25	61	51	10
1670 * EQUIPMENT SPECIALIST	7,498	6,753	745	503	473	30	6,995	6,280	715
1699 O EQUIPMENT AND FACILITIES MANAGEMENT STUDENT TRAINEE	3	3	3	3	...
1600 EQUIPMENT, FACILITIES, AND SERVICES	13,646	11,866	1,780	3,348	3,156	192	10,298	8,710	1,588
1701 P GENERAL EDUCATION AND TRAINING	10,594	3,496	7,098	1,528	439	1,089	9,066	3,057	6,009
1702 * EDUCATION AND TRAINING TECHNICIAN	7,990	1,411	6,579	322	105	217	7,668	1,306	6,362
1710 P EDUCATION AND VOCATIONAL TRAINING	5,433	1,702	3,731	508	286	222	4,925	1,416	3,509
1712 A TRAINING INSTRUCTION	5,106	3,923	1,183	619	522	97	4,487	3,401	1,086
1715 A VOCATIONAL REHABILITATION	574	432	142	33	29	4	541	403	138
1720 P EDUCATION PROGRAM	454	180	274	78	46	32	376	134	242
1725 P PUBLIC HEALTH EDUCATOR	75	19	56	12	1	11	63	18	45
1730 P EDUCATION RESEARCH	57	26	31	8	2	6	49	24	25
1740 P EDUCATION SERVICES	1,255	645	610	224	151	73	1,031	494	537
1750 P INSTRUCTIONAL SYSTEMS	1,570	860	710	372	225	147	1,198	635	563
1799 O EDUCATION STUDENT TRAINEE	19	2	17	19	2	17
1700 EDUCATION	33,127	12,696	20,431	3,704	1,806	1,898	29,423	10,890	18,533
1801 A GENERAL INSPECTION, INVESTIGATION, AND COMPLIANCE	9,720	6,214	3,506	1,465	1,053	412	8,255	5,161	3,094
1802 * COMPLIANCE INSPECTION AND SUPPORT	6,805	2,926	3,879	376	260	116	6,429	2,666	3,763
1810 A GENERAL INVESTIGATING	2,742	1,602	1,140	400	247	153	2,342	1,355	987
1811 A CRIMINAL INVESTIGATING	34,576	29,619	4,957	4,927	4,545	382	29,649	25,074	4,575
1812 A GAME LAW ENFORCEMENT	364	329	35	81	77	4	283	252	31
1815 A AIR SAFETY INVESTIGATING	91	83	8	17	16	1	74	67	7
1816 A IMMIGRATION INSPECTION	4,554	3,461	1,093	550	414	136	4,004	3,047	957
1822 A MINE SAFETY AND HEALTH	1,192	1,150	42	213	206	7	979	944	35
1825 A AVIATION SAFETY	3,574	3,350	224	406	372	34	3,168	2,978	190
1831 A SECURITIES COMPLIANCE EXAMINING	203	105	98	6	4	2	197	101	96
1850 A AGRICULTURAL COMMODITY WAREHOUSE EXAMINING	72	64	8	4	3	1	68	61	7
1854 A ALCOHOL, TOBACCO, AND FIREARMS INSPECTION	716	380	336	120	72	48	596	308	288
1862 T CONSUMER SAFETY INSPECTION	173	86	87	5	2	3	168	84	84
1863 T FOOD INSPECTION	6,696	4,671	2,025	33	32	1	6,663	4,639	2,024
1864 A PUBLIC HEALTH QUARANTINE INSPECTION	31	14	17	11	6	5	20	8	12
1884 O CUSTOMS PATROL OFFICER	19	17	2	1	1	...	18	16	2
1889 A IMPORT SPECIALIST	1,253	585	668	99	59	40	1,154	526	628
1890 A CUSTOMS INSPECTION	7,299	5,731	1,568	958	810	148	6,341	4,921	1,420
1894 A CUSTOMS ENTRY AND LIQUIDATING	474	121	353	134	36	98	340	85	255
1895 T CUSTOMS WAREHOUSE OFFICER
1896 O BORDER PATROL AGENT	6,819	6,516	303	1,074	1,035	39	5,745	5,481	264
1897 * CUSTOMS AID	969	324	645	15	7	8	954	317	637
1898 A ADMEASUREMENT	15	14	1	4	4	...	11	10	1
1899 O INVESTIGATION STUDENT TRAINEE	58	34	24	58	34	24
1800 INVESTIGATION	88,415	67,396	21,019	10,899	9,261	1,638	77,516	58,135	19,381

1/P = PROFESSIONAL, A = ADMINISTRATIVE, T = TECHNICAL, C = CLERICAL, O = OTHER, * = SPLIT OCCUPATIONAL CATEGORY

TABLE W-H FULL-TIME CIVILIAN WHITE-COLLAR EMPLOYMENT BY OCCUPATION, SUPERVISORY POSITION, AND GENDER, ALL AREAS, SEPTEMBER 30, 1997

OCCUPATION CODES 1/ TITLES	TOTAL			SUPERVISORY			NON-SUPERVISORY		
	TOTAL	MEN	WOMEN	TOTAL	MEN	WOMEN	TOTAL	MEN	WOMEN
1910 A QUALITY ASSURANCE	8,873	7,657	1,216	553	516	37	8,320	7,141	1,179
1980 T AGRICULTURAL COMMODITY GRADING	1,956	1,385	571	272	251	21	1,684	1,134	550
1981 T AGRICULTURAL COMMODITY AID	174	107	67	174	107	67
1999 O QUALITY INSPECTION STUDENT TRAINEE	6	4	2	6	4	2
1900 QUALITY ASSURANCE, INSPECTION, AND GRADING	11,009	9,153	1,856	825	767	58	10,184	8,386	1,798
2001 * GENERAL SUPPLY	3,759	2,159	1,600	974	684	290	2,785	1,475	1,310
2003 A SUPPLY PROGRAM MANAGEMENT	4,744	2,711	2,033	1,300	917	383	3,444	1,794	1,650
2005 * SUPPLY CLERICAL AND TECHNICIAN	17,026	7,367	9,659	817	451	366	16,209	6,916	9,293
2010 A INVENTORY MANAGEMENT	5,764	2,328	3,436	706	376	330	5,058	1,952	3,106
2030 A DISTRIBUTION FACILITIES AND STORAGE MANAGEMENT	711	549	162	324	272	52	387	277	110
2032 A PACKAGING	293	203	90	26	19	7	267	184	83
2050 A SUPPLY CATALOGING	247	103	144	27	15	12	220	88	132
2091 C SALES STORE CLERICAL	1,847	193	1,654	310	26	284	1,537	167	1,370
2099 O SUPPLY STUDENT TRAINEE	11	2	9	1	1	...	10	1	9
2000 SUPPLY	34,402	15,615	18,787	4,485	2,761	1,724	29,917	12,854	17,063
2101 A TRANSPORTATION SPECIALIST	7,384	6,362	1,022	933	792	141	6,451	5,570	881
2102 * TRANSPORTATION CLERK AND ASSISTANT	4,540	1,357	3,183	286	113	173	4,254	1,244	3,010
2110 A TRANSPORTATION INDUSTRY ANALYSIS	103	66	37	19	15	4	84	51	33
2121 A RAILROAD SAFETY	387	366	21	6	6	...	381	360	21
2123 A MOTOR CARRIER SAFETY	265	188	77	265	188	77
2125 A HIGHWAY SAFETY	276	205	71	47	36	11	229	169	60
2130 A TRAFFIC MANAGEMENT	1,724	959	765	558	375	183	1,166	584	582
2131 * FREIGHT RATE	637	201	436	64	27	37	573	174	399
2135 T TRANSPORTATION LOSS AND DAMAGE CLAIMS EXAMINING	152	33	119	5	1	4	147	32	115
2144 T CARGO SCHEDULING	54	38	16	9	8	1	45	30	15
2150 A TRANSPORTATION OPERATIONS	1,111	841	270	305	256	49	806	585	221
2151 C DISPATCHING	419	279	140	19	16	3	400	263	137
2152 A AIR TRAFFIC CONTROL	23,781	20,477	3,304	3,690	3,252	438	20,091	17,225	2,866
2154 T AIR TRAFFIC ASSISTANCE	501	380	121	24	19	5	477	361	116
2161 A MARINE CARGO	40	34	6	8	7	1	32	27	5
2181 T AIRCRAFT OPERATION	2,607	2,570	37	509	506	3	2,098	2,064	34
2183 T AIR NAVIGATION	302	297	5	28	28	...	274	269	5
2185 T AIRCREW TECHNICIAN	964	936	28	145	143	2	819	793	26
2199 O TRANSPORTATION STUDENT TRAINEE	18	10	8	18	10	8
2100 TRANSPORTATION	45,265	35,599	9,666	6,655	5,600	1,055	38,610	29,999	8,611
2299 UNSPECIFIED WHITE-COLLAR SERIES	317	186	131	20	15	5	297	171	126
2200 UNSPECIFIED	317	186	131	20	15	5	297	171	126

1/ P = PROFESSIONAL, A = ADMINISTRATIVE, T = TECHNICAL, C = CLERICAL, O = OTHER, * = SPLIT OCCUPATIONAL CATEGORY

CHARACTERISTICS OF FEDERAL CIVILIAN BLUE-COLLAR WORKERS

Employment Totals by Gender

The occupational survey as of September 30, 1997, covered 248,739 full-time Federal civilian employees in trades and labor occupations, collectively referred to as blue-collar occupations. **Appendix I** gives a description of the survey population coverage; the major exclusions of blue-collar workers are foreign nationals employed overseas and employees of the U.S. Postal Service.

Most blue-collar workers were men (225,984 or 90.9 percent); women held 22,755 (9.1 percent) of the blue-collar jobs. Tables **B-A1, B-A2, B-C and B-D** display blue-collar employment by gender in the columns. Since the September 1995 survey, blue-collar employment dropped by 33,402 (-11.8 percent); men decreased by 29,461 (-11.5 percent) and women decreased by 3,941 (-14.8 percent).

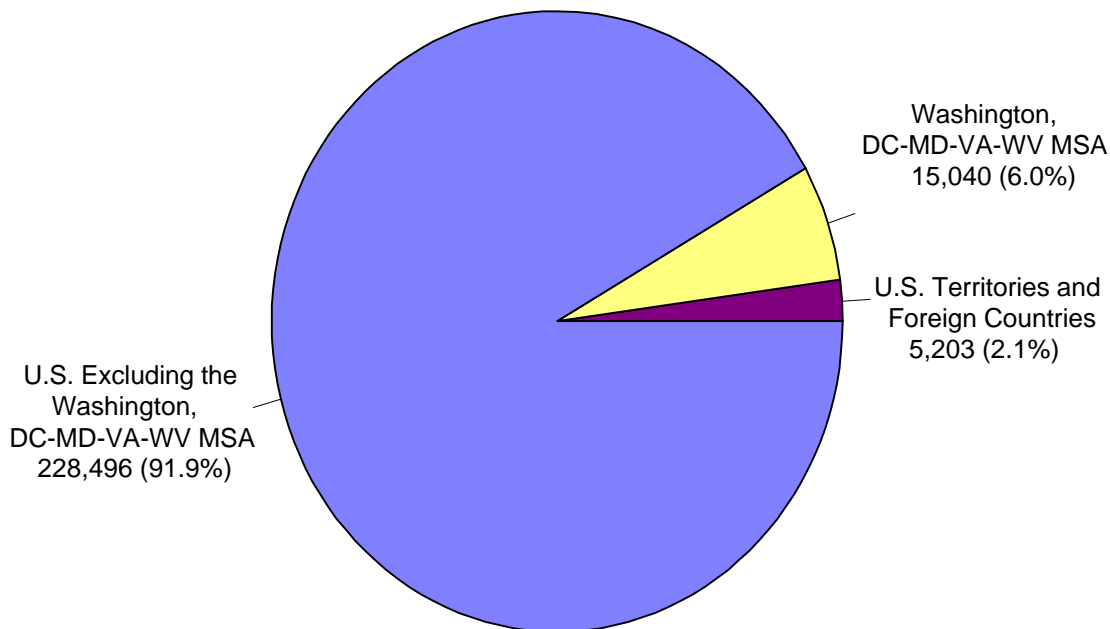
Major Geographic Areas

While 2.1 percent (5,203) of the blue-collar employees worked overseas and 6.0 percent (15,040) were located in the Washington, District of Columbia - Maryland - Virginia - West Virginia Metropolitan Statistical Area (MSA), most blue-collar employees had duty stations throughout the 50 States (91.9 percent or 228,496).

Figure 1 below illustrates the distribution of blue-collar employment by major geographic area. Tables **B-A1, B-A2, and B-C** display blue-collar employment by major geographic area.

Blue-collar employment declined over the past 2 years in all the major geographic areas: in the Nation's Capital by 2,768 (-15.5 percent), in the remaining United States by 29,522 (-11.4 percent), and in overseas locations by 1,112 (-17.6 percent).

FIGURE 1 - BLUE-COLLAR EMPLOYMENT BY MAJOR GEOGRAPHIC AREA
SEPTEMBER 30, 1997

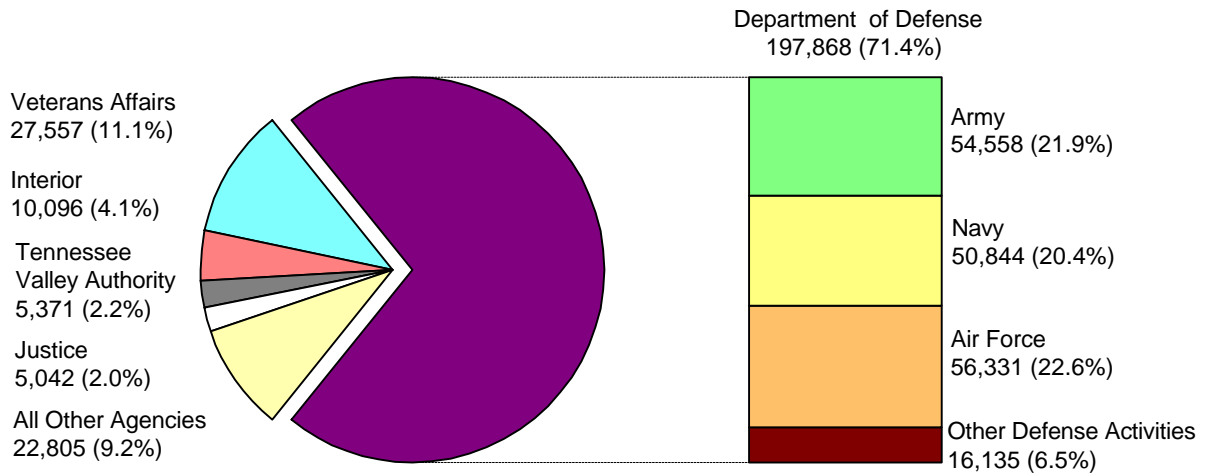


Major Agencies

The Department of Defense employed nearly three of every four blue-collar workers in the following components: Air Force (56,331); Army (54,558); Navy (50,844); Defense Logistics Agency (10,824); and all other Defense agencies (5,311, mostly in the Defense Commissary Agency). The other major blue-collar employers were the Department of Veterans Affairs (27,557); Department of the Interior (10,096); Tennessee Valley Authority (5,371); and Department of Justice (5,042). **Figure 2** below shows the distribution of Federal blue-collar workers for these agencies. Tables **B-A1** and **B-B** display blue-collar employment by selected agency.

Agency blue-collar employment levels have changed considerably since September 1995. Large decreases occurred in six agencies: Navy (down 14,536 or -22.2 percent); Army (down 5,141 or -8.6 percent); Veterans Affairs (down 3,533 or -11.4 percent); Air Force (down 2,672 or -4.5 percent); Defense Logistics Agency (down 2,167 or -16.7 percent); and all other Defense agencies (down 1,677 or -24.0 percent). Only Justice had a sizeable increase in its blue-collar workforce, up 454 or 9.9 percent.

FIGURE 2 - BLUE-COLLAR EMPLOYMENT BY SELECTED DEPARTMENTS AND AGENCIES
SEPTEMBER 30, 1997



Occupational Series

Blue-collar workers are classified into 410 different occupations and the 379 occupations with employment are shown on Tables **B-A2, B-B, B-C and B-D**.

There were three new occupations (without employment) since the last survey; abolished occupations are discussed in **Appendix I** Survey Changes and any employee records with abolished occupations were recoded to the appropriate occupation. Occupations ranged in size from many occupations with fewer than 10 employees each to 15,539 employees in series 6907 Materials Handler in September 1997.

There were 15 occupations with at least 5,000 blue-collar employees as of September 1995 or 1997 as shown in **Table B1** below; these 15 occupations comprised 49 percent of the 1997 blue-collar workforce. Eight of the large occupations each lost over 1,000 of their employees since September 1995 due to cutbacks in the Departments of Defense and Veterans Affairs.

For blue-collar women, the ten major occupations with 500 or more women were: Food Service Worker with 3,776 women; Custodial Worker 2,463; Materials Handler 2,010; Cook 1,263; Store Worker 776; Laborer 603; Packing 581; Tools and Parts Attendant 543; Electronics Mechanic 527; and Miscellaneous General Services and Support Work 505.

Since September 1995, Food Service Work lost 775 women, including 514 at Veterans Affairs and 206 at Defense agencies. Custodial Work dropped 488 women in various agencies. Defense agencies caused the downsizing of women in several occupations: 159 Electronics Mechanics, 362 Materials Handlers, and 123 Sheet Metal Mechanics. Laundry Working lost 124 women due to Veterans Affairs. Miscellaneous General Services and Support Work dropped 258 women due to Agriculture.

**Table B1 - BLUE-COLLAR OCCUPATIONS WITH 5,000 OR MORE EMPLOYEES
SEPTEMBER 1995 OR 1997**

Occupation Code	Series Title	1995 Employment	1997 Employment	Change	Percent Change
6907	Materials Handler	18,429	15,539	-2,890	-15.7
4749	Maintenance Mechanic	11,938	12,124	+186	+1.6
3566	Custodial Worker	14,045	11,942	-2,103	-15.0
8852	Aircraft Mechanic	12,604	11,907	-697	-5.5
5803	Heavy Mobile Equipment Mechanic	10,531	10,199	-332	-3.2
2604	Electronics Mechanic	9,545	8,064	-1,481	-15.5
5703	Motor Vehicle Operator	8,213	7,317	-896	-10.9
3806	Sheet Metal Mechanic	8,556	7,254	-1,302	-15.2
7408	Food Service Worker	8,373	7,052	-1,321	-15.8
2805	Electrician	7,224	6,016	-1,208	-16.7
5823	Automotive Mechanic	6,139	5,817	-322	-5.2
3502	Laborer	6,652	5,389	-1,263	-19.0
3414	Machinist	5,730	4,741	-989	-17.3
4204	Pipefitter	5,630	4,547	-1,083	-19.2
4102	Painter	5,072	4,236	-836	-16.5

Job Families and Employment Trends

The 410 different blue-collar occupations are organized into 37 job family groups. About three of every four blue-collar employees (184,363 or 74 percent) worked in these 12 job families: Warehousing and Stock Handling (25,453); General Maintenance and Operation (18,722); General Services and Support Work (18,672); Transportation/Mobile Equipment Maintenance (17,081); Electronic Equipment Installation and Maintenance (15,868); Transportation/Mobile Equipment Operation (15,523); Aircraft Overhaul (14,036); Electrical Installation and Maintenance (12,939); Food Preparation and Serving (12,607); Industrial Equipment Maintenance (11,635); Metal Work (10,423); and Industrial Equipment Operation (10,404). Tables **B-A2**, **B-B**, **B-C** and **B-D** display blue-collar employment by occupations and job families.

During the past 2 years, 12 job families dropped over a thousand workers. Compared to the 11.8 percent overall blue-collar decline, 11 job families decreased by more than 16 percent, each due mostly to Defense Department cutbacks: Film Processing -53.1 percent (down 17); Printing -26.9 percent (down 973); Packing and Processing -26.7 percent (down 1,054); Instrument Work -19.5 percent (down 463); Metal Work -19.2 percent (down 2,478); Wood Work -17.2 percent (down 986); Miscellaneous Occupations -17.1 percent (down 502); General Services and Support -16.7 percent (down 3,755); Plumbing and Pipefitting -16.7 percent (down 1,236); Painting and Paperhanging -16.7 percent (down 895); and Machine Tool Work -16.6 percent (down 1,263). The following **Table B2** presents the large blue-collar job families with 4,000 or more employees in September 1997 with numerical and percentage changes from September 1995.

Table B2 also displays job family trend data for 1977 through 1997. Blue-collar employment has declined steadily over the years due to agency reductions, contracting out, and the changing nature of Federal agency functions. From 1977 to 1997, blue-collar employment dropped by almost half (down 216,609 or -46.5 percent). Seven job families dropped by more than 10,000 employees: General Services and Support Work (down 23,150 or -55.4 percent), Machine Tool Work (down 15,158 or -70.5 percent), Transportation/Mobile Equipment Operation (down 15,023 or -49.2 percent), Food Preparation and Serving (down 13,159 or -51.1 percent), Electrical Installation and Maintenance (down 12,005 or -48.1 percent), Plumbing (down 11,954 or -66.0 percent), Metal Work (down 11,406 or -52.3 percent). Only General Maintenance and Operation

increased over the past 20 years, up 2,128 or 12.8 percent.

Average Annual Base Salaries

Average annualized salary data are computed using basic rates of pay and exclude overtime pay, premium pay for night work or hazardous duty, and post differentials or cost-of-living allowances paid to employees serving outside the 48 contiguous States. Blue-collar pay rates are determined on a prevailing rate basis by locality. The worldwide average salary for the blue-collar workforce as of September 30, 1997, was \$34,478; average salaries for blue-collar men and women were \$35,060 and \$28,698, respectively. Average salaries rose 5.8 percent (by \$1,905) from September 1995 to September 1997; men's salaries rose \$1,920 (5.8 percent) and women's salaries rose \$1,552 (5.7 percent).

September 1997 blue-collar average salaries in the major geographic areas were: \$35,790 in the Washington, DC-MD-VA-WV Metropolitan Statistical Area (MSA); \$34,503 in the remaining United States; and \$29,588 overseas. Since September 1995, average salaries increased in the Washington, DC-MD-VA-WV MSA by \$2,315 (6.9 percent); in the rest of the United States by \$1,883 (5.8 percent); and overseas by \$1,478 (5.3 percent). **Table B-C** displays average annual salaries for blue-collar employment by occupation, job family group, major geographic area, and gender.

The highest September 1997 average salaries were in the printing job family: \$45,273 for men and \$38,911 for women. The lowest average salaries were in general services and support work: \$23,163 for men and \$22,311 for women.

Supervisory Status

Ten percent of blue-collar employees were supervisors in September 1997. Men comprised 91 percent of the blue-collar workforce and held 94 percent of supervisory positions. This employment pattern was unchanged from September 1995. Overall blue-collar employment declined by 12 percent and blue-collar supervisors also decreased by 12 percent. The following **Table B3** presents blue-collar employment by major geographic area, gender, and supervisory status. **Table B-D** displays blue-collar employment by occupation, job family, supervisory position, and gender.

**TABLE B2 - TREND OF FULL-TIME CIVILIAN BLUE-COLLAR EMPLOYMENT BY SELECTED JOB FAMILY GROUP AS OF OCTOBER 31, 1977-1985
AND SEPTEMBER 30, 1987-1997 (EXCLUDES U.S. POSTAL SERVICE AND FOREIGN NATIONALS EMPLOYED OVERSEAS)**

JOB FAMILY GROUP	1977	1979	1981	1983	1985	1987	1989	1991	1993	1995	1997	CHANGE 1995-97	PERCENT CHANGE 1995-97
CODE TITLE													
TOTAL.....	465,348	457,727	452,069	431,792	423,094	404,250	382,632	359,376	323,413	282,141	248,739	-33,402	-11.8
2600 ELECTRONIC EQUIPMENT INSTALLATION & MAINTENANCE.....	24,969	24,680	23,865	25,023	25,262	24,821	23,653	22,514	20,813	17,650	15,868	-1,782	-10.1
2800 ELECTRICAL INSTALLATION & MAINTENANCE.....	24,944	25,452	24,453	24,201	23,195	21,970	20,789	19,365	17,267	14,810	12,939	-1,871	-12.6
3400 MACHINE TOOL WORK.....	21,502	18,533	17,991	16,066	15,208	14,192	13,040	11,788	9,747	7,607	6,344	-1,263	-16.6
3500 GENERAL SERVICES & SUPPORT WORK.....	41,822	39,842	37,720	35,052	32,529	31,967	28,155	27,702	25,284	22,427	18,672	-3,755	-16.7
3700 METAL PROCESSING.....	9,265	9,031	9,166	9,024	9,125	8,754	8,436	7,998	7,045	5,837	5,107	-730	-12.5
3800 METAL WORK.....	21,829	22,530	25,579	24,041	23,307	21,315	20,929	19,134	16,135	12,901	10,423	-2,478	-19.2
4100 PAINTING & PAPERHANGING.....	9,904	10,090	10,207	9,700	9,770	9,409	8,541	7,467	6,636	5,366	4,471	-895	-16.7
4200 PLUMBING & PIPEFITTING.....	18,124	19,622	18,640	16,721	15,272	13,844	12,603	10,959	8,972	7,406	6,170	-1,236	-16.7
4400 PRINTING.....	10,725	10,184	8,301	7,141	6,617	6,045	5,825	5,428	4,754	3,616	2,643	-973	-26.9
4600 WOOD WORK.....	13,272	13,689	12,707	10,273	10,061	9,170	8,255	7,378	6,488	5,726	4,740	-986	-17.2
4700 GENERAL MAINTENANCE & OPERATION.....	16,594	17,439	17,415	19,108	20,141	20,207	20,950	21,650	21,305	19,312	18,722	-590	-3.1
5300 INDUSTRIAL EQUIPMENT MAINTENANCE.....	16,896	19,637	19,928	21,590	21,632	20,770	19,979	18,407	16,212	13,540	11,635	-1,905	-14.1
5400 INDUSTRIAL EQUIPMENT OPERATION.....	17,075	18,039	18,061	17,649	17,113	16,397	15,309	13,972	13,013	11,754	10,404	-1,350	-11.5
5700 TRANSPORTATION/MOBILE EQUIPMENT OPERATION.....	30,546	29,127	28,627	27,599	26,016	24,035	22,268	21,676	19,536	17,092	15,523	-1,569	-9.2
5800 TRANSPORTATION/MOBILE EQUIPMENT MAINTENANCE.....	25,618	24,306	23,041	22,365	23,516	23,130	22,473	20,939	19,694	17,880	17,081	-799	-4.5
6600 ARMAMENT WORK.....	5,088	5,270	5,311	5,651	6,003	6,041	5,724	5,387	4,895	4,031	3,473	-558	-13.8
6900 WAREHOUSING & STOCK HANDLING.....	34,914	34,238	39,762	40,564	40,940	39,260	37,513	36,424	32,579	29,145	25,453	-3,692	-12.7
7000 PACKING & PROCESSING.....	8,514	8,507	8,761	8,039	8,476	7,523	7,016	5,757	4,995	3,954	2,900	-1,054	-26.7
7400 FOOD PREPARATION & SERVING.....	25,766	24,476	22,680	21,252	20,824	19,794	18,012	16,970	15,279	14,435	12,607	-1,828	-12.7
8600 ENGINE OVERHAUL.....	6,304	5,448	5,538	5,724	6,088	5,769	5,417	5,090	4,635	4,463	4,334	-129	-2.9
8800 AIRCRAFT OVERHAUL.....	17,559	16,518	17,200	16,754	17,337	17,203	16,546	16,955	16,226	14,741	14,036	-705	-4.8
9900 VESSEL JOBS EXCLUDED FROM THE FEDERAL WAGE SYSTEM*.....	7,812	8,194	2,545	4,190	5,061	4,482	4,711	4,645	4,032	3,666	3,372	-294	-8.0
ALL OTHER FAMILIES.....	56,306	52,875	54,571	44,065	39,601	38,152	36,488	31,771	27,871	24,782	21,822	-2,960	-11.9

NOTE THAT TABLE DISPLAYS THOSE GROUPS WITH 3,500 OR MORE EMPLOYEES AS OF SEPTEMBER 30, 1995 OR 1997.

* Formerly the 5900 group in 1977-1979 and the 9800 group in 1981-1987.

**Table B3 - FULL-TIME FEDERAL CIVILIAN BLUE-COLLAR EMPLOYMENT
BY MAJOR GEOGRAPHIC AREA, GENDER, AND SUPERVISORY STATUS
SEPTEMBER 30, 1997**

Major Geographic Area and Gender	Total	Supervisors	Non-Supervisors
All Areas			
Total	248,739	24,733	224,006
Men	225,984	23,292	202,692
Women	22,755	1,441	21,314
United States Excluding Washington, DC-MD-VA-WV Metropolitan Statistical Area (MSA)			
Total	228,496	22,973	205,523
Men	208,719	21,683	187,036
Women	19,777	1,290	18,487
Washington, DC-MD-VA-WV MSA			
Total	15,040	1,280	13,760
Men	12,816	1,156	11,660
Women	2,224	124	2,100
Overseas			
Total	5,203	480	4,723
Men	4,449	453	3,996
Women	754	27	727

BLUE-COLLAR STATISTICAL TABLES INDEX

	Page
Table B-A1 Full-Time Civilian Blue-Collar Employment by Selected Agency, Major Geographic Area, and Gender, September 30, 1997	133
Table B-A2 Full-Time Civilian Blue-Collar Employment by Occupation, Major Geographic Area, and Gender, September 30, 1997	134
Table B-B Full-Time Civilian Blue-Collar Employment by Occupation and Selected Agency, September 30, 1997	143
Table B-C Full-Time Civilian Blue-Collar Employment and Average Salary by Occupation, Major Geographic Area, and Gender, September 30, 1997	157
Table B-D Full-Time Civilian Blue-Collar Employment by Occupation, Supervisory Position, and Gender, September 30, 1997	165

TABLE B-A1 FULL-TIME CIVILIAN BLUE-COLLAR EMPLOYMENT BY AGENCY, MAJOR GEOGRAPHIC AREA, AND GENDER, SEPTEMBER 30, 1997

AGENCY	ALL AREAS			WASHINGTON, DC-MD-VA-WV MSA*			UNITED STATES EXCLUDING WASHINGTON, DC-MD-VA-WV MSA*			OVERSEAS		
	TOTAL	MEN	WOMEN	TOTAL	MEN	WOMEN	TOTAL	MEN	WOMEN	TOTAL	MEN	WOMEN
GRAND TOTAL	248,739	225,984	22,755	15,040	12,816	2,224	228,496	208,719	19,777	5,203	4,449	754
ARCHITECT OF THE CAPITOL	1,336	1,023	313	1,336	1,023	313
GOVERNMENT PRINTING OFFICE	1,660	1,255	405	1,630	1,231	399	30	24	6
LIBRARY OF CONGRESS	105	92	13	104	91	13	1	1
OTHER LEGISLATIVE BRANCH	42	36	6	42	36	6
EXECUTIVE OFFICE OF THE PRESIDENT	80	66	14	80	66	14
DEPARTMENT OF STATE	72	60	12	70	58	12	2	2
DEPARTMENT OF TREASURY	3,609	3,036	573	1,416	1,157	259	2,189	1,876	313	4	3	1
DEPARTMENT OF THE ARMY	54,558	51,260	3,298	1,750	1,564	186	51,520	48,742	2,778	1,288	954	334
DEPARTMENT OF THE NAVY	50,844	47,906	2,938	1,735	1,607	128	47,663	44,959	2,704	1,446	1,340	106
DEPARTMENT OF THE AIR FORCE	56,331	52,815	3,516	867	815	52	54,696	51,296	3,400	768	704	64
DEFENSE LOGISTICS AGENCY	10,824	9,162	1,662	100	89	11	10,597	8,952	1,645	127	121	6
OTHER DEFENSE ACTIVITIES	5,311	4,195	1,116	633	546	87	3,858	3,035	823	820	614	206
DEPARTMENT OF JUSTICE	5,042	4,623	419	361	282	79	4,655	4,318	337	26	23	3
DEPARTMENT OF INTERIOR	10,096	9,334	762	908	841	67	9,134	8,443	691	54	50	4
DEPARTMENT OF AGRICULTURE	3,342	2,614	728	275	257	18	3,028	2,321	707	39	36	3
DEPARTMENT OF COMMERCE	928	823	105	399	359	40	529	464	65
DEPARTMENT OF HEALTH AND HUMAN SERVICES	2,615	2,095	520	775	649	126	1,839	1,445	394	1	1	...
DEPARTMENT OF TRANSPORTATION	2,257	2,194	63	26	25	1	2,197	2,136	61	34	33	1
DEPARTMENT OF ENERGY	1,345	1,279	66	64	60	4	1,281	1,219	62
DEPARTMENT OF VETERANS AFFAIRS	27,557	22,148	5,409	246	201	45	26,989	21,648	5,341	322	299	23
FEDERAL EMERGENCY MANAGEMENT AGENCY	170	159	11	134	126	8	36	33	3
GENERAL SERVICES ADMINISTRATION	2,420	2,279	141	565	503	62	1,841	1,762	79	14	14	...
INTERNATIONAL BOUNDARY AND WATER COMMISSION:												
UNITED STATES AND MEXICO	93	93	93	93
NATIONAL AERONAUTICS AND SPACE ADMINISTRATION	404	371	33	67	67	...	337	304	33
PANAMA CANAL COMMISSION	258	255	3	258	255	3
SMITHSONIAN INSTITUTION	914	723	191	833	652	181	79	69	10	2	2	...
SOCIAL SECURITY ADMINISTRATION	427	379	48	17	15	2	410	364	46
U.S. ARMED FORCES RETIREMENT HOME	266	182	84	243	159	84	23	23
TENNESSEE VALLEY AUTHORITY	5,371	5,095	276	5,371	5,095	276
U.S. INFORMATION AGENCY	151	145	6	129	123	6	22	22
OTHER EXECUTIVE BRANCH	311	287	24	235	214	21	76	73	3

*MSA is Metropolitan Statistical Area



TABLE B-A2 FULL-TIME CIVILIAN BLUE-COLLAR EMPLOYMENT BY OCCUPATION, MAJOR GEOGRAPHIC AREA, AND GENDER, SEPTEMBER 30, 1997

OCCUPATION CODES TITLES		ALL AREAS			WASHINGTON, DC-MD-VA-WV METROPOLITAN STATISTICAL AREA			UNITED STATES EXCLUDING WASHINGTON, DC-MD-VA-WV METROPOLITAN STATISTICAL AREA			OVERSEAS		
		TOTAL	MEN	WOMEN	TOTAL	MEN	WOMEN	TOTAL	MEN	WOMEN	TOTAL	MEN	WOMEN
GRAND TOTAL		248,739	225,984	22,755	15,040	12,816	2,224	228,496	208,719	19,777	5,203	4,449	754
2501	MISCELLANEOUS WIRE COMMUNICATION EQUIPMENT INSTALLATION AND MAINTENANCE	22	20	2	2	1	1	19	18	1	1	1	...
2502	TELECOMMUNICATIONS MECHANIC	579	558	21	12	12	...	522	503	19	45	43	2
2504	WIRE COMMUNICATIONS CABLE SPLICING	129	126	3	1	1	...	113	110	3	15	15	...
2508	COMMUNICATIONS LINE INSTALLING AND REPAIRING	26	25	1	22	21	1	4	4	...
2500	WIRE COMMUNICATIONS EQUIPMENT INSTALLATION AND MAINTENANCE	756	729	27	15	14	1	676	652	24	65	63	2
2601	MISCELLANEOUS ELECTRONIC EQUIPMENT INSTALLATION AND MAINTENANCE	336	312	24	90	86	4	246	226	20
2602	ELECTRONIC MEASUREMENT EQUIPMENT MECHANIC	1,467	1,389	78	15	15	...	1,396	1,319	77	56	55	1
2604	ELECTRONICS MECHANIC	8,064	7,537	527	178	169	9	7,791	7,278	513	95	90	5
2606	ELECTRONIC INDUSTRIAL CONTROLS MECHANIC	1,104	1,074	30	138	137	1	963	934	29	3	3	...
2608	ELECTRONIC DIGITAL COMPUTER MECHANIC	697	668	29	16	16	...	666	638	28	15	14	1
2610	ELECTRONIC INTEGRATED SYSTEMS MECHANIC	4,200	4,030	170	46	45	1	4,106	3,941	165	48	44	4
2600	ELECTRONIC EQUIPMENT INSTALLATION AND MAINTENANCE	15,868	15,010	858	483	468	15	15,168	14,336	832	217	206	11
2801	MISCELLANEOUS ELECTRICAL INSTALLATION AND MAINTENANCE	172	163	9	13	13	...	157	148	9	2	2	...
2805	ELECTRICIAN	6,016	5,833	183	594	585	9	5,288	5,115	173	134	133	1
2810	ELECTRICIAN (HIGH VOLTAGE)	3,373	3,292	81	125	125	...	3,161	3,081	80	87	86	1
2854	ELECTRICAL EQUIPMENT REPAIRING	991	893	98	13	13	...	958	863	95	20	17	3
2892	AIRCRAFT ELECTRICIAN	2,387	2,204	183	14	14	...	2,367	2,184	183	6	6	...
2800	ELECTRICAL INSTALLATION AND MAINTENANCE	12,939	12,385	554	759	750	9	11,931	11,391	540	249	244	5
3101	MISCELLANEOUS FABRIC AND LEATHER WORK	30	27	3	30	27	3
3103	SHOE REPAIRING	6	6	...	1	1	...	5	5
3105	FABRIC WORKING	1,141	832	309	12	7	5	1,127	823	304	2	2	...
3106	UPHOLSTERING	146	119	27	23	22	1	121	96	25	2	1	1
3111	SEWING MACHINE OPERATING	226	17	209	6	2	4	218	15	203	2	...	2
3119	BROOM AND BRUSH MAKING	7	7	7	7
3100	FABRIC AND LEATHER WORK	1,556	1,008	548	42	32	10	1,508	973	535	6	3	3
3301	MISCELLANEOUS INSTRUMENT WORK	11	11	...	1	1	...	10	10
3306	OPTICAL INSTRUMENT REPAIRING	297	268	29	3	3	...	293	264	29	1	1	...
3314	INSTRUMENT MAKING	410	393	17	26	26	...	384	367	17
3359	INSTRUMENT MECHANIC	1,189	1,019	170	31	31	...	1,140	970	170	18	18	...
3364	PROJECTION EQUIPMENT REPAIRING	8	7	1	1	1	...	7	6	1
3300	INSTRUMENT WORK	1,915	1,698	217	62	62	...	1,834	1,617	217	19	19	...
3401	MISCELLANEOUS MACHINE TOOL WORK	358	344	14	3	3	...	350	336	14	5	5	...
3414	MACHINING	4,741	4,575	166	135	134	1	4,585	4,420	165	21	21	...
3416	TOOLMAKING	557	554	3	4	4	...	550	547	3	3	3	...
3417	TOOL GRINDING	35	34	1	35	34	1
3422	POWER SAW OPERATING	8	7	1	2	2	...	6	5	1
3428	DIE SINKING	5	5	5	5
3431	MACHINE TOOL OPERATING	640	560	80	5	5	...	635	555	80
3400	MACHINE TOOL WORK	6,344	6,079	265	149	148	1	6,166	5,902	264	29	29	...
3501	MISCELLANEOUS GENERAL SERVICES AND SUPPORT WORK	722	217	505	22	11	11	686	198	488	14	8	6
3502	LABORING	5,389	4,786	603	785	690	95	4,418	3,933	485	186	163	23



134

TABLE B-A2 FULL-TIME CIVILIAN BLUE-COLLAR EMPLOYMENT BY OCCUPATION, MAJOR GEOGRAPHIC AREA, AND GENDER, SEPTEMBER 30, 1997

OCCUPATION	ALL AREAS			WASHINGTON, DC-MD-VA-WV METROPOLITAN STATISTICAL AREA			UNITED STATES EXCLUDING WASHINGTON, DC-MD-VA-WV METROPOLITAN STATISTICAL AREA			OVERSEAS			
	CODES	TITLES	TOTAL	MEN	WOMEN	TOTAL	MEN	WOMEN	TOTAL	MEN	WOMEN	TOTAL	MEN
3508	PIPELINE WORKING	9	9	9	9
3511	LABORATORY WORKING	130	86	44	48	26	22	81	59	22	1	1	...
3513	COIN/CURRENCY CHECKING	335	166	169	171	80	91	164	86	78
3515	LABORATORY SUPPORT WORKING	34	24	10	5	5	...	29	19	10
3543	STEVEDORING	73	70	3	54	51	3	19	19	...
3546	RAILROAD REPAIRING	38	38	38	38
3566	CUSTODIAL WORKING	11,942	9,479	2,463	1,259	531	728	10,561	8,851	1,710	122	97	25
3500	GENERAL SERVICES AND SUPPORT WORK	18,672	14,875	3,797	2,290	1,343	947	16,040	13,244	2,796	342	288	54
3601	MISCELLANEOUS STRUCTURAL AND FINISHING WORK	64	64	...	3	3	...	61	61
3602	CEMENT FINISHING	136	136	...	7	7	...	120	120	...	9	9	...
3603	MASONRY	635	631	4	92	91	1	503	500	3	40	40	...
3604	TILE SETTING	72	70	2	3	3	...	69	67	2
3605	PLASTERING	87	87	...	16	16	...	71	71
3606	ROOFING	144	144	...	12	12	...	132	132
3609	FLOOR COVERING INSTALLING	49	48	1	5	5	...	44	43	1
3610	INSULATING	860	783	77	46	43	3	813	739	74	1	1	...
3611	GLAZING	30	29	1	3	3	...	27	26	1
3653	ASPHALT WORKING	37	36	1	2	2	...	35	34	1
3600	STRUCTURAL AND FINISHING WORK	2,114	2,028	86	189	185	4	1,875	1,793	82	50	50	...
3701	MISCELLANEOUS METAL PROCESSING	64	64	62	62	...	2	2	...
3702	FLAME/ARC CUTTING	12	11	1	12	11	1
3703	WELDING	3,117	3,020	97	51	51	...	3,033	2,937	96	33	32	1
3705	NONDESTRUCTIVE TESTING	897	764	133	8	7	1	887	755	132	2	2	...
3707	METALIZING	118	104	14	116	102	14	2	2	...
3708	METAL PROCESS WORKING	6	6	...	1	1	...	5	5
3711	ELECTROPLATING	495	450	45	2	2	...	493	448	45
3712	HEAT TREATING	139	131	8	139	131	8
3720	BRAZING AND SOLDERING	4	3	1	4	3	1
3722	COLD WORKING	2	2	2	2
3725	BATTERY REPAIRING	85	81	4	11	11	...	73	69	4	1	1	...
3727	BUFFING AND POLISHING	45	30	15	45	30	15
3735	METAL PHOTOTRANSFERRING	22	19	3	22	19	3
3736	CIRCUIT BOARD MAKING	21	18	3	21	18	3
3741	FURNACE OPERATING	10	10	10	10
3769	SHOT PEENING MACHINE OPERATING	70	63	7	70	63	7
3700	METAL PROCESSING	5,107	4,776	331	73	72	1	4,994	4,665	329	40	39	1
3801	MISCELLANEOUS METAL WORK	413	392	21	6	6	...	405	384	21	2	2	...
3802	METAL FORGING	44	44	44	44
3806	SHEET METAL MECHANIC	7,254	6,807	447	155	155	...	7,032	6,586	446	67	66	1
3807	STRUCTURAL/ORNAMENTAL IRON WORKING	66	63	3	4	3	1	60	59	1	2	1	1
3808	BOILERMAKING	633	601	32	2	2	...	624	593	31	7	6	1
3809	MOBILE EQUIPMENT METAL MECHANIC	461	455	6	7	7	...	434	428	6	20	20	...
3815	PNEUMATIC TOOL OPERATING	2	2	2	2
3816	ENGRAVING	18	13	5	1	1	...	17	12	5
3818	SPRINGMAKING	3	3	3	3
3819	AIRFRAME JIG FITTING	3	3	3	3
3820	SHIPFITTING	1,095	1,058	37	1,091	1,054	37	4	4	...
3830	BLACKSMITHING	4	4	...	1	1	...	3	3
3832	MEDAL MAKING	6	6	6	6

135

TABLE B-A2 FULL-TIME CIVILIAN BLUE-COLLAR EMPLOYMENT BY OCCUPATION, MAJOR GEOGRAPHIC AREA, AND GENDER, SEPTEMBER 30, 1997

OCCUPATION CODES TITLES		ALL AREAS			WASHINGTON, DC-MD-VA-WV METROPOLITAN STATISTICAL AREA			UNITED STATES EXCLUDING WASHINGTON, DC-MD-VA-WV METROPOLITAN STATISTICAL AREA			OVERSEAS		
		TOTAL	MEN	WOMEN	TOTAL	MEN	WOMEN	TOTAL	MEN	WOMEN	TOTAL	MEN	WOMEN
3833	TRANSFER ENGRAVING	3	3	3	3
3858	METAL TANK AND RADIATOR REPAIRING	60	56	4	60	56	4
3869	METAL FORMING MACHINE OPERATING	304	276	28	304	276	28
3872	METAL TUBE MAKING, INSTALLING, AND REPAIRING	54	47	7	54	47	7
3800	METAL WORK	10,423	9,833	590	176	175	1	10,145	9,559	586	102	99	3
3901	MISCELLANEOUS MOTION PICTURE, RADIO, TELEVISION, AND SOUND EQUIPMENT OPERATING	60	55	5	20	18	2	40	37	3
3910	MOTION PICTURE PROJECTION	25	21	4	7	5	2	18	16	2
3911	SOUND RECORDING EQUIPMENT OPERATING	6	5	1	6	5	1
3919	TELEVISION EQUIPMENT OPERATING	7	7	...	6	6	...	1	1
3940	BROADCASTING EQUIPMENT OPERATING	131	125	6	115	110	5	14	13	1	2	2	...
3941	PUBLIC ADDRESS EQUIPMENT OPERATING	9	9	9	9
3900	MOTION PICTURE, RADIO, TELEVISION, AND SOUND EQUIPMENT OPERATING	238	222	16	148	139	9	88	81	7	2	2	...
4001	MISCELLANEOUS LENS AND CRYSTAL WORK	3	3	...	2	2	...	1	1
4005	OPTICAL ELEMENT WORKING	6	5	1	6	5	1
4010	PRESCRIPTION EYEGLASS MAKING	36	33	3	34	33	1	2	...	2
4000	LENS AND CRYSTAL WORK	45	41	4	2	2	...	41	39	2	2	...	2
4101	MISCELLANEOUS PAINTING AND PAPERHANGING	49	38	11	49	38	11
4102	PAINTING	4,236	4,015	221	244	233	11	3,933	3,723	210	59	59	...
4103	PAPERHANGING	14	14	14	14
4104	SIGN PAINTING	171	149	22	7	7	...	161	139	22	3	3	...
4157	INSTRUMENT DIAL PAINTING	1	1	1	1
4100	PAINTING AND PAPERHANGING	4,471	4,217	254	251	240	11	4,158	3,915	243	62	62	...
4201	MISCELLANEOUS PLUMBING AND PIPEFITTING	44	44	...	11	11	...	33	33
4204	PIPEFITTING	4,547	4,426	121	359	359	...	4,173	4,052	121	15	15	...
4206	PLUMBING	1,375	1,357	18	90	89	1	1,214	1,200	14	71	68	3
4255	FUEL DISTRIBUTION SYSTEMS MECHANIC	204	202	2	2	2	...	192	190	2	10	10	...
4200	PLUMBING AND PIPEFITTING	6,170	6,029	141	462	461	1	5,612	5,475	137	96	93	3
4301	MISCELLANEOUS PLIABLE MATERIALS WORK	88	79	9	88	79	9
4351	PLASTIC MOLDING EQUIPMENT OPERATING	16	13	3	16	13	3
4352	PLASTIC FABRICATING	390	348	42	390	348	42
4360	RUBBER PRODUCTS MOLDING	43	40	3	43	40	3
4361	RUBBER EQUIPMENT REPAIRING	41	31	10	41	31	10
4370	GLASSBLOWING	4	4	...	3	3	...	1	1
4371	PLASTER PATTERN CASTING	3	2	1	3	2	1
4373	MOLDING	59	59	59	59
4300	PLIABLE MATERIALS WORK	644	576	68	3	3	...	641	573	68
4401	MISCELLANEOUS PRINTING	367	287	80	274	218	56	93	69	24
4402	BINDERY WORKING	624	415	209	398	244	154	223	169	54	3	2	1
4403	HAND COMPOSING	168	127	41	168	127	41
4405	FILM ASSEMBLY-STRIPPING	37	26	11	23	18	5	14	8	6
4406	LETTERPRESS OPERATING	131	120	11	79	74	5	52	46	6
4413	NEGATIVE ENGRAVING	69	54	15	68	53	15	1	1
4414	OFFSET PHOTOGRAPHY	103	87	16	43	34	9	56	50	6	4	3	1
4416	PLATEMAKING	68	58	10	60	51	9	8	7	1

TABLE B-A2 FULL-TIME CIVILIAN BLUE-COLLAR EMPLOYMENT BY OCCUPATION, MAJOR GEOGRAPHIC AREA, AND GENDER, SEPTEMBER 30, 1997

OCCUPATION CODES TITLES	ALL AREAS			WASHINGTON, DC-MD-VA-WV METROPOLITAN STATISTICAL AREA			UNITED STATES EXCLUDING WASHINGTON, DC-MD-VA-WV METROPOLITAN STATISTICAL AREA			OVERSEAS		
	TOTAL	MEN	WOMEN	TOTAL	MEN	WOMEN	TOTAL	MEN	WOMEN	TOTAL	MEN	WOMEN
4417 OFFSET PRESS OPERATING	635	581	54	328	303	25	300	271	29	7	7	...
4419 SILK SCREEN MAKING AND PRINTING	28	24	4	28	24	4
4425 PHOTOENGRAVING	26	23	3	26	23	3
4441 BOOKBINDING	138	131	7	116	112	4	22	19	3
4445 BANK NOTE DESIGNING	5	5	...	5	5
4446 BANK NOTE ENGRAVING	16	14	2	13	11	2	3	3
4447 SCULPTURAL ENGRAVING	1	1	...	1	1
4448 SIDEROGRAPHIC TRANSFERRING	7	7	...	7	7
4449 ELECTROLYTIC INTAGLIO PLATEMAKING	20	20	...	13	13	...	7	7
4454 INTAGLIO PRESS OPERATING	200	191	9	122	115	7	78	76	2
4400 PRINTING	2,643	2,171	472	1,744	1,409	335	885	750	135	14	12	2
4601 MISCELLANEOUS WOOD WORK	78	75	3	5	4	1	72	70	2	1	1	...
4602 BLOCKING AND BRACING	275	262	13	6	6	...	269	256	13
4604 WOOD WORKING	844	791	53	21	21	...	809	757	52	14	13	1
4605 WOOD CRAFTING	506	487	19	121	119	2	370	354	16	15	14	1
4607 CARPENTRY	2,785	2,759	26	286	282	4	2,418	2,396	22	81	81	...
4616 PATTERNMAKING	59	58	1	59	58	1
4618 WOODWORKING MACHINE OPERATING	135	131	4	1	1	...	134	130	4
4639 TIMBER WORKING	50	50	50	50
4654 FORM BLOCK MAKING	8	8	8	8
4600 WOOD WORK	4,740	4,621	119	440	433	7	4,189	4,079	110	111	109	2
4701 MISCELLANEOUS GENERAL MAINTENANCE AND OPERATIONS WORK	2,570	2,501	69	194	192	2	2,258	2,192	66	118	117	1
4714 MODEL MAKING	502	498	4	67	67	...	435	431	4
4715 EXHIBITS MAKING/MODELING	104	103	1	4	4	...	100	99	1
4716 RAILROAD CAR REPAIRING	12	12	12	12
4717 BOAT BUILDING AND REPAIRING	80	78	2	80	78	2
4737 GENERAL EQUIPMENT MECHANIC	241	237	4	3	3	...	237	233	4	1	1	...
4741 GENERAL EQUIPMENT OPERATING	42	42	...	4	4	...	38	38
4742 UTILITY SYSTEMS REPAIRING-OPERATING	2,392	2,359	33	624	616	8	1,759	1,734	25	9	9	...
4745 RESEARCH LABORATORY MECHANIC	147	136	11	2	2	...	145	134	11
4749 MAINTENANCE MECHANIC	12,124	11,821	303	805	779	26	11,161	10,890	271	158	152	6
4754 CEMETERY CARETAKING	508	499	9	35	34	1	461	453	8	12	12	...
4700 GENERAL MAINTENANCE AND OPERATIONS WORK	18,722	18,286	436	1,738	1,701	37	16,686	16,294	392	298	291	7
4801 MISCELLANEOUS GENERAL EQUIPMENT MAINTENANCE	429	413	16	9	9	...	417	401	16	3	3	...
4804 LOCKSMITHING	316	304	12	33	31	2	276	266	10	7	7	...
4805 MEDICAL EQUIPMENT REPAIRING	383	365	18	27	26	1	351	334	17	5	5	...
4806 OFFICE APPLIANCE REPAIRING	67	62	5	6	6	...	61	56	5
4807 CHEMICAL EQUIPMENT REPAIRING	18	18	18	18
4808 CUSTODIAL EQUIPMENT SERVICING	11	11	...	1	1	...	10	10
4812 SAW RECONDITIONING	11	11	...	1	1	...	10	10
4816 PROTECTIVE AND SAFETY EQUIPMENT FABRICATING AND REPAIRING	86	70	16	86	70	16
4818 AIRCRAFT SURVIVAL AND FLIGHT EQUIPMENT REPAIRING	562	513	49	7	5	2	550	503	47	5	5	...
4819 BOWLING EQUIPMENT REPAIRING	18	18	13	13	...	5	5	...
4839 FILM PROCESSING EQUIPMENT REPAIRING	6	5	1	6	5	1
4840 TOOL AND EQUIPMENT REPAIRING	149	131	18	4	3	1	139	122	17	6	6	...
4843 NAVIGATION AIDS REPAIRING	9	9	9	9
4844 BICYCLE REPAIRING	1	1	1	1

TABLE B-A2 FULL-TIME CIVILIAN BLUE-COLLAR EMPLOYMENT BY OCCUPATION, MAJOR GEOGRAPHIC AREA, AND GENDER, SEPTEMBER 30, 1997

OCCUPATION CODES TITLES		ALL AREAS			WASHINGTON, DC-MD-VA-WV METROPOLITAN STATISTICAL AREA			UNITED STATES EXCLUDING WASHINGTON, DC-MD-VA-WV METROPOLITAN STATISTICAL AREA			OVERSEAS		
		TOTAL	MEN	WOMEN	TOTAL	MEN	WOMEN	TOTAL	MEN	WOMEN	TOTAL	MEN	WOMEN
4845	ORTHOPEDIC APPLIANCE REPAIRING	4	4	4	4
4848	MECHANICAL PARTS REPAIRING	78	72	6	78	72	6
4850	BEARING RECONDITIONING	81	59	22	81	59	22
4851	RECLAMATION WORKING	5	5	5	5
4855	DOMESTIC APPLIANCE REPAIRING	23	21	2	19	17	2	4	4	...
4800	GENERAL EQUIPMENT MAINTENANCE	2,257	2,092	165	88	82	6	2,134	1,975	159	35	35	...
5001	MISCELLANEOUS PLANT AND ANIMAL WORK	191	139	52	61	28	33	130	111	19
5002	FARMING	42	39	3	2	2	...	38	35	3	2	2	...
5003	GARDENING	1,083	1,007	76	254	241	13	820	757	63	9	9	...
5026	PEST CONTROLLING	533	520	13	41	40	1	474	464	10	18	16	2
5031	INSECTS PRODUCTION WORKING	124	101	23	1	...	1	123	101	22
5034	DAIRY FARMING	7	7	7	7
5035	LIVESTOCK RANCHING/WRANGLING	28	25	3	28	25	3
5042	TREE TRIMMING AND REMOVING	75	75	...	44	44	...	31	31
5048	ANIMAL CARETAKING	507	429	78	130	109	21	377	320	57
5000	PLANT AND ANIMAL WORK	2,590	2,342	248	533	464	69	2,028	1,851	177	29	27	2
5201	MISCELLANEOUS OCCUPATIONS	207	196	11	16	14	2	189	180	9	2	2	...
5205	GAS AND RADIATION DETECTING	70	62	8	70	62	8
5210	RIGGING	1,746	1,706	40	51	50	1	1,684	1,645	39	11	11	...
5220	SHIPWRIGHT	345	328	17	344	327	17	1	1	...
5221	LOFTING	46	46	46	46
5235	TEST RANGE TRACKING	15	15	15	15
5200	MISCELLANEOUS OCCUPATIONS	2,429	2,353	76	67	64	3	2,348	2,275	73	14	14	...
5301	MISCELLANEOUS INDUSTRIAL EQUIPMENT MAINTENANCE	717	706	11	39	37	2	676	667	9	2	2	...
5306	AIR CONDITIONING EQUIPMENT MECHANIC	3,059	3,018	41	331	330	1	2,621	2,582	39	107	106	1
5309	HEATING AND BOILER PLANT EQUIPMENT MECHANIC	696	688	8	40	40	...	651	643	8	5	5	...
5310	KITCHEN/BAKERY EQUIPMENT REPAIRING	79	79	...	2	2	...	76	76	...	1	1	...
5312	SEWING MACHINE REPAIRING	7	7	7	7
5313	ELEVATOR MECHANIC	163	163	...	95	95	...	64	64	...	4	4	...
5317	LAUNDRY AND DRY CLEANING EQUIPMENT REPAIRING	52	51	1	52	51	1
5318	LOCK AND DAM REPAIRING	477	471	6	477	471	6
5323	OILING AND GREASING	66	64	2	3	3	...	63	61	2
5330	PRINTING EQUIPMENT REPAIRING	12	11	1	8	8	...	4	3	1
5334	MARINE MACHINERY MECHANIC	1,872	1,815	57	5	5	...	1,848	1,791	57	19	19	...
5335	WIND TUNNEL MECHANIC	19	19	19	19
5341	INDUSTRIAL FURNACE BUILDING AND REPAIRING	4	4	4	4
5350	PRODUCTION MACHINERY MECHANIC	731	711	20	10	10	...	717	697	20	4	4	...
5352	INDUSTRIAL EQUIPMENT MECHANIC	1,491	1,467	24	45	45	...	1,410	1,387	23	36	35	1
5364	DOOR SYSTEMS MECHANIC	39	39	...	1	1	...	38	38
5365	PHYSIOLOGICAL TRAINER MECHANIC	16	16	16	16
5378	POWERED SUPPORT SYSTEMS MECHANIC	2,117	2,073	44	42	42	...	2,036	1,992	44	39	39	...
5384	GASDYNAMIC FACILITY INSTALLING AND REPAIRING	18	17	1	18	17	1
5300	INDUSTRIAL EQUIPMENT MAINTENANCE	11,635	11,419	216	621	618	3	10,797	10,586	211	217	215	2
5401	MISCELLANEOUS INDUSTRIAL EQUIPMENT OPERATION	365	351	14	103	102	1	261	248	13	1	1	...
5402	BOILER PLANT OPERATOR	2,232	2,214	18	233	231	2	1,982	1,966	16	17	17	...
5403	INCINERATOR OPERATING	45	44	1	7	7	...	37	36	1	1	1	...
5406	UTILITY SYSTEMS OPERATOR	741	712	29	66	63	3	648	624	24	27	25	2
5407	ELECTRICAL POWER CONTROLLING	2,163	2,021	142	22	21	1	2,124	1,983	141	17	17	...

TABLE B-A2 FULL-TIME CIVILIAN BLUE-COLLAR EMPLOYMENT BY OCCUPATION, MAJOR GEOGRAPHIC AREA, AND GENDER, SEPTEMBER 30, 1997

OCCUPATION CODES TITLES		ALL AREAS			WASHINGTON, DC-MD-VA-WV METROPOLITAN STATISTICAL AREA			UNITED STATES EXCLUDING WASHINGTON, DC-MD-VA-WV METROPOLITAN STATISTICAL AREA			OVERSEAS		
		TOTAL	MEN	WOMEN	TOTAL	MEN	WOMEN	TOTAL	MEN	WOMEN	TOTAL	MEN	WOMEN
5408	WASTEWATER TREATMENT PLANT OPERATING	501	479	22	31	30	1	462	442	20	8	7	1
5409	WATER TREATMENT PLANT OPERATING	520	489	31	59	58	1	450	421	29	11	10	1
5413	FUEL DISTRIBUTION SYSTEM OPERATING	1,086	1,059	27	14	14	...	1,031	1,005	26	41	40	1
5414	BALING MACHINE OPERATING	32	27	5	25	21	4	7	6	1
5415	AIR CONDITIONING EQUIPMENT OPERATING	278	272	6	23	20	3	253	250	3	2	2	...
5419	STATIONARY-ENGINE OPERATING	53	52	1	29	28	1	19	19	...	5	5	...
5423	SANDBLASTING	446	434	12	3	3	...	441	429	12	2	2	...
5424	WEIGHING MACHINE OPERATING	48	44	4	48	44	4
5426	LOCK AND DAM OPERATING	1,380	1,327	53	1,359	1,307	52	21	20	1
5427	CHEMICAL PLANT OPERATING	88	87	1	7	7	...	81	80	1
5430	DRAWBRIDGE OPERATING	4	4	4	4
5433	GAS GENERATING PLANT OPERATING	33	33	33	33
5435	CARTON/BAG MAKING MACHINE OPERATING	38	37	1	38	37	1
5438	ELEVATOR OPERATING	26	7	19	21	5	16	5	2	3
5439	TESTING EQUIPMENT OPERATING	57	51	6	2	1	1	55	50	5
5440	PACKAGING MACHINE OPERATING	83	50	33	83	50	33
5444	FOOD/FEED PROCESSING EQUIPMENT OPERATING	6	6	...	2	2	...	4	4
5446	TEXTILE EQUIPMENT OPERATING	33	29	4	33	29	4
5450	CONVEYOR OPERATING	7	5	2	1	1	...	6	4	2
5454	SOLVENT STILL OPERATING	7	5	2	7	5	2
5455	PAPER PULPING MACHINE OPERATING	18	18	...	7	7	...	11	11
5478	PORTABLE EQUIPMENT OPERATING	21	21	18	18	...	3	3	...
5479	DREDGING EQUIPMENT OPERATING	33	33	33	33
5484	COUNTING MACHINE OPERATING	35	33	2	35	33	2
5485	AIRCRAFT WEIGHT AND BALANCE OPERATING	16	14	2	16	14	2
5486	SWIMMING POOL OPERATING	9	9	9	9
5400	INDUSTRIAL EQUIPMENT OPERATION	10,404	9,967	437	655	621	34	9,593	9,196	397	156	150	6
5701	MISCELLANEOUS TRANSPORTATION/MOBILE EQUIPMENT OPERATION	486	471	15	73	67	6	393	385	8	20	19	1
5703	MOTOR VEHICLE OPERATING	7,317	6,949	368	966	917	49	6,098	5,787	311	253	245	8
5704	FORK LIFT OPERATING	788	711	77	80	73	7	679	617	62	29	21	8
5705	TRACTOR OPERATING	1,075	1,041	34	84	80	4	965	939	26	26	22	4
5706	ROAD SWEEPER OPERATING	38	38	...	10	10	...	28	28
5707	TANK DRIVING	6	6	6	6
5716	ENGINEERING EQUIPMENT OPERATING	3,403	3,376	27	105	104	1	3,270	3,245	25	28	27	1
5725	CRANE OPERATING	1,010	996	14	8	8	...	982	968	14	20	20	...
5729	DRILL RIG OPERATING	152	152	...	3	3	...	146	146	...	3	3	...
5736	BRAKING-SWITCHING AND CONDUCTING	96	89	7	96	89	7
5737	LOCOMOTIVE ENGINEERING	89	87	2	89	87	2
5738	RAILROAD MAINTENANCE VEHICLE OPERATING	27	27	27	27
5767	AIRFIELD CLEARING EQUIPMENT OPERATING	148	145	3	148	145	3
5782	SHIP OPERATING	246	242	4	122	119	3	124	123	1
5784	RIVERBOAT OPERATING	109	109	109	109
5786	SMALL CRAFT OPERATING	257	250	7	5	5	...	239	232	7	13	13	...
5788	DECKHAND	276	271	5	2	2	...	268	263	5	6	6	...
5700	TRANSPORTATION/MOBILE EQUIPMENT OPERATION	15,523	14,960	563	1,336	1,269	67	13,665	13,192	473	522	499	23
5801	MISCELLANEOUS TRANSPORTATION/MOBILE EQUIPMENT MAINTENANCE	693	685	8	17	17	...	635	627	8	41	41	...
5803	HEAVY MOBILE EQUIPMENT MECHANIC	10,199	10,064	135	73	73	...	9,969	9,836	133	157	155	2
5806	MOBILE EQUIPMENT SERVICING	235	222	13	5	5	...	225	214	11	5	3	2

TABLE B-A2 FULL-TIME CIVILIAN BLUE-COLLAR EMPLOYMENT BY OCCUPATION, MAJOR GEOGRAPHIC AREA, AND GENDER, SEPTEMBER 30, 1997

OCCUPATION CODES TITLES		ALL AREAS			WASHINGTON, DC-MD-VA-WV METROPOLITAN STATISTICAL AREA			UNITED STATES EXCLUDING WASHINGTON, DC-MD-VA-WV METROPOLITAN STATISTICAL AREA			OVERSEAS		
		TOTAL	MEN	WOMEN	TOTAL	MEN	WOMEN	TOTAL	MEN	WOMEN	TOTAL	MEN	WOMEN
5823	AUTOMOTIVE MECHANIC	5,817	5,759	58	202	200	2	5,467	5,412	55	148	147	1
5876	ELECTROMOTIVE EQUIPMENT MECHANIC	137	133	4	12	9	3	119	118	1	6	6	...
5800	TRANSPORTATION/MOBILE EQUIPMENT MAINTENANCE	17,081	16,863	218	309	304	5	16,415	16,207	208	357	352	5
6501	MISCELLANEOUS AMMUNITION, EXPLOSIVES, AND TOXIC MATERIALS WORK	728	605	123	3	3	...	706	583	123	19	19	...
6502	EXPLOSIVES OPERATING	810	641	169	81	49	32	723	586	137	6	6	...
6505	MUNITIONS DESTROYING	75	70	5	74	69	5	1	1	...
6511	MISSILE/TOXIC MATERIALS HANDLING	337	311	26	337	311	26
6517	EXPLOSIVES TEST OPERATING	91	89	2	4	4	...	87	85	2
6500	AMMUNITION, EXPLOSIVES, AND TOXIC MATERIALS WORK	2,041	1,716	325	88	56	32	1,927	1,634	293	26	26	...
6601	MISCELLANEOUS ARMAMENT WORK	93	92	1	92	91	1	1	1	...
6605	ARTILLERY REPAIRING	398	383	15	395	380	15	3	3	...
6606	ARTILLERY TESTING	44	44	44	44
6610	SMALL ARMS REPAIRING	361	347	14	8	8	...	350	336	14	3	3	...
6641	ORDNANCE EQUIPMENT MECHANIC	1,109	1,053	56	18	18	...	1,081	1,025	56	10	10	...
6652	AIRCRAFT ORDNANCE SYSTEMS MECHANIC	1,429	1,397	32	21	20	1	1,387	1,357	30	21	20	1
6656	SPECIAL WEAPONS SYSTEMS MECHANIC	39	38	1	39	38	1
6600	ARMAMENT WORK	3,473	3,354	119	47	46	1	3,388	3,271	117	38	37	1
6901	MISCELLANEOUS WAREHOUSING AND STOCK HANDLING	634	541	93	50	29	21	568	496	72	16	16	...
6902	LUMBER HANDLING	4	4	4	4
6903	COAL HANDLING	200	197	3	4	4	...	196	193	3
6904	TOOLS AND PARTS ATTENDING	2,444	1,901	543	37	31	6	2,381	1,846	535	26	24	2
6907	MATERIALS HANDLING	15,539	13,529	2,010	940	768	172	13,976	12,207	1,769	623	554	69
6910	MATERIALS EXPEDITING	1,082	874	208	14	13	1	1,054	849	205	14	12	2
6912	MATERIALS EXAMINING AND IDENTIFYING	2,726	2,285	441	38	31	7	2,621	2,190	431	67	64	3
6914	STORE WORKING	2,374	1,598	776	132	92	40	1,845	1,282	563	397	224	173
6941	BULK MONEY HANDLING	301	228	73	189	142	47	112	86	26
6968	AIRCRAFT FREIGHT LOADING	149	139	10	146	136	10	3	3	...
6900	WAREHOUSING AND STOCK HANDLING	25,453	21,296	4,157	1,404	1,110	294	22,903	19,289	3,614	1,146	897	249
7001	MISCELLANEOUS PACKING AND PROCESSING	65	51	14	64	50	14	1	1	...
7002	PACKING	2,148	1,567	581	26	21	5	2,105	1,533	572	17	13	4
7004	PRESERVATION PACKAGING	38	31	7	38	31	7
7006	PRESERVATION SERVICING	232	203	29	228	200	28	4	3	1
7009	EQUIPMENT CLEANING	410	382	28	7	6	1	402	375	27	1	1	...
7010	PARACHUTE PACKING	7	7	7	7
7000	PACKING AND PROCESSING	2,900	2,241	659	33	27	6	2,844	2,196	648	23	18	5
7301	MISCELLANEOUS LAUNDRY, DRY CLEANING, AND PRESSING	67	57	10	5	5	...	61	51	10	1	1	...
7304	LAUNDRY WORKING	1,157	754	403	7	3	4	1,138	741	397	12	10	2
7305	LAUNDRY MACHINE OPERATING	364	333	31	1	1	...	357	326	31	6	6	...
7306	PRESSING	33	17	16	1	...	1	30	16	14	2	1	1
7307	DRY CLEANING	5	3	2	5	3	2
7300	LAUNDRY, DRY CLEANING, AND PRESSING	1,626	1,164	462	14	9	5	1,591	1,137	454	21	18	3
7401	MISCELLANEOUS FOOD PREPARATION AND SERVING	33	27	6	15	9	6	18	18
7402	BAKING	74	63	11	5	4	1	63	55	8	6	4	2
7404	COOKING	3,988	2,725	1,263	129	62	67	3,664	2,524	1,140	195	139	56
7407	MEATCUTTER	1,444	1,286	158	73	62	11	1,263	1,130	133	108	94	14

TABLE B-A2 FULL-TIME CIVILIAN BLUE-COLLAR EMPLOYMENT BY OCCUPATION, MAJOR GEOGRAPHIC AREA, AND GENDER, SEPTEMBER 30, 1997

OCCUPATION CODES TITLES		ALL AREAS			WASHINGTON, DC-MD-VA-WV METROPOLITAN STATISTICAL AREA			UNITED STATES EXCLUDING WASHINGTON, DC-MD-VA-WV METROPOLITAN STATISTICAL AREA			OVERSEAS		
		TOTAL	MEN	WOMEN	TOTAL	MEN	WOMEN	TOTAL	MEN	WOMEN	TOTAL	MEN	WOMEN
7408	FOOD SERVICE WORKING	7,052	3,276	3,776	340	123	217	6,200	2,923	3,277	512	230	282
7420	WAITER	16	10	6	12	9	3	4	1	3
7400	FOOD PREPARATION AND SERVING	12,607	7,387	5,220	562	260	302	11,220	6,659	4,561	825	468	357
7601	MISCELLANEOUS PERSONAL SERVICES	314	279	35	8	7	1	306	272	34
7603	BARBERING	39	26	13	1	1	...	38	25	13
7641	BEAUTICIAN	2	...	2	2	...	2
7600	PERSONAL SERVICES	355	305	50	9	8	1	346	297	49
8201	MISCELLANEOUS FLUID SYSTEMS MAINTENANCE	90	89	1	89	88	1	1	1	...
8255	PNEUDRAULIC SYSTEMS MECHANIC	1,575	1,356	219	4	4	...	1,567	1,348	219	4	4	...
8268	AIRCRAFT PNEUDRAULIC SYSTEMS MECHANIC	1,510	1,472	38	17	17	...	1,488	1,450	38	5	5	...
8200	FLUID SYSTEMS MAINTENANCE	3,175	2,917	258	21	21	...	3,144	2,886	258	10	10	...
8601	MISCELLANEOUS ENGINE OVERHAUL	5	5	5	5
8602	AIRCRAFT ENGINE MECHANIC	4,212	3,958	254	44	43	1	4,152	3,899	253	16	16	...
8610	SMALL ENGINE MECHANIC	92	92	...	6	6	...	86	86
8675	LIQUID FUEL ROCKET ENGINE MECHANIC	25	25	25	25
8600	ENGINE OVERHAUL	4,334	4,080	254	50	49	1	4,268	4,015	253	16	16	...
8801	MISCELLANEOUS AIRCRAFT OVERHAUL	910	892	18	13	13	...	895	877	18	2	2	...
8810	AIRCRAFT PROPELLER MECHANIC	146	144	2	1	1	...	145	143	2
8840	AIRCRAFT MECHANICAL PARTS REPAIRING	695	631	64	695	631	64
8852	AIRCRAFT MECHANIC	11,907	11,594	313	141	139	2	11,716	11,408	308	50	47	3
8862	AIRCRAFT ATTENDING	359	347	12	13	10	3	341	332	9	5	5	...
8863	AIRCRAFT TIRE MOUNTING	18	17	1	1	1	...	15	15	...	2	1	1
8882	AIRFRAME TEST OPERATING	1	1	1	1
8800	AIRCRAFT OVERHAUL	14,036	13,626	410	169	164	5	13,808	13,407	401	59	55	4
9003	FILM ASSEMBLING AND REPAIRING	11	9	2	11	9	2
9004	MOTION PICTURE DEVELOPING/PRINTING MACHINE OPERATING	4	3	1	4	3	1
9000	FILM PROCESSING	15	12	3	15	12	3
9799	UNSPECIFIED BLUE-COLLAR SERIES	66	60	6	8	7	1	54	51	3	4	2	2
9700	UNSPECIFIED	66	60	6	8	7	1	54	51	3	4	2	2
9901	MISCELLANEOUS VESSEL JOBS EXCLUDED FROM THE FEDERAL WAGE SYSTEM	58	51	7	58	51	7
9902	MASTER	60	58	2	60	58	2
9903	CHIEF OFFICER CABLE	2	2	2	2
9904	SHIP PILOT	33	33	33	33
9905	FIRST OFFICER	67	66	1	67	66	1
9906	SECOND OFFICER	68	67	1	68	67	1
9907	THIRD OFFICER	84	79	5	84	79	5
9909	RADIO OFFICER	2	2	2	2
9911	RADIO ELECTRONICS OFFICER	6	5	1	6	5	1
9912	FIRST ASSISTANT RADIO ELECTRONICS OFFICER	2	2	2	2
9914	DAMAGE CONTROL OFFICER	13	13	13	13
9915	ASSISTANT DAMAGE CONTROL OFFICER	16	15	1	16	15	1
9916	MASTER-MATE (FISHING VESSEL)	6	6	5	5	...	1	1	...
9917	DECK MIDSHIPMAN	4	4	4	4
9918	DAMAGE CONTROL LEADER	5	5	5	5

TABLE B-A2 FULL-TIME CIVILIAN BLUE-COLLAR EMPLOYMENT BY OCCUPATION, MAJOR GEOGRAPHIC AREA, AND GENDER, SEPTEMBER 30, 1997

OCCUPATION		ALL AREAS			WASHINGTON, DC-MD-VA-WV METROPOLITAN STATISTICAL AREA			UNITED STATES EXCLUDING WASHINGTON, DC-MD-VA-WV METROPOLITAN STATISTICAL AREA			OVERSEAS		
		TOTAL	MEN	WOMEN	TOTAL	MEN	WOMEN	TOTAL	MEN	WOMEN	TOTAL	MEN	WOMEN
9919	DAMAGE CONTROL ASSISTANT LEADER	2	2	2	2
9920	BOATSWAIN	69	69	69	69
9921	CARPENTER	18	18	18	18
9923	BOATSWAIN'S MATE	120	120	120	120
9924	ABLE SEAMAN	271	262	9	271	262	9
9925	ABLE SEAMAN-MAINTENANCE	407	400	7	407	400	7
9926	QUARTERMASTER	3	2	1	3	2	1
9927	SEAMAN-FISHERMAN	38	36	2	38	36	2
9928	ORDINARY SEAMAN	134	130	4	134	130	4
9929	DAMAGE CONTROLMAN	3	3	3	3
9931	CHIEF ENGINEER	82	82	82	82
9932	FIRST ASSISTANT ENGINEER	66	65	1	66	65	1
9933	SECOND ASSISTANT ENGINEER	77	77	77	77
9934	THIRD ASSISTANT ENGINEER	129	127	2	129	127	2
9936	ENGINE MIDSHIPMAN	4	4	4	4
9939	CHIEF ELECTRICIAN	23	23	23	23
9940	ELECTRICIAN	18	18	18	18
9942	SECOND ELECTRICIAN	59	59	59	59
9944	ELECTRONICS TECHNICIAN	33	33	33	33
9945	REFRIGERATION ENGINEER	35	35	35	35
9946	SECOND REFRIGERATION ENGINEER	4	4	4	4
9947	THIRD REFRIGERATION ENGINEER	4	4	4	4
9952	DECK ENGINEER-MACHINIST	78	78	78	78
9953	DECK ENGINEER-MECHANIC	5	5	5	5
9954	UNLICENSED JUNIOR ENGINEER	64	63	1	64	63	1
9955	PUMPMAN	13	13	13	13
9957	ENGINE UTILITYMAN	129	126	3	129	126	3
9960	OILER	6	5	1	6	5	1
9961	OILER-DIESEL	14	14	14	14
9965	WIPER	73	73	73	73
9968	CHIEF STEWARD	48	46	2	48	46	2
9969	THIRD STEWARD	5	5	5	5
9971	CHIEF COOK	37	36	1	37	36	1
9972	STEWARD COOK	16	16	16	16
9973	SECOND COOK	23	17	6	23	17	6
9974	THIRD COOK	6	6	6	6
9975	ASSISTANT COOK	41	40	1	41	40	1
9976	COOK-BAKER	32	30	2	32	30	2
9977	SECOND COOK-BAKER	28	27	1	28	27	1
9978	NIGHT COOK AND BAKER	15	15	15	15
9979	STEWARD BAKER	6	5	1	6	5	1
9982	LAUNDRYMAN	10	10	10	10
9984	MESSMAN	5	...	5	5	...	5
9985	STEWARD UTILITYMAN	381	347	34	381	347	34
9988	PURSER	30	26	4	30	26	4
9991	SUPPLY OFFICER	25	24	1	25	24	1
9992	ASSISTANT SUPPLY OFFICER	1	1	1	1
9993	JUNIOR SUPPLY OFFICER	30	28	2	30	28	2
9994	ASSISTANT STOREKEEPER	64	59	5	64	59	5
9996	MEDICAL SERVICES OFFICER	37	37	37	37
9998	YEOMAN-STOREKEEPER	125	113	12	125	113	12
9900	VESSEL JOBS EXCLUDED FROM FEDERAL WAGE SYSTEM	3,372	3,246	126	3,371	3,245	126	1	1	...

TABLE B-B FULL-TIME CIVILIAN BLUE-COLLAR EMPLOYMENT BY OCCUPATION AND SELECTED AGENCY, SEPTEMBER 30, 1997

OCCUPATION CODES TITLES	TOTAL ALL AGENCIES	STATE	TREASURY	ARMY	NAVY	AIR FORCE	DEFENSE LOGISTICS AGENCY	OTHER DEFENSE	JUSTICE	INTERIOR	AGRICULTURE	COMMERCE	HEALTH AND HUMAN SERVICES	TRANSPORTATION
GRAND TOTAL	248,739	72	3,609	54,558	50,844	56,331	10,824	5,311	5,042	10,096	3,342	928	2,615	2,257
PERCENT OF TOTAL	100.0%	0.0%	1.5%	21.9%	20.4%	22.6%	4.4%	2.1%	2.0%	4.1%	1.3%	0.4%	1.1%	0.9%
2501 MISCELLANEOUS WIRE COMMUNICATION EQUIPMENT INSTALLATION AND MAINTENANCE	22	13	1	4	2
2502 TELECOMMUNICATIONS MECHANIC	579	262	99	164	7	22	3	1
504 WIRE COMMUNICATIONS CABLE SPLICING	129	31	41	51	...	1	5
508 COMMUNICATIONS LINE INSTALLING AND REPAIRING	26	14	8	4
2500 WIRE COMMUNICATIONS EQUIPMENT INSTALLATION AND MAINTENANCE	756	7	320	149	223	7	23	...	2	3	...	6
2601 MISCELLANEOUS ELECTRONIC EQUIPMENT INSTALLATION AND MAINTENANCE	336	116	34	66	...	8	...	10	...	5	4	...
2602 ELECTRONIC MEASUREMENT EQUIPMENT MECHANIC	1,467	649	324	488	2
2604 ELECTRONICS MECHANIC	8,064	...	25	3,814	1,491	2,126	25	14	7	59	4	7	8	93
2606 ELECTRONIC INDUSTRIAL CONTROLS MECHANIC	1,104	...	163	216	211	341	96	5	...	8
2608 ELECTRONIC DIGITAL COMPUTER MECHANIC	697	...	6	107	55	440	18	8	...	9	...	6
2610 ELECTRONIC INTEGRATED SYSTEMS MECHANIC	4,200	...	4	445	369	3,335	6	4	7
2600 ELECTRONIC EQUIPMENT INSTALLATION AND MAINTENANCE	15,868	...	198	5,347	2,484	6,796	145	35	7	90	4	18	12	102
2801 MISCELLANEOUS ELECTRICAL INSTALLATION AND MAINTENANCE	172	41	46	40	...	7	...	14	1
2805 ELECTRICIAN	6,016	...	73	679	2,680	649	58	41	188	152	35	27	103	176
2810 ELECTRICIAN (HIGH VOLTAGE)	3,373	461	576	303	17	1	...	205	2	4	11	20
2854 ELECTRICAL EQUIPMENT REPAIRING	991	...	19	157	239	378	9	...	125	3	2
2892 AIRCRAFT ELECTRICIAN	2,387	258	445	1,656	28
2800 ELECTRICAL INSTALLATION AND MAINTENANCE	12,939	...	92	1,596	3,986	3,026	84	49	313	374	37	31	114	227
3101 MISCELLANEOUS FABRIC AND LEATHER WORK	30	21	...	1	2	1	...	5
3103 SHOE REPAIRING	6	4
3105 FABRIC WORKING	1,141	...	1	258	232	469	37	...	133	7	...
3106 UPHOLSTERING	146	34	29	10	1	...	39	4
3111 SEWING MACHINE OPERATING	226	...	1	88	5	...	2	1	...	4	...
3119 BROOM AND BRUSH MAKING	7	7
3100 FABRIC AND LEATHER WORK	1,556	...	2	405	268	480	42	...	179	1	1	5	11	4
3301 MISCELLANEOUS INSTRUMENT WORK	11	8	2	1
3306 OPTICAL INSTRUMENT REPAIRING	297	140	65	83	6
3314 INSTRUMENT MAKING	410	16	11	10	3	1	4	25	7	...
3359 INSTRUMENT MECHANIC	1,189	...	1	115	475	323	25	72	1	8	4
3364 PROJECTION EQUIPMENT REPAIRING	8	7
3300 INSTRUMENT WORK	1,915	...	1	286	553	416	9	26	76	27	15	4
3401 MISCELLANEOUS MACHINE TOOL WORK	358	...	8	216	43	86	1
3414 MACHINING	4,741	...	75	1,000	1,678	1,156	15	3	11	28	19	9	1	47
3416 TOOLMAKING	557	...	28	154	193	167	1	...	10	2
3417 TOOL GRINDING	35	16	19
3422 POWER SAW OPERATING	8	4	2	2
3428 DIE SINKING	5	3	2
3431 MACHINE TOOL OPERATING	640	...	39	137	82	380	1	1
3400 MACHINE TOOL WORK	6,344	...	150	1,530	2,019	1,789	17	3	21	29	20	11	1	49
3501 MISCELLANEOUS GENERAL SERVICES AND SUPPORT WORK	722	2	4	110	25	15	...	1	...	6	515	...	2	19
3502 LABORING	5,389	4	173	866	580	905	97	84	3	1,020	539	37	43	35
3508 PIPELINE WORKING	9	9
3511 LABORATORY WORKING	130	...	1	14	2	2	7	1	12	1	64	...
3513 COIN/CURRENCY CHECKING	335	...	335
3515 LABORATORY SUPPORT WORKING	34	...	3	1	1	27	...	2	...
3543 STEVEDORING	73	1	72
3546 RAILROAD REPAIRING	38	17	20	1
3566 CUSTODIAL WORKING	11,942	2	21	387	432	39	5	270	78	307	28	65	582	12
3500 GENERAL SERVICES AND SUPPORT WORK	18,672	8	537	1,405	1,132	960	102	357	88	1,334	1,121	103	693	66
3601 MISCELLANEOUS STRUCTURAL AND FINISHING WORK	64	30	26	3	2
3602 CEMENT FINISHING	136	14	33	85	1	1
3603 MASONRY	635	...	3	84	171	79	4	1	21	99	4	...	2	5
3604 TILE SETTING	72	2	67
3605 PLASTERING	87	...	2	9	29	5	...	2	1	1
3606 ROOFING	144	20	77	26	5	4	...	1
3609 FLOOR COVERING INSTALLING	49	3	37
3610 INSULATING	860	...	1	26	716	70	...	2	4	2	4



143

TABLE B-B FULL-TIME CIVILIAN BLUE-COLLAR EMPLOYMENT BY OCCUPATION AND SELECTED AGENCY, SEPTEMBER 30, 1997 -- CONTINUED

OCCUPATION CODES TITLES	ENERGY	VETERANS AFFAIRS	ARCHITECT OF THE CAPITOL	GOVERNMENT PRINTING OFFICE	FEDERAL EMERGENCY MANAGEMENT AGENCY	GENERAL SERVICES ADMINISTRATION	NATIONAL AERONAUTICS SPACE ADMINISTRATION	PANAMA CANAL COMMISSION	ARMED FORCES RETIREMENT HOME	SMITHSONIAN INSTITUTION	TENNESSEE VALLEY AUTHORITY	SOCIAL SECURITY AGENCY	ALL OTHER AGENCIES
GRAND TOTAL	1,345	27,557	1,336	1,660	170	2,420	404	258	266	914	5,371	427	782
PERCENT OF TOTAL	0.5%	11.1%	0.5%	0.7%	0.1%	1.0%	0.2%	0.1%	0.1%	0.4%	2.2%	0.2%	0.3%
2501 MISCELLANEOUS WIRE COMMUNICATION EQUIPMENT INSTALLATION AND MAINTENANCE	1	1
2502 TELECOMMUNICATIONS MECHANIC	1	5	3	...	1	4	...
2504 WIRE COMMUNICATIONS CABLE SPLICING
2508 COMMUNICATIONS LINE INSTALLING AND REPAIRING
2500 WIRE COMMUNICATIONS EQUIPMENT INSTALLATION AND MAINTENANCE	1	5	...	1	...	3	...	1	1	4	...
2601 MISCELLANEOUS ELECTRONIC EQUIPMENT INSTALLATION AND MAINTENANCE	12	23	...	58
2602 ELECTRONIC MEASUREMENT EQUIPMENT MECHANIC	4
2604 ELECTRONICS MECHANIC	115	181	24	...	3	29	18	12	...	5	4
2606 ELECTRONIC INDUSTRIAL CONTROLS MECHANIC	...	47	6	11
2608 ELECTRONIC DIGITAL COMPUTER MECHANIC	...	39	9
2610 ELECTRONIC INTEGRATED SYSTEMS MECHANIC	8	5	1	7	9
2600 ELECTRONIC EQUIPMENT INSTALLATION AND MAINTENANCE	127	267	30	12	26	45	77	28	9	5	4
2801 MISCELLANEOUS ELECTRICAL INSTALLATION AND MAINTENANCE	6	3	4	...	7	3
2805 ELECTRICIAN	9	824	73	27	11	87	21	8	8	39	...	28	20
2810 ELECTRICIAN (HIGH VOLTAGE)	674	17	21	28	14	1	...	6	1,006	...	6
2854 ELECTRICAL EQUIPMENT REPAIRING	1	28	4	26
2892 AIRCRAFT ELECTRICIAN
2800 ELECTRICAL INSTALLATION AND MAINTENANCE	690	869	94	27	11	118	35	9	8	53	1,032	35	29
3101 MISCELLANEOUS FABRIC AND LEATHER WORK
3103 SHOE REPAIRING
3105 FABRIC WORKING	...	4
3106 UPHOLSTERING	...	10	17	1	1
3111 SEWING MACHINE OPERATING	...	125
3119 BROOM AND BRUSH MAKING
3100 FABRIC AND LEATHER WORK	...	139	17	1	1
3301 MISCELLANEOUS INSTRUMENT WORK
3306 OPTICAL INSTRUMENT REPAIRING	3
3314 INSTRUMENT MAKING	3	2	18	310
3359 INSTRUMENT MECHANIC	87	8	6	4	...	1	59
3364 PROJECTION EQUIPMENT REPAIRING	1
3300 INSTRUMENT WORK	90	10	6	18	4	...	2	369	...	3
3401 MISCELLANEOUS MACHINE TOOL WORK	1	3
3414 MACHINING	4	25	8	30	1	1	1	7	4	8	609	...	1
3416 TOOLMAKING	1	1
3417 TOOL GRINDING
3422 POWER SAW OPERATING
3428 DIE SINKING
3431 MACHINE TOOL OPERATING
3400 MACHINE TOOL WORK	6	25	8	30	1	1	1	11	4	8	609	...	1
3501 MISCELLANEOUS GENERAL SERVICES AND SUPPORT WORK	8	4	11
3502 LABORING	1	456	257	79	...	26	2	67	39	24	52
3508 PIPELINE WORKING
3511 LABORATORY WORKING	...	25	1
3513 COIN/CURRENCY CHECKING
3515 LABORATORY SUPPORT WORKING
3543 STEVEDORING
3546 RAILROAD REPAIRING
3566 CUSTODIAL WORKING	5	8,481	299	61	4	396	...	1	21	223	158	40	25
3500 GENERAL SERVICES AND SUPPORT WORK	6	8,962	556	140	4	430	...	1	23	294	197	64	89
3601 MISCELLANEOUS STRUCTURAL AND FINISHING WORK	3
3602 CEMENT FINISHING	1	1
3603 MASONRY	1	112	19	13	3	14
3604 TILE SETTING	...	1	1	1
3605 PLASTERING	...	31	6	1
3606 ROOFING	...	8	1	2
3609 FLOOR COVERING INSTALLING	...	4	5
3610 INSULATING	...	18	7	8	2

TABLE B-B FULL-TIME CIVILIAN BLUE-COLLAR EMPLOYMENT BY OCCUPATION AND SELECTED AGENCY, SEPTEMBER 30, 1997

OCCUPATION CODES/TITLES	TOTAL ALL AGENCIES	STATE	TREASURY	ARMY	NAVY	AIR FORCE	DEFENSE LOGISTICS AGENCY	OTHER DEFENSE	JUSTICE	INTERIOR	AGRICULTURE	COMMERCE	HEALTH AND HUMAN SERVICES	TRANSPORTATION
3611 GLAZING	30	11	17
3653 ASPHALT WORKING	37	9	19	8	1
3600 STRUCTURAL AND FINISHING WORK	2,114	...	6	208	1,192	276	11	9	22	103	5	4	4	9
3701 MISCELLANEOUS METAL PROCESSING	64	...	5	23	27	7
3702 FLAME/ARC CUTTING	12	5	4	...	3
3703 WELDING	3,117	...	4	782	1,695	376	32	1	34	35	18	1	3	92
3705 NONDESTRUCTIVE TESTING	897	33	146	718
3707 METALIZING	118	15	23	80
3708 METAL PROCESS WORKING	6	1	4
3711 ELECTROPLATING	495	...	4	147	139	204	1
3712 HEAT TREATING	139	...	40	27	21	51
3720 BRAZING AND SOLDERING	4	4
3722 COLD WORKING	2	2
3725 BATTERY REPAIRING	85	28	15	24	8
3727 BUFFING AND POLISHING	45	...	32	5	3	5
3735 METAL PHOTOTRANSFERRING	22	15	4	3
3736 CIRCUIT BOARD MAKING	21	4	6	10	1
3741 FURNACE OPERATING	10	...	1	3	6
3769 SHOT PEENING MACHINE OPERATING	70	2	20	48
3700 METAL PROCESSING	5,107	...	86	1,092	2,113	1,530	44	1	34	35	18	1	3	93
3801 MISCELLANEOUS METAL WORK	413	...	17	48	296	22	6	4	19
3802 METAL FORGING	44	6	35	2	1
3806 SHEET METAL MECHANIC	7,254	...	16	706	2,303	3,984	6	9	19	5	6	5	13	83
3807 STRUCTURAL/ORNAMENTAL IRON WORKING	66	...	3	37	23	2
3808 BOILERMAKING	633	...	1	1	329	1	16
3809 MOBILE EQUIPMENT METAL MECHANIC	461	...	1	211	130	108	7	1
3815 PNEUMATIC TOOL OPERATING	2	2
3816 ENGRAVING	18	6	5	3
3818 SPRINGMAKING	3	1	...	2
3819 AIRFRAME JIG FITTING	3	3
3820 SHIPFITTING	1,095	1,053	41
3830 BLACKSMITHING	4	1	3
3832 MEDAL MAKING	6	...	6
3833 TRANSFER ENGRAVING	3	...	3
3858 METAL TANK AND RADIATOR REPAIRING	60	21	2	37
3869 METAL FORMING MACHINE OPERATING	304	...	252	17	2	13	20
3872 METAL TUBE MAKING, INSTALLING, AND REPAIRING	54	10	4	40
3800 METAL WORK	10,423	...	299	1,065	4,182	4,215	13	9	45	29	6	5	13	148
3901 MISCELLANEOUS MOTION PICTURE, RADIO, TELEVISION, AND SOUND EQUIPMENT OPERATING	60	...	4	34	5	3	6	3	...
3910 MOTION PICTURE PROJECTION	25	6	2	4	...	1	3	4	1
3911 SOUND RECORDING EQUIPMENT OPERATING	6	1	...	4	1
3919 TELEVISION EQUIPMENT OPERATING	7	7
3940 BROADCASTING EQUIPMENT OPERATING	131	11
3941 PUBLIC ADDRESS EQUIPMENT OPERATING	9	9
3900 MOTION PICTURE, RADIO, TELEVISION, AND SOUND EQUIPMENT OPERATING	238	...	4	68	7	11	...	1	3	5	1	6	3	...
4001 MISCELLANEOUS LENS AND CRYSTAL WORK	3	2	...	1
4005 OPTICAL ELEMENT WORKING	6	5	...	1
4010 PRESCRIPTION EYEGLASS MAKING	36	28	4	4
4000 LENS AND CRYSTAL WORK	45	33	4	1	4	2	...	1
4101 MISCELLANEOUS PAINTING AND PAPERHANGING	49	19	20	2	8
4102 PAINTING	4,236	...	19	632	1,420	1,180	58	12	81	102	6	4	30	74
4103 PAPERHANGING	14	4
4104 SIGN PAINTING	171	46	32	41	4	32	3
4157 INSTRUMENT DIAL PAINTING	1	1
4100 PAINTING AND PAPERHANGING	4,471	...	19	701	1,472	1,224	62	12	81	142	9	4	30	74
4201 MISCELLANEOUS PLUMBING AND PIPEFITTING	44	...	1	4	30	2	1	...	4	2
4204 PIPEFITTING	4,547	...	21	339	2,634	205	22	15	62	32	4	5	34	73
4206 PLUMBING	1,375	...	10	329	330	380	13	9	87	49	5	4	16	6
4255 FUEL DISTRIBUTION SYSTEMS MECHANIC	204	18	22	164
4200 PLUMBING AND PIPEFITTING	6,170	...	32	690	3,016	751	36	24	153	83	9	9	50	79
4301 MISCELLANEOUS PLIABLE MATERIALS WORK	88	46	42
4351 PLASTIC MOLDING EQUIPMENT OPERATING	16	16

TABLE B-B FULL-TIME CIVILIAN BLUE-COLLAR EMPLOYMENT BY OCCUPATION AND SELECTED AGENCY, SEPTEMBER 30, 1997 -- CONTINUED

OCCUPATION CODES TITLES	ENERGY	VETERANS AFFAIRS	ARCHITECT OF THE CAPITOL	GOVERNMENT PRINTING OFFICE	FEDERAL EMERGENCY MANAGEMENT AGENCY	GENERAL SERVICES ADMINISTRATION	NATIONAL AERONAUTICS SPACE ADMINISTRATION	PANAMA CANAL COMMISSION	ARMED FORCES RETIREMENT HOME	SMITHSONIAN INSTITUTION	TENNESSEE VALLEY AUTHORITY	SOCIAL SECURITY AGENCY	ALL OTHER AGENCIES
3611 GLAZING	...	1	1
3653 ASPHALT WORKING
3600 STRUCTURAL AND FINISHING WORK	2	175	38	3	...	21	5	19	2
3701 MISCELLANEOUS METAL PROCESSING	2
3702 FLAME/ARC CUTTING
3703 WELDING	8	23	...	1	2	3	...	5	2
3705 NONDESTRUCTIVE TESTING
3707 METALIZING
3708 METAL PROCESS WORKING	1
3711 ELECTROPLATING
3712 HEAT TREATING
3720 BRAZING AND SOLDERING
3722 COLD WORKING
3725 BATTERY REPAIRING	10
3727 BUFFING AND POLISHING
3735 METAL PHOTOTRANSFERRING
3736 CIRCUIT BOARD MAKING
3741 FURNACE OPERATING
3769 SHOT PEENING MACHINE OPERATING
3700 METAL PROCESSING	8	23	...	12	4	3	...	5	2
3801 MISCELLANEOUS METAL WORK	1	...
3802 METAL FORGING
3806 SHEET METAL MECHANIC	4	34	28	7	2	8	2	2	2	10
3807 STRUCTURAL/ORNAMENTAL IRON WORKING	1
3808 BOILERMAKING	1	284
3809 MOBILE EQUIPMENT METAL MECHANIC	2	...	1
3815 PNEUMATIC TOOL OPERATING
3816 ENGRAVING	...	3	1
3818 SPRINGMAKING
3819 AIRFRAME JIG FITTING
3820 SHIPFITTING	1
3830 BLACKSMITHING
3832 MEDAL MAKING
3833 TRANSFER ENGRAVING
3858 METAL TANK AND RADIATOR REPAIRING
3869 METAL FORMING MACHINE OPERATING
3872 METAL TUBE MAKING, INSTALLING, AND REPAIRING
3800 METAL WORK	4	37	28	7	2	11	3	5	2	10	284	1	...
3901 MISCELLANEOUS MOTION PICTURE, RADIO, TELEVISION, AND SOUND EQUIPMENT OPERATING	5
3910 MOTION PICTURE PROJECTION	...	1	3
3911 SOUND RECORDING EQUIPMENT OPERATING
3919 TELEVISION EQUIPMENT OPERATING
3940 BROADCASTING EQUIPMENT OPERATING	120
3941 PUBLIC ADDRESS EQUIPMENT OPERATING
3900 MOTION PICTURE, RADIO, TELEVISION, AND SOUND EQUIPMENT OPERATING	...	1	3	125
4001 MISCELLANEOUS LENS AND CRYSTAL WORK
4005 OPTICAL ELEMENT WORKING
4010 PRESCRIPTION EYEGLASS MAKING
4000 LENS AND CRYSTAL WORK
4101 MISCELLANEOUS PAINTING AND PAPERHANGING
4102 PAINTING	4	507	50	9	3	14	3	21	7
4103 PAPERHANGING	...	10
4104 SIGN PAINTING	...	11	2
4157 INSTRUMENT DIAL PAINTING
4100 PAINTING AND PAPERHANGING	4	528	52	9	3	14	3	21	7
4201 MISCELLANEOUS PLUMBING AND PIPEFITTING
4204 PIPEFITTING	3	568	57	16	...	49	4	2	5	14	373	8	2
4206 PLUMBING	3	93	12	...	6	11	...	2	1	5	...	2	1
4255 FUEL DISTRIBUTION SYSTEMS MECHANIC
4200 PLUMBING AND PIPEFITTING	6	661	69	16	6	60	4	4	7	19	373	10	3
4301 MISCELLANEOUS PLIABLE MATERIALS WORK
4351 PLASTIC MOLDING EQUIPMENT OPERATING

TABLE B-B FULL-TIME CIVILIAN BLUE-COLLAR EMPLOYMENT BY OCCUPATION AND SELECTED AGENCY, SEPTEMBER 30, 1997

OCCUPATION CODES TITLES	TOTAL ALL AGENCIES	STATE	TREASURY	ARMY	NAVY	AIR FORCE	DEFENSE LOGISTICS AGENCY	OTHER DEFENSE	JUSTICE	INTERIOR	AGRICULTURE	COMMERCE	HEALTH AND HUMAN SERVICES	TRANSPORTATION
4352 PLASTIC FABRICATING	390	52	156	177	5
4360 RUBBER PRODUCTS MOLDING	43	5	25	13
4361 RUBBER EQUIPMENT REPAIRING	41	15	8	17	1
4370 GLASSBLOWING	4	1	1	2	...
4371 PLASTER PATTERN CASTING	3	3
4373 MOLDING	59	8	37	14
4300 PLIABLE MATERIALS WORK	644	126	287	222	5	1	2	1
4401 MISCELLANEOUS PRINTING	367	3	19	12	...	4	35	...	9	13	4	14
4402 BINDERY WORKING	624	8	22	9	...	11	178	2	22	11	2	14	3	5
4403 HAND COMPOSING	168
4405 FILM ASSEMBLY-STRIPPING	37	1	11	3
4406 LETTERPRESS OPERATING	131	...	111	1	2
4413 NEGATIVE ENGRAVING	69	1	11
4414 OFFSET PHOTOGRAPHY	103	3	1	7	...	5	32	...	6	7	4	10	...	2
4416 PLATEMAKING	68	1	4	...	4	5	...	4
4417 OFFSET PRESS OPERATING	635	10	19	38	8	24	165	1	29	25	25	10	1	9
4419 SILK SCREEN MAKING AND PRINTING	28	9	...	5	13	1
4425 PHOTOENGRAVING	26	...	26
4441 BOOKBINDING	138	...	137	1
4445 BANK NOTE DESIGNING	5	...	5
4446 BANK NOTE ENGRAVING	16	...	16
4447 SCULPTURAL ENGRAVING	1	...	1
4448 SIDEROGRAPHIC TRANSFERRING	7	...	7
4449 ELECTROLYTIC INTAGLIO PLATEMAKING	20	...	20
4454 INTAGLIO PRESS OPERATING	200	...	200
4400 PRINTING	2,643	24	584	76	8	52	427	3	83	62	38	64	4	16
4601 MISCELLANEOUS WOOD WORK	78	...	4	27	42	2	2	1
4602 BLOCKING AND BRACING	275	129	38	13	95
4604 WOOD WORKING	844	102	192	171	355	1	2	2	2	13
4605 WOOD CRAFTING	506	...	5	44	174	112	4	3	9	38	4	3	6	11
4607 CARPENTRY	2,785	...	23	589	711	352	25	40	53	254	35	5	50	39
4616 PATTERNMAKING	59	8	26	25
4618 WOODWORKING MACHINE OPERATING	135	2	1	...	1	...	130
4639 TIMBER WORKING	50	3	47
4654 FORM BLOCK MAKING	8	8
4600 WOOD WORK	4,740	...	32	904	1,231	683	480	43	194	294	41	10	58	63
4701 MISCELLANEOUS GENERAL MAINTENANCE AND OPERATIONS WORK	2,570	...	4	320	1,387	192	12	22	1	161	4	6	30	29
4714 MODEL MAKING	502	103	204	87	6	3	2	1	11
4715 EXHIBITS MAKING/MODELING	104	86	5	8	2
4716 RAILROAD CAR REPAIRING	12	3	9
4717 BOAT BUILDING AND REPAIRING	80	2	47	31
4737 GENERAL EQUIPMENT MECHANIC	241	...	1	70	2	14	75	8	6	6
4741 GENERAL EQUIPMENT OPERATING	42	9	5	...	1	13	5	...
4742 UTILITY SYSTEMS REPAIRING-OPERATING	2,392	...	31	380	163	291	...	51	356	169	41	34	197	18
4745 RESEARCH LABORATORY MECHANIC	147	6	13	25	3	11
4749 MAINTENANCE MECHANIC	12,124	...	124	2,252	1,383	1,153	138	145	780	3,196	340	73	331	303
4754 CEMETERY CARETAKING	508	27	...	1
4700 GENERAL MAINTENANCE AND OPERATIONS WORK	18,722	...	160	3,258	3,218	1,771	226	218	1,137	3,553	399	126	564	398
4801 MISCELLANEOUS GENERAL EQUIPMENT MAINTENANCE	429	...	11	329	27	29	3	3	1	...	1	3
4804 LOCKSMITHING	316	...	2	70	99	41	2	...	7	1	1	2	7	...
4805 MEDICAL EQUIPMENT REPAIRING	383	104	10	29	...	3	2	28	...
4806 OFFICE APPLIANCE REPAIRING	67	...	22	17	2	...	5	...	1
4807 CHEMICAL EQUIPMENT REPAIRING	18	18
4808 CUSTODIAL EQUIPMENT SERVICING	11	1	1
4812 SAW RECONDITIONING	11	1	7	2	1
4816 PROTECTIVE AND SAFETY EQUIPMENT FABRICATING AND REPAIRING	86	79	...	4	3
4818 AIRCRAFT SURVIVAL AND FLIGHT EQUIPMENT REPAIRING	562	89	...	473
4819 BOWLING EQUIPMENT REPAIRING	18	9	9
4839 FILM PROCESSING EQUIPMENT REPAIRING	6	6
4840 TOOL AND EQUIPMENT REPAIRING	149	8	103	32	4
4843 NAVIGATION AIDS REPAIRING	9	5	4
4844 BICYCLE REPAIRING	1	1
4845 ORTHOPEDIC APPLIANCE REPAIRING	4	1
4848 MECHANICAL PARTS REPAIRING	78	2	3	73
4850 BEARING RECONDITIONING	81	24	24	33

TABLE B-B FULL-TIME CIVILIAN BLUE-COLLAR EMPLOYMENT BY OCCUPATION AND SELECTED AGENCY, SEPTEMBER 30, 1997 -- CONTINUED

OCCUPATION CODES TITLES	ENERGY	VETERANS AFFAIRS	ARCHITECT OF THE CAPITOL	GOVERNMENT PRINTING OFFICE	FEDERAL EMERGENCY MANAGEMENT AGENCY	GENERAL SERVICES ADMINISTRATION	NATIONAL AERONAUTICS SPACE ADMINISTRATION	PANAMA CANAL COMMISSION	ARMED FORCES RETIREMENT HOME	SMITHSONIAN INSTITUTION	TENNESSEE VALLEY AUTHORITY	SOCIAL SECURITY AGENCY	ALL OTHER AGENCIES
4352 PLASTIC FABRICATING
4360 RUBBER PRODUCTS MOLDING
4361 RUBBER EQUIPMENT REPAIRING
4370 GLASSBLOWING
4371 PLASTER PATTERN CASTING
4373 MOLDING
4300 PLIABLE MATERIALS WORK
4401 MISCELLANEOUS PRINTING	3	227	19	5
4402 BINDERY WORKING	275	...	14	1	4	43
4403 HAND COMPOSING	168
4405 FILM ASSEMBLY-STRIPPING	21	1
4406 LETTERPRESS OPERATING	17
4413 NEGATIVE ENGRAVING	57
4414 OFFSET PHOTOGRAPHY	2	18	...	2	4
4416 PLATEMAKING	50
4417 OFFSET PRESS OPERATING	8	7	...	184	6	13	1	...	2	6	44
4419 SILK SCREEN MAKING AND PRINTING
4425 PHOTOENGRAVING
4441 BOOKBINDING
4445 BANK NOTE DESIGNING
4446 BANK NOTE ENGRAVING
4447 SCULPTURAL ENGRAVING
4448 SIDEROGRAPHIC TRANSFERRING
4449 ELECTROLYTIC INTAGLIO PLATEMAKING
4454 INTAGLIO PRESS OPERATING
4400 PRINTING	13	7	...	1,017	6	29	2	...	2	10	...	19	97
4601 MISCELLANEOUS WOOD WORK
4602 BLOCKING AND BRACING
4604 WOOD WORKING	1	3
4605 WOOD CRAFTING	1	20	32	...	1	12	23	4
4607 CARPENTRY	13	523	14	16	4	13	...	1	6	4	...	7	8
4616 PATTERNMAKING
4618 WOODWORKING MACHINE OPERATING	1
4639 TIMBER WORKING
4654 FORM BLOCK MAKING
4600 WOOD WORK	14	543	46	16	5	26	...	1	6	28	...	7	15
4701 MISCELLANEOUS GENERAL MAINTENANCE AND OPERATIONS WORK	...	285	...	4	2	70	1	3	4	13	7	12	1
4714 MODEL MAKING	...	2	83
4715 EXHIBITS MAKING/MODELING	2	1
4716 RAILROAD CAR REPAIRING
4717 BOAT BUILDING AND REPAIRING
4737 GENERAL EQUIPMENT MECHANIC	...	57	...	1	1
4741 GENERAL EQUIPMENT OPERATING	5	4
4742 UTILITY SYSTEMS REPAIRING-OPERATING	16	334	12	145	1	...	8	84	...	44	17
4745 RESEARCH LABORATORY MECHANIC	89
4749 MAINTENANCE MECHANIC	35	921	13	16	...	702	1	...	3	52	85	22	56
4754 CEMETERY CARETAKING	...	480
4700 GENERAL MAINTENANCE AND OPERATIONS WORK	56	2,079	13	21	14	917	176	3	15	151	92	78	79
4801 MISCELLANEOUS GENERAL EQUIPMENT MAINTENANCE	...	16	...	6
4804 LOCKSMITHING	...	72	2	2	7	1
4805 MEDICAL EQUIPMENT REPAIRING	...	207
4806 OFFICE APPLIANCE REPAIRING	...	9	6	5	...
4807 CHEMICAL EQUIPMENT REPAIRING
4808 CUSTODIAL EQUIPMENT SERVICING	...	8	1
4812 SAW RECONDITIONING
4816 PROTECTIVE AND SAFETY EQUIPMENT FABRICATING AND REPAIRING
4818 AIRCRAFT SURVIVAL AND FLIGHT EQUIPMENT REPAIRING
4819 BOWLING EQUIPMENT REPAIRING
4839 FILM PROCESSING EQUIPMENT REPAIRING
4840 TOOL AND EQUIPMENT REPAIRING	...	2
4843 NAVIGATION AIDS REPAIRING
4844 BICYCLE REPAIRING
4845 ORTHOPEDIC APPLIANCE REPAIRING	...	3
4848 MECHANICAL PARTS REPAIRING
4850 BEARING RECONDITIONING

TABLE B-B FULL-TIME CIVILIAN BLUE-COLLAR EMPLOYMENT BY OCCUPATION AND SELECTED AGENCY, SEPTEMBER 30, 1997

OCCUPATION CODES TITLES	TOTAL ALL AGENCIES	STATE	TREASURY	ARMY	NAVY	AIR FORCE	DEFENSE LOGISTICS AGENCY	OTHER DEFENSE	JUSTICE	INTERIOR	AGRICULTURE	COMMERCE	HEALTH AND HUMAN SERVICES	TRANSPORTATION
4851 RECLAMATION WORKING	5	5
4855 DOMESTIC APPLIANCE REPAIRING	23	9	4	10
4800 GENERAL EQUIPMENT MAINTENANCE	2,257	...	35	756	290	741	15	6	10	6	2	2	36	11
5001 MISCELLANEOUS PLANT AND ANIMAL WORK	191	10	2	3	53	45	...	1	...
5002 FARMING	42	3	11	27
5003 GARDENING	1,083	...	8	80	54	185	3	9	86	159	46	11	9	10
5026 PEST CONTROLLING	533	...	2	151	151	101	14	3	1	11	5	...	4	...
5031 INSECTS PRODUCTION WORKING	124	1	123
5034 DAIRY FARMING	7	7
5035 LIVESTOCK RANCHING/WRANGLING	28	6	1	21
5042 TREE TRIMMING AND REMOVING	75	9	3	1	50	5	...	1	...
5048 ANIMAL CARETAKING	507	...	10	42	7	25	...	18	1	110	146	...	72	...
5000 PLANT AND ANIMAL WORK	2,590	...	20	299	217	315	17	30	99	415	397	11	87	10
5201 MISCELLANEOUS OCCUPATIONS	207	...	2	18	6	106	50	2	5	6	...
5205 GAS AND RADIATION DETECTING	70	59	11
5210 RIGGING	1,746	60	1,529	17	35	10	...	2	...	65
5220 SHIPWRIGHT	345	336	9
5221 LOFTING	46	45	1
5235 TEST RANGE TRACKING	15	15
5200 MISCELLANEOUS OCCUPATIONS	2,429	...	2	137	1,942	123	35	60	2	7	6	75
5301 MISCELLANEOUS INDUSTRIAL EQUIPMENT MAINTENANCE	717	...	20	284	276	83	14	2	...	9	1	1	7	1
5306 AIR CONDITIONING EQUIPMENT MECHANIC	3,059	...	8	361	923	610	35	12	130	22	25	12	38	27
5309 HEATING AND BOILER PLANT EQUIPMENT MECHANIC	696	...	4	174	221	250	4	1	...	7	3	...	4	7
5310 KITCHEN/BAKERY EQUIPMENT REPAIRING	79	49	22	2	2
5312 SEWING MACHINE REPAIRING	7	3	3	...	1
5313 ELEVATOR MECHANIC	163	3	2	1	18	1	2	1	4	3	...	5	13	...
5317 LAUNDRY AND DRY CLEANING EQUIPMENT REPAIRING	52	5	4
5318 LOCK AND DAM REPAIRING	477	461	13	1
5323 OILING AND GREASING	66	37	28	1
5330 PRINTING EQUIPMENT REPAIRING	12	1	...	1	4	3	...	3
5334 MARINE MACHINERY MECHANIC	1,872	117	1,612	1	1	15	...	1	...	124
5335 WIND TUNNEL MECHANIC	19	1
5341 INDUSTRIAL FURNACE BUILDING AND REPAIRING	4	...	4
5350 PRODUCTION MACHINERY MECHANIC	731	...	70	182	245	158	62	...	10	...	1	3
5352 INDUSTRIAL EQUIPMENT MECHANIC	1,491	421	354	207	178	151	4	1	10	11
5364 DOOR SYSTEMS MECHANIC	39	6	2	25	2	1	...
5365 PHYSIOLOGICAL TRAINER MECHANIC	16	5	11
5378 POWERED SUPPORT SYSTEMS MECHANIC	2,117	198	192	1,696	9	7	...	8	...	3
5384 GASDYNAMIC FACILITY INSTALLING AND REPAIRING	18	12
5300 INDUSTRIAL EQUIPMENT MAINTENANCE	11,635	3	108	2,301	3,902	3,057	313	16	146	232	34	31	73	178
5401 MISCELLANEOUS INDUSTRIAL EQUIPMENT OPERATION	365	...	125	167	24	20	6	3	1	2
5402 BOILER PLANT OPERATOR	2,232	342	705	394	33	11	13	6	56	9
5403 INCINERATOR OPERATING	45	5	2	8	1	...	3	...
5406 UTILITY SYSTEMS OPERATOR	741	...	11	83	158	187	4	...	1	29	10	...	11	...
5407 ELECTRICAL POWER CONTROLLING	2,163	...	2	370	117	27	...	6	...	150
5408 WASTEWATER TREATMENT PLANT OPERATING	501	122	202	106	2	...	15	29	10
5409 WATER TREATMENT PLANT OPERATING	520	201	153	83	2	52	9	...	3	...
5413 FUEL DISTRIBUTION SYSTEM OPERATING	1,086	124	295	644	22	1
5414 BALING MACHINE OPERATING	32	...	14
5415 AIR CONDITIONING EQUIPMENT OPERATING	278	...	6	22	38	24	5
5419 STATIONARY-ENGINE OPERATING	53	3	16	4	2
5423 SANDBLASTING	446	126	227	60	8	3	22
5424 WEIGHING MACHINE OPERATING	48	...	47	1
5426 LOCK AND DAM OPERATING	1,380	1,337	5	17
5427 CHEMICAL PLANT OPERATING	88	64	7
5430 DRAWBRIDGE OPERATING	4	4
5433 GAS GENERATING PLANT OPERATING	33	6	27
5435 CARTON/BAG MAKING MACHINE OPERATING	38	2	35
5438 ELEVATOR OPERATING	26	4	4	...
5439 TESTING EQUIPMENT OPERATING	57	28	2	25	1	...	1
5440 PACKAGING MACHINE OPERATING	83	...	74	8	1
5444 FOOD/FEED PROCESSING EQUIPMENT OPERATING	6	6
5446 TEXTILE EQUIPMENT OPERATING	33	10	...	23
5450 CONVEYOR OPERATING	7	1	3
5454 SOLVENT STILL OPERATING	7	7
5455 PAPER PULPING MACHINE OPERATING	18	1	5	3	7

TABLE B-B FULL-TIME CIVILIAN BLUE-COLLAR EMPLOYMENT BY OCCUPATION AND SELECTED AGENCY, SEPTEMBER 30, 1997 -- CONTINUED

OCCUPATION CODES TITLES	ENERGY	VETERANS AFFAIRS	ARCHITECT OF THE CAPITOL	GOVERNMENT PRINTING OFFICE	FEDERAL EMERGENCY MANAGEMENT AGENCY	GENERAL SERVICES ADMINISTRATION	NATIONAL AERONAUTICS SPACE ADMINISTRATION	PANAMA CANAL COMMISSION	ARMED FORCES RETIREMENT HOME	SMITHSONIAN INSTITUTION	TENNESSEE VALLEY AUTHORITY	SOCIAL SECURITY AGENCY	ALL OTHER AGENCIES
4851 RECLAMATION WORKING
4855 DOMESTIC APPLIANCE REPAIRING
4800 GENERAL EQUIPMENT MAINTENANCE	...	317	3	6	...	2	7	6	5	1
5001 MISCELLANEOUS PLANT AND ANIMAL WORK	3	74
5002 FARMING	1
5003 GARDENING	...	198	44	11	7	32	105	1	25
5026 PEST CONTROLLING	...	81	...	2	1	3	1	2
5031 INSECTS PRODUCTION WORKING
5034 DAIRY FARMING
5035 LIVESTOCK RANCHING/WRANGLING
5042 TREE TRIMMING AND REMOVING	5	1
5048 ANIMAL CARETAKING	...	76
5000 PLANT AND ANIMAL WORK	...	355	49	2	1	14	11	110	105	1	25
5201 MISCELLANEOUS OCCUPATIONS	3	2	...	1	6
5205 GAS AND RADIATION DETECTING
5210 RIGGING	6	1	18	3
5220 SHIPWRIGHT
5221 LOFTING
5235 TEST RANGE TRACKING
5200 MISCELLANEOUS OCCUPATIONS	6	3	...	1	...	2	...	19	9
5301 MISCELLANEOUS INDUSTRIAL EQUIPMENT MAINTENANCE	5	...	8	2	4
5306 AIR CONDITIONING EQUIPMENT MECHANIC	...	611	116	...	9	71	8	5	5	29	...	1	1
5309 HEATING AND BOILER PLANT EQUIPMENT MECHANIC	...	9	8	...	3	1
5310 KITCHEN/BAKERY EQUIPMENT REPAIRING	...	3	1
5312 SEWING MACHINE REPAIRING
5313 ELEVATOR MECHANIC	1	32	42	17	...	15	1	2
5317 LAUNDRY AND DRY CLEANING EQUIPMENT REPAIRING	...	43
5318 LOCK AND DAM REPAIRING	2
5323 OILING AND GREASING
5330 PRINTING EQUIPMENT REPAIRING
5334 MARINE MACHINERY MECHANIC	1
5335 WIND TUNNEL MECHANIC	18
5341 INDUSTRIAL FURNACE BUILDING AND REPAIRING
5350 PRODUCTION MACHINERY MECHANIC
5352 INDUSTRIAL EQUIPMENT MECHANIC	...	147	2	5
5364 DOOR SYSTEMS MECHANIC	...	3
5365 PHYSIOLOGICAL TRAINER MECHANIC
5378 POWERED SUPPORT SYSTEMS MECHANIC	3	1
5384 GASDYNAMIC FACILITY INSTALLING AND REPAIRING	6
5300 INDUSTRIAL EQUIPMENT MAINTENANCE	1	848	171	17	17	86	40	8	7	30	...	1	15
5401 MISCELLANEOUS INDUSTRIAL EQUIPMENT OPERATION	5	6	6
5402 BOILER PLANT OPERATOR	5	576	5	14	21	...	9	...	16	...	17
5403 INCINERATOR OPERATING	...	26
5406 UTILITY SYSTEMS OPERATOR	...	198	30	14	1	...	4
5407 ELECTRICAL POWER CONTROLLING	173	7	6	1,300	...	5
5408 WASTEWATER TREATMENT PLANT OPERATING	...	13	2
5409 WATER TREATMENT PLANT OPERATING	...	6	5	2	...	2	2
5413 FUEL DISTRIBUTION SYSTEM OPERATING
5414 BALING MACHINE OPERATING	...	1	11	1	5	...
5415 AIR CONDITIONING EQUIPMENT OPERATING	...	161	15	1	1	...	4	1
5419 STATIONARY-ENGINE OPERATING	28
5423 SANDBLASTING
5424 WEIGHING MACHINE OPERATING
5426 LOCK AND DAM OPERATING	21
5427 CHEMICAL PLANT OPERATING	17
5430 DRAWBRIDGE OPERATING
5433 GAS GENERATING PLANT OPERATING
5435 CARTON/BAG MAKING MACHINE OPERATING	1
5438 ELEVATOR OPERATING	...	1	17
5439 TESTING EQUIPMENT OPERATING
5440 PACKAGING MACHINE OPERATING
5444 FOOD/FEED PROCESSING EQUIPMENT OPERATING
5446 TEXTILE EQUIPMENT OPERATING
5450 CONVEYOR OPERATING	...	2	...	1
5454 SOLVENT STILL OPERATING
5455 PAPER PULPING MACHINE OPERATING	2

TABLE B-B FULL-TIME CIVILIAN BLUE-COLLAR EMPLOYMENT BY OCCUPATION AND SELECTED AGENCY, SEPTEMBER 30, 1997

OCCUPATION CODES TITLES	TOTAL ALL AGENCIES	STATE	TREASURY	ARMY	NAVY	AIR FORCE	DEFENSE LOGISTICS AGENCY	OTHER DEFENSE	JUSTICE	INTERIOR	AGRICULTURE	COMMERCE	HEALTH AND HUMAN SERVICES	TRANSPORTATION
5478 PORTABLE EQUIPMENT OPERATING	21	4	17
5479 DREDGING EQUIPMENT OPERATING	33	25	8
5484 COUNTING MACHINE OPERATING	35	...	35
5485 AIRCRAFT WEIGHT AND BALANCE OPERATING	16	5	11
5486 SWIMMING POOL OPERATING	9	2	6	1
5400 INDUSTRIAL EQUIPMENT OPERATION	10,404	...	314	3,037	1,989	1,605	93	6	36	343	72	6	78	58
5701 MISCELLANEOUS TRANSPORTATION/MOBILE EQUIPMENT OPERATION	486	...	3	126	110	48	96	22	1	3
5703 MOTOR VEHICLE OPERATING	7,317	32	186	1,754	1,147	948	477	142	51	629	133	48	228	25
5704 FORK LIFT OPERATING	788	...	24	297	102	52	198	15	...	2	2	7
5705 TRACTOR OPERATING	1,075	...	1	238	115	217	23	4	4	194	88	...	13	...
5706 ROAD SWEEPER OPERATING	38	12	8	5	3	1
5707 TANK DRIVING	6	4	2
5716 ENGINEERING EQUIPMENT OPERATING	3,403	758	249	460	17	...	11	1,017	478	...	11	37
5725 CRANE OPERATING	1,010	278	482	111	83	9	36
5729 DRILL RIG OPERATING	152	83	...	4	54	3	...	1	6
5736 BRAKING-SWITCHING AND CONDUCTING	96	45	43	4	2	2
5737 LOCOMOTIVE ENGINEERING	89	38	39	8	1	3
5738 RAILROAD MAINTENANCE VEHICLE OPERATING	27	17	8	2
5767 AIRFIELD CLEARING EQUIPMENT OPERATING	148	8	140
5782 SHIP OPERATING	246	96	7	8	...	1	...	8
5784 RIVERBOAT OPERATING	109	109
5786 SMALL CRAFT OPERATING	257	124	46	44	5	4	...	28
5788 DECKHAND	276	234	28	11	...	1	...	1
5700 TRANSPORTATION/MOBILE EQUIPMENT OPERATION	15,523	32	214	4,213	2,392	1,997	899	161	69	1,998	710	61	253	144
5801 MISCELLANEOUS TRANSPORTATION/MOBILE EQUIPMENT MAINTENANCE	693	...	3	470	85	66	1	3	...	19	2	9
5803 HEAVY MOBILE EQUIPMENT MECHANIC	10,199	7,547	1,324	869	117	...	21	188	11	1	5	20
5806 MOBILE EQUIPMENT SERVICING	235	103	61	17	2	...	2	23	4
5823 AUTOMOTIVE MECHANIC	5,817	...	7	3,408	522	846	68	4	388	163	127	6	7	7
5876 ELECTROMOTIVE EQUIPMENT MECHANIC	137	...	2	12	60	10	13	1
5800 TRANSPORTATION/MOBILE EQUIPMENT MAINTENANCE	17,081	...	12	11,540	2,052	1,808	201	8	411	393	144	7	12	36
6501 MISCELLANEOUS AMMUNITION, EXPLOSIVES, AND TOXIC MATERIALS WORK	728	381	296	46	4	1
6502 EXPLOSIVES OPERATING	810	672	136	1
6505 MUNITIONS DESTROYING	75	74	1
6511 MISSILE/TOXIC MATERIALS HANDLING	337	287	29	19	2
6517 EXPLOSIVES TEST OPERATING	91	75	15	1
6500 AMMUNITION, EXPLOSIVES, AND TOXIC MATERIALS WORK	2,041	1,489	477	66	6	...	1	1
6601 MISCELLANEOUS ARMAMENT WORK	93	90	2	...	1
6605 ARTILLERY REPAIRING	398	351	44	...	3
6606 ARTILLERY TESTING	44	44
6610 SMALL ARMS REPAIRING	361	...	2	315	27	3	8	...	5	1
6641 ORDNANCE EQUIPMENT MECHANIC	1,109	134	442	522	11
6652 AIRCRAFT ORDNANCE SYSTEMS MECHANIC	1,429	26	67	1,336
6656 SPECIAL WEAPONS SYSTEMS MECHANIC	39	1	30	8
6600 ARMAMENT WORK	3,473	...	2	961	612	1,869	12	...	5	1	11
6901 MISCELLANEOUS WAREHOUSING AND STOCK HANDLING	634	...	31	129	123	113	189	1	...	19	...
6902 LUMBER HANDLING	4	2	2
6903 COAL HANDLING	200	6	5	7
6904 TOOLS AND PARTS ATTENDING	2,444	...	8	1,431	399	494	26	...	12	13	2	1	11	14
6907 MATERIALS HANDLING	15,539	3	309	3,267	2,439	1,916	3,771	488	797	178	100	99	128	138
6910 MATERIALS EXPEDITING	1,082	...	27	305	194	489	31	2	1	32
6912 MATERIALS EXAMINING AND IDENTIFYING	2,726	...	3	394	97	305	1,892	5	2	23
6914 STORE WORKING	2,374	6	17	3	...	2,340	1	6	...
6941 BULK MONEY HANDLING	301	...	301
6968 AIRCRAFT FREIGHT LOADING	149	106	42	1
6900 WAREHOUSING AND STOCK HANDLING	25,453	3	679	5,540	3,380	3,369	5,911	2,828	809	197	103	103	167	207
7001 MISCELLANEOUS PACKING AND PROCESSING	65	17	6	23	19
7002 PACKING	2,148	...	10	240	206	162	1,468	...	9	...	4	4	...	10
7004 PRESERVATION PACKAGING	38	9	7	...	13	9
7006 PRESERVATION SERVICING	232	14	41	34	117	26
7009 EQUIPMENT CLEANING	410	41	154	208	5	1
7010 PARACHUTE PACKING	7	7
7000 PACKING AND PROCESSING	2,900	...	10	321	414	434	1,617	...	9	...	4	4	5	46

TABLE B-B FULL-TIME CIVILIAN BLUE-COLLAR EMPLOYMENT BY OCCUPATION AND SELECTED AGENCY, SEPTEMBER 30, 1997 -- CONTINUED

OCCUPATION CODES TITLES	ENERGY	VETERANS AFFAIRS	ARCHITECT OF THE CAPITOL	GOVERNMENT PRINTING OFFICE	FEDERAL EMERGENCY MANAGEMENT AGENCY	GENERAL SERVICES ADMINISTRATION	NATIONAL AERONAUTICS SPACE ADMINISTRATION	PANAMA CANAL COMMISSION	ARMED FORCES RETIREMENT HOME	SMITHSONIAN INSTITUTION	TENNESSEE VALLEY AUTHORITY	SOCIAL SECURITY AGENCY	ALL OTHER AGENCIES
5478 PORTABLE EQUIPMENT OPERATING
5479 DREDGING EQUIPMENT OPERATING
5484 COUNTING MACHINE OPERATING
5485 AIRCRAFT WEIGHT AND BALANCE OPERATING
5486 SWIMMING POOL OPERATING
5400 INDUSTRIAL EQUIPMENT OPERATION	183	984	63	35	12	47	23	30	13	6	1,333	5	33
5701 MISCELLANEOUS TRANSPORTATION/MOBILE EQUIPMENT OPERATION	5	...	8	25	...	9	...	3	2	17	8
5703 MOTOR VEHICLE OPERATING	34	1,097	19	53	10	23	...	5	12	26	100	62	76
5704 FORK LIFT OPERATING	...	2	2	63	3	...	17	2
5705 TRACTOR OPERATING	...	160	1	5	3	...	9
5706 ROAD SWEEPER OPERATING	6	3
5707 TANK DRIVING
5716 ENGINEERING EQUIPMENT OPERATING	18	161	2	...	7	...	1	1	2	6	141	...	26
5725 CRANE OPERATING	1	1	5	...	1	3
5729 DRILL RIG OPERATING	1
5736 BRAKING-SWITCHING AND CONDUCTING
5737 LOCOMOTIVE ENGINEERING
5738 RAILROAD MAINTENANCE VEHICLE OPERATING
5767 AIRFIELD CLEARING EQUIPMENT OPERATING
5782 SHIP OPERATING	124	2
5784 RIVERBOAT OPERATING
5786 SMALL CRAFT OPERATING	6
5788 DECKHAND	1
5700 TRANSPORTATION/MOBILE EQUIPMENT OPERATION	58	1,420	37	142	18	40	1	146	16	53	249	79	121
5801 MISCELLANEOUS TRANSPORTATION/MOBILE EQUIPMENT MAINTENANCE	1	2	...	28	1	3
5803 HEAVY MOBILE EQUIPMENT MECHANIC	32	38	1	6	6	...	13
5806 MOBILE EQUIPMENT SERVICING	...	7	12	4
5823 AUTOMOTIVE MECHANIC	...	86	6	3	15	66	...	1	2	14	69	1	1
5876 ELECTROMOTIVE EQUIPMENT MECHANIC	9	29	1	...
5800 TRANSPORTATION/MOBILE EQUIPMENT MAINTENANCE	32	131	16	3	16	115	...	29	3	14	79	2	17
6501 MISCELLANEOUS AMMUNITION, EXPLOSIVES, AND TOXIC MATERIALS WORK
6502 EXPLOSIVES OPERATING	1
6505 MUNITIONS DESTROYING
6511 MISSILE/TOXIC MATERIALS HANDLING
6517 EXPLOSIVES TEST OPERATING
6500 AMMUNITION, EXPLOSIVES, AND TOXIC MATERIALS WORK	1
6601 MISCELLANEOUS ARMAMENT WORK
6605 ARTILLERY REPAIRING
6606 ARTILLERY TESTING
6610 SMALL ARMS REPAIRING
6641 ORDNANCE EQUIPMENT MECHANIC
6652 AIRCRAFT ORDNANCE SYSTEMS MECHANIC
6656 SPECIAL WEAPONS SYSTEMS MECHANIC
6600 ARMAMENT WORK
6901 MISCELLANEOUS WAREHOUSING AND STOCK HANDLING	...	7	1	16	3	2	...
6902 LUMBER HANDLING
6903 COAL HANDLING	4	178
6904 TOOLS AND PARTS ATTENDING	...	22	10	1
6907 MATERIALS HANDLING	34	926	25	118	23	404	25	18	146	107	80
6910 MATERIALS EXPEDITING	1
6912 MATERIALS EXAMINING AND IDENTIFYING	5
6914 STORE WORKING	1
6941 BULK MONEY HANDLING
6968 AIRCRAFT FREIGHT LOADING
6900 WAREHOUSING AND STOCK HANDLING	34	955	40	134	23	410	4	...	25	18	324	109	81
7001 MISCELLANEOUS PACKING AND PROCESSING
7002 PACKING	1	...	27	2	5
7004 PRESERVATION PACKAGING
7006 PRESERVATION SERVICING
7009 EQUIPMENT CLEANING	1
7010 PARACHUTE PACKING
7000 PACKING AND PROCESSING	1	...	27	2	6

TABLE B-B FULL-TIME CIVILIAN BLUE-COLLAR EMPLOYMENT BY OCCUPATION AND SELECTED AGENCY, SEPTEMBER 30, 1997

OCCUPATION CODES/TITLES	TOTAL ALL AGENCIES	STATE	TREASURY	ARMY	NAVY	AIR FORCE	DEFENSE LOGISTICS AGENCY	OTHER DEFENSE	JUSTICE	INTERIOR	AGRICULTURE	COMMERCE	HEALTH AND HUMAN SERVICES	TRANSPORTATION
7301 MISCELLANEOUS LAUNDRY, DRY CLEANING, AND PRESSING	67	1	1
7304 LAUNDRY WORKING	1,157	1	...	51	27	1	18	1	...
7305 LAUNDRY MACHINE OPERATING	364	10	8	47	1	2	...
7306 PRESSING	33	10	12
7307 DRY CLEANING	5	1	3	1
7300 LAUNDRY, DRY CLEANING, AND PRESSING	1,626	1	...	73	51	2	65	1	3	...
7401 MISCELLANEOUS FOOD PREPARATION AND SERVING	33	16	3
7402 BAKING	74	28	15	24	2
7404 COOKING	3,988	...	3	463	235	222	...	35	974	195	77	...	197	1
7407 MEATCUTTER	1,444	6	...	2	...	1,432	2
7408 FOOD SERVICE WORKING	7,052	...	1	943	279	365	...	1	1	50	1	...	121	...
7420 WAITER	16	4	...	12
7400 FOOD PREPARATION AND SERVING	12,607	...	4	1,460	532	625	...	1,468	975	247	80	...	318	1
7601 MISCELLANEOUS PERSONAL SERVICES	314	12	1
7603 BARBERING	39	16	20	1
7641 BEAUTICIAN	2	2
7600 PERSONAL SERVICES	355	28	23	1
8201 MISCELLANEOUS FLUID SYSTEMS MAINTENANCE	90	26	35	29
8255 PNEUDRAULIC SYSTEMS MECHANIC	1,575	142	464	965	1
8268 AIRCRAFT PNEUDRAULIC SYSTEMS MECHANIC	1,510	105	59	1,345	1
8200 FLUID SYSTEMS MAINTENANCE	3,175	273	558	2,339	2
8601 MISCELLANEOUS ENGINE OVERHAUL	5	2	1	1	1
8602 AIRCRAFT ENGINE MECHANIC	4,212	217	392	3,591	12
8610 SMALL ENGINE MECHANIC	92	39	18	13	...	1	...	15	4
8675 LIQUID FUEL ROCKET ENGINE MECHANIC	25	25
8600 ENGINE OVERHAUL	4,334	256	412	3,630	...	1	...	16	4	13
8801 MISCELLANEOUS AIRCRAFT OVERHAUL	910	78	120	702	6
8810 AIRCRAFT PROPELLER MECHANIC	146	74	30	42
8840 AIRCRAFT MECHANICAL PARTS REPAIRING	695	326	126	216	27
8852 AIRCRAFT MECHANIC	11,907	2,244	801	8,725	37	4	2	5	...	71
8862 AIRCRAFT ATTENDING	359	23	116	212	8
8863 AIRCRAFT TIRE MOUNTING	18	1	17
8882 AIRFRAME TEST OPERATING	1	1
8800 AIRCRAFT OVERHAUL	14,036	2,745	1,194	9,915	37	12	2	5	...	104
9003 FILM ASSEMBLING AND REPAIRING	11	5	6
9004 MOTION PICTURE DEVELOPING/PRINTING MACHINE OPERATING	4	4
9000 FILM PROCESSING	15	5	6	4
9799 UNSPECIFIED BLUE-COLLAR SERIES	66	1	...	14	2	6	2	2
9700 UNSPECIFIED	66	1	...	14	2	6	2	2
9901 MISCELLANEOUS VESSEL JOBS EXCLUDED FROM THE FEDERAL WAGE SYSTEM	58	50	...	8
9902 MASTER	60	54	2	4
9903 CHIEF OFFICER CABLE	2	2
9904 SHIP PILOT	33	33
9905 FIRST OFFICER	67	66	1
9906 SECOND OFFICER	68	68
9907 THIRD OFFICER	84	84
9909 RADIO OFFICER	2	2
9911 RADIO ELECTRONICS OFFICER	6	6
9912 FIRST ASSISTANT RADIO ELECTRONICS OFFICER	2	2
9914 DAMAGE CONTROL OFFICER	13	13
9915 ASSISTANT DAMAGE CONTROL OFFICER	16	16
9916 MASTER-MATE (FISHING VESSEL)	6	5
9917 DECK MIDSHIPMAN	4	4
9918 DAMAGE CONTROL LEADER	5	5
9919 DAMAGE CONTROL ASSISTANT LEADER	2	2
9920 BOATSWAIN	69	60	9
9921 CARPENTER	18	18
9923 BOATSWAIN'S MATE	120	117	3
9924 ABLE SEAMAN	271	242	4	...	25
9925 ABLE SEAMAN-MAINTENANCE	407	406	1
9926 QUARTERMASTER	3	3

TABLE B-B FULL-TIME CIVILIAN BLUE-COLLAR EMPLOYMENT BY OCCUPATION AND SELECTED AGENCY, SEPTEMBER 30, 1997 -- CONTINUED

OCCUPATION	ENERGY	VETERANS AFFAIRS	ARCHITECT OF THE CAPITOL	GOVERNMENT PRINTING OFFICE	FEDERAL EMERGENCY MANAGEMENT AGENCY	GENERAL SERVICES ADMINISTRATION	NATIONAL AERONAUTICS SPACE ADMINISTRATION	PANAMA CANAL COMMISSION	ARMED FORCES RETIREMENT HOME	SMITHSONIAN INSTITUTION	TENNESSEE VALLEY AUTHORITY	SOCIAL SECURITY AGENCY	ALL OTHER AGENCIES
CODES TITLES													
7301 MISCELLANEOUS LAUNDRY, DRY CLEANING, AND PRESSING	...	60	5
7304 LAUNDRY WORKING	...	1,057	1
7305 LAUNDRY MACHINE OPERATING	...	296
7306 PRESSING	...	3	8
7307 DRY CLEANING
7300 LAUNDRY, DRY CLEANING, AND PRESSING	...	1,416	5	...	8	...	1
7401 MISCELLANEOUS FOOD PREPARATION AND SERVING	8	5	1
7402 BAKING	...	3	1	1
7404 COOKING	...	1,547	4	28	7
7407 MEATCUTTER	2
7408 FOOD SERVICE WORKING	...	5,220	63	7
7420 WAITER
7400 FOOD PREPARATION AND SERVING	...	6,770	5	102	5	15
7601 MISCELLANEOUS PERSONAL SERVICES	...	2	5	...	293	...	1
7603 BARBERING	...	1	1
7641 BEAUTICIAN
7600 PERSONAL SERVICES	...	3	6	...	293	...	1
8201 MISCELLANEOUS FLUID SYSTEMS MAINTENANCE
8255 PNEUDRAULIC SYSTEMS MECHANIC	3
8268 AIRCRAFT PNEUDRAULIC SYSTEMS MECHANIC
8200 FLUID SYSTEMS MAINTENANCE	3
8601 MISCELLANEOUS ENGINE OVERHAUL
8602 AIRCRAFT ENGINE MECHANIC
8610 SMALL ENGINE MECHANIC	...	1	1
8675 LIQUID FUEL ROCKET ENGINE MECHANIC
8600 ENGINE OVERHAUL	...	1	1
8801 MISCELLANEOUS AIRCRAFT OVERHAUL	4
8810 AIRCRAFT PROPELLER MECHANIC
8840 AIRCRAFT MECHANICAL PARTS REPAIRING
8852 AIRCRAFT MECHANIC	4	12	2
8862 AIRCRAFT ATTENDING
8863 AIRCRAFT TIRE MOUNTING
8882 AIRFRAME TEST OPERATING
8800 AIRCRAFT OVERHAUL	4	16	2
9003 FILM ASSEMBLING AND REPAIRING
9004 MOTION PICTURE DEVELOPING/PRINTING MACHINE OPERATING
9000 FILM PROCESSING
9799 UNSPECIFIED BLUE-COLLAR SERIES	...	26	5	7	...	1
9700 UNSPECIFIED	...	26	5	7	...	1
9901 MISCELLANEOUS VESSEL JOBS EXCLUDED FROM THE FEDERAL WAGE SYSTEM
9902 MASTER
9903 CHIEF OFFICER CABLE
9904 SHIP PILOT
9905 FIRST OFFICER
9906 SECOND OFFICER
9907 THIRD OFFICER
9909 RADIO OFFICER
9911 RADIO ELECTRONICS OFFICER
9912 FIRST ASSISTANT RADIO ELECTRONICS OFFICER
9914 DAMAGE CONTROL OFFICER
9915 ASSISTANT DAMAGE CONTROL OFFICER
9916 MASTER-MATE (FISHING VESSEL)	1
9917 DECK MIDSHIPMAN
9918 DAMAGE CONTROL LEADER
9919 DAMAGE CONTROL ASSISTANT LEADER
9920 BOATSWAIN
9921 CARPENTER
9923 BOATSWAIN'S MATE
9924 ABLE SEAMAN
9925 ABLE SEAMAN-MAINTENANCE
9926 QUARTERMASTER

TABLE B-B FULL-TIME CIVILIAN BLUE-COLLAR EMPLOYMENT BY OCCUPATION AND SELECTED AGENCY, SEPTEMBER 30, 1997

OCCUPATION CODES TITLES	TOTAL ALL AGENCIES	STATE	TREASURY	ARMY	NAVY	AIR FORCE	DEFENSE LOGISTICS AGENCY	OTHER DEFENSE	JUSTICE	INTERIOR	AGRICULTURE	COMMERCE	HEALTH AND HUMAN SERVICES	TRANSPORTATION
9927 SEAMAN-FISHERMAN	38	38
9928 ORDINARY SEAMAN	134	126	8
9929 DAMAGE CONTROLMAN	3	3
9931 CHIEF ENGINEER	82	56	2	...	20	...	4
9932 FIRST ASSISTANT ENGINEER	66	56	10
9933 SECOND ASSISTANT ENGINEER	77	68	9
9934 THIRD ASSISTANT ENGINEER	129	116	13
9936 ENGINE MIDSHIPMAN	4	4
9939 CHIEF ELECTRICIAN	23	23
9940 ELECTRICIAN	18	17	1
9942 SECOND ELECTRICIAN	59	59
9944 ELECTRONICS TECHNICIAN	33	33
9945 REFRIGERATION ENGINEER	35	35
9946 SECOND REFRIGERATION ENGINEER	4	4
9947 THIRD REFRIGERATION ENGINEER	4	4
9952 DECK ENGINEER-MACHINIST	78	78
9953 DECK ENGINEER-MECHANIC	5	5
9954 UNLICENSED JUNIOR ENGINEER	64	57	7
9955 PUMPMAN	13	13
9957 ENGINE UTILITYMAN	129	124	5
9960 OILER	6	6
9961 OILER-DIESEL	14	10	1	3
9965 WIPER	73	69	4
9968 CHIEF STEWARD	48	29	19
9969 THIRD STEWARD	5	5
9971 CHIEF COOK	37	32	5
9972 STEWARD COOK	16	16
9973 SECOND COOK	23	8	15
9974 THIRD COOK	6	6
9975 ASSISTANT COOK	41	41
9976 COOK-BAKER	32	32
9977 SECOND COOK-BAKER	28	28
9978 NIGHT COOK AND BAKER	15	15
9979 STEWARD BAKER	6	6
9982 LAUNDRYMAN	10	10
9984 MESSMAN	5	5
9985 STEWARD UTILITYMAN	381	381
9988 PURSER	30	27	3
9991 SUPPLY OFFICER	25	25
9992 ASSISTANT SUPPLY OFFICER	1	1
9993 JUNIOR SUPPLY OFFICER	30	30
9994 ASSISTANT STOREKEEPER	64	64
9996 MEDICAL SERVICES OFFICER	37	37
9998 YEOMAN-STOREKEEPER	125	125
9900 VESSEL JOBS EXCLUDED FROM FEDERAL WAGE SYSTEM	3,372	3,078	10	...	264	...	19

TABLE B-B FULL-TIME CIVILIAN BLUE-COLLAR EMPLOYMENT BY OCCUPATION AND SELECTED AGENCY, SEPTEMBER 30, 1997 -- CONTINUED

OCCUPATION CODES TITLES	ENERGY	VETERANS AFFAIRS	ARCHITECT OF THE CAPITOL	GOVERNMENT PRINTING OFFICE	FEDERAL EMERGENCY MANAGEMENT AGENCY	GENERAL SERVICES ADMINISTRATION	NATIONAL AERONAUTICS SPACE ADMINISTRATION	PANAMA CANAL COMMISSION	ARMED FORCES RETIREMENT HOME	SMITHSONIAN INSTITUTION	TENNESSEE VALLEY AUTHORITY	SOCIAL SECURITY AGENCY	ALL OTHER AGENCIES
9927 SEAMAN-FISHERMAN
9928 ORDINARY SEAMAN
9929 DAMAGE CONTROLMAN
9931 CHIEF ENGINEER
9932 FIRST ASSISTANT ENGINEER
9933 SECOND ASSISTANT ENGINEER
9934 THIRD ASSISTANT ENGINEER
9936 ENGINE MIDSHIPMAN
9939 CHIEF ELECTRICIAN
9940 ELECTRICIAN
9942 SECOND ELECTRICIAN
9944 ELECTRONICS TECHNICIAN
9945 REFRIGERATION ENGINEER
9946 SECOND REFRIGERATION ENGINEER
9947 THIRD REFRIGERATION ENGINEER
9952 DECK ENGINEER-MACHINIST
9953 DECK ENGINEER-MECHANIC
9954 UNLICENSED JUNIOR ENGINEER
9955 PUMPMAN
9957 ENGINE UTILITYMAN
9960 OILER
9961 OILER-DIESEL
9965 WIPER
9968 CHIEF STEWARD
9969 THIRD STEWARD
9971 CHIEF COOK
9972 STEWARD COOK
9973 SECOND COOK
9974 THIRD COOK
9975 ASSISTANT COOK
9976 COOK-BAKER
9977 SECOND COOK-BAKER
9978 NIGHT COOK AND BAKER
9979 STEWARD BAKER
9982 LAUNDRYMAN
9984 MESSMAN
9985 STEWARD UTILITYMAN
9988 PURSER
9991 SUPPLY OFFICER
9992 ASSISTANT SUPPLY OFFICER
9993 JUNIOR SUPPLY OFFICER
9994 ASSISTANT STOREKEEPER
9996 MEDICAL SERVICES OFFICER
9998 YEOMAN-STOREKEEPER
9900 VESSEL JOBS EXCLUDED FROM FEDERAL WAGE SYSTEM	1

TABLE B-C FULL-TIME CIVILIAN BLUE-COLLAR EMPLOYMENT AND AVERAGE SALARY BY OCCUPATION, MAJOR GEOGRAPHIC AREA, AND GENDER, SEPTEMBER 30, 1997

OCCUPATION	ALL AREAS						WASHINGTON DC-MD-VA-WV METROPOLITAN STATISTICAL AREA						UNITED STATES EXCLUDING WASHINGTON, DC-MD-VA-WV METROPOLITAN STATISTICAL AREA					
	TOTAL		MEN		WOMEN		TOTAL		MEN		WOMEN		TOTAL		MEN		WOMEN	
	EMPLOYMENT	AVERAGE SALARY	EMPLOYMENT	AVERAGE SALARY	EMPLOYMENT	AVERAGE SALARY	EMPLOYMENT	AVERAGE SALARY	EMPLOYMENT	AVERAGE SALARY	EMPLOYMENT	AVERAGE SALARY	EMPLOYMENT	AVERAGE SALARY	EMPLOYMENT	AVERAGE SALARY	EMPLOYMENT	AVERAGE SALARY
CODES TITLES																		
GRAND TOTAL	248,739	\$34,478	225,984	\$35,060	22,755	\$28,698	15,040	\$35,790	12,816	\$36,952	2,224	\$29,092	228,496	\$34,503	208,719	\$35,036	19,777	\$28,883
2501 MISCELLANEOUS WIRE COMMUNICATION EQUIPMENT INSTALLATION AND MAINTENANCE	22	\$40,278	20	\$39,211	2	\$50,954	2	\$44,422	1	\$39,674	1	\$49,170	19	\$40,253	18	\$39,559	1	\$52,738
2502 TELECOMMUNICATIONS MECHANIC	579	\$37,462	558	\$37,488	21	\$36,776	12	\$42,997	12	\$42,997	522	\$37,574	503	\$37,593	19	\$37,067
2504 WIRE COMMUNICATIONS CABLE SPLICING	129	\$37,126	126	\$37,191	3	\$34,380	1	\$39,674	1	\$39,674	113	\$37,450	110	\$37,533	3	\$34,380
2508 COMMUNICATIONS LINE INSTALLING AND REPAIRING	26	\$32,470	25	\$32,537	1	\$30,804	22	\$32,540	21	\$32,623	1	\$30,804
2500 WIRE COMMUNICATIONS EQUIPMENT INSTALLATION AND MAINTENANCE	756	\$37,315	729	\$37,314	27	\$37,339	15	\$42,966	14	\$42,523	1	\$49,170	676	\$37,465	652	\$37,477	24	\$37,123
2601 MISCELLANEOUS ELECTRONIC EQUIPMENT INSTALLATION AND MAINTENANCE	336	\$46,347	312	\$46,663	24	\$42,244	90	\$55,811	86	\$55,691	4	\$58,395	246	\$42,885	226	\$43,227	20	\$39,014
2602 ELECTRONIC MEASUREMENT EQUIPMENT MECHANIC	1,467	\$38,826	1,389	\$38,907	78	\$37,385	15	\$42,393	15	\$42,393	1,396	\$38,870	1,319	\$38,953	77	\$37,432
2604 ELECTRONICS MECHANIC	8,064	\$37,684	7,537	\$37,797	527	\$36,075	178	\$41,540	169	\$41,643	9	\$39,604	7,791	\$37,623	7,278	\$37,737	513	\$36,012
2606 ELECTRONIC INDUSTRIAL CONTROLS MECHANIC	1,104	\$41,066	1,074	\$41,120	30	\$39,149	138	\$53,816	137	\$53,962	1	\$33,726	963	\$39,252	934	\$39,249	29	\$39,336
2608 ELECTRONIC DIGITAL COMPUTER MECHANIC	697	\$37,076	668	\$37,163	29	\$35,085	16	\$38,466	16	\$38,466	666	\$37,109	638	\$37,181	28	\$35,473
2610 ELECTRONIC INTEGRATED SYSTEMS MECHANIC	4,200	\$40,306	4,030	\$40,359	170	\$39,051	46	\$42,103	45	\$42,213	1	\$37,169	4,106	\$40,320	3,941	\$40,370	165	\$39,113
2600 ELECTRONIC EQUIPMENT INSTALLATION AND MAINTENANCE	15,868	\$38,876	15,010	\$38,981	858	\$37,030	483	\$47,685	468	\$47,801	15	\$44,061	15,168	\$38,634	14,336	\$38,733	832	\$36,928
2801 MISCELLANEOUS ELECTRICAL INSTALLATION AND MAINTENANCE	172	\$40,631	163	\$40,731	9	\$38,835	13	\$29,444	13	\$29,444	157	\$41,508	148	\$41,671	9	\$38,835
2805 ELECTRICIAN	6,016	\$37,602	5,833	\$37,685	183	\$34,933	594	\$40,278	585	\$40,340	9	\$36,251	5,288	\$37,431	5,115	\$37,517	173	\$34,865
2810 ELECTRICIAN (HIGH VOLTAGE)	3,373	\$44,092	3,292	\$44,101	81	\$43,748	125	\$40,364	125	\$40,364	3,161	\$44,499	3,081	\$44,515	80	\$43,874
2854 ELECTRICAL EQUIPMENT REPAIRING	991	\$37,296	893	\$37,390	98	\$36,442	13	\$37,786	13	\$37,786	958	\$37,398	863	\$37,485	95	\$36,611
2892 AIRCRAFT ELECTRICIAN	2,387	\$35,942	2,204	\$36,005	183	\$35,180	14	\$37,393	14	\$37,393	2,367	\$35,937	2,184	\$36,000	183	\$35,180
2800 ELECTRICAL INSTALLATION AND MAINTENANCE	12,939	\$39,004	12,385	\$39,110	554	\$36,634	759	\$40,011	750	\$40,056	9	\$36,251	11,931	\$39,058	11,391	\$39,171	540	\$36,680
3101 MISCELLANEOUS FABRIC AND LEATHER WORK	30	\$35,226	27	\$35,157	3	\$35,848	30	\$35,226	27	\$35,157	3	\$35,848
3103 SHOE REPAIRING	6	\$36,603	6	\$36,603	1	\$31,764	1	\$31,764	5	\$37,570	5	\$37,570
3105 FABRIC WORKING	1,141	\$34,441	832	\$35,374	309	\$31,929	12	\$34,707	7	\$34,695	5	\$34,724	1,127	\$34,450	823	\$35,399	304	\$31,883
3106 UPHOLSTERING	146	\$36,814	119	\$37,322	27	\$34,572	23	\$38,691	22	\$38,886	1	\$34,393	121	\$36,589	96	\$37,005	25	\$34,993
3111 SEWING MACHINE OPERATING	226	\$25,667	17	\$25,460	209	\$25,683	6	\$28,568	2	\$28,123	4	\$28,790	218	\$25,621	15	\$25,105	203	\$25,659
3119 BROOM AND BRUSH MAKING	7	\$39,298	7	\$39,298	7	\$39,298	7	\$39,298
3100 FABRIC AND LEATHER WORK	1,556	\$33,435	1,008	\$35,466	548	\$29,699	42	\$35,941	32	\$37,074	10	\$32,317	1,508	\$33,394	973	\$35,431	535	\$29,689
3301 MISCELLANEOUS INSTRUMENT WORK	11	\$40,888	11	\$40,888	1	\$45,580	1	\$45,580	10	\$40,419	10	\$40,419
3306 OPTICAL INSTRUMENT REPAIRING	297	\$37,187	268	\$37,272	29	\$36,407	3	\$35,514	3	\$35,514	293	\$37,218	264	\$37,307	29	\$36,407
3314 INSTRUMENT MAKING	410	\$49,279	393	\$49,432	17	\$45,738	26	\$45,497	26	\$45,497	384	\$49,535	367	\$49,711	17	\$45,738
3359 INSTRUMENT MECHANIC	1,189	\$39,128	1,019	\$39,687	170	\$35,775	31	\$40,214	31	\$40,214	1,140	\$39,119	970	\$39,705	170	\$35,775
3364 PROJECTION EQUIPMENT REPAIRING	8	\$32,695	7	\$33,472	1	\$27,256	1	\$37,691	1	\$37,691	7	\$31,982	6	\$32,769	1	\$27,256
3300 INSTRUMENT WORK	1,915	\$40,983	1,698	\$41,543	217	\$36,601	62	\$42,248	62	\$42,248	1,834	\$40,976	1,617	\$41,563	217	\$36,601
3401 MISCELLANEOUS MACHINE TOOL WORK	358	\$41,786	344	\$41,966	14	\$37,375	3	\$48,412	3	\$48,412	350	\$41,790	336	\$41,974	14	\$37,375
3414 MACHINING	4,741	\$39,216	4,575	\$39,290	166	\$37,192	135	\$44,452	134	\$44,410	1	\$50,171	4,585	\$39,072	4,420	\$39,145	165	\$37,113
3416 TOOLMAKING	557	\$41,279	554	\$41,289	3	\$39,444	4	\$46,128	4	\$46,128	550	\$41,237	547	\$41,247	3	\$39,444
3417 TOOL GRINDING	35	\$36,877	34	\$36,837	1	\$38,255	35	\$36,877	34	\$36,837	1	\$38,255
3422 POWER SAW OPERATING	8	\$31,934	7	\$32,065	1	\$31,013	2	\$28,968	2	\$28,968	6	\$32,923	5	\$33,304	1	\$31,013
3428 DIE SINKING	5	\$43,288	5	\$43,288	5	\$43,288	5	\$43,288
3431 MACHINE TOOL OPERATING	640	\$31,595	560	\$31,555	80	\$31,878	5	\$39,883	5	\$39,883	635	\$31,530	555	\$31,480	80	\$31,878
3400 MACHINE TOOL WORK	6,344	\$38,755	6,079	\$38,892	265	\$35,604	149	\$44,216	148	\$44,176	1	\$50,171	6,166	\$38,628	5,902	\$38,766	264	\$35,548
3501 MISCELLANEOUS GENERAL SERVICES AND SUPPORT WORK	722	\$19,768	217	\$25,204	505	\$17,432	22	\$30,017	11	\$33,268	11	\$26,765	686	\$19,642	198	\$25,349	488	\$17,327
3502 LABORING	5,389	\$22,738	4,786	\$22,800	603	\$22,242	785	\$24,072	690	\$23,832	95	\$25,816	4,418	\$22,725	3,933	\$22,830	485	\$21,873
3508 PIPELINE WORKING	9	\$30,660	9	\$30,660	9	\$30,660	9	\$30,660
3511 LABORATORY WORKING	130	\$25,941	86	\$26,057	44	\$25,713	48	\$25,523	26	\$25,005	22	\$26,135	81	\$26,291	59	\$26,664	22	\$25,292
3513 COIN/CURRENCY CHECKING	335	\$31,318	166	\$32,041	169	\$30,607	171	\$33,654	80	\$33,667	91	\$33,643	164	\$28,882	86	\$30,530	78	\$27,065
3515 LABORATORY SUPPORT WORKING	34	\$25,398	24	\$26,283	10	\$23,274	5	\$32,182	5	\$32,182	29	\$24,229	19	\$24,731	10	\$23,274
3543 STEVEDORING	73	\$33,185	70	\$33,397	3	\$28,237	54	\$34,203	51	\$34,554	3	\$28,237
3546 RAILROAD REPAIRING	38	\$34,847	38	\$34,847	38	\$34,847	38	\$34,847
3566 CUSTODIAL WORKING	11,942	\$22,920	9,479	\$22,980	2,463	\$22,687	1,259	\$22,770	531	\$22,840	728	\$22,720	10,561	\$23,001	8,851	\$23,052	1,710	\$22,738
3500 GENERAL SERVICES AND SUPPORT WORK	18,672	\$22,990	14,875	\$23,163	3,797	\$22,311	2,290	\$24,177	1,343	\$24,156	947	\$24,206	16,040	\$22,931	13,244	\$23,171	2,796	\$21,792
3601 MISCELLANEOUS STRUCTURAL AND FINISHING WORK	64	\$39,208	64	\$39,208	3	\$51,709	3	\$51,709	61	\$38,593	61	\$38,593
3602 CEMENT FINISHING	136	\$31,644	136	\$31,644	7	\$31,588	7	\$31,588	120	\$32,027	120	\$32,027
3603 MASONRY	635	\$35,266	631	\$35,290	4	\$31,383	92	\$37,626	91	\$37,681	1	\$32,599	503	\$35,336	500	\$35,363	3	\$30,978
3604 TILE SETTING	72	\$36,784	70	\$36,955	2	\$30,794	3	\$37,691	3	\$37,691	69	\$36,745	67	\$36,922	2	\$30,794



TABLE B-C FULL-TIME CIVILIAN BLUE-COLLAR EMPLOYMENT AND AVERAGE SALARY BY OCCUPATION, MAJOR GEOGRAPHIC AREA, AND GENDER, SEPTEMBER 30, 1997

OCCUPATION CODES TITLES	ALL AREAS						WASHINGTON DC-MD-VA-WV METROPOLITAN STATISTICAL AREA						UNITED STATES EXCLUDING WASHINGTON, DC-MD-VA-WV METROPOLITAN STATISTICAL AREA					
	TOTAL		MEN		WOMEN		TOTAL		MEN		WOMEN		TOTAL		MEN		WOMEN	
	EMPLOYMENT	AVERAGE SALARY	EMPLOYMENT	AVERAGE SALARY	EMPLOYMENT	AVERAGE SALARY	EMPLOYMENT	AVERAGE SALARY	EMPLOYMENT	AVERAGE SALARY	EMPLOYMENT	AVERAGE SALARY	EMPLOYMENT	AVERAGE SALARY	EMPLOYMENT	AVERAGE SALARY	EMPLOYMENT	AVERAGE SALARY
3605 PLASTERING	87	\$34,076	87	\$34,076	16	\$36,298	16	\$36,298	71	\$33,575	71	\$33,575
3606 ROOFING	144	\$33,751	144	\$33,751	12	\$32,992	12	\$32,992	132	\$33,820	132	\$33,820
3609 FLOOR COVERING INSTALLING	49	\$33,181	48	\$33,224	1	\$31,075	5	\$31,325	5	\$31,325	44	\$33,391	43	\$33,445	1	\$31,075
3610 INSULATING	860	\$37,528	783	\$37,747	77	\$35,307	46	\$38,780	43	\$38,918	3	\$36,801	813	\$37,476	739	\$37,700	74	\$35,246
3611 GLAZING	30	\$35,179	29	\$34,941	1	\$42,095	3	\$36,370	3	\$36,370	27	\$35,047	26	\$34,776	1	\$42,095
3653 ASPHALT WORKING	37	\$29,154	36	\$29,261	1	\$25,315	2	\$28,529	2	\$28,529	35	\$29,190	34	\$29,304	1	\$25,315
3600 STRUCTURAL AND FINISHING WORK	2,114	\$35,816	2,028	\$35,853	86	\$34,933	189	\$37,218	185	\$37,250	4	\$35,750	1,875	\$35,872	1,793	\$35,917	82	\$34,893
3701 MISCELLANEOUS METAL PROCESSING	64	\$42,075	64	\$42,075	62	\$42,056	62	\$42,056
3702 FLAME/ARC CUTTING	12	\$33,114	11	\$32,918	1	\$35,270	12	\$33,114	11	\$32,918	1	\$35,270
3703 WELDING	3,117	\$37,166	3,020	\$37,199	97	\$36,127	51	\$38,722	51	\$38,722	3,033	\$37,191	2,937	\$37,225	96	\$36,140
3705 NONDESTRUCTIVE TESTING	897	\$36,275	764	\$36,587	133	\$34,481	8	\$36,744	7	\$36,326	1	\$39,674	887	\$36,278	755	\$36,600	132	\$34,442
3707 METALIZING	118	\$33,581	104	\$33,818	14	\$31,822	116	\$33,559	102	\$33,779	14	\$31,822
3708 METAL PROCESS WORKING	6	\$37,162	6	\$37,162	1	\$47,980	1	\$47,980	5	\$34,999	5	\$34,999
3711 ELECTROPLATING	495	\$34,315	450	\$34,448	45	\$32,982	2	\$37,691	2	\$37,691	493	\$34,301	448	\$34,433	45	\$32,982
3712 HEAT TREATING	139	\$36,091	131	\$36,151	8	\$35,098	139	\$36,091	131	\$36,151	8	\$35,098
3720 BRAZING AND SOLDERING	4	\$27,465	3	\$27,458	1	\$27,486	4	\$27,465	3	\$27,458	1	\$27,486
3722 COLD WORKING	2	\$36,064	2	\$36,064	2	\$36,064	2	\$36,064
3725 BATTERY REPAIRING	85	\$32,030	81	\$32,057	4	\$31,477	11	\$34,039	11	\$34,039	73	\$31,795	69	\$31,813	4	\$31,477
3727 BUFFING AND POLISHING	45	\$34,387	30	\$33,760	15	\$35,642	45	\$34,387	30	\$33,760	15	\$35,642
3735 METAL PHOTOTRANSFERRING	22	\$30,682	19	\$30,289	3	\$33,170	22	\$30,682	19	\$30,289	3	\$33,170
3736 CIRCUIT BOARD MAKING	21	\$33,780	18	\$33,089	3	\$37,921	21	\$33,780	18	\$33,089	3	\$37,921
3741 FURNACE OPERATING	10	\$39,050	10	\$39,050	10	\$39,050	10	\$39,050
3769 SHOT PEENING MACHINE OPERATING	70	\$31,440	63	\$31,622	7	\$29,802	70	\$31,440	63	\$31,622	7	\$29,802
3700 METAL PROCESSING	5,107	\$36,438	4,776	\$36,567	331	\$34,580	73	\$37,898	72	\$37,873	1	\$39,674	4,994	\$36,445	4,665	\$36,577	329	\$34,564
3801 MISCELLANEOUS METAL WORK	413	\$40,976	392	\$41,275	21	\$35,395	6	\$36,658	6	\$36,658	405	\$41,024	384	\$41,332	21	\$35,395
3802 METAL FORGING	44	\$39,103	44	\$39,103	44	\$39,103	44	\$39,103
3806 SHEET METAL MECHANIC	7,254	\$36,057	6,807	\$36,171	447	\$34,311	155	\$40,461	155	\$40,461	7,032	\$35,964	6,586	\$36,076	446	\$34,319
3807 STRUCTURAL/ORNAMENTAL IRON WORKING	66	\$41,647	63	\$41,776	3	\$38,937	4	\$44,824	3	\$43,591	1	\$48,523	60	\$41,674	59	\$41,705	1	\$39,862
3808 BOILERMAKING	633	\$41,117	601	\$41,540	32	\$33,170	2	\$37,691	2	\$37,691	624	\$41,206	593	\$41,618	31	\$33,324
3809 MOBILE EQUIPMENT METAL MECHANIC	461	\$35,815	455	\$35,862	6	\$32,244	7	\$38,702	7	\$38,702	434	\$35,907	428	\$35,958	6	\$32,244
3815 PNEUMATIC TOOL OPERATING	2	\$33,538	2	\$33,538	2	\$33,538	2	\$33,538
3816 ENGRAVING	18	\$30,228	13	\$31,180	5	\$27,753	1	\$35,709	1	\$35,709	17	\$29,905	12	\$30,802	5	\$27,753
3818 SPRINGMAKING	3	\$36,314	3	\$36,314	3	\$36,314	3	\$36,314
3819 AIRFRAME JIG FITTING	3	\$38,123	3	\$38,123	3	\$38,123	3	\$38,123
3820 SHIPFITTING	1,095	\$39,341	1,058	\$39,467	37	\$35,749	1,091	\$39,349	1,054	\$39,476	37	\$35,749
3830 BLACKSMITHING	4	\$33,079	4	\$33,079	1	\$37,691	1	\$37,691	3	\$31,542	3	\$31,542
3832 MEDAL MAKING	6	\$35,093	6	\$35,093	6	\$35,093	6	\$35,093
3833 TRANSFER ENGRAVING	3	\$39,590	3	\$39,590	3	\$39,590	3	\$39,590
3858 METAL TANK AND RADIATOR REPAIRING	60	\$31,759	56	\$31,861	4	\$30,340	60	\$31,759	56	\$31,861	4	\$30,340
3869 METAL FORMING MACHINE OPERATING	304	\$33,467	276	\$33,795	28	\$30,233	304	\$33,467	276	\$33,795	28	\$30,233
3872 METAL TUBE MAKING, INSTALLING, AND REPAIRING	54	\$34,436	47	\$34,227	7	\$35,837	54	\$34,436	47	\$34,227	7	\$35,837
3800 METAL WORK	10,423	\$36,822	9,833	\$36,984	590	\$34,122	176	\$40,287	175	\$40,239	1	\$48,523	10,145	\$36,779	9,559	\$36,942	586	\$34,123
3901 MISCELLANEOUS MOTION PICTURE, RADIO, TELEVISION, AND SOUND EQUIPMENT OPERATING	60	\$31,505	55	\$31,746	5	\$28,851	20	\$33,439	18	\$33,297	2	\$34,718	40	\$30,538	37	\$30,992	3	\$24,940
3910 MOTION PICTURE PROJECTION	25	\$30,297	21	\$30,314	4	\$30,204	7	\$31,702	5	\$32,749	2	\$29,083	18	\$29,750	16	\$29,553	2	\$31,326
3911 SOUND RECORDING EQUIPMENT OPERATING	6	\$27,945	5	\$27,832	1	\$28,508	6	\$27,945	5	\$27,832	1	\$28,508
3919 TELEVISION EQUIPMENT OPERATING	7	\$52,065	6	\$55,055	6	\$55,055	1	\$34,122	1	\$34,122
3940 BROADCASTING EQUIPMENT OPERATING	131	\$54,183	125	\$54,355	6	\$50,592	115	\$56,335	110	\$56,380	5	\$55,351	14	\$39,240	13	\$40,197	1	\$26,797
3941 PUBLIC ADDRESS EQUIPMENT OPERATING	9	\$27,730	9	\$27,730	9	\$27,730	9	\$27,730
3900 MOTION PICTURE, RADIO, TELEVISION, AND SOUND EQUIPMENT OPERATING	238	\$44,233	222	\$44,731	16	\$37,321	148	\$52,024	139	\$52,483	9	\$44,929	88	\$31,338	81	\$31,666	7	\$27,539
4001 MISCELLANEOUS LENS AND CRYSTAL WORK	3	\$39,145	3	\$39,145	2	\$41,615	2	\$41,615	1	\$34,206	1	\$34,206
4005 OPTICAL ELEMENT WORKING	6	\$34,623	5	\$34,294	1	\$36,272	6	\$34,623	5	\$34,294	1	\$36,272
4010 PRESCRIPTION EYEGASS MAKING	36	\$33,925	33	\$33,205	3	\$29,851	34	\$33,238	33	\$33,205	1	\$34,331
4000 LENS AND CRYSTAL WORK	45	\$33,566	41	\$33,772	4	\$31,456	2	\$41,615	2	\$41,615	41	\$33,464	39	\$33,370	2	\$35,302
4101 MISCELLANEOUS PAINTING AND PAPERHANGING	49	\$35,680	38	\$36,104	11	\$34,217	49	\$35,680	38	\$36,104	11	\$34,217
4102 PAINTING	4,236	\$34,249	4,015	\$34,342	221	\$32,562	244	\$37,577	233	\$37,619	11	\$36,673	3,933	\$34,092	3,723	\$34,190	210	\$32,346
4103 PAPERHANGING	14	\$33,367	14	\$33,367	14	\$33,367	14	\$33,367
4104 SIGN PAINTING	171	\$34,278	149	\$34,201	22	\$34,797	7	\$33,520	7	\$33,520	161	\$34,327	139	\$34,253	22	\$34,797
4157 INSTRUMENT DIAL PAINTING	1	\$35,896	1	\$35,896	1	\$35,896	1	\$35,896
4100 PAINTING AND PAPERHANGING	4,471	\$34,264	4,217	\$34,350	254	\$32,827	251	\$37,463	240	\$37,500	11	\$36,673	4,158	\$34,118	3,915	\$34,209	243	\$32,653

TABLE B-C FULL-TIME CIVILIAN BLUE-COLLAR EMPLOYMENT AND AVERAGE SALARY BY OCCUPATION, MAJOR GEOGRAPHIC AREA, AND GENDER, SEPTEMBER 30, 1997

OCCUPATION	ALL AREAS						WASHINGTON DC-MD-VA-WV METROPOLITAN STATISTICAL AREA						UNITED STATES EXCLUDING WASHINGTON, DC-MD-VA-WV METROPOLITAN STATISTICAL AREA					
	TOTAL		MEN		WOMEN		TOTAL		MEN		WOMEN		TOTAL		MEN		WOMEN	
	EMPLOYMENT	AVERAGE SALARY	EMPLOYMENT	AVERAGE SALARY	EMPLOYMENT	AVERAGE SALARY	EMPLOYMENT	AVERAGE SALARY	EMPLOYMENT	AVERAGE SALARY	EMPLOYMENT	AVERAGE SALARY	EMPLOYMENT	AVERAGE SALARY	EMPLOYMENT	AVERAGE SALARY	EMPLOYMENT	AVERAGE SALARY
CODES TITLES																		
4808 CUSTODIAL EQUIPMENT SERVICING	11	\$29,264	11	\$29,264	1	\$31,764	1	\$31,764	10	\$29,014	10	\$29,014
4812 SAW RECONDITIONING	11	\$36,344	11	\$36,344	1	\$39,674	1	\$39,674	10	\$36,011	10	\$36,011
4816 PROTECTIVE AND SAFETY EQUIPMENT FABRICATING AND REPAIRING	86	\$30,393	70	\$30,693	16	\$29,078	86	\$30,393	70	\$30,693	16	\$29,078
4818 AIRCRAFT SURVIVAL AND FLIGHT EQUIPMENT REPAIRING	562	\$34,984	513	\$35,194	49	\$32,778	7	\$31,728	5	\$32,136	2	\$30,711	550	\$35,050	503	\$35,254	47	\$32,866
4819 BOWLING EQUIPMENT REPAIRING	18	\$29,398	18	\$29,398	13	\$29,295	13	\$29,295
4839 FILM PROCESSING EQUIPMENT REPAIRING	6	\$37,813	5	\$38,000	1	\$36,877	6	\$37,813	5	\$38,000	1	\$36,877
4840 TOOL AND EQUIPMENT REPAIRING	149	\$35,169	131	\$34,807	18	\$37,804	4	\$34,718	3	\$35,048	1	\$33,726	139	\$35,329	122	\$34,951	17	\$38,043
4843 NAVIGATION AIDS REPAIRING	9	\$38,183	9	\$38,183	9	\$38,183	9	\$38,183
4844 BICYCLE REPAIRING	1	\$34,081	1	\$34,081	1	\$34,081	1	\$34,081
4845 ORTHOPEDIC APPLIANCE REPAIRING	4	\$34,274	4	\$34,274	4	\$34,274	4	\$34,274
4848 MECHANICAL PARTS REPAIRING	78	\$30,022	72	\$30,194	6	\$27,966	78	\$30,022	72	\$30,194	6	\$27,966
4850 BEARING RECONDITIONING	81	\$32,479	59	\$32,406	22	\$32,676	81	\$32,479	59	\$32,406	22	\$32,676
4851 RECLAMATION WORKING	5	\$29,235	5	\$29,235	5	\$29,235	5	\$29,235
4855 DOMESTIC APPLIANCE REPAIRING	23	\$36,539	21	\$36,106	2	\$41,083	19	\$35,525	17	\$34,871	2	\$41,083
4800 GENERAL EQUIPMENT MAINTENANCE	2,257	\$34,267	2,092	\$34,342	165	\$33,316	88	\$38,163	82	\$38,590	6	\$32,317	2,134	\$34,129	1,975	\$34,191	159	\$33,354
5001 MISCELLANEOUS PLANT AND ANIMAL WORK	191	\$30,599	139	\$30,846	52	\$29,940	61	\$31,924	28	\$32,120	33	\$31,758	130	\$29,978	111	\$30,525	19	\$26,783
5002 FARMING	42	\$25,709	39	\$26,239	3	\$18,818	2	\$31,358	2	\$31,358	38	\$25,722	35	\$26,314	3	\$18,818
5003 GARDENING	1,083	\$30,673	1,007	\$30,795	76	\$29,052	254	\$31,648	241	\$31,680	13	\$31,063	820	\$30,423	757	\$30,571	63	\$28,637
5026 PEST CONTROLLING	533	\$34,961	520	\$34,994	13	\$33,644	41	\$35,294	40	\$35,379	1	\$31,910	474	\$35,109	464	\$35,120	10	\$34,611
5031 INSECTS PRODUCTION WORKING	124	\$21,220	101	\$21,145	23	\$21,550	1	\$23,166	123	\$21,204	101	\$21,145	22	\$21,476
5034 DAIRY FARMING	7	\$39,897	7	\$39,897	7	\$39,897	7	\$39,897
5035 LIVESTOCK RANCHING/WRANGLING	28	\$30,370	25	\$30,687	3	\$27,722	28	\$30,370	25	\$30,687	3	\$27,722
5042 TREE TRIMMING AND REMOVING	75	\$32,823	75	\$32,823	44	\$34,739	44	\$34,739	31	\$30,104	31	\$30,104
5048 ANIMAL CARETAKING	507	\$28,259	429	\$28,328	78	\$27,875	130	\$29,346	109	\$29,713	21	\$27,436	377	\$27,884	320	\$27,857	57	\$28,036
5000 PLANT AND ANIMAL WORK	2,590	\$30,628	2,342	\$30,878	248	\$28,273	533	\$31,637	464	\$31,852	69	\$30,189	2,028	\$30,397	1,851	\$30,674	177	\$27,510
5201 MISCELLANEOUS OCCUPATIONS	207	\$36,590	196	\$36,527	11	\$37,708	16	\$44,955	14	\$42,877	2	\$59,501	189	\$35,759	180	\$35,904	9	\$32,866
5205 GAS AND RADIATION DETECTING	70	\$36,597	62	\$36,559	8	\$36,895	70	\$36,597	62	\$36,559	8	\$36,895
5210 RIGGING	1,746	\$37,142	1,706	\$37,283	40	\$31,105	51	\$34,999	50	\$35,047	1	\$32,599	1,684	\$37,202	1,645	\$37,347	39	\$31,067
5220 SHIPWRIGHT	345	\$37,825	328	\$37,933	17	\$35,743	344	\$37,803	327	\$37,910	17	\$35,743
5221 LOFTING	46	\$44,296	46	\$44,296	46	\$44,296	46	\$44,296
5235 TEST RANGE TRACKING	15	\$36,799	15	\$36,799	15	\$36,799	15	\$36,799
5200 MISCELLANEOUS OCCUPATIONS	2,429	\$37,309	2,353	\$37,426	76	\$33,708	67	\$37,376	64	\$36,759	3	\$50,533	2,348	\$37,292	2,275	\$37,429	73	\$33,016
5301 MISCELLANEOUS INDUSTRIAL EQUIPMENT MAINTENANCE	717	\$39,152	706	\$39,238	11	\$33,665	39	\$42,085	37	\$42,236	2	\$39,299	676	\$38,933	667	\$39,021	9	\$32,413
5306 AIR CONDITIONING EQUIPMENT MECHANIC	3,059	\$36,638	3,018	\$36,665	41	\$34,680	331	\$38,450	330	\$38,487	1	\$26,442	2,621	\$36,554	2,582	\$36,571	39	\$35,387
5309 HEATING AND BOILER PLANT EQUIPMENT MECHANIC	696	\$36,882	688	\$36,903	8	\$35,093	40	\$38,253	40	\$38,253	651	\$36,815	643	\$36,837	8	\$35,093
5310 KITCHEN/BAKERY EQUIPMENT REPAIRING	79	\$33,777	79	\$33,777	2	\$37,691	2	\$37,691	76	\$33,676	76	\$33,676
5312 SEWING MACHINE REPAIRING	7	\$35,911	7	\$35,911	7	\$35,911	7	\$35,911
5313 ELEVATOR MECHANIC	163	\$39,628	163	\$39,628	95	\$41,569	95	\$41,569	64	\$36,960	64	\$36,960
5317 LAUNDRY AND DRY CLEANING EQUIPMENT REPAIRING	52	\$35,669	51	\$35,685	1	\$34,853	52	\$35,669	51	\$35,685	1	\$34,853
5318 LOCK AND DAM REPAIRING	477	\$39,897	471	\$39,928	6	\$37,472	477	\$39,897	471	\$39,928	6	\$37,472
5323 OILING AND GREASING	66	\$30,875	64	\$30,899	2	\$30,105	3	\$27,465	3	\$27,465	63	\$31,037	61	\$31,068	2	\$30,105
5330 PRINTING EQUIPMENT REPAIRING	12	\$42,239	11	\$43,163	1	\$32,077	8	\$46,433	8	\$46,433	4	\$33,851	3	\$34,442	1	\$32,077
5334 MARINE MACHINERY MECHANIC	1,872	\$39,822	1,815	\$39,945	57	\$35,916	5	\$38,864	5	\$38,864	1,848	\$39,895	1,791	\$40,021	57	\$35,916
5335 WIND TUNNEL MECHANIC	19	\$45,360	19	\$45,360	19	\$45,360	19	\$45,360
5341 INDUSTRIAL FURNACE BUILDING AND REPAIRING	4	\$41,213	4	\$41,213	4	\$41,213	4	\$41,213
5350 PRODUCTION MACHINERY MECHANIC	731	\$37,008	711	\$37,103	20	\$33,656	10	\$39,219	10	\$39,219	717	\$36,971	697	\$37,066	20	\$33,656
5352 INDUSTRIAL EQUIPMENT MECHANIC	1,491	\$40,924	1,467	\$40,956	24	\$38,991	45	\$37,826	45	\$37,826	1,410	\$41,267	1,387	\$41,308	23	\$38,848
5364 DOOR SYSTEMS MECHANIC	39	\$37,576	39	\$37,576	1	\$37,691	1	\$37,691	38	\$37,573	38	\$37,573
5365 PHYSIOLOGICAL TRAINER MECHANIC	16	\$38,636	16	\$38,636	16	\$38,636	16	\$38,636
5378 POWERED SUPPORT SYSTEMS MECHANIC	2,117	\$37,498	2,073	\$37,529	44	\$36,027	42	\$38,003	42	\$38,003	2,036	\$37,584	1,992	\$37,618	44	\$36,027
5384 GASDYNAMIC FACILITY INSTALLING AND REPAIRING	18	\$38,671	17	\$38,231	1	\$46,144	18	\$38,671	17	\$38,231	1	\$46,144
5300 INDUSTRIAL EQUIPMENT MAINTENANCE	11,635	\$38,198	11,419	\$38,245	216	\$35,705	621	\$39,129	618	\$39,149	3	\$35,013	10,797	\$38,247	10,586	\$38,296	211	\$35,781
5401 MISCELLANEOUS INDUSTRIAL EQUIPMENT OPERATION	365	\$39,414	351	\$39,433	14	\$38,939	103	\$42,719	102	\$42,807	1	\$33,726	261	\$38,087	248	\$38,021	13	\$39,340
5402 BOILER PLANT OPERATOR	2,232	\$37,781	2,214	\$37,785	18	\$37,304	233	\$39,386	231	\$39,383	2	\$39,674	1,982	\$37,646	1,966	\$37,652	16	\$37,008
5403 INCINERATOR OPERATING	45	\$29,718	44	\$29,544	1	\$37,336	7	\$37,140	7	\$37,140	37	\$28,641	36	\$28,399	1	\$37,336
5406 UTILITY SYSTEMS OPERATOR	741	\$36,852	712	\$36,947	29	\$34,507	66	\$40,606	63	\$40,916	3	\$34,095	648	\$36,672	624	\$36,751	24	\$34,632
5407 ELECTRICAL POWER CONTROLLING	2,163	\$47,335	2,021	\$47,413	142	\$46,223	22	\$40,416	21	\$40,451	1	\$39,674	2,124	\$47,435	1,983	\$47,518	141	\$46,269
5408 WASTEWATER TREATMENT PLANT OPERATING	501	\$34,752	479	\$34,858	22	\$32,441	31	\$36,091	30	\$36,038	1	\$37,691	462	\$34,681	442	\$34,788	20	\$32,323
5409 WATER TREATMENT PLANT OPERATING	520	\$36,304	489	\$36,381	31	\$35,086	59	\$38,153	58	\$38,161	1	\$37,691	450	\$36,131	421	\$36,230	29	\$34,694
5413 FUEL DISTRIBUTION SYSTEM OPERATING	1,086	\$34,629	1,059	\$34,731	27	\$30,643	14	\$33,347	14	\$33,347	1,031	\$34,872	1,005	\$34,977	26	\$30,834
5414 BALING MACHINE OPERATING	32	\$28,876	27	\$28,637	5	\$30,166	25	\$29,099	21	\$28,735</								

TABLE B-C FULL-TIME CIVILIAN BLUE-COLLAR EMPLOYMENT AND AVERAGE SALARY BY OCCUPATION, MAJOR GEOGRAPHIC AREA, AND GENDER, SEPTEMBER 30, 1997

OCCUPATION		ALL AREAS						WASHINGTON DC-MD-VA-WV METROPOLITAN STATISTICAL AREA						UNITED STATES EXCLUDING WASHINGTON, DC-MD-VA-WV METROPOLITAN STATISTICAL AREA					
		TOTAL		MEN		WOMEN		TOTAL		MEN		WOMEN		TOTAL		MEN		WOMEN	
		EMPLOYMENT	AVERAGE SALARY	EMPLOYMENT	AVERAGE SALARY	EMPLOYMENT	AVERAGE SALARY	EMPLOYMENT	AVERAGE SALARY	EMPLOYMENT	AVERAGE SALARY	EMPLOYMENT	AVERAGE SALARY	EMPLOYMENT	AVERAGE SALARY	EMPLOYMENT	AVERAGE SALARY	EMPLOYMENT	AVERAGE SALARY
5415	AIR CONDITIONING EQUIPMENT OPERATING	278	\$37,549	272	\$37,593	6	\$35,584	23	\$38,756	20	\$39,213	3	\$35,709	253	\$37,437	250	\$37,461	3	\$35,458
5419	STATIONARY-ENGINE OPERATING	53	\$44,148	52	\$44,051	1	\$49,170	29	\$49,878	28	\$49,903	1	\$49,170	19	\$37,611	19	\$37,611
5423	SANDBLASTING	446	\$31,464	434	\$31,545	12	\$28,529	3	\$34,450	3	\$34,450	441	\$31,454	429	\$31,535	12	\$28,529
5424	WEIGHING MACHINE OPERATING	48	\$32,628	44	\$32,828	4	\$30,423	48	\$32,628	44	\$32,828	4	\$30,423
5426	LOCK AND DAM OPERATING	1,380	\$34,743	1,327	\$34,796	53	\$33,427	1,359	\$34,524	1,307	\$34,577	52	\$33,172	
5427	CHEMICAL PLANT OPERATING	88	\$38,723	87	\$38,747	1	\$36,648	7	\$38,953	7	\$38,953	81	\$38,703	80	\$38,729	1	\$36,648
5430	DRAWBRIDGE OPERATING	4	\$33,768	4	\$33,768	4	\$33,768	4	\$33,768
5433	GAS GENERATING PLANT OPERATING	33	\$42,512	33	\$42,512	33	\$42,512	33	\$42,512
5435	CARTON/BAG MAKING MACHINE OPERATING	38	\$29,226	37	\$29,274	1	\$27,444	38	\$29,226	37	\$29,274	1	\$27,444
5438	ELEVATOR OPERATING	26	\$21,645	7	\$22,516	19	\$21,324	21	\$22,692	5	\$23,203	16	\$22,533	5	\$17,247	2	\$20,797	3	\$14,880
5439	TESTING EQUIPMENT OPERATING	57	\$34,569	51	\$34,717	6	\$33,309	2	\$38,015	1	\$39,674	1	\$36,356	55	\$34,443	50	\$34,618	5	\$32,699
5440	PACKAGING MACHINE OPERATING	83	\$29,724	50	\$30,285	33	\$28,873	83	\$29,724	50	\$30,285	33	\$28,873
5444	FOOD/FEED PROCESSING EQUIPMENT OPERATING	6	\$33,385	6	\$33,385	2	\$35,344	2	\$35,344	4	\$32,406	4	\$32,406
5446	TEXTILE EQUIPMENT OPERATING	33	\$33,083	29	\$33,906	4	\$27,116	33	\$33,083	29	\$33,906	4	\$27,116	
5450	CONVEYOR OPERATING	7	\$29,707	5	\$29,736	2	\$29,636	1	\$31,973	1	\$31,973	6	\$29,329	4	\$29,176	2	\$29,636
5454	SOLVENT STILL OPERATING	7	\$32,426	5	\$32,624	2	\$31,931	7	\$32,426	5	\$32,624	2	\$31,931
5455	PAPER PULPING MACHINE OPERATING	18	\$25,887	18	\$25,887	7	\$26,341	7	\$26,341	11	\$25,598	11	\$25,598
5478	PORTABLE EQUIPMENT OPERATING	21	\$29,295	21	\$29,295	18	\$29,499	18	\$29,499
5479	DREDGING EQUIPMENT OPERATING	33	\$37,238	33	\$37,238	33	\$37,238	33	\$37,238
5484	COUNTING MACHINE OPERATING	35	\$29,510	33	\$29,761	2	\$25,357	35	\$29,510	33	\$29,761	2	\$25,357
5485	AIRCRAFT WEIGHT AND BALANCE OPERATING	16	\$36,824	14	\$36,882	2	\$36,418	16	\$36,824	14	\$36,882	2	\$36,418
5486	SWIMMING POOL OPERATING	9	\$33,355	9	\$33,355	9	\$33,355	9	\$33,355
5400	INDUSTRIAL EQUIPMENT OPERATION	10,404	\$38,245	9,967	\$38,309	437	\$36,781	655	\$38,968	621	\$39,478	34	\$29,637	9,593	\$38,249	9,196	\$38,285	397	\$37,412
5701	MISCELLANEOUS TRANSPORTATION/MOBILE EQUIPMENT OPERATION	486	\$36,373	471	\$36,450	15	\$33,968	73	\$33,002	67	\$32,980	6	\$33,243	393	\$37,211	385	\$37,253	8	\$35,206
5703	MOTOR VEHICLE OPERATING	7,317	\$30,956	6,949	\$30,999	368	\$30,131	966	\$30,971	917	\$30,991	49	\$30,587	6,098	\$31,202	5,787	\$31,258	311	\$30,162
5704	FORK LIFT OPERATING	788	\$29,818	711	\$29,850	77	\$29,523	80	\$32,221	73	\$32,118	7	\$33,297	679	\$29,720	617	\$29,729	62	\$29,623
5705	TRACTOR OPERATING	1,075	\$29,137	1,041	\$29,165	34	\$28,250	84	\$29,996	80	\$30,081	4	\$28,295	965	\$29,148	939	\$29,181	26	\$27,963
5706	ROAD SWEEPER OPERATING	38	\$29,654	38	\$29,654	10	\$29,097	10	\$29,097	28	\$29,854	28	\$29,854
5707	TANK DRIVING	6	\$30,616	6	\$30,616	6	\$30,616	6	\$30,616
5716	ENGINEERING EQUIPMENT OPERATING	3,403	\$35,938	3,376	\$35,947	27	\$34,851	105	\$37,653	104	\$37,652	1	\$37,691	3,270	\$35,912	3,245	\$35,920	25	\$34,904
5725	CRANE OPERATING	1,010	\$38,253	996	\$38,226	14	\$40,188	8	\$38,153	8	\$38,153	982	\$38,202	968	\$38,174	14	\$40,188
5729	DRILL RIG OPERATING	152	\$34,951	152	\$34,951	3	\$35,820	3	\$35,820	146	\$35,017	146	\$35,017
5736	BRAKING-SWITCHING AND CONDUCTING	96	\$32,846	89	\$32,957	7	\$31,433	96	\$32,846	89	\$32,957	7	\$31,433
5737	LOCOMOTIVE ENGINEERING	89	\$35,215	87	\$35,145	2	\$38,255	89	\$35,215	87	\$35,145	2	\$38,255
5738	RAILROAD MAINTENANCE VEHICLE OPERATING	27	\$33,061	27	\$33,061	27	\$33,061	27	\$33,061
5767	AIRFIELD CLEARING EQUIPMENT OPERATING	148	\$41,333	145	\$41,210	3	\$47,277	148	\$41,333	145	\$41,210	3	\$47,277
5782	SHIP OPERATING	246	\$69,879	242	\$70,040	4	\$60,160	122	\$50,224	119	\$50,300	3	\$47,187
5784	RIVERBOAT OPERATING	109	\$45,986	109	\$45,986	109	\$45,986	109	\$45,986
5786	SMALL CRAFT OPERATING	257	\$37,181	250	\$37,208	7	\$36,245	5	\$41,323	5	\$41,323	239	\$36,950	232	\$36,972	7	\$36,245
5788	DECKHAND	276	\$29,262	271	\$29,237	5	\$30,662	2	\$29,886	2	\$29,886	268	\$29,329	263	\$29,304	5	\$30,662
5700	TRANSPORTATION/MOBILE EQUIPMENT OPERATION	15,523	\$33,479	14,960	\$33,574	563	\$30,943	1,336	\$31,697	1,269	\$31,730	67	\$31,077	13,665	\$33,327	13,192	\$33,412	473	\$30,968
5801	MISCELLANEOUS TRANSPORTATION/MOBILE EQUIPMENT MAINTENANCE	693	\$35,889	685	\$35,970	8	\$28,954	17	\$38,340	17	\$38,340	635	\$34,855	627	\$34,930	8	\$28,954
5803	HEAVY MOBILE EQUIPMENT MECHANIC	10,199	\$35,794	10,064	\$35,845	135	\$31,993	73	\$39,007	73	\$39,007	9,969	\$35,883	9,836	\$35,934	133	\$32,156
5806	MOBILE EQUIPMENT SERVICING	235	\$28,827	222	\$28,867	13	\$28,143	5	\$29,373	5	\$29,373	225	\$29,046	214	\$29,056	11	\$28,844
5823	AUTOMOTIVE MECHANIC	5,817	\$35,516	5,759	\$35,541	58	\$33,011	202	\$38,017	200	\$38,001	2	\$39,591	5,467	\$35,553	5,412	\$35,581	55	\$32,814
5876	ELECTROMOTIVE EQUIPMENT MECHANIC	137	\$35,810	133	\$35,980	4	\$30,157	12	\$33,736	9	\$35,073	3	\$29,725	119	\$36,116	118	\$36,156	1	\$31,451
5800	TRANSPORTATION/MOBILE EQUIPMENT MAINTENANCE	17,081	\$35,607	16,863	\$35,655	218	\$31,889	309	\$37,962	304	\$38,033	5	\$33,671	16,415	\$35,642	16,207	\$35,688	208	\$32,028
6501	MISCELLANEOUS AMMUNITION, EXPLOSIVES, AND TOXIC MATERIALS WORK	728	\$31,740	605	\$32,178	123	\$29,584	3	\$32,578	3	\$32,578	706	\$31,764	583	\$32,224	123	\$29,584
6502	EXPLOSIVES OPERATING	810	\$30,549	641	\$30,768	169	\$29,718	81	\$33,409	49	\$33,489	32	\$33,286	723	\$30,212	586	\$30,522	137	\$28,885
6505	MUNITIONS DESTROYING	75	\$32,151	70	\$32,186	5	\$31,647	74	\$32,158	69	\$32,195	5	\$31,647
6511	MISSILE/TOXIC MATERIALS HANDLING	337	\$31,512	311	\$31,483	26	\$31,863	337	\$31,512	311	\$31,483	26	\$31,863
6517	EXPLOSIVES TEST OPERATING	91	\$38,309	89	\$38,276	2	\$39,799	4	\$34,775	4	\$34,775	87	\$38,472	85	\$38,440	2	\$39,799
6500	AMMUNITION, EXPLOSIVES, AND TOXIC MATERIALS WORK	2,041	\$31,538	1,716	\$31,842	325	\$29,931	88	\$33,443	56	\$33,532	32	\$33,286	1,927	\$31,456	1,634	\$31,795	293	\$29,564
6601	MISCELLANEOUS ARMAMENT WORK	93	\$37,694	92	\$37,705	1	\$36,648	92	\$37,698	91	\$37,710	1	\$36,648
6605	ARTILLERY REPAIRING	398	\$34,180	383	\$34,235	15	\$32,776	395	\$34,254	380	\$34,313	15	\$32,776
6606	ARTILLERY TESTING	44	\$37,085	44	\$37,085	44	\$37,085	44	\$37,085
6610	SMALL ARMS REPAIRING	361	\$31,754	347	\$31,771	14	\$31,348	8	\$36,546	8	\$36,546	350	\$31,711	336	\$31,726	14	\$31,348
6641	ORDNANCE EQUIPMENT MECHANIC	1,109	\$37,059	1,053	\$37,151	56	\$35,332	18	\$36,621	18	\$36,621	1,081	\$37,101	1,025	\$37,198	56	\$35,332
6652	AIRCRAFT ORDNANCE SYSTEMS MECHANIC	1,429	\$36,478	1,397	\$36,534	32	\$34,037	21	\$38,091	20	\$38,111	1	\$37,691	1,387	\$36,501	1,357	\$36,558	3	

TABLE B-C FULL-TIME CIVILIAN BLUE-COLLAR EMPLOYMENT AND AVERAGE SALARY BY OCCUPATION, MAJOR GEOGRAPHIC AREA, AND GENDER, SEPTEMBER 30, 1997

OCCUPATION		ALL AREAS						WASHINGTON DC-MD-VA-WV METROPOLITAN STATISTICAL AREA						UNITED STATES EXCLUDING WASHINGTON, DC-MD-VA-WV METROPOLITAN STATISTICAL AREA					
		TOTAL		MEN		WOMEN		TOTAL		MEN		WOMEN		TOTAL		MEN		WOMEN	
		EMPLOYMENT	AVERAGE SALARY	EMPLOYMENT	AVERAGE SALARY	EMPLOYMENT	AVERAGE SALARY	EMPLOYMENT	AVERAGE SALARY	EMPLOYMENT	AVERAGE SALARY	EMPLOYMENT	AVERAGE SALARY	EMPLOYMENT	AVERAGE SALARY	EMPLOYMENT	AVERAGE SALARY	EMPLOYMENT	AVERAGE SALARY
6600	ARMAMENT WORK	3,473	\$35,930	3,354	\$35,992	119	\$34,187	47	\$37,265	46	\$37,256	1	\$37,691	3,388	\$35,956	3,271	\$36,020	117	\$34,166
6901	MISCELLANEOUS WAREHOUSING AND STOCK HANDLING	634	\$32,251	541	\$32,493	93	\$30,838	50	\$34,490	29	\$36,597	21	\$31,579	568	\$32,200	496	\$32,430	72	\$30,622
6902	LUMBER HANDLING	4	\$31,566	4	\$31,566	4	\$31,566	4	\$31,566
6903	COAL HANDLING	200	\$37,518	197	\$37,538	3	\$36,205	4	\$36,600	4	\$36,600	196	\$37,536	193	\$37,557	3	\$36,205
6904	TOOLS AND PARTS ATTENDING	2,444	\$29,237	1,901	\$29,257	543	\$29,165	37	\$29,779	31	\$30,350	6	\$26,829	2,381	\$29,290	1,846	\$29,317	535	\$29,198
6907	MATERIALS HANDLING	15,539	\$30,286	13,529	\$30,334	2,010	\$29,961	940	\$30,645	768	\$30,459	172	\$31,475	13,976	\$30,465	12,207	\$30,533	1,769	\$29,993
6910	MATERIALS EXPEDITING	1,082	\$31,056	874	\$31,019	208	\$31,212	14	\$31,456	13	\$31,610	1	\$29,448	1,054	\$31,097	849	\$31,060	205	\$31,250
6912	MATERIALS EXAMINING AND IDENTIFYING	2,726	\$31,070	2,285	\$31,061	441	\$31,119	38	\$30,916	31	\$30,947	7	\$30,780	2,621	\$31,094	2,190	\$31,087	431	\$31,129
6914	STORE WORKING	2,374	\$26,807	1,598	\$27,255	776	\$25,883	132	\$26,508	92	\$26,785	40	\$25,869	1,845	\$27,477	1,282	\$27,904	563	\$26,507
6941	BULK MONEY HANDLING	301	\$32,728	228	\$32,508	73	\$33,416	189	\$33,079	142	\$32,570	47	\$34,619	112	\$32,136	86	\$32,407	26	\$31,241
6968	AIRCRAFT FREIGHT LOADING	149	\$32,037	139	\$32,165	10	\$30,257	146	\$32,304	136	\$32,454	10	\$30,257
6900	WAREHOUSING AND STOCK HANDLING	25,453	\$30,122	21,296	\$30,270	4,157	\$29,367	1,404	\$30,730	1,110	\$30,631	294	\$31,104	22,903	\$30,327	19,289	\$30,469	3,614	\$29,566
7001	MISCELLANEOUS PACKING AND PROCESSING	65	\$34,830	51	\$35,451	14	\$32,566	64	\$34,645	50	\$35,226	14	\$32,566
7002	PACKING	2,148	\$30,175	1,567	\$30,436	581	\$29,470	26	\$31,460	21	\$32,106	5	\$28,746	2,105	\$30,191	1,533	\$30,453	572	\$29,489
7004	PRESERVATION PACKAGING	38	\$31,896	31	\$31,560	7	\$33,386	38	\$31,896	31	\$31,560	7	\$33,386
7006	PRESERVATION SERVICING	232	\$31,084	203	\$31,386	29	\$28,968	228	\$31,179	200	\$31,479	28	\$29,034
7009	EQUIPMENT CLEANING	410	\$29,606	382	\$29,478	28	\$31,346	7	\$32,481	6	\$26,766	1	\$66,770	402	\$29,568	375	\$29,535	27	\$30,034
7010	PARACHUTE PACKING	7	\$33,347	7	\$33,347	7	\$33,347	7	\$33,347
7000	PACKING AND PROCESSING	2,900	\$30,302	2,241	\$30,498	659	\$29,635	33	\$31,676	27	\$30,919	6	\$35,083	2,844	\$30,313	2,196	\$30,523	648	\$29,600
7301	MISCELLANEOUS LAUNDRY, DRY CLEANING, AND PRESSING	67	\$35,058	57	\$35,148	10	\$34,546	5	\$31,292	5	\$31,292	61	\$35,436	51	\$35,610	10	\$34,546
7304	LAUNDRY WORKING	1,157	\$22,358	754	\$22,398	403	\$22,283	7	\$27,080	3	\$24,223	4	\$29,223	1,138	\$22,412	741	\$22,500	397	\$22,249
7305	LAUNDRY MACHINE OPERATING	364	\$27,541	333	\$27,623	31	\$26,665	1	\$25,294	1	\$25,294	357	\$27,685	326	\$27,782	31	\$26,665
7306	PRESSING	33	\$26,813	17	\$29,538	16	\$23,917	1	\$23,166	1	\$23,166	30	\$27,222	16	\$30,057	14	\$23,981
7307	DRY CLEANING	5	\$33,221	3	\$33,552	2	\$32,724	5	\$33,221	3	\$33,552	2	\$32,724
7300	LAUNDRY, DRY CLEANING, AND PRESSING	1,626	\$24,166	1,164	\$24,650	462	\$22,944	14	\$28,177	9	\$28,269	5	\$28,012	1,591	\$24,219	1,137	\$24,738	454	\$22,921
7401	MISCELLANEOUS FOOD PREPARATION AND SERVING	33	\$37,839	27	\$36,999	6	\$41,618	15	\$40,247	9	\$39,333	6	\$41,618	18	\$35,832	18	\$35,832
7402	BAKING	74	\$31,588	63	\$31,729	11	\$30,783	5	\$33,246	4	\$33,126	1	\$33,726	63	\$31,677	55	\$31,836	8	\$30,580
7404	COOKING	3,988	\$32,716	2,725	\$34,522	1,263	\$28,818	129	\$33,248	62	\$35,498	67	\$31,166	3,664	\$33,035	2,524	\$34,929	1,140	\$28,843
7407	MEATCUTTER	1,444	\$31,078	1,286	\$31,377	158	\$28,644	73	\$31,587	62	\$32,083	11	\$28,793	1,263	\$31,176	1,130	\$31,470	133	\$28,676
7408	FOOD SERVICE WORKING	7,052	\$23,041	3,276	\$23,429	3,776	\$22,705	340	\$24,020	123	\$24,616	217	\$23,682	6,200	\$23,304	2,923	\$23,725	3,277	\$22,928
7420	WAITER	16	\$21,291	10	\$21,300	6	\$21,277	12	\$20,987	9	\$21,213	3	\$20,307
7400	FOOD PREPARATION AND SERVING	12,607	\$27,109	7,387	\$29,022	5,220	\$24,401	562	\$27,636	260	\$29,632	302	\$25,918	11,220	\$27,433	6,659	\$29,382	4,561	\$24,586
7601	MISCELLANEOUS PERSONAL SERVICES	314	\$27,002	279	\$26,966	35	\$27,283	8	\$24,707	7	\$22,977	1	\$36,815	306	\$27,062	272	\$27,069	34	\$27,003
7603	BARBERING	39	\$32,143	26	\$33,737	13	\$28,955	1	\$31,326	1	\$31,326	38	\$32,164	25	\$33,833	13	\$28,955
7641	BEAUTICIAN	2	\$31,702	2	\$31,702	2	\$31,702	2	\$31,702
7600	PERSONAL SERVICES	355	\$27,593	305	\$27,543	50	\$27,895	9	\$25,442	8	\$24,021	1	\$36,815	346	\$27,649	297	\$27,638	49	\$27,713
8201	MISCELLANEOUS FLUID SYSTEMS MAINTENANCE	90	\$34,812	89	\$34,705	1	\$44,390	89	\$34,892	88	\$34,784	1	\$44,390
8255	PNEUDRAULIC SYSTEMS MECHANIC	1,575	\$35,774	1,356	\$35,960	219	\$34,622	4	\$33,194	4	\$33,194	1,567	\$35,776	1,348	\$35,964	219	\$34,622
8268	AIRCRAFT PNEUDRAULIC SYSTEMS MECHANIC	1,510	\$36,368	1,472	\$36,406	38	\$34,892	17	\$39,028	17	\$39,028	1,488	\$36,342	1,450	\$36,380	38	\$34,892
8200	FLUID SYSTEMS MAINTENANCE	3,175	\$36,029	2,917	\$36,147	258	\$34,699	21	\$37,917	21	\$37,917	3,144	\$36,019	2,886	\$36,137	258	\$34,699
8601	MISCELLANEOUS ENGINE OVERHAUL	5	\$37,449	5	\$37,449	5	\$37,449	5	\$37,449
8602	AIRCRAFT ENGINE MECHANIC	4,212	\$35,930	3,958	\$36,050	254	\$34,063	44	\$38,647	43	\$38,669	1	\$37,691	4,152	\$35,908	3,899	\$36,028	253	\$34,048
8610	SMALL ENGINE MECHANIC	92	\$33,615	92	\$33,615	6	\$37,702	6	\$37,702	86	\$33,330	86	\$33,330
8675	LIQUID FUEL ROCKET ENGINE MECHANIC	25	\$39,328	25	\$39,328	25	\$39,328	25	\$39,328
8600	ENGINE OVERHAUL	4,334	\$35,902	4,080	\$36,017	254	\$34,063	50	\$38,533	49	\$38,551	1	\$37,691	4,268	\$35,877	4,015	\$35,993	253	\$34,048
8801	MISCELLANEOUS AIRCRAFT OVERHAUL	910	\$46,828	892	\$46,818	18	\$47,295	13	\$48,247	13	\$48,247	895	\$46,798	877	\$46,788	18	\$47,295
8810	AIRCRAFT PROPELLER MECHANIC	146	\$35,723	144	\$35,671	2	\$39,466	1	\$37,691	1	\$37,691	145	\$35,709	143	\$35,656	2	\$39,466
8840	AIRCRAFT MECHANICAL PARTS REPAIRING	695	\$35,208	631	\$35,207	64	\$35,216	695	\$35,208	631	\$35,207	64	\$35,216
8852	AIRCRAFT MECHANIC	11,907	\$37,698	11,594	\$37,739	313	\$36,170	141	\$39,854	139	\$39,910	2	\$35,959	11,716	\$37,678	11,408	\$37,718	308	\$36,210
8862	AIRCRAFT ATTENDING	359	\$28,459	347	\$28,437	12	\$29,108	13	\$33,862	10	\$34,256	3	\$32,550	341	\$28,287	332	\$28,296	9	\$27,961
8863	AIRCRAFT TIRE MOUNTING	18	\$28,803	17	\$29,015	1	\$25,190	1	\$25,336	1	\$25,336	15	\$29,580	15	\$29,580
8882	AIRFRAME TEST OPERATING	1	\$40,884	1	\$40,884	1	\$40,884	1	\$40,884
8800	AIRCRAFT OVERHAUL	14,036	\$37,898	13,626	\$37,946	410	\$36,292	169	\$39,940	164	\$40,124	5	\$33,914	13,808	\$37,884	13,407	\$37,929	401	\$36,380
9003	FILM ASSEMBLING AND REPAIRING	11	\$30,641	9	\$31,191	2	\$28,164	11	\$30,641	9	\$31,191	2	\$28,164
9004	MOTION PICTURE DEVELOPING/PRINTING MACHINE OPERATING	4	\$32,547	3	\$32,529	1	\$32,599	4	\$32,547	3	\$32,529	1	\$32,599
9000	FILM PROCESSING	15	\$31,149	12	\$31,526	3	\$29,642	15	\$31,149	12	\$31,526	3	\$29,642

TABLE B-C FULL-TIME CIVILIAN BLUE-COLLAR EMPLOYMENT AND AVERAGE SALARY BY OCCUPATION, MAJOR GEOGRAPHIC AREA, AND GENDER, SEPTEMBER 30, 1997

OCCUPATION		ALL AREAS						WASHINGTON DC-MD-VA-WV METROPOLITAN STATISTICAL AREA						UNITED STATES EXCLUDING WASHINGTON, DC-MD-VA-WV METROPOLITAN STATISTICAL AREA					
		TOTAL		MEN		WOMEN		TOTAL		MEN		WOMEN		TOTAL		MEN		WOMEN	
		EMPLOYMENT	AVERAGE SALARY	EMPLOYMENT	AVERAGE SALARY	EMPLOYMENT	AVERAGE SALARY	EMPLOYMENT	AVERAGE SALARY	EMPLOYMENT	AVERAGE SALARY	EMPLOYMENT	AVERAGE SALARY	EMPLOYMENT	AVERAGE SALARY	EMPLOYMENT	AVERAGE SALARY	EMPLOYMENT	AVERAGE SALARY
CODES TITLES																			
9799	UNSPECIFIED BLUE-COLLAR SERIES	66	\$39,299	60	\$40,486	6	\$27,437	8	\$43,159	7	\$43,857	1	\$38,276	54	\$39,892	51	\$40,109	3	\$36,202
9700	UNSPECIFIED	66	\$39,299	60	\$40,486	6	\$27,437	8	\$43,159	7	\$43,857	1	\$38,276	54	\$39,892	51	\$40,109	3	\$36,202
9901	MISCELLANEOUS VESSEL JOBS EXCLUDED FROM THE FEDERAL WAGE SYSTEM	58	\$24,425	51	\$24,961	7	\$20,526	58	\$24,425	51	\$24,961	7	\$20,526
9902	MASTER	60	\$100,607	58	\$101,410	2	\$77,330	60	\$100,607	58	\$101,410	2	\$77,330
9903	CHIEF OFFICER CABLE	2	\$91,596	2	\$91,596	2	\$91,596	2	\$91,596
9904	SHIP PILOT	33	\$108,200	33	\$108,200	33	\$108,200	33	\$108,200
9905	FIRST OFFICER	67	\$57,329	66	\$57,459	1	\$48,752	67	\$57,329	66	\$57,459	1	\$48,752
9906	SECOND OFFICER	68	\$48,528	67	\$48,368	1	\$59,254	68	\$48,528	67	\$48,368	1	\$59,254
9907	THIRD OFFICER	84	\$39,187	79	\$39,057	5	\$41,237	84	\$39,187	79	\$39,057	5	\$41,237
9909	RADIO OFFICER	2	\$36,324	2	\$36,324	2	\$36,324	2	\$36,324
9911	RADIO ELECTRONICS OFFICER	6	\$35,462	5	\$37,243	1	\$26,553	6	\$35,462	5	\$37,243	1	\$26,553
9912	FIRST ASSISTANT RADIO ELECTRONICS OFFICER	2	\$53,363	2	\$53,363	2	\$53,363	2	\$53,363
9914	DAMAGE CONTROL OFFICER	13	\$52,117	13	\$52,117	13	\$52,117	13	\$52,117
9915	ASSISTANT DAMAGE CONTROL OFFICER	16	\$47,123	15	\$47,176	1	\$46,336	16	\$47,123	15	\$47,176	1	\$46,336
9916	MASTER-MATE (FISHING VESSEL)	6	\$43,355	6	\$43,355	6	\$43,355	6	\$43,355
9917	DECK MIDSHIPMAN	4	\$33,672	4	\$33,672	4	\$33,672	4	\$33,672
9918	DAMAGE CONTROL LEADER	5	\$54,659	5	\$54,659	5	\$54,659	5	\$54,659
9919	DAMAGE CONTROL ASSISTANT LEADER	2	\$52,708	2	\$52,708	2	\$52,708	2	\$52,708
9920	BOATSWAIN	69	\$33,993	69	\$33,993	69	\$33,993	69	\$33,993
9921	CARPENTER	18	\$33,152	18	\$33,152	18	\$33,152	18	\$33,152
9923	BOATSWAIN'S MATE	120	\$28,004	120	\$28,004	120	\$28,004	120	\$28,004
9924	ABLE SEAMAN	271	\$25,002	262	\$25,080	9	\$22,723	271	\$25,002	262	\$25,080	9	\$22,723
9925	ABLE SEAMAN-MAINTENANCE	407	\$26,986	400	\$27,016	7	\$25,284	407	\$26,986	400	\$27,016	7	\$25,284
9926	QUARTERMASTER	3	\$25,224	2	\$27,470	1	\$20,732	3	\$25,224	2	\$27,470	1	\$20,732
9927	SEAMAN-FISHERMAN	38	\$24,133	36	\$24,311	2	\$20,934	38	\$24,133	36	\$24,311	2	\$20,934
9928	ORDINARY SEAMAN	134	\$19,795	130	\$19,829	4	\$18,680	134	\$19,795	130	\$19,829	4	\$18,680
9929	DAMAGE CONTROLMAN	3	\$42,326	3	\$42,326	3	\$42,326	3	\$42,326
9931	CHIEF ENGINEER	82	\$91,872	82	\$91,872	82	\$91,872	82	\$91,872
9932	FIRST ASSISTANT ENGINEER	66	\$59,579	65	\$59,907	1	\$38,255	66	\$59,579	65	\$59,907	1	\$38,255
9933	SECOND ASSISTANT ENGINEER	77	\$52,786	77	\$52,786	77	\$52,786	77	\$52,786
9934	THIRD ASSISTANT ENGINEER	129	\$43,796	127	\$43,776	2	\$45,079	129	\$43,796	127	\$43,776	2	\$45,079
9936	ENGINE MIDSHIPMAN	4	\$36,361	4	\$36,361	4	\$36,361	4	\$36,361
9939	CHIEF ELECTRICIAN	23	\$35,021	23	\$35,021	23	\$35,021	23	\$35,021
9940	ELECTRICIAN	18	\$32,909	18	\$32,909	18	\$32,909	18	\$32,909
9942	SECOND ELECTRICIAN	59	\$31,759	59	\$31,759	59	\$31,759	59	\$31,759
9944	ELECTRONICS TECHNICIAN	33	\$41,194	33	\$41,194	33	\$41,194	33	\$41,194
9945	REFRIGERATION ENGINEER	35	\$29,088	35	\$29,088	35	\$29,088	35	\$29,088
9946	SECOND REFRIGERATION ENGINEER	4	\$27,584	4	\$27,584	4	\$27,584	4	\$27,584
9947	THIRD REFRIGERATION ENGINEER	4	\$25,146	4	\$25,146	4	\$25,146	4	\$25,146
9952	DECK ENGINEER-MACHINIST	78	\$28,037	78	\$28,037	78	\$28,037	78	\$28,037
9953	DECK ENGINEER-MECHANIC	5	\$29,842	5	\$29,842	5	\$29,842	5	\$29,842
9954	UNLICENSED JUNIOR ENGINEER	64	\$25,640	63	\$25,687	1	\$22,710	64	\$25,640	63	\$25,687	1	\$22,710
9955	PUMPMAN	13	\$27,225	13	\$27,225	13	\$27,225	13	\$27,225
9957	ENGINE UTILITYMAN	129	\$23,284	126	\$23,304	3	\$22,462	129	\$23,284	126	\$23,304	3	\$22,462
9960	OILER	6	\$21,673	5	\$21,673	1	\$21,673	6	\$21,673	5	\$21,673	1	\$21,673
9961	OILER-DIESEL	14	\$27,615	14	\$27,615	14	\$27,615	14	\$27,615
9965	WIPER	73	\$20,839	73	\$20,839	73	\$20,839	73	\$20,839
9968	CHIEF STEWARD	48	\$30,225	46	\$30,264	2	\$29,327	48	\$30,225	46	\$30,264	2	\$29,327
9969	THIRD STEWARD	5	\$27,900	5	\$27,900	5	\$27,900	5	\$27,900
9971	CHIEF COOK	37	\$27,623	36	\$27,677	1	\$25,677	37	\$27,623	36	\$27,677	1	\$25,677
9972	STEWARD COOK	16	\$27,064	16	\$27,064	16	\$27,064	16	\$27,064
9973	SECOND COOK	23	\$21,084	17	\$21,099	6	\$21,041	23	\$21,084	17	\$21,099	6	\$21,041
9974	THIRD COOK	6	\$21,447	6	\$21,447	6	\$21,447	6	\$21,447
9975	ASSISTANT COOK	41	\$24,691	40	\$24,784	1	\$21,002	41	\$24,691	40	\$24,784	1	\$21,002
9976	COOK-BAKER	32	\$23,142	30	\$23,144	2	\$23,104	32	\$23,142	30	\$23,144	2	\$23,104
9977	SECOND COOK-BAKER	28	\$28,675	27	\$28,658	1	\$29,119	28	\$28,675	27	\$28,658	1	\$29,119
9978	NIGHT COOK AND BAKER	15	\$30,796	15	\$30,796	15	\$30,796	15	\$30,796
9979	STEWARD BAKER	6	\$32,018	5	\$31,991	1	\$32,149	6	\$32,018	5	\$31,991	1	\$32,149
9982	LAUNDRYMAN	10	\$22,160	10	\$22,160	10	\$22,160	10	\$22,160
9984	MESSMAN	5	\$15,611	5	\$15,611	5	\$15,611	5	\$15,611
9985	STEWARD UTILITYMAN	381	\$19,913	347	\$20,189	34	\$17,091	381	\$19,913	347	\$20,189	34	\$17,091
9988	PURSER	30	\$50,127	26	\$50,337	4	\$48,758	30	\$50,127	26	\$50,337	4	\$48,758
9991	SUPPLY OFFICER	25	\$51,288	24	\$51,255	1	\$52,089	25	\$51,288	24	\$51,255	1	\$52,089
9992	ASSISTANT SUPPLY OFFICER	1	\$45,774	1	\$45,774	1	\$45,774	1	\$45,774

163

TABLE B-C FULL-TIME CIVILIAN BLUE-COLLAR EMPLOYMENT AND AVERAGE SALARY BY OCCUPATION, MAJOR GEOGRAPHIC AREA, AND GENDER, SEPTEMBER 30, 1997

OCCUPATION	ALL AREAS						WASHINGTON DC-MD-VA-WV METROPOLITAN STATISTICAL AREA						UNITED STATES EXCLUDING WASHINGTON, DC-MD-VA-WV METROPOLITAN STATISTICAL AREA					
	TOTAL		MEN		WOMEN		TOTAL		MEN		WOMEN		TOTAL		MEN		WOMEN	
	EMPLOYMENT	AVERAGE SALARY	EMPLOYMENT	AVERAGE SALARY	EMPLOYMENT	AVERAGE SALARY	EMPLOYMENT	AVERAGE SALARY	EMPLOYMENT	AVERAGE SALARY	EMPLOYMENT	AVERAGE SALARY	EMPLOYMENT	AVERAGE SALARY	EMPLOYMENT	AVERAGE SALARY	EMPLOYMENT	AVERAGE SALARY
9993 JUNIOR SUPPLY OFFICER	30	\$44,924	28	\$44,863	2	\$45,774	30	\$44,924	28	\$44,863	2	\$45,774
9994 ASSISTANT STOREKEEPER	64	\$21,455	59	\$21,468	5	\$21,302	64	\$21,455	59	\$21,468	5	\$21,302
9996 MEDICAL SERVICES OFFICER	37	\$46,551	37	\$46,551	37	\$46,551	37	\$46,551
9998 YEOMAN-STOREKEEPER	125	\$25,365	113	\$25,414	12	\$24,899	125	\$25,365	113	\$25,414	12	\$24,899
9900 VESSEL JOBS EXCLUDED FROM FEDERAL WAGE SYSTEM	3,372	\$33,757	3,246	\$34,086	126	\$25,291	3,371	\$33,756	3,245	\$34,085	126	\$25,291

TABLE B-D FULL-TIME CIVILIAN BLUE-COLLAR EMPLOYMENT BY OCCUPATION, SUPERVISORY POSITION, AND GENDER, SEPTEMBER 30, 1997

OCCUPATION CODES TITLES		TOTAL			SUPERVISORY			NON-SUPERVISORY		
		TOTAL	MEN	WOMEN	TOTAL	MEN	WOMEN	TOTAL	MEN	WOMEN
GRAND TOTAL		248,739	225,984	22,755	24,733	23,292	1,441	224,006	202,692	21,314
2501	MISCELLANEOUS WIRE COMMUNICATION EQUIPMENT INSTALLATION AND MAINTENANCE	22	20	2	7	7	...	15	13	2
2502	TELECOMMUNICATIONS MECHANIC	579	558	21	66	66	...	513	492	21
2504	WIRE COMMUNICATIONS CABLE SPLICING	129	126	3	26	26	...	103	100	3
2508	COMMUNICATIONS LINE INSTALLING AND REPAIRING	26	25	1	1	1	...	25	24	1
2500	WIRE COMMUNICATIONS EQUIPMENT INSTALLATION AND MAINTENANCE	756	729	27	100	100	...	656	629	27
2601	MISCELLANEOUS ELECTRONIC EQUIPMENT INSTALLATION AND MAINTENANCE	336	312	24	19	18	1	317	294	23
2602	ELECTRONIC MEASUREMENT EQUIPMENT MECHANIC	1,467	1,389	78	137	134	3	1,330	1,255	75
2604	ELECTRONICS MECHANIC	8,064	7,537	527	679	672	7	7,385	6,865	520
2606	ELECTRONIC INDUSTRIAL CONTROLS MECHANIC	1,104	1,074	30	63	62	1	1,041	1,012	29
2608	ELECTRONIC DIGITAL COMPUTER MECHANIC	697	668	29	23	23	...	674	645	29
2610	ELECTRONIC INTEGRATED SYSTEMS MECHANIC	4,200	4,030	170	535	519	16	3,665	3,511	154
2600	ELECTRONIC EQUIPMENT INSTALLATION AND MAINTENANCE	15,868	15,010	858	1,456	1,428	28	14,412	13,582	830
2801	MISCELLANEOUS ELECTRICAL INSTALLATION AND MAINTENANCE	172	163	9	27	26	1	145	137	8
2805	ELECTRICIAN	6,016	5,833	183	459	457	2	5,557	5,376	181
2810	ELECTRICIAN (HIGH VOLTAGE)	3,373	3,292	81	176	176	...	3,197	3,116	81
2854	ELECTRICAL EQUIPMENT REPAIRING	991	893	98	163	149	14	828	744	84
2892	AIRCRAFT ELECTRICIAN	2,387	2,204	183	121	120	1	2,266	2,084	182
2800	ELECTRICAL INSTALLATION AND MAINTENANCE	12,939	12,385	554	946	928	18	11,993	11,457	536
3101	MISCELLANEOUS FABRIC AND LEATHER WORK	30	27	3	9	7	2	21	20	1
3103	SHOE REPAIRING	6	6	...	2	2	...	4	4	...
3105	FABRIC WORKING	1,141	832	309	177	144	33	964	688	276
3106	UPHOLSTERING	146	119	27	44	38	6	102	81	21
3111	SEWING MACHINE OPERATING	226	17	209	3	...	3	223	17	206
3119	BROOM AND BRUSH MAKING	7	7	...	7	7
3100	FABRIC AND LEATHER WORK	1,556	1,008	548	242	198	44	1,314	810	504
3301	MISCELLANEOUS INSTRUMENT WORK	11	11	...	1	1	...	10	10	...
3306	OPTICAL INSTRUMENT REPAIRING	297	268	29	12	12	...	285	256	29
3314	INSTRUMENT MAKING	410	393	17	9	9	...	401	384	17
3359	INSTRUMENT MECHANIC	1,189	1,019	170	56	52	4	1,133	967	166
3364	PROJECTION EQUIPMENT REPAIRING	8	7	1	8	7	1
3300	INSTRUMENT WORK	1,915	1,698	217	78	74	4	1,837	1,624	213
3401	MISCELLANEOUS MACHINE TOOL WORK	358	344	14	172	171	1	186	173	13
3414	MACHINING	4,741	4,575	166	277	273	4	4,464	4,302	162
3416	TOOLMAKING	557	554	3	53	53	...	504	501	3
3417	TOOL GRINDING	35	34	1	35	34	1
3422	POWER SAW OPERATING	8	7	1	8	7	1
3428	DIE SINKING	5	5	5	5	...
3431	MACHINE TOOL OPERATING	640	560	80	2	1	1	638	559	79

TABLE B-D FULL-TIME CIVILIAN BLUE-COLLAR EMPLOYMENT BY OCCUPATION, SUPERVISORY POSITION, AND GENDER, SEPTEMBER 30, 1997

OCCUPATION CODES TITLES		TOTAL			SUPERVISORY			NON-SUPERVISORY		
		TOTAL	MEN	WOMEN	TOTAL	MEN	WOMEN	TOTAL	MEN	WOMEN
3400	MACHINE TOOL WORK	6,344	6,079	265	504	498	6	5,840	5,581	259
3501	MISCELLANEOUS GENERAL SERVICES AND SUPPORT WORK	722	217	505	13	10	3	709	207	502
3502	LABORING	5,389	4,786	603	74	65	9	5,315	4,721	594
3508	PIPELINE WORKING	9	9	9	9	...
3511	LABORATORY WORKING	130	86	44	5	3	2	125	83	42
3513	COIN/CURRENCY CHECKING	335	166	169	12	4	8	323	162	161
3515	LABORATORY SUPPORT WORKING	34	24	10	34	24	10
3543	STEVEDORING	73	70	3	9	9	...	64	61	3
3546	RAILROAD REPAIRING	38	38	...	2	2	...	36	36	...
3566	CUSTODIAL WORKING	11,942	9,479	2,463	867	713	154	11,075	8,766	2,309
3500	GENERAL SERVICES AND SUPPORT WORK	18,672	14,875	3,797	982	806	176	17,690	14,069	3,621
3601	MISCELLANEOUS STRUCTURAL AND FINISHING WORK	64	64	...	6	6	...	58	58	...
3602	CEMENT FINISHING	136	136	...	3	3	...	133	133	...
3603	MASONRY	635	631	4	28	28	...	607	603	4
3604	TILE SETTING	72	70	2	5	5	...	67	65	2
3605	PLASTERING	87	87	87	87	...
3606	ROOFING	144	144	144	144	...
3609	FLOOR COVERING INSTALLING	49	48	1	49	48	1
3610	INSULATING	860	783	77	63	60	3	797	723	74
3611	GLAZING	30	29	1	30	29	1
3653	ASPHALT WORKING	37	36	1	37	36	1
3600	STRUCTURAL AND FINISHING WORK	2,114	2,028	86	105	102	3	2,009	1,926	83
3701	MISCELLANEOUS METAL PROCESSING	64	64	...	22	22	...	42	42	...
3702	FLAME/ARC CUTTING	12	11	1	12	11	1
3703	WELDING	3,117	3,020	97	187	183	4	2,930	2,837	93
3705	NONDESTRUCTIVE TESTING	897	764	133	63	58	5	834	706	128
3707	METALIZING	118	104	14	7	7	...	111	97	14
3708	METAL PROCESS WORKING	6	6	6	6	...
3711	ELECTROPLATING	495	450	45	37	35	2	458	415	43
3712	HEAT TREATING	139	131	8	11	11	...	128	120	8
3720	BRAZING AND SOLDERING	4	3	1	4	3	1
3722	COLD WORKING	2	2	2	2	...
3725	BATTERY REPAIRING	85	81	4	1	1	...	84	80	4
3727	BUFFING AND POLISHING	45	30	15	4	2	2	41	28	13
3735	METAL PHOTOTRANSFERRING	22	19	3	1	1	...	21	18	3
3736	CIRCUIT BOARD MAKING	21	18	3	21	18	3
3741	FURNACE OPERATING	10	10	10	10	...
3769	SHOT PEENING MACHINE OPERATING	70	63	7	1	1	...	69	62	7
3700	METAL PROCESSING	5,107	4,776	331	334	321	13	4,773	4,455	318
3801	MISCELLANEOUS METAL WORK	413	392	21	88	86	2	325	306	19
3802	METAL FORGING	44	44	...	2	2	...	42	42	...
3806	SHEET METAL MECHANIC	7,254	6,807	447	404	391	13	6,850	6,416	434
3807	STRUCTURAL/ORNAMENTAL IRON WORKING	66	63	3	66	63	3
3808	BOILERMAKING	633	601	32	29	29	...	604	572	32

TABLE B-D FULL-TIME CIVILIAN BLUE-COLLAR EMPLOYMENT BY OCCUPATION, SUPERVISORY POSITION, AND GENDER, SEPTEMBER 30, 1997

OCCUPATION CODES TITLES		TOTAL			SUPERVISORY			NON-SUPERVISORY		
		TOTAL	MEN	WOMEN	TOTAL	MEN	WOMEN	TOTAL	MEN	WOMEN
3809	MOBILE EQUIPMENT METAL MECHANIC	461	455	6	35	35	...	426	420	6
3815	PNEUMATIC TOOL OPERATING	2	2	2	2	...
3816	ENGRAVING	18	13	5	1	1	...	17	12	5
3818	SPRINGMAKING	3	3	3	3	...
3819	AIRFRAME JIG FITTING	3	3	3	3	...
3820	SHIPFITTING	1,095	1,058	37	105	104	1	990	954	36
3830	BLACKSMITHING	4	4	4	4	...
3832	MEDAL MAKING	6	6	...	1	1	...	5	5	...
3833	TRANSFER ENGRAVING	3	3	3	3	...
3858	METAL TANK AND RADIATOR REPAIRING	60	56	4	3	3	...	57	53	4
3869	METAL FORMING MACHINE OPERATING	304	276	28	44	43	1	260	233	27
3872	METAL TUBE MAKING, INSTALLING, AND REPAIRING	54	47	7	3	2	1	51	45	6
3800	METAL WORK	10,423	9,833	590	715	697	18	9,708	9,136	572
3901	MISCELLANEOUS MOTION PICTURE, RADIO, TELEVISION, AND SOUND EQUIPMENT OPERATING	60	55	5	2	2	...	58	53	5
3910	MOTION PICTURE PROJECTION	25	21	4	2	2	...	23	19	4
3911	SOUND RECORDING EQUIPMENT OPERATING	6	5	1	6	5	1
3919	TELEVISION EQUIPMENT OPERATING	7	7	7	7	...
3940	BROADCASTING EQUIPMENT OPERATING	131	125	6	11	11	...	120	114	6
3941	PUBLIC ADDRESS EQUIPMENT OPERATING	9	9	9	9	...
3900	MOTION PICTURE, RADIO, TELEVISION, AND SOUND EQUIPMENT OPERATING	238	222	16	15	15	...	223	207	16
4001	MISCELLANEOUS LENS AND CRYSTAL WORK	3	3	3	3	...
4005	OPTICAL ELEMENT WORKING	6	5	1	6	5	1
4010	PRESCRIPTION EYEGLASS MAKING	36	33	3	5	5	...	31	28	3
4000	LENS AND CRYSTAL WORK	45	41	4	5	5	...	40	36	4
4101	MISCELLANEOUS PAINTING AND PAPERHANGING	49	38	11	1	1	...	48	37	11
4102	PAINTING	4,236	4,015	221	283	270	13	3,953	3,745	208
4103	PAPERHANGING	14	14	14	14	...
4104	SIGN PAINTING	171	149	22	1	1	...	170	148	22
4157	INSTRUMENT DIAL PAINTING	1	1	1	1	...
4100	PAINTING AND PAPERHANGING	4,471	4,217	254	285	272	13	4,186	3,945	241
4201	MISCELLANEOUS PLUMBING AND PIPEFITTING	44	44	...	4	4	...	40	40	...
4204	PIPEFITTING	4,547	4,426	121	305	302	3	4,242	4,124	118
4206	PLUMBING	1,375	1,357	18	110	108	2	1,265	1,249	16
4255	FUEL DISTRIBUTION SYSTEMS MECHANIC	204	202	2	36	36	...	168	166	2
4200	PLUMBING AND PIPEFITTING	6,170	6,029	141	455	450	5	5,715	5,579	136
4301	MISCELLANEOUS PLIABLE MATERIALS WORK	88	79	9	7	7	...	81	72	9
4351	PLASTIC MOLDING EQUIPMENT OPERATING	16	13	3	1	...	1	15	13	2
4352	PLASTIC FABRICATING	390	348	42	24	24	...	366	324	42
4360	RUBBER PRODUCTS MOLDING	43	40	3	1	1	...	42	39	3
4361	RUBBER EQUIPMENT REPAIRING	41	31	10	41	31	10
4370	GLASSBLOWING	4	4	4	4	...

TABLE B-D FULL-TIME CIVILIAN BLUE-COLLAR EMPLOYMENT BY OCCUPATION, SUPERVISORY POSITION, AND GENDER, SEPTEMBER 30, 1997

OCCUPATION CODES TITLES		TOTAL			SUPERVISORY			NON-SUPERVISORY		
		TOTAL	MEN	WOMEN	TOTAL	MEN	WOMEN	TOTAL	MEN	WOMEN
4371	PLASTER PATTERN CASTING	3	2	1	3	2	1
4373	MOLDING	59	59	...	6	6	...	53	53	...
4300	PLIABLE MATERIALS WORK	644	576	68	39	38	1	605	538	67
4401	MISCELLANEOUS PRINTING	367	287	80	24	22	2	343	265	78
4402	BINDERY WORKING	624	415	209	18	15	3	606	400	206
4403	HAND COMPOSING	168	127	41	168	127	41
4405	FILM ASSEMBLY-STRIPPING	37	26	11	37	26	11
4406	LETTERPRESS OPERATING	131	120	11	131	120	11
4413	NEGATIVE ENGRAVING	69	54	15	69	54	15
4414	OFFSET PHOTOGRAPHY	103	87	16	7	5	2	96	82	14
4416	PLATEMAKING	68	58	10	2	2	...	66	56	10
4417	OFFSET PRESS OPERATING	635	581	54	29	26	3	606	555	51
4419	SILK SCREEN MAKING AND PRINTING	28	24	4	14	13	1	14	11	3
4425	PHOTOENGRAVING	26	23	3	26	23	3
4441	BOOKBINDING	138	131	7	138	131	7
4445	BANK NOTE DESIGNING	5	5	5	5	...
4446	BANK NOTE ENGRAVING	16	14	2	16	14	2
4447	SCULPTURAL ENGRAVING	1	1	1	1	...
4448	SIDEROGRAPHIC TRANSFERRING	7	7	7	7	...
4449	ELECTROLYTIC INTAGLIO PLATEMAKING	20	20	20	20	...
4454	INTAGLIO PRESS OPERATING	200	191	9	200	191	9
4400	PRINTING	2,643	2,171	472	94	83	11	2,549	2,088	461
4601	MISCELLANEOUS WOOD WORK	78	75	3	10	10	...	68	65	3
4602	BLOCKING AND BRACING	275	262	13	23	19	4	252	243	9
4604	WOOD WORKING	844	791	53	86	83	3	758	708	50
4605	WOOD CRAFTING	506	487	19	40	38	2	466	449	17
4607	CARPENTRY	2,785	2,759	26	111	111	...	2,674	2,648	26
4616	PATTERNMAKING	59	58	1	4	4	...	55	54	1
4618	WOODWORKING MACHINE OPERATING	135	131	4	130	126	4	5	5	...
4639	TIMBER WORKING	50	50	...	2	2	...	48	48	...
4654	FORM BLOCK MAKING	8	8	8	8	...
4600	WOOD WORK	4,740	4,621	119	406	393	13	4,334	4,228	106
4701	MISCELLANEOUS GENERAL MAINTENANCE AND OPERATIONS WORK	2,570	2,501	69	1,515	1,492	23	1,055	1,009	46
4714	MODEL MAKING	502	498	4	36	36	...	466	462	4
4715	EXHIBITS MAKING/MODELING	104	103	1	20	20	...	84	83	1
4716	RAILROAD CAR REPAIRING	12	12	12	12	...
4717	BOAT BUILDING AND REPAIRING	80	78	2	2	2	...	78	76	2
4737	GENERAL EQUIPMENT MECHANIC	241	237	4	41	41	...	200	196	4
4741	GENERAL EQUIPMENT OPERATING	42	42	...	2	2	...	40	40	...
4742	UTILITY SYSTEMS REPAIRING-OPERATING	2,392	2,359	33	532	527	5	1,860	1,832	28
4745	RESEARCH LABORATORY MECHANIC	147	136	11	4	4	...	143	132	11
4749	MAINTENANCE MECHANIC	12,124	11,821	303	1,937	1,914	23	10,187	9,907	280
4754	CEMETERY CARETAKING	508	499	9	49	49	...	459	450	9
4700	GENERAL MAINTENANCE AND OPERATIONS WORK	18,722	18,286	436	4,138	4,087	51	14,584	14,199	385

TABLE B-D FULL-TIME CIVILIAN BLUE-COLLAR EMPLOYMENT BY OCCUPATION, SUPERVISORY POSITION, AND GENDER, SEPTEMBER 30, 1997

OCCUPATION CODES TITLES		TOTAL			SUPERVISORY			NON-SUPERVISORY		
		TOTAL	MEN	WOMEN	TOTAL	MEN	WOMEN	TOTAL	MEN	WOMEN
4801	MISCELLANEOUS GENERAL EQUIPMENT MAINTENANCE	429	413	16	38	36	2	391	377	14
4804	LOCKSMITHING	316	304	12	3	3	...	313	301	12
4805	MEDICAL EQUIPMENT REPAIRING	383	365	18	30	30	...	353	335	18
4806	OFFICE APPLIANCE REPAIRING	67	62	5	3	3	...	64	59	5
4807	CHEMICAL EQUIPMENT REPAIRING	18	18	18	18	...
4808	CUSTODIAL EQUIPMENT SERVICING	11	11	11	11	...
4812	SAW RECONDITIONING	11	11	11	11	...
4816	PROTECTIVE AND SAFETY EQUIPMENT FABRICATING AND REPAIRING	86	70	16	2	2	...	84	68	16
4818	AIRCRAFT SURVIVAL AND FLIGHT EQUIPMENT REPAIRING	562	513	49	78	78	...	484	435	49
4819	BOWLING EQUIPMENT REPAIRING	18	18	...	2	2	...	16	16	...
4839	FILM PROCESSING EQUIPMENT REPAIRING	6	5	1	1	1	...	5	4	1
4840	TOOL AND EQUIPMENT REPAIRING	149	131	18	14	12	2	135	119	16
4843	NAVIGATION AIDS REPAIRING	9	9	9	9	...
4844	BICYCLE REPAIRING	1	1	1	1	...
4845	ORTHOPEDIC APPLIANCE REPAIRING	4	4	4	4	...
4848	MECHANICAL PARTS REPAIRING	78	72	6	6	5	1	72	67	5
4850	BEARING RECONDITIONING	81	59	22	5	5	...	76	54	22
4851	RECLAMATION WORKING	5	5	5	5	...
4855	DOMESTIC APPLIANCE REPAIRING	23	21	2	2	2	...	21	19	2
4800	GENERAL EQUIPMENT MAINTENANCE	2,257	2,092	165	184	179	5	2,073	1,913	160
5001	MISCELLANEOUS PLANT AND ANIMAL WORK	191	139	52	10	10	...	181	129	52
5002	FARMING	42	39	3	7	7	...	35	32	3
5003	GARDENING	1,083	1,007	76	202	192	10	881	815	66
5026	PEST CONTROLLING	533	520	13	43	42	1	490	478	12
5031	INSECTS PRODUCTION WORKING	124	101	23	7	6	1	117	95	22
5034	DAIRY FARMING	7	7	...	7	7
5035	LIVESTOCK RANCHING/WRANGLING	28	25	3	2	2	...	26	23	3
5042	TREE TRIMMING AND REMOVING	75	75	...	11	11	...	64	64	...
5048	ANIMAL CARETAKING	507	429	78	37	33	4	470	396	74
5000	PLANT AND ANIMAL WORK	2,590	2,342	248	326	310	16	2,264	2,032	232
5201	MISCELLANEOUS OCCUPATIONS	207	196	11	49	48	1	158	148	10
5205	GAS AND RADIATION DETECTING	70	62	8	7	6	1	63	56	7
5210	RIGGING	1,746	1,706	40	148	147	1	1,598	1,559	39
5220	SHIPWRIGHT	345	328	17	30	30	...	315	298	17
5221	LOFTING	46	46	...	3	3	...	43	43	...
5235	TEST RANGE TRACKING	15	15	...	1	1	...	14	14	...
5200	MISCELLANEOUS OCCUPATIONS	2,429	2,353	76	238	235	3	2,191	2,118	73
5301	MISCELLANEOUS INDUSTRIAL EQUIPMENT MAINTENANCE	717	706	11	108	108	...	609	598	11
5306	AIR CONDITIONING EQUIPMENT MECHANIC	3,059	3,018	41	251	250	1	2,808	2,768	40
5309	HEATING AND BOILER PLANT EQUIPMENT MECHANIC	696	688	8	22	22	...	674	666	8
5310	KITCHEN/BAKERY EQUIPMENT REPAIRING	79	79	...	1	1	...	78	78	...
5312	SEWING MACHINE REPAIRING	7	7	...	2	2	...	5	5	...
5313	ELEVATOR MECHANIC	163	163	...	15	15	...	148	148	...
5317	LAUNDRY AND DRY CLEANING EQUIPMENT REPAIRING	52	51	1	1	1	...	51	50	1

TABLE B-D FULL-TIME CIVILIAN BLUE-COLLAR EMPLOYMENT BY OCCUPATION, SUPERVISORY POSITION, AND GENDER, SEPTEMBER 30, 1997

OCCUPATION CODES TITLES		TOTAL			SUPERVISORY			NON-SUPERVISORY		
		TOTAL	MEN	WOMEN	TOTAL	MEN	WOMEN	TOTAL	MEN	WOMEN
5318	LOCK AND DAM REPAIRING	477	471	6	142	140	2	335	331	4
5323	OILING AND GREASING	66	64	2	66	64	2
5330	PRINTING EQUIPMENT REPAIRING	12	11	1	12	11	1
5334	MARINE MACHINERY MECHANIC	1,872	1,815	57	197	197	...	1,675	1,618	57
5335	WIND TUNNEL MECHANIC	19	19	19	19	...
5341	INDUSTRIAL FURNACE BUILDING AND REPAIRING	4	4	...	1	1	...	3	3	...
5350	PRODUCTION MACHINERY MECHANIC	731	711	20	53	53	...	678	658	20
5352	INDUSTRIAL EQUIPMENT MECHANIC	1,491	1,467	24	46	44	2	1,445	1,423	22
5364	DOOR SYSTEMS MECHANIC	39	39	...	2	2	...	37	37	...
5365	PHYSIOLOGICAL TRAINER MECHANIC	16	16	...	2	2	...	14	14	...
5378	POWERED SUPPORT SYSTEMS MECHANIC	2,117	2,073	44	209	208	1	1,908	1,865	43
5384	GASDYNAMIC FACILITY INSTALLING AND REPAIRING	18	17	1	1	1	...	17	16	1
5300	INDUSTRIAL EQUIPMENT MAINTENANCE	11,635	11,419	216	1,053	1,047	6	10,582	10,372	210
5401	MISCELLANEOUS INDUSTRIAL EQUIPMENT OPERATION	365	351	14	57	55	2	308	296	12
5402	BOILER PLANT OPERATOR	2,232	2,214	18	189	189	...	2,043	2,025	18
5403	INCINERATOR OPERATING	45	44	1	3	3	...	42	41	1
5406	UTILITY SYSTEMS OPERATOR	741	712	29	105	104	1	636	608	28
5407	ELECTRICAL POWER CONTROLLING	2,163	2,021	142	26	25	1	2,137	1,996	141
5408	WASTEWATER TREATMENT PLANT OPERATING	501	479	22	47	47	...	454	432	22
5409	WATER TREATMENT PLANT OPERATING	520	489	31	42	38	4	478	451	27
5413	FUEL DISTRIBUTION SYSTEM OPERATING	1,086	1,059	27	145	145	...	941	914	27
5414	BALING MACHINE OPERATING	32	27	5	32	27	5
5415	AIR CONDITIONING EQUIPMENT OPERATING	278	272	6	22	22	...	256	250	6
5419	STATIONARY-ENGINE OPERATING	53	52	1	1	1	...	52	51	1
5423	SANDBLASTING	446	434	12	20	20	...	426	414	12
5424	WEIGHING MACHINE OPERATING	48	44	4	6	6	...	42	38	4
5426	LOCK AND DAM OPERATING	1,380	1,327	53	45	45	...	1,335	1,282	53
5427	CHEMICAL PLANT OPERATING	88	87	1	8	8	...	80	79	1
5430	DRAWBRIDGE OPERATING	4	4	4	4	...
5433	GAS GENERATING PLANT OPERATING	33	33	33	33	...
5435	CARTON/BAG MAKING MACHINE OPERATING	38	37	1	38	37	1
5438	ELEVATOR OPERATING	26	7	19	26	7	19
5439	TESTING EQUIPMENT OPERATING	57	51	6	4	4	...	53	47	6
5440	PACKAGING MACHINE OPERATING	83	50	33	10	5	5	73	45	28
5444	FOOD/FEED PROCESSING EQUIPMENT OPERATING	6	6	...	1	1	...	5	5	...
5446	TEXTILE EQUIPMENT OPERATING	33	29	4	10	10	...	23	19	4
5450	CONVEYOR OPERATING	7	5	2	7	5	2
5454	SOLVENT STILL OPERATING	7	5	2	1	1	...	6	4	2
5455	PAPER PULPING MACHINE OPERATING	18	18	...	1	1	...	17	17	...
5478	PORTABLE EQUIPMENT OPERATING	21	21	21	21	...
5479	DREDGING EQUIPMENT OPERATING	33	33	33	33	...
5484	COUNTING MACHINE OPERATING	35	33	2	6	6	...	29	27	2
5485	AIRCRAFT WEIGHT AND BALANCE OPERATING	16	14	2	16	14	2
5486	SWIMMING POOL OPERATING	9	9	9	9	...
5400	INDUSTRIAL EQUIPMENT OPERATION	10,404	9,967	437	749	736	13	9,655	9,231	424

TABLE B-D FULL-TIME CIVILIAN BLUE-COLLAR EMPLOYMENT BY OCCUPATION, SUPERVISORY POSITION, AND GENDER, SEPTEMBER 30, 1997

OCCUPATION CODES TITLES		TOTAL			SUPERVISORY			NON-SUPERVISORY		
		TOTAL	MEN	WOMEN	TOTAL	MEN	WOMEN	TOTAL	MEN	WOMEN
5701	MISCELLANEOUS TRANSPORTATION/MOBILE EQUIPMENT OPERATION	486	471	15	120	118	2	366	353	13
5703	MOTOR VEHICLE OPERATING	7,317	6,949	368	313	297	16	7,004	6,652	352
5704	FORK LIFT OPERATING	788	711	77	13	13	...	775	698	77
5705	TRACTOR OPERATING	1,075	1,041	34	35	35	...	1,040	1,006	34
5706	ROAD SWEEPER OPERATING	38	38	...	2	2	...	36	36	...
5707	TANK DRIVING	6	6	6	6	...
5716	ENGINEERING EQUIPMENT OPERATING	3,403	3,376	27	242	241	1	3,161	3,135	26
5725	CRANE OPERATING	1,010	996	14	60	57	3	950	939	11
5729	DRILL RIG OPERATING	152	152	...	7	7	...	145	145	...
5736	BRAKING-SWITCHING AND CONDUCTING	96	89	7	96	89	7
5737	LOCOMOTIVE ENGINEERING	89	87	2	1	1	...	88	86	2
5738	RAILROAD MAINTENANCE VEHICLE OPERATING	27	27	...	1	1	...	26	26	...
5767	AIRFIELD CLEARING EQUIPMENT OPERATING	148	145	3	3	3	...	145	142	3
5782	SHIP OPERATING	246	242	4	51	51	...	195	191	4
5784	RIVERBOAT OPERATING	109	109	109	109	...
5786	SMALL CRAFT OPERATING	257	250	7	14	14	...	243	236	7
5788	DECKHAND	276	271	5	6	6	...	270	265	5
5700	TRANSPORTATION/MOBILE EQUIPMENT OPERATION	15,523	14,960	563	868	846	22	14,655	14,114	541
5801	MISCELLANEOUS TRANSPORTATION/MOBILE EQUIPMENT MAINTENANCE	693	685	8	99	99	...	594	586	8
5803	HEAVY MOBILE EQUIPMENT MECHANIC	10,199	10,064	135	1,094	1,086	8	9,105	8,978	127
5806	MOBILE EQUIPMENT SERVICING	235	222	13	8	8	...	227	214	13
5823	AUTOMOTIVE MECHANIC	5,817	5,759	58	815	812	3	5,002	4,947	55
5876	ELECTROMOTIVE EQUIPMENT MECHANIC	137	133	4	9	9	...	128	124	4
5800	TRANSPORTATION/MOBILE EQUIPMENT MAINTENANCE	17,081	16,863	218	2,025	2,014	11	15,056	14,849	207
6501	MISCELLANEOUS AMMUNITION, EXPLOSIVES, AND TOXIC MATERIALS WORK	728	605	123	33	31	2	695	574	121
6502	EXPLOSIVES OPERATING	810	641	169	51	42	9	759	599	160
6505	MUNITIONS DESTROYING	75	70	5	8	8	...	67	62	5
6511	MISSILE/TOXIC MATERIALS HANDLING	337	311	26	21	21	...	316	290	26
6517	EXPLOSIVES TEST OPERATING	91	89	2	11	11	...	80	78	2
6500	AMMUNITION, EXPLOSIVES, AND TOXIC MATERIALS WORK	2,041	1,716	325	124	113	11	1,917	1,603	314
6601	MISCELLANEOUS ARMAMENT WORK	93	92	1	27	27	...	66	65	1
6605	ARTILLERY REPAIRING	398	383	15	13	13	...	385	370	15
6606	ARTILLERY TESTING	44	44	...	4	4	...	40	40	...
6610	SMALL ARMS REPAIRING	361	347	14	10	10	...	351	337	14
6641	ORDNANCE EQUIPMENT MECHANIC	1,109	1,053	56	98	97	1	1,011	956	55
6652	AIRCRAFT ORDNANCE SYSTEMS MECHANIC	1,429	1,397	32	135	135	...	1,294	1,262	32
6656	SPECIAL WEAPONS SYSTEMS MECHANIC	39	38	1	5	5	...	34	33	1
6600	ARMAMENT WORK	3,473	3,354	119	292	291	1	3,181	3,063	118
6901	MISCELLANEOUS WAREHOUSING AND STOCK HANDLING	634	541	93	81	72	9	553	469	84
6902	LUMBER HANDLING	4	4	4	4	...
6903	COAL HANDLING	200	197	3	3	3	...	197	194	3
6904	TOOLS AND PARTS ATTENDING	2,444	1,901	543	86	66	20	2,358	1,835	523

TABLE B-D FULL-TIME CIVILIAN BLUE-COLLAR EMPLOYMENT BY OCCUPATION, SUPERVISORY POSITION, AND GENDER, SEPTEMBER 30, 1997

OCCUPATION CODES TITLES		TOTAL			SUPERVISORY			NON-SUPERVISORY		
		TOTAL	MEN	WOMEN	TOTAL	MEN	WOMEN	TOTAL	MEN	WOMEN
6907	MATERIALS HANDLING	15,539	13,529	2,010	2,060	1,830	230	13,479	11,699	1,780
6910	MATERIALS EXPEDITING	1,082	874	208	35	30	5	1,047	844	203
6912	MATERIALS EXAMINING AND IDENTIFYING	2,726	2,285	441	258	232	26	2,468	2,053	415
6914	STORE WORKING	2,374	1,598	776	69	56	13	2,305	1,542	763
6941	BULK MONEY HANDLING	301	228	73	23	15	8	278	213	65
6968	AIRCRAFT FREIGHT LOADING	149	139	10	25	24	1	124	115	9
6900	WAREHOUSING AND STOCK HANDLING	25,453	21,296	4,157	2,640	2,328	312	22,813	18,968	3,845
7001	MISCELLANEOUS PACKING AND PROCESSING	65	51	14	8	8	...	57	43	14
7002	PACKING	2,148	1,567	581	114	96	18	2,034	1,471	563
7004	PRESERVATION PACKAGING	38	31	7	2	1	1	36	30	6
7006	PRESERVATION SERVICING	232	203	29	14	14	...	218	189	29
7009	EQUIPMENT CLEANING	410	382	28	26	24	2	384	358	26
7010	PARACHUTE PACKING	7	7	...	1	1	...	6	6	...
7000	PACKING AND PROCESSING	2,900	2,241	659	165	144	21	2,735	2,097	638
7301	MISCELLANEOUS LAUNDRY, DRY CLEANING, AND PRESSING	67	57	10	57	49	8	10	8	2
7304	LAUNDRY WORKING	1,157	754	403	48	40	8	1,109	714	395
7305	LAUNDRY MACHINE OPERATING	364	333	31	64	59	5	300	274	26
7306	PRESSING	33	17	16	2	1	1	31	16	15
7307	DRY CLEANING	5	3	2	2	1	1	3	2	1
7300	LAUNDRY, DRY CLEANING, AND PRESSING	1,626	1,164	462	173	150	23	1,453	1,014	439
7401	MISCELLANEOUS FOOD PREPARATION AND SERVING	33	27	6	13	8	5	20	19	1
7402	BAKING	74	63	11	4	4	...	70	59	11
7404	COOKING	3,988	2,725	1,263	1,385	1,118	267	2,603	1,607	996
7407	MEATCUTTER	1,444	1,286	158	115	111	4	1,329	1,175	154
7408	FOOD SERVICE WORKING	7,052	3,276	3,776	547	281	266	6,505	2,995	3,510
7420	WAITER	16	10	6	1	1	...	15	9	6
7400	FOOD PREPARATION AND SERVING	12,607	7,387	5,220	2,065	1,523	542	10,542	5,864	4,678
7601	MISCELLANEOUS PERSONAL SERVICES	314	279	35	2	1	1	312	278	34
7603	BARBERING	39	26	13	5	5	...	34	21	13
7641	BEAUTICIAN	2	...	2	2	...	2
7600	PERSONAL SERVICES	355	305	50	7	6	1	348	299	49
8201	MISCELLANEOUS FLUID SYSTEMS MAINTENANCE	90	89	1	8	7	1	82	82	...
8255	PNEUDRAULIC SYSTEMS MECHANIC	1,575	1,356	219	104	96	8	1,471	1,260	211
8268	AIRCRAFT PNEUDRAULIC SYSTEMS MECHANIC	1,510	1,472	38	90	90	...	1,420	1,382	38
8200	FLUID SYSTEMS MAINTENANCE	3,175	2,917	258	202	193	9	2,973	2,724	249
8601	MISCELLANEOUS ENGINE OVERHAUL	5	5	...	1	1	...	4	4	...
8602	AIRCRAFT ENGINE MECHANIC	4,212	3,958	254	440	430	10	3,772	3,528	244
8610	SMALL ENGINE MECHANIC	92	92	...	2	2	...	90	90	...
8675	LIQUID FUEL ROCKET ENGINE MECHANIC	25	25	...	2	2	...	23	23	...
8600	ENGINE OVERHAUL	4,334	4,080	254	445	435	10	3,889	3,645	244
8801	MISCELLANEOUS AIRCRAFT OVERHAUL	910	892	18	767	751	16	143	141	2

TABLE B-D FULL-TIME CIVILIAN BLUE-COLLAR EMPLOYMENT BY OCCUPATION, SUPERVISORY POSITION, AND GENDER, SEPTEMBER 30, 1997

OCCUPATION CODES TITLES		TOTAL			SUPERVISORY			NON-SUPERVISORY		
		TOTAL	MEN	WOMEN	TOTAL	MEN	WOMEN	TOTAL	MEN	WOMEN
8810	AIRCRAFT PROPELLER MECHANIC	146	144	2	5	5	...	141	139	2
8840	AIRCRAFT MECHANICAL PARTS REPAIRING	695	631	64	29	26	3	666	605	61
8852	AIRCRAFT MECHANIC	11,907	11,594	313	1,432	1,420	12	10,475	10,174	301
8862	AIRCRAFT ATTENDING	359	347	12	19	19	...	340	328	12
8863	AIRCRAFT TIRE MOUNTING	18	17	1	2	2	...	16	15	1
8882	AIRFRAME TEST OPERATING	1	1	1	1	...
8800	AIRCRAFT OVERHAUL	14,036	13,626	410	2,254	2,223	31	11,782	11,403	379
9003	FILM ASSEMBLING AND REPAIRING	11	9	2	2	2	...	9	7	2
9004	MOTION PICTURE DEVELOPING/PRINTING MACHINE OPERATING	4	3	1	4	3	1
9000	FILM PROCESSING	15	12	3	2	2	...	13	10	3
9799	UNSPECIFIED BLUE-COLLAR SERIES	66	60	6	22	22	...	44	38	6
9700	UNSPECIFIED	66	60	6	22	22	...	44	38	6
9901	MISCELLANEOUS VESSEL JOBS EXCLUDED FROM THE FEDERAL WAGE SYSTEM	58	51	7	58	51	7
9902	MASTER	60	58	2	60	58	2
9903	CHIEF OFFICER CABLE	2	2	2	2	...
9904	SHIP PILOT	33	33	33	33	...
9905	FIRST OFFICER	67	66	1	67	66	1
9906	SECOND OFFICER	68	67	1	68	67	1
9907	THIRD OFFICER	84	79	5	84	79	5
9909	RADIO OFFICER	2	2	2	2	...
9911	RADIO ELECTRONICS OFFICER	6	5	1	6	5	1
9912	FIRST ASSISTANT RADIO ELECTRONICS OFFICER	2	2	2	2	...
9914	DAMAGE CONTROL OFFICER	13	13	13	13	...
9915	ASSISTANT DAMAGE CONTROL OFFICER	16	15	1	16	15	1
9916	MASTER-MATE (FISHING VESSEL)	6	6	6	6	...
9917	DECK MIDSHIPMAN	4	4	4	4	...
9918	DAMAGE CONTROL LEADER	5	5	5	5	...
9919	DAMAGE CONTROL ASSISTANT LEADER	2	2	2	2	...
9920	BOATSWAIN	69	69	69	69	...
9921	CARPENTER	18	18	18	18	...
9923	BOATSWAIN'S MATE	120	120	120	120	...
9924	ABLE SEAMAN	271	262	9	271	262	9
9925	ABLE SEAMAN-MAINTENANCE	407	400	7	407	400	7
9926	QUARTERMASTER	3	2	1	3	2	1
9927	SEAMAN-FISHERMAN	38	36	2	38	36	2
9928	ORDINARY SEAMAN	134	130	4	134	130	4
9929	DAMAGE CONTROLMAN	3	3	3	3	...
9931	CHIEF ENGINEER	82	82	82	82	...
9932	FIRST ASSISTANT ENGINEER	66	65	1	66	65	1
9933	SECOND ASSISTANT ENGINEER	77	77	77	77	...
9934	THIRD ASSISTANT ENGINEER	129	127	2	129	127	2
9936	ENGINE MIDSHIPMAN	4	4	4	4	...
9939	CHIEF ELECTRICIAN	23	23	23	23	...
9940	ELECTRICIAN	18	18	18	18	...

TABLE B-D FULL-TIME CIVILIAN BLUE-COLLAR EMPLOYMENT BY OCCUPATION, SUPERVISORY POSITION, AND GENDER, SEPTEMBER 30, 1997

OCCUPATION CODES TITLES		TOTAL			SUPERVISORY			NON-SUPERVISORY		
		TOTAL	MEN	WOMEN	TOTAL	MEN	WOMEN	TOTAL	MEN	WOMEN
9942	SECOND ELECTRICIAN	59	59	59	59	...
9944	ELECTRONICS TECHNICIAN	33	33	33	33	...
9945	REFRIGERATION ENGINEER	35	35	35	35	...
9946	SECOND REFRIGERATION ENGINEER	4	4	4	4	...
9947	THIRD REFRIGERATION ENGINEER	4	4	4	4	...
9952	DECK ENGINEER-MACHINIST	78	78	78	78	...
9953	DECK ENGINEER-MECHANIC	5	5	5	5	...
9954	UNLICENSED JUNIOR ENGINEER	64	63	1	64	63	1
9955	PUMPMAN	13	13	13	13	...
9957	ENGINE UTILITYMAN	129	126	3	129	126	3
9960	OILER	6	5	1	6	5	1
9961	OILER-DIESEL	14	14	14	14	...
9965	WIPER	73	73	73	73	...
9968	CHIEF STEWARD	48	46	2	48	46	2
9969	THIRD STEWARD	5	5	5	5	...
9971	CHIEF COOK	37	36	1	37	36	1
9972	STEWARD COOK	16	16	16	16	...
9973	SECOND COOK	23	17	6	23	17	6
9974	THIRD COOK	6	6	6	6	...
9975	ASSISTANT COOK	41	40	1	41	40	1
9976	COOK-BAKER	32	30	2	32	30	2
9977	SECOND COOK-BAKER	28	27	1	28	27	1
9978	NIGHT COOK AND BAKER	15	15	15	15	...
9979	STEWARD BAKER	6	5	1	6	5	1
9982	LAUNDRYMAN	10	10	10	10	...
9984	MESSMAN	5	...	5	5	...	5
9985	STEWARD UTILITYMAN	381	347	34	381	347	34
9988	PURSER	30	26	4	30	26	4
9991	SUPPLY OFFICER	25	24	1	25	24	1
9992	ASSISTANT SUPPLY OFFICER	1	1	1	1	...
9993	JUNIOR SUPPLY OFFICER	30	28	2	30	28	2
9994	ASSISTANT STOREKEEPER	64	59	5	64	59	5
9996	MEDICAL SERVICES OFFICER	37	37	37	37	...
9998	YEOMAN-STOREKEEPER	125	113	12	125	113	12
9900	VESSEL JOBS EXCLUDED FROM FEDERAL WAGE SYSTEM	3,372	3,246	126	3,372	3,246	126

APPENDIX I

POPULATION COVERAGE, SURVEY CHANGES & DEFINITIONS

POPULATION COVERAGE

This occupational survey covers all full-time Federal civilian employees as of September 30, 1997, except for the following agencies, groups and approximate number of full-time employees (if known):

- a. Members and employees of Congress (17,507)
- b. General Accounting Office (3,160)
- c. Congressional Budget Office (228)
- d. U.S. Court of Veterans Appeals (76)
- e. Judicial Branch (29,150)
- f. U.S. Postal Service (650,088)
- g. Postal Rate Commission (48)
- h. Board of Governors of the Federal Reserve System (1,682)
- i. White House Office (387)
- j. Office of the Vice President (19)
- k. Foreign nationals (non-U.S. citizens) employed overseas (40,128 total, all work schedules)
- l. Army/Air Force Exchange Service
- m. Department of Defense Consolidated Metropolitan Technical Personnel Center
- n. Central Intelligence Agency (exempt by law from personnel reporting requirements for reasons of security)
- o. National Security Agency (exempt by law from personnel reporting requirements for reasons of security)
- p. Defense Intelligence Agency (exempt by law from personnel reporting requirements for reasons of security)
- q. Department of Defense National Imagery and Mapping Agency (exempt by law from personnel reporting requirements for reasons of security)
- r. Nonappropriated fund employees in Defense activities (work in post exchanges)
- s. Commissioned officers (commissioned corps) serving in the Public Health Service wear uniforms, bear rank, are paid under military pay schedules, and use standard military forms to document their personnel actions. Their quasi-military character is incompatible with the civilian basis of this report so they have not been included in this survey since 1976.

SURVEY CHANGES

Agencies had numerous changes between September 1995 and September 1997.

Ten new agencies were in the 1997 survey: Civil Liberties Public Education Fund Board, Morris K. Udall Scholarship and Excellence in National Environmental Policy Foundation, National Bankruptcy Review Commission, National Commission on Restructuring the Internal Revenue Service, National Gambling Impact Study Commission, Office of Compliance, Ounce of Prevention Council (also known as the President's Crime Prevention Council), Trade and Development Agency, and Utah Reclamation Mitigation and Conservation Commission.

Two agencies changed their titles: Council of Environmental Quality to Council on Environmental Quality/Office of Environmental Quality as well as Committee for Purchase from the Blind and Other Severely Handicapped to Committee for Purchase from People Who Are Blind or Severely Handicapped.

Fourteen agencies existing in September 1995 were terminated before September 1997: Administrative Conference of the United States, Board of International Broadcasting, Commission on Protecting and Reducing Government Secrecy, Competitive Policy Council, Defense Base Closure and Realignment Commission, Delaware River Basin Commission, International Cultural and Trade Center Commission, Interstate Commerce Commission, Martin Luther King, Jr. Federal Holiday Commission, National Commission for Employment Policy, Office of Technology Assessment, Pennsylvania Avenue Development Corporation, Susquehanna River Basin Commission, and Thrift Depositor Protection Oversight Board. Agencies that were not in the September 1995 survey and terminated before September 1997 are not listed because they do not affect the surveys.

One new Defense subelement by September 1997 was the Consolidated Metropolitan Technical Personnel

Center which does not report to this survey. The Defense subelement called Defense Mapping Agency changed its title to National Imagery and Mapping Agency and stopped reporting to this survey. Two Defense agency subelements existing in September 1995 were terminated before September 1997: Defense Manpower Data Center and the Management Systems Support Office.

Four Defense agency subelements changed their titles: Defense Nuclear Agency to Defense Special Weapons Agency, Advanced Research Projects Agency to Defense Advanced Research Projects Agency, Department of Defense Civilian Personnel Management Service to Defense Human Resources Activity, and Management Support Activity to USD(A&T) Defense Support Activity.

Work Schedule coverage was essentially unchanged from the previous survey although work schedule code H for Full-Time On-Call was dropped in October 1995.

Geographic Area coverage was unchanged from the previous survey. County, city and place changes did not affect the data shown for the United States and the Nation's Capital. The data shown for Overseas was not affected by the Republic of Zaire becoming the Democratic Republic of the Congo.

White-Collar Occupation coverage was unchanged from the previous survey. Six occupations abolished before the September 1995 survey still had employment so the abolished occupation codes were recoded as follows: Food Assistance Program Specialist 120 to Social Services 187; Program Analysis 345 to Management and Program Analysis 343; Communications Specialist 393 to Telecommunications 391; Nurse Anesthetist 605 to Nurse 610; and Travel 2132 and Shipment Clerical and Assistant 2134 to Transportation Clerk and Assistant 2102. Several other abolished occupations were recoded to unspecified white-collar occupation 2299.

Occupational Category coverage was unchanged from the previous survey.

Blue-Collar Occupations coverage was unchanged from the previous survey. There were three new occupations with no employment in them yet: 9995 Chief Radio Electronics Technician, 9997 First Radio Electronics Technician, and 9999 Second Radio Electronics Technician.

Eleven occupations abolished before the September 1995 survey still had employment so abolished

occupation codes were recoded as follows: Wire Communications Equipment Installing and Repairing 2511 to Telecommunications Mechanic 2502, Electronic-Mechanical Communications Equipment Installing and Repairing 2619 to Electronics Mechanic 2604; Electrical Line Working 2806 and Electrical Working (Powerhouse) 2808 and Electronic Integrated Systems Mechanic 2650 to Electrician (High Voltage) 2810; Electrical Equipment Repairing 2843 to Instrument Mechanic 3359; Ground Maintenance 3504 to Gardening 5003; Photo Composition Machine Operating 4431 to Clerk-Typist 322; Powerhouse Equipment Repairing 5324 to Industrial Equipment Mechanic 5352; Coal Unloader Operating 5412 to Coal Handling 6903; and Mobile Equipment Repairing 5865 to Heavy Mobile Equipment Mechanic 5803. Several other abolished occupations were recoded to unspecified blue-collar occupation 9799.

Supervisory Status coverage was unchanged from the previous survey. The personnel data standards distinguishing managers from supervisors were valid until March 31, 1995. While code 1 for supervisors and code 3 for managers were still being reported to the Central Personnel Data File in September 1995, only code 2 for Supervisor or Manager is now being reported.

Pay Category had several minor changes.

The Related-to-General Schedule category added two pay plans established by the Department of Transportation's Federal Aviation Administration (FAA): Similar to the General Schedule pay plan FG and Former Performance Management and Recognition Service (PMRS) Employees (similar to former PMRS employees in the GM pay plan) pay plan FM.

The Senior Pay Levels category gained employment in six new pay plans: Officers (similar to the Senior Executive Service) FAA pay plan FB, Officials on Noncareer Appointments (similar to the Senior Executive Service) FAA pay plan FJ, Senior Technical and Senior Level (similar to the senior-level and scientific or professional positions paid under 5 U.S.C. 5376) FAA pay plan FT, Executives (similar to the Senior Executive Service) FAA pay plan FX, Immigration Judge pay plan IJ for Justice Department only, and Executive-Level and Managerial Positions in the Corporation for National and Community Service, P.L. 103-82, Subtitle G, Section 195(b) pay plan NX (grade 2 only).

The Other white-collar category gained employment in three new pay plans: Demonstration Air Force Scientist and Engineer pay plan DR for Air Force only, Executive-Level and Managerial Positions in the Corporation for

National and Community Service, P.L. 103-82, Subtitle G, Section 195(b) pay plan NX (except grade 2), and All Other Positions in the Corporation for National and Community Service, P.L. 103-82, Subtitle G, Section 195(b) pay plan NY.

The pay categories presented in this survey other than General Schedule are for statistical purposes only and are not sanctioned by OPM for administrative use. Pay category data published over the years are generally comparable except for employee shifts from the General Schedule and Related-to-General Schedule categories to new pay plans in the Other white-collar category, such as the Senior Executive Service created in 1979.

For blue-collar employees, there were five new pay plans established by the Department of Transportation's Federal Aviation Administration: Nonsupervisory Production Facilitators pay plan FF (similar to the nonsupervisory production facilitating WD pay schedule under the Federal Wage System), Wage Leaders pay plan FL (similar to WL), Supervisory Production Facilitators pay plan FN (similar to WN), Wage Supervisors pay plan FS (similar to WS), and Wage Grade pay plan FW (similar to WG).

Grade coverage was unchanged from the previous survey.

Annual Base Salary had few changes beyond the general pay raises and locality pay adjustments. Federal minimum wage became \$5.15 hourly on September 1, 1997.

In January 1996, General Schedule employees received a 2.0 percent nationwide pay adjustment and many also received locality pay adjustments of 4.13 to 9.40 percent. Law enforcement officers (LEOs) working in five metropolitan areas continued to get an 8 or 16 percent geographic adjustment; the actual pay received by law enforcement officers was the higher of base pay with the LEO adjustment or base pay with the locality adjustment.

In January 1997, General Schedule employees received a 2.3 percent nationwide pay adjustment and many also received locality pay adjustments of 4.81 to 11.52 percent. Law enforcement officers (LEOs) working in five metropolitan areas continued to get an 8 or 16 percent geographic adjustment; the actual pay received by law enforcement officers was the higher of base pay with the LEO adjustment or base pay with the locality adjustment.

DEFINITIONS

Effective Date. All data in this report are as of September 30, 1997.

Agency. An agency is any department or independent establishment of the Federal Government, including a Government-owned or controlled corporation, whose civilian employees are paid from appropriated funds. Agency titles include administration, authority, board, commission, committee, conference, corporation, council, department, foundation, institution, office, service, system and tribunal. Although some departments refer to their major subelements as "agencies," these subelements are not treated as separate agencies in this report. Subelement data are available in this report only for Department of Defense: Army, Navy, Air Force, Defense Logistics Agency, and other Defense agencies.

Work Schedule. Only employees with full-time work schedules are included in this survey. Full-time employees include those regularly scheduled to work the number of hours and days required by the administrative work-week for their employment group or class. Most full-time employees have an administrative work-week of 5 days of 8 hours each. Employees who were paid fees that cannot be related to time worked (such as special consultants) are excluded from this report.

Effective October 1981, work schedules were added to identify seasonal or on-call employees; these employees are "activated" at season start and "deactivated" at season end by agency personnel actions submitted to the Central Personnel Data File. About 8,800 employees of the U.S. Forest Service of the Department of Agriculture, previously coded as intermittents, were changed to full-time seasonals; therefore, they were included in the full-time occupational survey for the first time in October 1981. Most of the other full-time seasonals were previously coded as full-time, which allows for consistent trend analysis for these agencies: Treasury (Internal Revenue Service), Interior, Commerce (Census Bureau), and Army (Corps of Engineers).

Geographic Area. The three major geographic areas covered in this publication are: (1) the Washington, DC-MD-VA-WV Metropolitan Statistical Area (MSA); (2) United States excluding the Washington, DC-MD-VA-WV MSA; and (3) Overseas including both U.S. territories and foreign countries. The Washington, DC-MD-VA-WV MSA now includes the District of Columbia; Calvert, Charles, Frederick, Montgomery, and Prince George's Counties in Maryland; Arlington, Clarke, Culpeper, Fairfax, Fauquier, King George, Loudoun,

Prince William, Spotsylvania, Stafford, and Warren Counties and Alexandria, Fairfax, Falls Church, Fredericksburg, Manassas, and Manassas Park Cities in Virginia; and Berkeley and Jefferson Counties in West Virginia. Employment data are based on duty stations, i.e., where employees work (as opposed to where they live).

White-Collar Occupational Groups and Series. The work performed by white-collar employees has been defined and organized into occupational groups and series. An occupational group consists of several series of positions in related occupations, professions, or activities. A series is a subdivision of an occupational group consisting of one or more positions in similar work, but differing in difficulty or responsibility, and therefore in grade and salary range.

The occupational groups and series used in this publication are those defined in the January 1997 (latest version) HANDBOOK OF OCCUPATIONAL GROUPS AND SERIES issued by the U.S. Office of Personnel Management. Each occupation is assigned a four digit identification code; the first two digits identify the occupational group and the last two digits identify the specific occupation within the group. For example 0810 identifies the occupation Civil Engineering within the 0800 Engineering and Architecture Group. An unreported white-collar occupation is shown in this publication as code 2299.

This survey also includes Administrative Law Judges (occupation code 0935); they are not paid under the General Schedule so this occupation is not one of the series recognized in the above mentioned Handbook covering General Schedule positions. Demonstration occupations have not been added to the survey; employees with those occupation codes were recoded to their former occupations.

Blue-Collar Job Families and Occupations. The work performed by blue-collar employees has been defined according to the nature of the work and organized into job families and occupations. A job family is a broad grouping of occupations that are related in one or more ways such as similarity of functions performed, transferability of knowledge and skills from one occupation to another, or similarity of materials or equipment worked on. An occupation series is a unit of a family and includes all jobs at the various skill levels in a particular kind of work. Jobs within a family are therefore similar to each other with regard to subject matter, basic knowledge, and skill requirements.

The occupational job families and series used in this publication are those defined in the JOB GRADING SYSTEM FOR TRADES AND LABOR OCCUPATIONS issued by the U.S. Office of Personnel Management. Each occupation is assigned a four digit identification code; the first two digits identify the job family and the last two digits identify the specific occupation within the job family. For example, 3513 identifies the occupation Coin/Currency Checking within the 3500 job family General Services and Support Work. An unreported blue-collar occupation is shown in this publication as code 9799.

Occupational Category. White-collar occupations are classified according to five major occupational categories (i.e., **Professional**, **Administrative**, **Technical**, **Clerical**, and **Other**). The category definitions are based on the subject matter of work, the level of difficulty or responsibility involved, and the educational requirements of each occupation. It is important to note that occupational categories are merely a statistical concept to aid understanding and analysis of Federal civilian employment; these data are not submitted by the agencies but are assigned by the U.S. Office of Personnel Management (OPM) based on the occupation and sometimes on grade or salary as determined by OPM's Office of Classification. Occupational categories are defined as follows:

Professional occupations are those that require knowledge in a field of science or learning characteristically acquired through education or training equivalent to a bachelor's degree or higher degree with major study in or pertinent to the specialized field, as distinguished from general education. The work of a professional occupation requires the exercise of discretion, judgement, and personal responsibility for the application of an organized body of knowledge that is constantly studied to make new discoveries and interpretations, and to improve the data, materials, and methods.

Administrative occupations are those that involve the exercise of analytical ability, judgement, discretion, personal responsibility, and the application of a substantial body of knowledge of principles, concepts, and practices applicable to one or more fields of administration or management. While these positions do not require specialized educational majors, they do involve the type of skills (analytical, research, writing, judgement) typically gained through a college level general education, or through progressively responsible experience.

Technical occupations are those that involve work that is nonroutine in nature and is typically associated with, and supportive of a professional or administrative field. Such occupations involve extensive practical knowledge gained through on-the-job experience, or specific training less than that represented by college graduation. Work in these occupations may involve substantial elements of the work of the professional or administrative field, but requires less than full competence in the field involved.

Clerical occupations are those that involve structured work in support of office, business, or fiscal operations; duties are performed according to established policies or techniques and require training, experience, or working knowledge related to the tasks to be performed.

Other occupations are those miscellaneous occupations that do not fall into the above professional, administrative, technical or clerical categories.

Mixed Occupational Category Occupations.

Thirty-one of the white-collar occupations fall into more than one occupational category (based on General Schedule or related pay plan grade or corresponding salary interval) and are identified in tables of this publication by an asterisk instead of a P, A, T, C, or O. Type 1 occupations identified by series codes 072, 204, 986, 1421, 1897, and 2131 are Clerical at grades 1-6 and Technical at grades 7 and above. Type 2 occupations identified by codes 1001, 1531, and 2001 are Clerical for grades 1-6, Technical for grades 7-10, and Administrative for grades 11 and above. Type 3 occupational series 990, 1670, and 1702 are Technical for grades 1-10, and Administrative for grades 11 and above. Type 4 occupational series 525 is Clerical for grades 1-3 and Technical for grades 4 and above. Type 5 occupational series 203, 303, 344, 503, 561, 592, 1087, 1106, 1107, and 1802 are Clerical for grades 1-5 and Technical for grades 6 and above. Type 6 occupational series 1101 is Clerical for grades 1-5, Technical for grades 6-10, and Administrative for grades 11 and above. Type 7 occupational series 326, 335, 544, 545, 2005, and 2102 are Clerical for grades 1-4 and Technical for grades 5 and above. Type 8 occupational series 025 is Technical for grades 1-4 and Administrative for grades 5 and above.

Supervisory Status. Supervisors are accountable to agency management for the quantity and quality of work performed, and for assuring efficient and economical work operation. They assign, direct, and review the work of subordinates, and evaluate their performance; plan, schedule, and coordinate work operations; solve problems related to the work supervised; determine material, equipment, and facilities needed; gain the support of subordinates for management policies and

goals; work to achieve the objectives of Governmentwide programs and policies, e.g., labor-management relations and equal employment opportunity; and deal effectively with employees and union representatives on employee suggestions, complaints, and grievances. Some supervisors also participate in the establishment of broad production goals and major work schedules, development of cost and budget analyses or forecasts, and determination of long-range workforce requirements. Some white-collar supervisors are defined as managers when the position has the full range of managerial functions delineated in the introductory section to the Supervisory Grade Evaluation Guide published by the U.S. Office of Personnel Management. Employees identified by the Civil Service Reform Act of 1978 (CSRA) as Supervisors and Management Officials are counted in this survey as nonsupervisory; these positions do not meet the definitions in the Supervisory Grade Evaluation Guide. Generally, nonsupervisory employees and team leaders work under supervisors and supervisors work under managers.

Pay Category. White-collar employment data are presented by four “pay categories:” the General Schedule (GS); Related-to-GS; Senior Pay Levels; and Other pay plans. Each category represents a combination of two or more individual pay plans. The pay categories other than General Schedule are for statistical purposes only and are not sanctioned by OPM for administrative use.

The General Schedule is the basic compensation schedule for most Federal civilian white-collar employees, and was originally established by the Classification Act of 1949, as amended (now codified in Title 5 of the U.S. Code). General Schedule data also includes the pay plan for employees covered by the Performance Management and Recognition System (PMRS) termination procedures.

The Related-to-GS category includes: (1) pay plans that follow the General Schedule grade structure and job evaluation methodology; (2) Foreign Service pay plans whose grades are converted to General Schedule grades based on job evaluation or statute; (3) Department of Veterans Affairs pay plans for physicians, dentists, podiatrists, and optometrists whose grades are converted to General Schedule grades based on job evaluation or statute; (4) Tennessee Valley Authority white-collar pay plans whose GS-related pay plans and grades are determined without U.S. Office of Personnel Management participation; and (5) pay plans in Navy and National Institute of Standards and Technology demonstration projects whose grades are converted to General Schedule grades based partly on the GS grades that are encompassed by a pay band and partly on salary

to grade relationship within the pay band.

The Senior Pay Levels category includes the Executive Schedule, Senior Executive Service, Senior Foreign Service, pay plans equivalent to the Senior Executive Service, Administrative Law Judges, Board of Contract Appeals, Senior Level (formerly GS 16-18), Foreign Service Chiefs of Mission, Scientific and Professional (5 U.S.C. 3104), other graded pay plans above the GS-15 level, and ungraded pay plans where the annual salary exceeds the annual salary of GS grade 15 step 10.

All other white-collar pay plans fall into the Other category; some examples are the Park Police, Teaching Positions, and Nurses with the Department of Veterans Affairs.

The Federal Wage System covers most blue-collar employees, who are generally paid at rates prevailing in the localities where they work. This report also includes the remaining blue-collar employees not covered by the Federal Wage System, such as Tennessee Valley Authority employees.

Grade. The General Schedule is divided into 15 grades; a salary range of 10 steps is provided for each grade. Grade data are presented in this publication for General Schedule (GS) employment as well as for Related-to-GS employment (defined above). The median grade is the grade with equal numbers of employees above and below that grade. The average grade is the weighted average obtained by multiplying each grade times employment in that grade, summing all such products, and dividing that sum by the total number of employees.

Grade distribution data published over the years are not readily comparable. Grade distributions before 1966 included only employees in GS or similar-to-GS pay systems. For the years 1967-1973, the grades or levels of various pay systems were equated to specific GS grades mostly by comparing salary rates, usually the fourth step rate of GS grades with comparable rates in other pay systems. For the years 1974-1989, the Equivalent-to-GS pay system category based on job analysis was used and that evolved in 1991 to the Related-to-GS pay system category. It is important to note that GS-related pay plans and grades are strictly statistical concepts; GS-related grades are not identified by the agencies but are assigned by OPM based primarily on the actual pay plan and grade. The statistical use of GS-related pay plans enlarges analysis of Federal civilian employment beyond GS employees; the use of GS-related grades allows comparison on a common scheme.

Annual Base Salary. Annualized base salaries were

collected for all employees in the survey. Salaries paid to individual workers generally depend upon their pay plan, grade level and length of service within that grade. Each position within an occupation is rated as to grade, and each successively higher grade requires wider levels of duties and responsibilities. The average (mean) salary data in this report exclude overtime pay, premium pay for night work or unusual hours, and post differential or cost-of-living allowances paid to certain employees serving outside the limits of the 48 contiguous States.

Blue-collar workers are paid primarily under the Federal Wage System according to the prevailing rate for a certain occupation in a particular geographic area; therefore, salaries paid to individual workers may vary for the same type of work done in different localities.

White-collar workers are paid primarily under the General Schedule. For certain occupational series and grades within these series, special (higher) rates are paid when necessary to recruit and retain well-qualified personnel; some employees in engineering, accounting, medical, and other selected occupations receive these special rates. The average (mean) salary data in this report generally include the special rates paid for shortage category occupations.

Salaries shown in this publication also include any applicable locality pay adjustments paid under the Federal Employees Pay Comparability Act (FEPCA) signed into law on November 5, 1990, as explained below. Locality pay adjustments have been extended to additional pay plans: Administrative Law Judges (AL), Members of Contract Appeals Boards (CA), Scientific and Professional (ST), Senior Level (SL), Senior Foreign Service (FE), Senior Executive Service (ES), Foreign Service (FO and FP), and certain employees of the Department of Veterans Affairs.

When the Federal Employees Pay Comparability Act became fully operational in 1994, General Schedule pay adjustments included two components: 1) a **nationwide** adjustment, which will apply to **all** General Schedule employees; and 2) a **locality** adjustment for which General Schedule employees may be eligible, although the amount will vary between localities, and no payment is required in a locality where Federal salaries are within 5 percent of non-Federal salaries. The law does not end special rates paid to employees in occupations and locations with especially severe pay problems (about 13 percent of General Schedule employees received special rates before FEPCA), but special rates may become less necessary as locality payments narrow the gap between Federal and non-Federal salaries. Employees receiving special rates for hard-to-fill positions receive the higher

of the authorized special rate salary or the regular rate salary plus locality adjustment.

There are many other features in the Federal Employees Pay Comparability Act of 1990 dealing with Administrative Law Judges, advances in pay, aggregate pay limitation, appointments above the minimum rate for superior qualifications, Contract Appeals Board Members, critical positions, hazard pay differentials, law enforcement officer special pay entitlements, overtime pay, performance-based cash awards, premium pay limitations, recruitment and relocation bonuses, retention allowances, reemployment of civilian and military retirees, senior-level pay, expanded authority for special salary rates, supervisory differentials, time off as an incentive award, travel and transportation expenses for interviews and new appointments, and uniform allowances. Salaries shown in this publication do not include any of these payments.

APPENDIX II

DATA SOURCES, SURVEY METHODOLOGY & ERROR ANALYSIS

ACKNOWLEDGMENTS

The project manager for this report is statistician Christine E. Steele (telephone: 202-606-1817). The survey and publication were prepared under the direction of Andrew P. Klugh, Assistant Director for Workforce Information and Acting Chief, Statistical Analysis and Services Division, by the Workforce Information Team, Charlie F. Taylor, Leader. We gratefully acknowledge the contributions of Randall T. Matke of the Personnel Records and Systems Division, Carol W. Goodroe of the Macon Data Processing Center, as well as contributions from Michael P. Ambrose and Shonda L. Adams of the Workforce Information Team.

INTRODUCTION

Associated with every statistical survey are different types of errors affecting each stage of the survey, from initial data collection to the printing of the publication. This Appendix covers areas of potential error arising from various survey operations. When possible, we estimate the size of the error. When no information is available about the sources and potential impact of error, we note it. We have not attempted to determine how the errors interact. The user of this publication should take into account the various data limitations discussed below.

DATA SOURCES

Most of the data in this publication came from the Central Personnel Data File; six Federal agencies reported additional data. Both data sources are described briefly below.

Central Personnel Data File. The Central Personnel Data File (CPDF), started in 1972 and maintained by the U.S. Office of Personnel Management (OPM), is an automated system of individual records for most Federal civilian employees. It is updated quarterly from data

derived from personnel reports submitted continually to OPM by Federal appointing offices. The CPDF system is maintained by agency input of employment status files on magnetic tape. We edit all input files for validity, and insert functional blanks into data fields with errors. In September 1997, CPDF contained 1.7 million active records for full-time non-Postal Federal civilian employees.

Non-CPDF Data Collection. Tennessee Valley Authority submitted individual employee records on magnetic tape; these data were converted to the CPDF record format. The Architect of the Capitol, U.S. Botanic Gardens, Library of Congress, John C. Stennis Center for Public Service Training and Development, and Office of Compliance submitted summarized data on OPM form 1079A for all full-time employees by agency, geographic location, pay plan, grade, annual base salary, occupation series, supervisory status, and gender.

DATA EDITS AND CORRECTIONS

Population Selection. Records for full-time active employees were extracted from the CPDF and similar data files excluding foreign nationals employed overseas, and those paid on a *per diem* basis, fee basis, piecework basis, or work without compensation. These records plus the summarized full-time active data submitted for the survey were checked by automated validity and relationship edits created for this survey to meet criteria specific to this report. Data corrections were made to increase the coverage of the report and ensure as accurate as possible representation of the status of agencies and employment as of September 1997. The data edits and corrections described below are specific to the 1997 report.

Edits and Simultaneous Corrections. Some data corrections were made during the editing process itself. Records with unspecified occupation were recoded to

unspecified white-collar series 2299 (317 records) if the pay plan was mostly white-collar or recoded to unspecified blue-collar series 9799 (66 records) if the pay plan was mostly blue-collar. Records with unspecified or invalid geographic location were designated as United States outside Washington, DC-MD-VA-WV Metropolitan Statistical Area; this affected 680 white-collar and 99 blue-collar records.

Blue-collar pay plans may be limited to supervisors or nonsupervisors respectively, so the supervisory status code was corrected based on pay plan for 365 blue-collar employees from CPDF. There were 4,281 employees accepted with unspecified supervisory status (mostly for Tennessee Valley Authority): 3,481 white-collar and 800 blue-collar; they were included in the nonsupervisory data shown in white-collar **Table W-H** and blue-collar **Table B-D**.

Edits and Subsequent Corrections. The editing process also identified and rejected all employee records with unspecified or invalid data for agency, subelement (Defense Department only), geographic location, occupation, gender, pay plan, grade, and salary as well as the employee counts on the data submitted in summarized form (if men and women did not add to the total). Grades were edited only for General Schedule and related pay plans. Records with salaries outside the appropriate range for the pay plan were rejected; salaries outside the appropriate range for General Schedule and related grades were rejected.

Some rejected records had keying errors that were corrected and subsequently accepted. Some rejected records were re-edited and accepted unchanged after correcting errors on the survey validity tables. While these were not counted as errors or corrections, all the other rejected records were corrected as described below and accepted for the survey.

There were no agency or Defense Department subelement errors. Geographic location corrections were made for 61 Tennessee Valley Authority (TVA) records. Occupation codes were assigned for 2,315 records with obsolete occupations and temporary demonstration occupations; these were recoded to the appropriate occupation or to the unspecified white-collar or blue-collar occupation. Occupation recodes are discussed in detail in Appendix I Survey Changes. Ten records with professional occupations but grades too low were recoded to unspecified white-collar occupation. Gender assignments were made for 12 records with unspecified gender based on occupation.

The 76 records with unspecified pay plan were recoded to the Administratively Determined pay plan AD. Grades were assigned to two records based on pay plan and occupation. Salaries were corrected for 7,263 records, mostly unspecified salaries. General Schedule salaries were added to the 5,604 records with GS or GG pay plan with valid grade and step (used average step if step unspecified) but missing or erroneous salary; salaries were increased by the appropriate percentage for the 4,886 in locality pay areas. The remaining 1,659 missing and erroneous salaries were corrected based on pay plan, grade, and other criteria.

The corrected records were all re-edited and accepted for the survey. Then all errors in major geographic area code, General Schedule related grades (or Senior Pay Levels or salary intervals) and occupational category codes were corrected in the survey master file; these data are system generated and not submitted to the Central Personnel Data File (CPDF) by the agencies.

After completion of all the editing and data corrections, we merged the accepted CPDF and non-CPDF agency data and summarized like records together; this consolidated file was used to generate the statistical table outputs. Checks were made for consistency among the reports for the current survey. The 1997 data were compared with the 1995 survey data and differences in category totals more than 5 percent were investigated to determine the cause (actual change or data problem). The minor data corrections made at this point of the survey was included in the above discussion on data corrections.

BENCHMARKS

Table I below shows the survey totals (after all data corrections were made) compared to benchmarks.

Table I: 1997 Survey Benchmarking

	Survey	Benchmark	Percent of Benchmark
CPDF	1,707,614	1,708,000	99.98
TVA	14,615	14,355	101.81
Other	5,958	5,901	100.97
Totals	1,728,187	1,728,256	100.00

This survey achieves 100 percent coverage worldwide when benchmarked against September 1997 data collected in the Monthly Report of Federal Civilian Employment (SF113-A) from all departments and

agencies of the Federal Government except the Central Intelligence Agency, National Security Agency, Defense Intelligence Agency, and National Imagery and Mapping Agency. Data in this survey were benchmarked against the September 1997 SF113-A full-time data adjusted to occupational survey coverage by excluding Congress, General Accounting Office, Congressional Budget Office, U.S. Court of Military Appeals, Judicial Branch, White House Office, Office of the Vice President, Board of Governors of the Federal Reserve System, U.S. Postal Service, Postal Rate Commission, and foreign nationals employed overseas.

Some agency survey totals were more than 5 percent different from their benchmark totals, usually because small cells (small difference in small agency is a big percent) and coverage differences between survey and benchmark data sources.

SOURCES OF ERROR

Data Collection. Federal agencies document their personnel changes by processing personnel actions to update and correct their personnel data files. Errors in the personnel actions cause errors on the personnel data files including incomplete records, incorrect records, incorrect pay status for seasonal employees, missing records, duplicate records, and records still on the file for employees who have left the agency. Finally, timely file submission by the agencies may be retarded by the loss of automated input in transit to the U.S. Office of Personnel Management or by system problems within the submitting agency.

To measure the completeness of agency employment reflected by the September 1997 Central Personnel Data File (CPDF), the number of employee records by agency extracted for the survey was compared with the employment counts by agency (excluding foreign nationals employed overseas) from an independent reporting system, the Monthly Report of Federal Civilian Employment (SF113-A system). Comparing the 1,707,614 CPDF records available for the survey against the 1,708,000 (not a rounded number) benchmark total yielded a difference of 386 or far less than 1 percent difference that is due to slight differences in effective dates between the CPDF and SF113-A data collection systems, population coverage (lack of full-time SF113-A data for foreign nationals employed overseas prevented exact benchmarks), and the potential reporting errors and processing errors in both the CPDF and SF113-A data collection systems.

Data Quality. Our September 1994 CPDF Accuracy Survey estimated the percentage of valid (passes CPDF system edits) but inaccurate (differs from the Official Personnel Folder record) data contained in the CPDF. The following **Table II** shows Governmentwide estimates for the key data elements included in the Occupational Survey.

Table II: Data Element Error Rates (September 1994 CPDF Accuracy Survey)

Data Element	Percentage Error
Agency	0.0
Basic Pay	0.0
Geographic Location	0.0
Grade	0.0
Occupation	0.0
Pay Status	0.0
Pay Plan	0.7
Work Schedule	0.7
Gender	1.5

The results of the most recent CPDF accuracy evaluation show the percentage of valid but inaccurate data is about 1 percent for gender, pay plan, and work schedule. The results of this CPDF evaluation cannot be directly applied to this Occupational Survey data because of time frame, population coverage, and definitional differences but these evaluation results give an general indication of the quality of the data in this publication. The quality of non-CPDF agency data was not measured beyond benchmarking the agency survey totals to their SF113-A data.

Data Definition Changes. Appendix I covers the changes in definitions and coverage of agency, occupation, supervisory status, pay category, and salary since the previous survey; these changes can affect the 1995 to 1997 data comparisons. Redefinitions of a data element are a source of error that can be difficult to measure. When certain employees in an established series are to be reclassified into a new or another existing series, identification of these employees must be made by the agencies; often there is lag between the publication of new occupational series standards and submission of code changes by the agencies for their employees.

Survey Processing Errors. All known errors in the edit programs, edit lookup tables, and report programs were corrected during the survey.