

TIME AND FREQUENCY MEASUREMENT AT NIST: THE FIRST 100 YEARS

*D.B. Sullivan, Time and Frequency Division, Physics Laboratory,
National Institute of Standards and Technology (NIST), Boulder, CO*

Abstract

During this, the NIST Centennial Year, I look back on the first 100 years and summarize NIST work on time and frequency measurement, a topic of some prominence from the early years of the institution. Initial work at NIST (then NBS, the National Bureau of Standards) focused primarily on frequency standards needed to support the control of broadcast frequencies in the early days of radio. The Time and Frequency Division was not created until 1967, by which time a number of primary atomic frequency standards had already been developed, and it was clear that a broader program in this field was needed. This paper describes a variety of programs including the development of primary frequency standards, the international coordination of standards, statistical techniques for characterizing noise, dissemination methods, and methods for measuring optical frequency.

1. Introduction

The National Bureau of Standards (NBS) was established by the U.S. Congress in 1901 to develop a consistent measurement infrastructure for the United States. NBS was designed to be not a regulatory agency, but rather one that worked with science and industry to establish measurement standards that could be used to support commerce and trade, scientific research, and the general welfare. The base units of measurement were the natural purview of this new organization. The agency would undertake scientific studies to advance the state of measurement and would coordinate its standards with those of other countries. While the basic role of NBS remained relatively fixed through the years, Congress periodically added tasks that reflected changing times. Then, in 1988, Congress added substantial new components, including the Manufacturing Extension Program and the Advanced Technology Program, and in recognition of these expanded roles renamed NBS to the National Institute of Standards and Technology (NIST). Since this is an historical paper, and the history covers the institution under different names, I will variously refer to it as NBS, or NIST, or simply the Bureau.

The second, being one of the base units of physical measurement, was of immediate interest to NBS, as was frequency, being the basis for clocks and timekeeping. The program that is today called the Time and Frequency Division was shaped over time by a variety of practical requirements. Of course, the way in which this program developed was naturally affected by budgetary constraints and the individual championing of programs by a number of technical leaders.

Since this is a history, it is tempting to deal with events in chronological order, but I do that only partially. Since the program has many elements, I have organized the paper to treat each element separately, with events within each element arranged chronologically. Thus, the paper is divided into topics covering (1) primary frequency standards; (2) laser cooling of atoms, (3) the speed of light, (4) dissemination of timing signals; and (5) statistics, metrology, time scales, and time coordination.

This is not meant to be a comprehensive history of the program. More detailed historical information is available in papers by Beehler [1] and Ramsey [2] and in books by Cochran [3], Passaglia [4], Schooley [5], and Snyder and Bragaw [6]. My primary goal in this paper is to broadly summarize work within this program. I have added enough references to steer the reader to certain key bodies of work, but the reference list is by no means comprehensive.

Finally, I should warn the reader that this is a history of time-and-frequency work at one institution. No real effort is made to fully describe the context in which this work took place. I do not intend to imply that NBS (NIST) did everything in this field. In fact, as in many fields of scientific and technical endeavor, NBS (NIST) has been but one contributor to the field. Where NIST made particularly significant contributions, I try to indicate this, and similarly, I have tried to give credit where work at another institution has substantially influenced the directions of NIST efforts. I know that I won't have given credit in a completely consistent and correct way, but I would enjoy hearing from you if you have a different view of any of the events in this history, and I'll endeavor to correct any mistakes or misrepresentations. As I have been associated with this program for only 16 years, I know of previous times only through the written record of them, and through discussions with NIST staff members.

2. Primary Standards

Pendulum Clocks

The earliest work by NBS in this field involved time-interval measurement using two different pendulum clocks, both of which are now in the museum at the NIST-Gaithersburg site. The first standard, the Riefler pendulum clock [7], was purchased from Clemens Riefler of Munich in 1904. The Riefler clock has an Invar pendulum, which substantially reduces sensitivity to temperature change, and the particular model purchased by NBS has a system that raises the clock weight every 30 seconds with an electromagnet. This assures that the torque applied to drive the clock is con-

tinuous and constant. The Riefler clock routinely achieved a time-interval uncertainty of about 10 ms per day, but it required calibration. For most of the work done at NIST, this calibration was achieved through reception of time signals broadcast by the U.S. Naval Observatory (USNO).

The Riefler clock was replaced in 1929 by the Shortt clock [7], which was purchased from the Synchrotime Co. of London. This clock, developed by W.H. Shortt of the Edinburgh Observatory near the end of 1921, has two pendulums, one a slave pendulum that drives the clock works and that is in turn synchronized electrically to another master pendulum that swings freely in an evacuated vessel. The freedom of the primary pendulum from the friction associated with driving the clock works allows this clock to achieve an uncertainty in time-interval measurement of about 1 ms per day.

While the Shortt clock replaced the Riefler clock in 1929, a 1941 NBS publication [8] indicates that timepieces were still being tested at NBS with the Riefler clock serving as reference. It appears that the Shortt clock had been removed to another laboratory to serve as a reference for the determination of G , the gravitational constant, and that the Riefler clock was still deemed sufficiently accurate for the testing of time pieces.

Electronic Frequency Standards

Work on frequency standards at NBS began in 1911 with J.H. Dellinger's development of a system for calibrating wavemeters. He obtained frequency from a simple calculation of the resonance of an inductance-capacitance (LC) circuit. During the next few years, the development of better mathematical expressions for inductance and capacitance provided for considerable improvement in frequency measurements using these types of standards [9]. The measurement of frequency thus rested on the measurement of the physical dimensions of capacitors and inductors and on the dielectric properties of the materials used in the capacitors. Methods of synthesizing or measuring frequency ratios allowed these wavemeter standards to cover a broader frequency range. By 1929, the practical range of measurement was 18 kHz to 4600 kHz and the uncertainty of measurement was 0.1 % or better [6].

It is interesting to note that there seems to be no record of reconciliation of these early frequency measurements with the time-interval measurements made using pendulum clocks, which were in turn calibrated against the mean solar day. During this early period, the measurement of time-interval, at least for longer intervals, was substantially more accurate than the measurement of frequency. However, as the demand for higher accuracy in the measurement of frequency exceeded the performance of the wavemeter methods, NBS turned to astronomical calibration (provided by USNO).

Quartz Oscillators

In the early 1920s the Bureau began studies of quartz-crystal oscillators as frequency standards. This work was stimulated by W.G. Cady, who sent four quartz oscillators to NBS for frequency calibration in 1920. Cady sent four more quartz devices to the Bureau in 1922 and seven more in 1923.

After working with and calibrating these oscillators, it became clear that they could serve as good standards for radio frequency, and a program of study was initiated. This work was further stimulated by the increasing demand for better accuracy in the measurement and control of radio frequency posed by the growth of commercial and amateur radio broadcasting.

To meet the growing demand for better accuracy, NBS sought outside partners, and began collaboration on oscillators with the Naval Research Laboratory and Bell Telephone Laboratories. By 1929 these collaborators agreed that such oscillators could provide for measurement of frequency with an uncertainty of only 1 part in 10^5 . Later that year, Bell Telephone Laboratories delivered four complete temperature-controlled oscillators to NBS. These four 100 kHz oscillators quickly became the national primary standards of radio frequency [10]. Figure 1 shows a picture of these devices installed in the laboratory. By 1952, the facility involved a larger number of oscillators and the measurement uncertainty had been reduced to about 2 parts in 10^8 . The rate (frequency) of these standards was compared regularly with USNO signals broadcast from their transmitter in Arlington, Virginia.




Figure 1. The first quartz-oscillator primary frequency standards installed at NBS in 1929.

By this same time the first atomic frequency standard had been demonstrated, and the future of the effort on quartz standards was coming into question. However, the NBS work on quartz oscillators as primary frequency standards continued until the summer of 1959 with experimental work aimed at reducing drift. By operating the oscillators at a temperature of 4 K, drift had been reduced by more than an order of magnitude and the quality (Q) factor had been increased to as high as 5×10^7 . Even so, the advances in atomic frequency standards were so large that the program was discontinued.

The First Atomic Frequency Standard

As early as 1879, Lord Kelvin published the statement (attributed to James Clerk Maxwell) that atoms could serve as natural standards of time and length [11]. By the late 1940s, a body of academic work on microwave spectroscopy of atoms and molecules was growing, and reliable electronics for microwave measurements became available through development of radar systems used in the war. Thus, the stage was set for someone to turn these ideas into a real frequency standard.

The events surrounding the ensuing atomic-frequency-standards work at NBS are well chronicled by Forman [12]. In early 1948, Harold Lyons, Chief of the Bureau's Microwave Standards Section, along with several colleagues, began work on a frequency standard that used an ammonia absorption line at 23 870.1 MHz as its reference. By late summer of that year, the device was tested for the first time, and a press announcement of the development was made in January of 1949.

This clock (Fig. 2) consisted of a 100 kHz quartz oscillator that drove a frequency multiplier chain to develop the signal that probed the ammonia resonance in a waveguide absorption cell [13]. The uncertainty of the standard was 1 part in 10^7 . A second model of the ammonia standard was quickly developed. This device incorporated a servo system that corrected for drift in the quartz oscillator without affecting its short-term stability. The stability of this standard was 2 parts in 10^8 , comparable to that of the existing quartz standards.




Figure 2. The world's first atomic frequency standard (clock) as it appeared in January 1949. This frequency standard was transferred to the Smithsonian Museum, where it was displayed for several years in an exhibit on atomic timekeeping.

Neither the first nor the second model of this device was ever used extensively for frequency calibrations, which continued to be done using the quartz standards described above. The development of the ammonia clock was simply the first step into the era of atomic standards. During these early years, other atoms and molecules were considered as standards, but the key discussion was on the method to be used. For a variety of reasons the atomic-beam method gained favor and became the basis for the next standards.

Cesium-Beam Frequency Standards

Rabi's pioneering work on molecular beams [14] laid the foundation for the next generation of atomic frequency standards. These ideas were advanced substantially by Ramsey, and his method of successive oscillatory fields [15] (referred to in the literature as the method of separated oscillatory fields) would prove to be exceptionally useful.

In late 1948 NBS initiated a program to develop an atomic-beam standard, and engaged Kusch, a coworker of

Rabi, to act as a consultant on the development of this device. Again, this period of development is nicely described by Forman [12]. Kusch foresaw many of the design features now used in cesium-beam standards, and the Bureau's program progressed rapidly [6]. The cesium hyperfine lines were first observed in 1951 and the frequency of 9192.632 ± 0.002 MHz reported in 1952 (obtained using single-cavity excitation) was exceptionally close to the number eventually accepted. The experimental device, later called NBS-1, was converted to Ramsey excitation with a Ramsey cavity length of 55 cm, and the predicted increase in Q was observed.

Forman [12] describes problems at NBS that at this point caused the program to falter. In particular, budget cutbacks and an emphasis by Lyons on a second approach, which consumed at least half the resources of the group, brought progress to a standstill. A few years later the program and equipment, including the cesium standard, were transferred with the Central Radio Propagation Laboratory to Boulder. As a result of this general turmoil, and the excellent competitive work of the National Physical Laboratory (NPL) described below, NBS failed to capitalize on its successes. The first successful primary cesium standard would not be demonstrated by NBS.

Louis Essen of the NPL had followed the NBS work on atomic clocks quite closely and visited the Bureau on several occasions. Essen, who already had expertise in precision microwave measurements, received NPL funding for a development program in 1953, and in two years succeeded in building a reliable cesium-beam frequency standard [16]. Over the next several years, he collaborated with Markowitz of USNO on the measurement of the cesium resonance frequency, which was then reported as 9192.631770 ± 0.000020 MHz [17]. This was the number eventually accepted for use in redefining the second. It is interesting to note that the NPL standard on one side of the Atlantic was compared with the USNO astronomical measurements on the other side using common-view measurements of signals from NBS radio station WWV, which was then located on the East coast of the United States.

The NBS frequency standard, while considered to be operating occasionally at an uncertainty approaching 1 part in 10^{10} in the early 1950s, did not achieve reliable operation until well after it was moved to Boulder in 1954. It was completely rebuilt in 1958 and finally put into regular operation in 1959. NBS-2 was completed at about this same time and careful comparisons of these two standards showed agreement at a level of 1.5 parts in 10^{11} . The NPL program ended during this period. A second standard was under development to replace the original standard, but this was never completed. The key programs on frequency standards until 1995 became those at NBS/NIST, the National Research Council (NRC) in Canada, and the Physikalisch-Technische Bundesanstalt (PTB) in Germany, with the last of these achieving leadership in the later years of cesium-beam standards.

Over the next nearly 40 years, NBS/NIST constructed five additional cesium-beam frequency standards with uncertainties that decreased by better than a factor of 10 per decade. The entire sequence of seven NBS/NIST cesium-beam standards is shown in Fig. 3.




Figure 3. Photographs of the entire set of cesium-beam frequency standards produced and used by NBS/NIST during the period from 1950 to 2000. L_R is the length of the Ramsey cavity in each standard. NBS-6 was a modification of NBS-5 in which the Ramsey cavity was unchanged.

The development of the first five of these standards is described by Snyder and Bragaw [6]. The trend toward increased Ramsey-cavity length reflects an effort to increase the Q factor, which in turn makes it easier to locate the center of the resonance. The departures were NBS-4, which was developed jointly with Hewlett-Packard to study issues of stability, and NIST-7, which involved a radical change in state selection and state detection and used a digital servo system to more accurately locate the center of the resonance.

Aside from the benefits accruing from the increase in line Q associated with increasing the length of the Ramsey cavity, the improvements in accuracy of these standards can be traced primarily to better understanding and control of systematic frequency shifts. The large frequency shift associated with end-to-end cavity phase shift was virtually eliminated in NBS-5, NBS-6, and NIST-7 through the use of reversible beams. Of course, improvements in stability through the use of better quartz (local) oscillators and the reduction of noise to the atom shot-noise limit was also significant, since this allowed measurements at a given uncertainty to be made in a shorter period. NBS-6 used a two-beam (atoms in both the $F=3$ and $F=4$ levels) flop-in arrangement [18] to achieve an increase in signal level. This standard was really a major modification of NBS-5, and used the same Ramsey cavity.

NIST-7 represents the largest single departure in design through this series of standards [19]. Whereas Stern-Gerlach magnets had been traditionally used for state selection and detection, essentially deflecting (rejecting) atoms in unwanted states from the beam, NIST-7 used lasers to optically pump atoms into the desired ground state and for fluorescence detection of the states of atoms following Ramsey excitation. This was a simplifying change, which eliminated the transverse dispersion of atoms, wherein the slow and fast ones followed different trajectories because of the variation in the amount of deflection by the inhomogeneous magnetic fields. A unique Ramsey cavity was also developed to reduce the variation of microwave phase transverse to the atomic-beam direction and thus reduce the frequency shift due to this variation [20]. And of course, the development of digital servo methods substantially improved the performance and reliability. The best (lowest) uncertainty reported for NIST-7 was 5 parts in 10^{15} . This standard has now been replaced by the fountain standard described in the next section.

Cesium-Fountain Frequency Standards

While Zacharias developed the fountain concept in 1954 [21], it was not a practical option until atoms could be cooled by lasers. [Laser cooling of atoms is discussed as a separate topic in Section 3.] The first demonstration of the fountain concept was at Stanford University in 1989 [22] and the first primary frequency standard based on the idea was developed shortly thereafter by a group at the Laboratoire Primaire du Temps et Fréquences (LPTF) [23]. In this device atoms are trapped at the intersection of six orthogonal laser beams and are tossed vertically by slightly offsetting the frequencies of the vertical lasers and then turning all six lasers off. The atoms rise and fall through a single TE_{011} microwave cavity and

undergo state interrogation (laser fluorescence method) below the cavity.

The advantages of the method should be obvious. The atoms are now moving so slowly that the linewidth drops to ~ 1 Hz ($Q=10^{10}$). Systematic shifts are dramatically reduced and the end-to-end cavity phase shift disappears, since Ramsey excitation is achieved through a time separated passage (twice) of the atoms through the same microwave cavity.

While NIST, because of its lead role in the development of laser-cooling techniques, should have been in a good position to develop the first primary standard based on the concept, the separation of the neutral-atom-cooling program in Gaithersburg from the Time and Frequency Division in Boulder was not conducive to rapid adoption of the concept. In addition, NIST had already embarked on the development of NIST-7, and budgetary constraints would not have allowed for simultaneous development of two primary standards. In the end, the very great success of the LPTF fountain project made it clear that NIST would have to build a similar device and development was initiated in 1997.

The NIST cesium fountain, shown in Fig. 4 became operational at the end of 1999 [24]. The uncertainty for NIST-F1 is now 1.7×10^{-15} , a value comparable to the uncertainties of the fountains operated by LPTF and PTB. During the last year, a careful comparison of the fountains at PTB and NIST was made [25], and these were found to agree within their stated uncertainties. It appears that the fountain uncertainty, which is now limited primarily by the spin-exchange frequency shift, can be reduced by at least a factor of 3 to a level of 5×10^{-16} or below.




Figure 4. The NIST cesium-fountain primary frequency standard, NIST-F1.

Stored-Ion Frequency Standards

The key advantage of using stored ions for frequency standards is that they can be contained for long periods (hours to days and even weeks are common) with, in some cases, exceedingly small systematic frequency shifts. Also, very

long observation times (compared to those for the cesium standards) of the benignly trapped particles can produce very narrow resonance linewidths. Ramsey interrogation is accomplished by subjecting the ions to pairs of microwave pulses, and the linewidth is then inversely proportional to the time interval between the pulses. Because the ions are basically at rest, the end-to-end cavity phase shift of cesium-beam standards is absent, and there is no first-order Doppler shift.

The first prototype stored-ion frequency standard that exhibited a reasonably small uncertainty (1×10^{-13}) was a Be^+ ion standard operating at 303 MHz [26]. While this standard used a modest ion cloud ($\sim 10^4$ ions), the standards described below use only a few ions. Despite the small number of ions, very competitive stabilities have been achieved for a microwave-frequency standard using mercury ions [27]. Storage methods include both radio-frequency traps (called Paul traps), which use an ac electric field (and sometimes a combination of static and ac electric fields) to achieve confinement, and Penning traps, which confine ions using a combination of static electric and magnetic fields. Figure 5 shows an image of a single mercury ion stored in a Paul trap. A prototype frequency standard using a few $^{199}\text{Hg}^+$ ions stored in a linear rf trap to produce a 40.5 GHz frequency standard was demonstrated in 1997 [27], but work on this was halted when new concepts on optical standards started showing great promise.

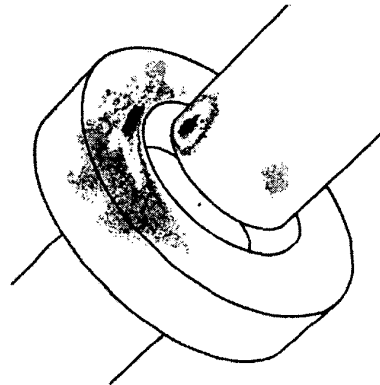


Figure 5. Ultra-violet image (negative) of a trapped ion. The small fluorescence at the center of the trap is from a single mercury ion contained in the Paul trap. The trap electrodes were added to this image, which also shows laser light scattered from surfaces of the electrodes.

The prototype optical frequency standard developed by the Stored Ion Group is based on the 282 nm (frequency of 1.06×10^{15} Hz) transition of $^{199}\text{Hg}^+$, which has a natural linewidth of 1.7 Hz. In implementing the standard, a linewidth of 6.7 Hz was realized [28]. This is the highest Q ever achieved in optical spectroscopy, and the potential accuracy of a standard with such characteristics is enormous. The key difficulties with such standards have been the problems of relating their outputs to the microwave region and of counting optical cycles. While optical-frequency synthesis methods had

been developed previously for measuring the speed of light and for realizations of the meter (see Section 4), these systems were large and cumbersome, and too complex for routine use with optical-frequency standards.

In the last several years the barriers facing optical-frequency standards have disappeared with the development of relatively simple optical combs [29, 30] that allow for accurate connection between the microwave and visible regions. In fact, this new method has provided the basis for the most accurate measurements ever made of optical frequencies [31] and the demonstration of a mercury optical frequency standard with an output in the microwave region [32].

This work clearly signals the development of a whole new generation of frequency standards with uncertainties and stabilities far exceeding those of even the best cesium-fountain standard. Of course, until the second is redefined in terms of another atom or ion, its realization cannot be any better than that done with the present cesium standards. Over the next few years, other atoms and ions will be studied at many laboratories to determine which, if any, might eventually replace cesium. International accord on such a change will naturally be needed before use of cesium is abandoned.

3. Laser Cooling of Atoms

I digress at this juncture to discuss the question of laser cooling of atoms, since the first cooling of ions, and then later neutral atoms, was done at NIST. Any history on frequency standards work at NIST must surely describe the events surrounding these developments.

The concept of radiation-pressure cooling of atoms was independently suggested in 1975 for the case of a gas of neutral atoms by Hänsch and Schawlow and for atomic ions bound in an electromagnetic trap by Wineland and Dehmelt. While the notion that momentum exchange from a counter-propagating photon could slow an individual atom was well understood, until this time no one had come up with a means for producing an aggregate cooling of a larger ensemble (a gas) of atoms. If all atoms of a hot gas of atoms absorb photons, then some will be heated and some cooled, and the ensuing equilibrium temperature is not lowered. The general feature of the cooling concepts is that a gas of atoms or ions can be cooled by assuring that photon absorption takes place preferentially when the atoms or ions are moving against the flow of photons from a laser.

In 1978, following these ideas, Wineland, Drullinger and Walls performed their seminal experiment [33] and demonstrated the very first radiation-pressure cooling below ambient temperature of any atomic species. The key to the experiment was the variation in photon absorption associated with the Doppler frequency shift. They used a collection of positive magnesium ions contained in an electromagnetic trap subjected to laser radiation near the ~ 280 nm resonance in the magnesium ion. When this laser radiation was tuned slightly below resonance, cooling to below 40 K was observed. For this particular tuning, those ions with motions opposing the laser radiation are Doppler-shifted toward resonance and are

more likely to absorb photons, thus slowing their motions. Ions moving away from the source are Doppler-shifted away from resonance and are thus less likely to absorb photons. Since the re-radiation from this excited state is symmetric, the net effect averaged over the ensemble of atoms is a cooling of the gas of ions.

The very next year, Wineland and Itano [34] published a paper providing the first detailed theoretical analysis of laser cooling, which served as the foundation for rapid development of this field. In ensuing years, they improved their methods and soon cooled ions to millikelvin temperatures.

The experimental demonstration of laser cooling of trapped ions stimulated the development of a number of ion-cooling groups around the world and encouraged others to attempt to cool neutral atoms. In fact, it was only a few years later (in 1982) that Phillips and his collaborators at NIST cooled a beam of neutral (sodium) atoms [35]. This first neutral atom cooling involved a fixed-frequency laser beam and a counter-propagating beam of atoms. The cooling transition was kept in resonance with the laser through a spatially varying magnetic field, which provided a changing Zeeman shift to compensate for the changing Doppler shift as the atoms decelerated. Simpler laser-cooling methods, developed subsequently, provided the basis for realization of the fountain frequency standard originally conceived by Zacharias.

4. The Speed of Light and the Meter

This is yet another digression, inserted at this point because NIST work in this area required accurate measurement of optical frequencies, and this represents an extension of primary frequency standards to the optical region (see especially the last paragraphs of Section 2).

NBS has had a long history of interest in the speed of light, and no doubt this interest contributed to the measurements described here [36]. As early as 1907, Rosa and Dorsey [37] determined the speed of light by measuring the ratio of the electrostatic to the electromagnetic capacity of a condenser. Over the ensuing years NBS developed still other methods to improve upon the accuracy of this important physical constant.

By the late 1960s, lasers stabilized in frequency to atomic and molecular resonances were becoming reliable research tools. These could be viewed as providing stable reference for either optical frequency or wavelength. This duality of frequency and length produced the suggestion that a simultaneous measurement of frequency and wavelength for the same laser would yield a very good measurement of the speed of light. At that time the wavelength of visible radiation could be measured fairly well, but no accurate methods for measuring visible frequencies were available. Conversely, where frequency could be measured quite well in the microwave to millimeter-wave region, wavelength measurements were problematic.

The measurement of the speed of light by NBS involved the development of a new method. The approach taken was to synthesize signals at progressively higher and higher fre-

quency using harmonic-generation-and-mixing (heterodyne) methods and to lock the frequency of a nearby oscillator or laser to the frequency of this synthesized signal [38]. Using this approach, a frequency-synthesis chain was constructed linking the microwave output of the cesium frequency standard to the optical region, and the group, led by Ken Evenson, directly measured the frequency of the 3.39 μm methane-stabilized, helium-neon laser. When the measurements were completed, the major limit on uncertainty was found to be the asymmetry of the krypton line then defining the meter. The experiment thus showed that the realization of the meter could be substantially improved through redefinition.

This careful measurement resulted in a reduction of the uncertainty of the speed of light by nearly a factor of 100. The methods developed at NIST were used in a number of other laboratories, and the experiments were repeated and improved to the point where it was generally agreed that this technology could form the basis for a new definition of the meter. An important remaining task was the accurate measurement of visible frequencies that could serve as more practical realizations of the proposed new definition. NBS contributed to this effort as well through measurement of the frequency of the 633 nm line of the iodine-stabilized helium-neon laser, as well as the 576 nm line in iodine [39].

These measurements, and similar measurements made at other laboratories around the world were the last ingredient needed to take up the redefinition of the meter. The new definition, accepted by the 17th Conference General du Poids et Mesures (BIPM) in 1983 [40] was quite simple and elegant: "The metre is the length of the path traveled by light in vacuum during a time interval of 1/299 792 458 of a second." A consequence of this definition is that the speed of light is now a defined constant, not to be measured again. Uncertainties now reside with the realization of the meter.

5. Dissemination of Timing Signals


Radio Broadcasts

While NBS standards for frequency were developed early in the history of the Bureau, strong motivation for dissemination of these standards did not arise until the advent of radio broadcasting. Early radio stations had problems controlling their broadcasts, and while many of these involved lack of control of frequency, there was an element of competition that resulted in powerful stations drowning out the broadcasts of nearby competitors. The problem of regulation was largely eliminated in 1927 with the creation of the Federal Radio Commission, which later became the Federal Communications Commission (FCC), but standards were needed to successfully implement the new regulations. In response to these needs, NBS began broadcasts (NBS radio station WWV) of standard frequencies in 1923 [41].

An editorial preceding the above article [41] in QST Magazine stated that: "Probably no radio station has ever rendered the American radio world so great a service as that of WWV in transmitting the standard wave signals. Before these signals began both broadcasting and amateur waves were un-

certain and often wavemeters disagreed violently. Since the signals began those in the East have been able to make precision calibration on their own wavemeters and to pass the information on into the West."


A detailed chronology of the development of the NBS radio broadcast stations is given by Snyder and Bragaw [6], so only a broad summary is presented here. The initial broadcasts emanated from atop the Radio Building at the Bureau's Van Ness site in Washington, DC. The station was moved to College Park, Maryland in 1931, and then to Beltsville, Maryland in 1932. Figure 6 shows these first three sites.



Van Ness Site
Washington, DC



College Park, Maryland



Beltsville,
Maryland

Figure 6. Early sites used for radio station WWV.

In 1948, a sister high-frequency (HF) station, WWVH, was established at Kehei, Maui, to provide signals to U.S. interests in the Pacific. This station was relocated in 1971 to the DOD Pacific Missile Range Facility at Barking Sands, Kauai, where it remains to this day (see site picture in Fig. 7). With the movement of radio-standards work to Boulder in the 1950s, a new location for the WWV broadcasts was established near Fort Collins, Colorado. Newer low-frequency (LF) broadcast stations originally occupied this site, but WWV was moved to the same site in 1966.

The earliest signals (1923) broadcast by WWV were simply standard carriers between 200 and 545 kHz, and these were not broadcast continuously. Rather, a schedule of broadcasts was published, and signal users could then pick up the signals of particular value to them. By 1924 the range of signal frequencies had been extended to 75 to 6000 kHz. In the 1930s standard frequencies of 5, 10, 15, and 20 MHz were added, and in 1935 a 1000 Hz modulation was added to the 5, 10, and 15 MHz broadcasts. At the request of several musical organizations, a periodic broadcast at 440 Hz (A above middle C) was added to facilitate calibration of musical instruments. In 1944 the Superintendent of the USNO authorized synchronization of the WWV time signals with those of the Observatory, and in 1945 time announcements in telegraphic code were initiated. These were changed to voice codes in 1950. Other announcements of public interest including geophysical alerts, marine storm warnings, and GPS status announcements were added later. The time signals now broadcast by all of the NIST radio stations are described in detail in a NIST Special Publication [42].




Figure 7. WWVH site on the island of Kauai.


In the 1950s the vagaries of propagation of the HF broadcast signals caused NBS to begin study of low frequency (LF) signals. An experimental station, KK2XEI, which became WWVB, began broadcasts at 60 kHz from the Boulder site in 1956. With 2 W of radiated power, the signal was received at Harvard University and elsewhere, and it became clear that the propagation at this frequency was less subject to loss and variation in delay due to ionospheric effects [43]. Studies of transmissions at 20 kHz from a station called WWVL were also undertaken from a site in Four-Mile Canyon near Boulder, where an antenna was stretched across the canyon from adjacent peaks. This experiment was also successful [44].

Motivated by these results, a major LF installation was developed at the site north of Fort Collins, and WWVB broadcasts were begun from that site in 1963. WWVL broadcasts were begun shortly thereafter from the same site. The WWVL broadcasts were always considered to be experimental, and were discontinued in 1972. The WWVL antenna was then configured to serve as a backup antenna for WWVB and in recent years WWVB has been expanded in power output through use of parallel broadcasting from the two antenna systems [45].

While the first signals broadcast from the Fort Collins site were in the LF region, NBS had always planned to relocate WWV to this same site, and on December 1, 1966 WWV broadcasts were terminated at the Beltsville site and initiated at the Fort Collins site. Figure 8 shows the WWV transmitter building as well as the WWVB antenna systems at the Fort Collins site.



WWV transmitter Building



WWVB Antennas

Figure 8. Facilities at the Fort Collins radio-station site.

A Satellite Time Service

In 1974 NBS began experimental time-code broadcasts from the NOAA (National Oceanographic and Atmospheric Administration) satellites known as Geostationary Operational Environmental Satellites (GOES) [46]. These very successful experiments showed that time could be transferred even more reliably and accurately across greater regions by satellite, and led to a memorandum of agreement between NBS and NOAA allowing for regular time broadcasts from both GOES East (75° West longitude) and GOES West (135° West longitude) satellites [47]. NBS developed experimental receivers for these broadcasts, and shortly thereafter, commercial versions of these receivers became available.

The GOES Time Code Service, which covers the Western hemisphere, proved to be especially useful to the electrical-power industry, which required timing for location of system faults and for synchronization of ac generators as power was moved from one power grid to another. The service continues to this day, although it will be terminated in the next few years, since it is being superseded by the Global Positioning System (GPS), which provides useful time signals worldwide.

Telephone and Internet Time Services

In 1988 NIST, in response to growing interest from computer users, developed the Automated Computer Time Service (ACTS) to deliver time digitally to computers [48]. A related

service had already been developed by the National Research Council (NRC) in Canada [49]. ACTS differs from the NRC system in that corrections for telephone-path delay are made in the transmission system rather than in the receiving system as done by the NRC. Not all users choose to use this feature, which reduces uncertainty to a few milliseconds through a measurement of the round-trip signal delay (signal is reflected by the user to NIST) and subsequent advancement of the time code. This assures near on-time arrival of the time signal. This service grew in usage to about 11000 calls per day, where it remains today.

Shortly following this success, Levine developed an Internet version of this service, which receives dramatically more time requests [50]. As of this writing, this service is accessed nearly 10^8 times per day, and the number of calls is increasing at a rate of better than 5 % per month. Because of new requirements for accurate time-and-date stamping of financial transactions, there is growing interest in commercially offered versions of these services, and NIST is working with several companies on this topic.

Some Services That Didn't Make It

Over the years NBS has studied, and even initiated, other services that either never became a reality or were run for a short period before being discontinued. The WWVL broadcast at 20 kHz, mentioned earlier in this section, is a good example of this. While this experimental broadcast was put into actual operation for several years, another effort, to create a satellite version of the NBS radio broadcasts (to be called WWVS), never quite flew.

WWVS was conceived in the 1970s and placed into budget requests for several years. NIST was later joined by the National Aeronautical and Space Administration (NASA), and the two agencies developed a Memorandum of Agreement (MOA) to develop the service. Planning for this service continued until 1977 when the Director of NBS terminated the MOA indicating that the "satellite service would place a significant additional financial burden on NBS..." and that the "satellite service would depend on the continued availability of suitable satellites which are primarily dedicated to other programs."

In yet another effort, recognizing that the oscillators used to control color television broadcasts were of unusually high stability, NBS introduced the idea of using common-view measurement of a certain portion of the television signal as a means for transferring frequency to users around the country [51]. While this method was no doubt used by many people, the mechanisms required to assure accurate traceability to NBS were never developed, so this never became a major service.

Finally, NBS studied the use of television for dissemination of time using a hidden code, which could be recovered by a decoder within the receiving television set [52]. With such decoder circuitry installed in every set, this would have provided a means for putting accurate time into every home and business in the country. The concept proceeded to allocation of an unused portion of the TV code for timing purposes, and

NBS established collaboration with several of the national television networks. However, as television broadcasting progressed technologically, allowances that were made for delay-transmissions of any given programming complicated the delivery of timing signals. Furthermore, NBS management never really supported the concept, so the idea died. However, NBS and people within the television industry did envision an unrelated application for the technology developed in this effort, and this idea, now called "Closed Captioning for the Hearing Impaired," was developed.

The first closed-caption television program was that of an episode of the *Mod Squad*. This captioning was done by NBS as a demonstration for the television industry. Interest grew quickly and collaboration over the next several years resulted in the first broadcasts of selected programs by ABC, NBC, and PBS in early 1980. At this time decoders also went on sale and the National Captioning Institute was established. This institute is still responsible for much captioning. In 1990, Congress passed a law requiring that all television sets (with screens of 13 inches or larger) sold in the United States after July 1, 1993 have the capability for displaying these captions. In recognition of this development the Academy of Television Arts and Sciences awarded an "Emmy" to NBS as well as their network partners, PBS and ABC, who were involved in development and proof of the concept.

6. Statistics, Metrology, and Time Scales

Statistical Characteristics of Clocks and Oscillators

In 1965 James Barnes and David Allan published a paper [53] describing the statistical difficulties associated with establishing a useful variance for quartz oscillators, which in the longer term have noise components with a $1/f$ dependence. They noted the lack of convergence for the traditional statistical measures, which assume a white-noise spectrum. This paper then proceeded to describe procedures that could be used to obtain useful results.

At the time of writing of this paper, Barnes was a senior staff member at NBS and Allan, who had joined the Division a few years earlier, was working closely with Barnes on the problem of characterizing oscillators. This was a sort of professor-student relationship, since Allan was then working on a master's degree at the University of Colorado. Barnes had been looking at second-difference methods for dealing with noise in oscillators, and Allan proceeded to look more closely at those methods. In 1966 Barnes and Allan published two independent papers (back to back) in the *Proceedings of the IEEE* [54,55]. The first of these, by Barnes [54], was "Atomic timekeeping and the statistics of precision signal generators," and among other items, it discussed the second-difference ideas developed to date. The second paper, by Allan [55], was "Statistics of Atomic Frequency Standards." This latter paper, which takes the final step to producing the two-sample "Allan" variance, is the one cited most frequently as the basis for this variance, but it is clear that Barnes also deserves some credit for the work. I present these comments here not to take any credit away from Allan, who was clever enough to syn-

thesize the new variance, but to give due credit to Barnes and to clarify the roles played by both in the work on this new statistical measure.

The successes of this variance in describing the performance of clocks and oscillators are well documented, and the Allan variance and related measures are routinely used in equipment specifications and in a wide range of research and development in the field. In fact, IEEE and international standards on the fundamental frequency and time metrology incorporating these measure have been written [56] and are widely used. Allan and Barnes later developed the “modified Allan variance,” which removes an ambiguity in distinguishing between white phase noise and flicker phase noise. In more recent years, Howe developed a method for increasing the confidence level in the long-term Allan-variance points [57], a very useful advance, since these are the most difficult points to take.

The Dual-Mixer Time-Difference Measurement System

While NBS/NIST has contributed substantially to a variety of measurement methods, this particular system is worthy of special note. The idea for the dual-mixer time-difference system (see Fig. 9) seems to have been introduced by Allan in 1975 [58], but its implementation in a highly automated fashion to support time-scale measurements was not completed until the early 1980’s [59].

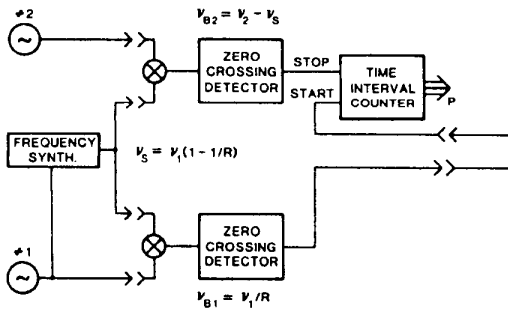


Figure 9. Dual-mixer time-difference measurement system.

The method combines the best features of the heterodyne measurement system, the frequency divider, and the dual-mixer measurement system. It has become the preferred solution where measurements of the highest stability are required.

Phase-Noise Measurements

In the 1980s aerospace systems with specifications on phase and amplitude noise near the carrier began to appear, and it seemed clear that narrow-band applications, where the information of interest is carried as a modulation, were growing rapidly. Since the measurement of phase noise is essentially that of characterizing an oscillator, it was natural for the Time and Frequency Division to initiate a program in this area. Fred Walls, with substantial support from various branches of the Department of Defense, began designing circuits and measurement systems for making such measure-

ments, and he produced NIST services and new measurement approaches that have contributed to improvements in measurement throughout the industry.

Walls developed a broadband modulator that could be easily tuned to pure amplitude modulation (AM) or pure phase modulation (PM). This modulator was capable of operating from dc to approximately 10 % of the carrier frequency with calibration errors much less than 1 dB. With this in hand, he developed systems that could accurately measure PM or AM noise from 5 MHz to 50 GHz at Fourier frequencies out to 10 % of the carrier frequency or 1 GHz (whichever was smaller) and which had measurement uncertainties on the order of 1 dB [60]. This work was later extended to 75 GHz and then 110 GHz. To meet requirements for *in situ* calibration of complete measurement systems, he developed a calibrated broadband noise source that could be switched in and out of a measurement, allowing the user to determine whether a given measurement procedure was yielding the right answer [61]. This system, shown in Fig. 10, is calibrated at NIST and shipped on loan to a user, who does not know the level of calibrated noise until after the measurement is made.




Figure 10. Portable phase noise standard.

With these measurement tools as a foundation, work in the program focused on improvements in the phase noise of critical circuits and succeeded in showing how to reduce PM and AM noise in systems such as bipolar-junction transistor amplifiers and other amplifiers [62] used in oscillator circuits. Substantial advances were also made in low-noise microwave synthesizers that are required for supporting advanced atomic frequency standards [63].

Time Scales

Time scales have played a major role at NIST, primarily because NBS/NIST has never tried to operate any of its primary frequency standards in a continuous manner. To support a primary frequency standard, measurements are made against a time scale, a separate ensemble of clocks with an averaged output that serves as a flywheel oscillator, which maintains a memory of the frequency of the primary standard. This time scale then provides a representation of the output of the primary standard. The time scale also serves as the working reference for all services.

The use of time scales for such purposes was probably influenced by two factors. First, it is often difficult to obtain

absolutely continuous operation with many primary standards, and this is particularly true with the present generation of cesium-fountain standards. A second factor in choosing this mode has to do with the evaluation process. There are a plethora of systematic effects that must be periodically evaluated to arrive at the “correct” frequency for a given standard, and NBS/NIST has taken the position that regular evaluation, involving interruption of operation of the standard, is a necessary part of proper operation of the standards. This philosophy differs markedly from that used by the Physikalisch-Technische Bundesanstalt (PTB) in Germany, where cesium-beam standards have been operated continuously over periods of years with great success. That different laboratories have chosen to operate in such diverse ways is probably a very useful, since the worst thing that can happen with primary standards (of any measurement quantity) is to follow a prescribed pattern. This is more likely to result in replication and propagation of errors.

The first published mention of an NBS time scale was in 1963 [64]. Several years later a time scale called NBS-A, which consisted of four quartz oscillators and one rubidium frequency standard, was identified and described [65]. This appeared to play a central role in maintaining the time-and-frequency data needed for all manner of services and operation of standards. By 1972 the NBS time scale was made up entirely of commercial atomic clocks, and more sophisticated statistical methods were being used to weight the clocks in the ensemble average [66]. With the installation of a substantial computer system to automate the scale, and the addition of more redundancy and power backup, the scale was then brought to a very high level of reliability [67]. The time scale has continued to evolve and now includes five hydrogen masers along with the cesium-beam standards. The hydrogen masers have played an especially important role in the process of evaluation of recent primary frequency standards [68].

Time Coordination

As primary frequency standards have become more accurate, the challenge of comparing standards in different countries has increased. Over the years techniques used to do this have included common-view observation of LORAN-C signals, physical transport of portable clocks between sites, common-view observation of GPS satellites, and the two-way exchange of signals through satellites.

In the mid 1980s, NBS developed a GPS receiver that was optimized for common-view measurements and demonstrated exceptionally good results (see Fig. 11) [69]. A number of these NBS devices, all of which were single-channel receivers, were produced and sent to key laboratories around the world. Initially, NBS handled coordination of schedules for common tracking by pairs of receivers, but when the BIPM found how valuable this could be to international time coordination, they took over operation and scheduling and continue to operate it as a major component of their coordination program [70].

While not the key leader in the area, NIST did play a role in improving the two-way time-transfer method [71] and has

used the method in the best-ever comparison of cesium-fountain frequency standards at NIST and the PTB [25]. Yet another effort in this area has been the use of the GPS carrier phase in common-view comparisons [72]. This technique, which is under study internationally, is not fully operational, but appears to perform with a transfer noise approaching that of the two-way method.

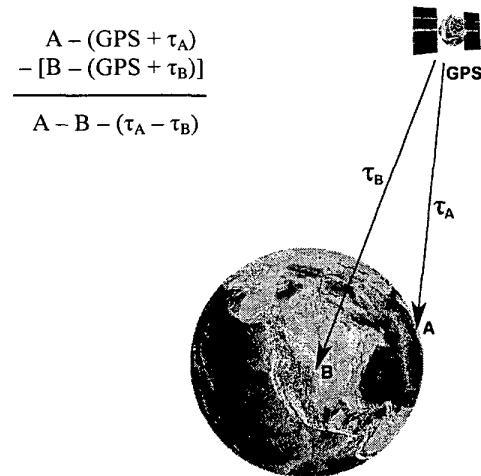


Figure 11. GPS common-view method. For a difference taken between clock comparisons made at A and B, the GPS clock drops out and the delays appear as a difference, thus eliminating common-mode delay elements.

7. Summary and Discussion

Those who have been a part of this program over the years could add substantially more material to this short history. I have necessarily had to pick topics to cover and some to omit. There is simply no way to deal with all of them here. And of course, the emphasis reflects my own views of the technology. A number of the main topics were obviously so central that they had to be treated, but I'm sure that I missed many other important developments. For example, I could have described NIST work on quantum logic, passive hydrogen masers, frequency spectroscopy measurements supporting upper-atmospheric studies, ranging experiments of value to geophysical research, studies of nonneutral plasmas as frequency standards, and many, many more projects. But there is a page limit in these proceedings, which is fast approaching, so further expansion will have to be done at another time.

I would be remiss if I didn't spend a few lines describing some of the excellent leadership that has been responsible in large measure for the development of this program. In this regard, I should start by saying that the most important of this leadership, the scientific and technical leadership, is not mentioned by name here. The creative ideas that really move an organization forward are developed over many hours in the laboratory and offices of the scientists who are really the backbone of the organization. However, managers/supervisors

are needed to keep the program more or less within bounds, to represent the program outside, and to serve as program proponents, arguing with still higher-level managers and budget analysts over the resources that are needed to operate and grow the program. It will be impossible to give credit to everyone who has fulfilled this necessary role, but I'll try to mention at least a few key people.

John Dellinger, who made the first NBS frequency measurements using wavemeter methods and headed the NBS Radio program for decades, is no doubt the key early figure in the program, although his responsibilities were generally broader than just time and frequency. He nonetheless played a major role in shaping the development of the frequency standards program and had an influence on the NBS development of radio timing signals. Of course, I have already mentioned Harold Lyons, who headed the effort that produced the first atomic clock. But a second key leader in this area, who receives less than adequate credit for his contributions is Richard Mockler, who came to NBS in 1954. Mockler managed to get the cesium-beam program going strongly following its period of malaise in the early 1950's, and during this period he wrote one of the best treatises of the day on cesium standards [73]. It was Mockler who hired Roger Beehler and Jim Barnes, both of whom went on to play leadership roles in the Division that had yet to be formed.

In 1967, following years of being part of a program on radio science and standards, NBS work on time and frequency was made into a Division with James Barnes as its first Chief. Barnes remained in this position for nearly 15 years before retiring. He was instrumental in shaping the Division in its early years. Hellmut Hellwig, who joined NBS in 1969, added emphasis on standards through his work in the areas of hydrogen masers and cesium standards. He became Chief of the Frequency and Time Standards Section and had a very strong influence on further enhancing programs in this area. Hellwig placed a great deal of emphasis on scientific excellence and hired, among others, Dave Wineland and Sam Stein. Hellwig left NBS for industry, and Sam Stein took over as Division Chief as Jim Barnes retired. Stein continued to place a stress on scientific excellence, but also placed an especially strong emphasis on upgrading the NBS time scales and on improving methods for international coordination of time scales. He assured substantial investment in the time scale facility before he left for industry in 1984.

On the strength of distributed technical leadership, the Division has progressed still further in recent years. Services are well targeted at applications in electronic commerce and other important industry sectors. The program on primary standards stands at a competitive level (although international competition in this area is escalating), and work on optical frequency synthesis and measurement has advanced rapidly. But what was true years ago remains true today. All NIST work in this technology involves synergistic interactions with and benefits from other major programs within the United States and the rest of the world. The NIST program stands together with a number of other strong programs elsewhere. None of these programs could thrive without the others.

8. References

- [1] R.E. Beehler, "A historical review of atomic frequency standards," *Proc. IEEE*, **55**, pp. 792-805 (1967).
- [2] N.F. Ramsey, "History of atomic clocks," *J. Res. Nat. Bur. Stand.*, **88**, pp. 301-320 (1983).
- [3] R.C. Cochrane, *Measures for Progress*, U.S. Government Printing Office, MP 275 (1966).
- [4] E. Passaglia, *A Unique Institution: The National Bureau of Standards, 1950-1969*, NIST Spec. Publ. 925 (1999).
- [5] J.F. Schooley, *Responding to National Needs*, NIST Spec. Publ. 955 (2000).
- [6] W.F. Snyder and C.L. Bragaw, *Achievement in Radio*, NBS Spec. Publ. 555, pp. 243-313 (1986).
- [7] J.E. Haswell, *Horology*, Chapman and Hall, London (1928).
- [8] R.E. Gould, "Testing of timepieces," *NBS Circular C432*, (1941).
- [9] J.H. Dellinger, "Reducing the guesswork in tuning," *Radio Broadcast*, **3**, pp. 137-149 (1923).
- [10] E.L. Hall, V.E. Heaton and E.G. Lapham, "The national primary standard of radio frequency," *J. Res. Natl. Bur. Stand.*, **14**, pp. 85-98 (1935).
- [11] W.F. Snyder, "Lord Kelvin on atoms as fundamental natural standards," *IEEE Trans. Instrum. Meas.*, **IM-22**, p. 99 (1973).
- [12] P. Forman, "The first atomic clock program: NBS, 1947-1954," *Proc. Ann. PTTI Meeting*, available from the USNO Time Service, pp. 1-17 (1985).
- [13] H. Lyons, "The atomic clock," *Instruments*, **22**, pp. 133-135 (1949).
- [14] I.I. Rabi, S. Millman, P. Kusch and J.R. Zacharias, "The molecular beam resonance method for measuring nuclear magnetic moments," *Phys. Rev.*, **55**, 526-535 (1939). for a general discussion of the method, see N.F. Ramsey, *Molecular Beams*, Clarendon Press, Oxford (1956).
- [15] N.F. Ramsey, "The method of successive oscillatory fields," *Physics Today*, **33**, pp. 25-30 (1980).
- [16] L. Essen and J.V.L. Parry, "Atomic standard of frequency and time interval," *Nature*, **176**, pp. 280-282 (1955).
- [17] W. Markowitz, R.G. Hall, L. Essen, and J.V.L. Parry, "Frequency of cesium in terms of ephemeris time," *Phys. Rev. Lett.*, **1**, pp. 105-107 (1958).
- [18] D.J. Glaze, H.W. Hellwig, D.W. Allan, and S. Jarvis, Jr., "NBS-4 and NBS-6: The NBS primary frequency standards," *Metrologia*, **13**, pp. 17-28 (1977).
- [19] R.E. Drullinger, D.J. Glaze, J.P. Lowe, and J.H. Shirley, "The NIST optically pumped cesium frequency standard," *IEEE Trans. Instrum. Meas.*, **40**, pp. 162-164 (1991).
- [20] A. DeMarchi, J. Shirley, D.J. Glaze, and R.E. Drullinger, "A new cavity configuration for cesium beam

- primary frequency standards," *IEEE Trans. Instrum. Meas.*, **37**, pp. 185-190 (1988).
- [21] J.R. Zacharias, "Precision measurements with molecular beams," *Phys. Rev.*, **94**, pp. 751-751 (1954).
- [22] M. Kasevich, E. Riis, S. Chu and R. De Voe, "rf spectroscopy in an atomic fountain," *Phys. Rev. Lett.* **63**, pp. 612-615 (1989).
- [23] A. Clairon, S. Ghezali, G. Santarelli, Ph. Laurent, S.N. Lea, M. Bahoura, E. Simon, S. Weyers and K. Szymaniec, "Preliminary accuracy evaluation of a cesium fountain frequency standard," in *Proc. 5th Symp. on Freq. Standards and Metrology*, J.C. Bergquist, editor, World Scientific, London, pp. 49-59 (1996).
- [24] S.R. Jefferts, D. M. Meekhof, J.H. Shirley, T.E. Parker, and F. Levi, Preliminary accuracy evaluation of a cesium fountain primary frequency standard at NIST, in *Proc. Joint Meeting of EFTF and IEEE FCS*, IEEE Cat. No. 99CH36313, 12-15 (1999).
- [25] T. Parker, P. Hetzel, S. Jefferts, S. Weyers, L. Nelson, A. Bauch, and J. Levine, "First comparison of remote cesium fountains," in these proceedings (2001 *IEEE FCS*).
- [26] J.J. Bollinger, D.J. Heinzen, W.M. Itano, S.L. Gilbert and D.J. Wineland, "A 303 MHz frequency standard based on trapped Be^+ ions," *IEEE Trans. Instrum. Meas.*, **40**, pp. 126-128 (1991).
- [27] D.J. Berkeland, J.D. Miller, J.C. Bergquist, W.M. Itano and D.J. Wineland, "Laser-cooled mercury ion frequency standard," *Phys. Rev. Lett.*, **80**, pp. 2089-2092 (1998).
- [28] R.J. Rafac, B.C. Young, J.A. Beall, W.M. Itano, D.J. Wineland, and J.C. Bergquist, "Sub-dekahertz ultraviolet spectroscopy of $^{199}\text{Hg}^+$," *Phys. Rev. Lett.*, **85**, pp. 2462-2465 (2000).
- [29] Th. Udem, J. Reichert, R. Holzwarth, and T.W. Hänsch, "Accurate measurement of large optical frequency differences with a mode-locked laser," *Opt. Lett.*, **24**, pp. 881-883 (1999).
- [30] S.A. Diddams, D.J. Jones, J. Ye, S.T. Cundiff, and J.L. Hall, "Direct link between microwave and optical frequencies with a 300 THz optical comb," *Phys. Rev. Lett.*, **84**, pp. 5102-5105 (2000).
- [31] Th. Udem, S.A. Diddams, K.R. Vogel, C.W. Oates, E.A. Curtis, W.D. Lee, W.M. Itano, R.E. Drullinger, J.C. Bergquist, and L. Hollberg, "Absolute frequency measurements of the Hg^+ and Ca optical clock transitions with a femtosecond laser," *Phys. Rev. Lett.*, **86**, pp. 4996-4999 (2001).
- [32] S.A. Diddams, Th. Udem, J.C. Bergquist, E.A. Curtis, R.E. Drullinger, L. Hollberg, W.M. Itano, W.D. Lee, C.W. Oates, D.R. Vogel, and D.J. Wineland, "*Science*, to be published (2001).
- [33] D.J. Wineland, R.E. Drullinger, and F.L. Walls, "Radiation-pressure cooling of bound resonant absorbers," *Phys. Rev. Lett.*, **40**, pp. 1639-1642 (1978).
- [34] D.J. Wineland and W.M. Itano, "Laser cooling of atoms," *Phys. Rev.*, **A20**, 1521-1540 (1979).
- [35] W.D. Phillips and H.J. Metcalf, "Laser deceleration of an atomic beam," *Phys. Rev. Lett.*, **48**, pp. 596-600 (1982).
- [36] K.M. Evenson, J.S. Wells, F.R. Petersen, B.L. Danielson, G.W. Day, R.L. Barger, and J.L. Hall, "Speed of light from direct frequency and wavelength measurements of the methane-stabilized laser," *Phys. Rev. Lett.*, **29**, pp. 1346-1349 (1972).
- [37] E.B. Rosa and N.E. Dorsey, "A new determination of the ratio of the electromagnetic to the electrostatic unit of electricity – the speed of light constant," *Bulletin of the Bureau of Standards*, **3**, pp. 433-604 and "A comparison of the various methods of determining the ratio of the electromagnetic to the electrostatic unit of electricity," *Bulletin of the Bureau of Standards*, **3**, pp. 605-622 (1907).
- [38] D.A. Jennings, C.R. Pollock, F.R. Petersen, R.E. Drullinger, K.M. Evenson, and J.S. Wells, "Direct frequency measurement of the I_2 -stabilized He-Ne 473-THz (633-nm) laser," *Optics Lett.*, **8**, 136-138 (1983).
- [39] C.R. Pollock, D.A. Jennings, F.R. Petersen, J.S. Wells, R.E. Drullinger, E.C. Beatty and K.M. Evenson, "Direct frequency measurements of transitions at 520 THz (576 nm) in iodine and 260 THz (1.15 m) in neon," *Optics Lett.*, **8**, 133-135 (1983).
- [40] "Documents concerning the new definition of the metre," *Metrologia*, **19**, 163-174 (1984).
- [41] H.J. Walls, "The standard-frequency set at WWV," *QST*, **8**, pp. 9-12 (1924).
- [42] R.E. Beehler and M.A. Lombardi, "NIST time and frequency services," *NIST Special Publication 432* (Revised 1990).
- [43] "Experimental standard-frequency broadcast at 60 kilocycles," *Nat. Bur. Stand. Tech. News Bull.*, **41**, pp. 99-100 (1957).
- [44] "New standard frequency broadcasts," *Nat. Bur. Stand. Tech. News Bull.*, **44**, pp. 120-122 (1960).
- [45] M. Deutch, W. Hanson, G. Nelson, C. Snider, D. Sutton, W. Yates, P. Hansen, and B. Hopkins, "WWVB improvements: New power from an old timer," *Proc. 31st Ann. PTTI Meeting*, available from the USNO Time Service, pp. 523-535 (1999).
- [46] R.L. Easton, L.C. Fisher, D.W. Hanson, H.W. Hellwig, and L.J. Rueger, "Dissemination of time and frequency by satellite," *Proc. IEEE*, **64**, pp. 1482-1493 (1976).
- [47] D.W. Hanson, D.D. Davis, and J.V. Cateora, "NBS time to the western hemisphere by satellite," *Radio Science*, **14**, pp. 731-740 (1979).
- [48] J. Levine, M. Weiss, D.D. Davis, D.W. Allan, and D.B. Sullivan, "The NIST automated computer time service," *J. Res. NIST*, **94**, 311-321 (1989).
- [49] D. Jackson and R.J. Douglas, "A telephone-based time dissemination system," *Proc. 18th Ann. PTTI Meeting*, available from USNO Time Service, pp. 541-553 (1986).

- [50] J.L. Levine, Time synchronization using the Internet, *IEEE Trans. UFFC*, **45**, pp. 450-460 (1998).
- [51] D.D. Davis, "Calibrating crystal oscillators with TV color-reference signals," *Electronics*, **48**, pp. 107-112 (1975).
- [52] D.D. Davis, J.L. Jespersen, and G. Kamas, "The use of television signals for time and frequency distribution," *Proc. IEEE*, **58**, pp. 931-933 (1970), and D.A. Howe, "Nationwide precise time and frequency distribution utilizing an active code within network television broadcasts," *IEEE Trans. Instrum. Meas.*, **IM-21**, pp. 263-276 (1972).
- [53] J.A. Barnes and D.W. Allan, "Effects of long-term stability on the definition and measurement of short-term stability," *IEEE-NASA Symp. on the Definition and Measurement of Short-Term Frequency Stability*, NASA SP-80, pp. 119-123 (1965).
- [54] J.A. Barnes, "Atomic timekeeping and the statistics of precision signal generators," *Proc. IEEE*, **54**, pp. 207-220 (1966).
- [55] D.W. Allan, "Statistics of atomic frequency standards," *Proc. IEEE*, **54**, pp. 221-230 (1966).
- [56] see papers in "Characterization of Clocks and Oscillators," *NIST Technical Note*, TN-1337, edited by D.B. Sullivan, D.W. Allan, D.A. Howe, and F.L. Walls (1990). The IEEE standard included in this volume was updated in 1999, and a draft of the revision is contained in E.S. Ferre-Pikal, J.R. Vig, J.C. Camparo, L.S. Cutler, L. Maleki, W.J. Riley, S.R. Stein, C. Thomas, F.L. Walls, and J.D. White, "Draft revision of IEEE std 1139-1988 standard definitions of physical quantities for fundamental frequency and time metrology – random instabilities," *Proc. 1997 IEEE Int. Freq. Control Symp.*, IEEE Cat. No. 97CH36016, pp. 338-357 (1997).
- [57] D.A. Howe, "The total deviation approach to long-term characterization of frequency stability," *IEEE Trans. UFFC*, **47**, pp. 1102-1110 (2000).
- [58] D.W. Allan, "The measurement of frequency and frequency stability of precision oscillators," *NBS Technical Note* TN-669 (1975).
- [59] S. Stein, D. Glaze, J. Levine, J. Gray, D. Hilliard, D. Howe, and L.A. Erb, "Automated high-accuracy phase measurement system," *IEEE Trans. Instrum. Meas.*, **IM-32**, pp. 227-231 (1983).
- [60] F.L. Walls and E.S. Ferre-Pikal, "Measurement of frequency, phase noise and amplitude noise," *Wiley Encyclopedia of Electrical and Electronics Engineering*, pp. 459-473 (1999).
- [61] F.L. Walls, "Secondary standard for PM and AM noise at 5, 10, and 100 MHz," *IEEE Trans. Instrum. Meas.*, **42**, pp. 136-143 (1993).
- [62] E.S. Ferre, L.M. Nelson, F.G. Ascarrunz, and F.L. Walls, "Relationship of AM and PM noise in selected rf and microwave oscillators," *Proc. 12th Int. Conf. on Noise in Physical Systems and Its Fluctuations*, AIP Conf. Proc. 285, pp. 611-614 (1993).
- [63] A. Sen Gupta, D. Popovic, and F.L. Walls, "Cs frequency synthesis: A new approach," *IEEE Trans. UFFC*, **47**, pp. 475-479 (2000).
- [64] J. Newman, L. Fey and W.R. Atkinson, "A comparison of two independent atomic time scales," *Proc. IEEE*, **51**, pp. 498-499 (1963).
- [65] J.A. Barnes, D.H. Andrews, and D.W. Allan, "The NBS-A time scale – its generation and dissemination," *IEEE Trans. Instrum. Meas.*, **IM-14**, pp. 228-232 (1965).
- [66] D.W. Allan, J.E. Gray, and H.E. Machlan, "The National Bureau of Standards atomic time scales: Generation, dissemination, stability, and accuracy," *IEEE Trans. Instrum. Meas.*, **IM-21**, pp. 388-391 (1972).
- [67] D.W. Allan, D.J. Glaze, J.E. Gray, R.H. Jones, J. Levine, and S.R. Stein, "Recent improvements in the atomic time scales of the National Bureau of Standards," *Proc. 15th Ann. PTTI Meeting*, available from the USNO Time Service, pp. 29-40 (1983).
- [68] T.E. Parker and J. Levine, "Impact of new high stability frequency standards on the performance of the NIST AT1 time scale," *IEEE Trans. UFFC*, **44**, pp. 1239-1244 (1997).
- [69] M.A. Weiss and D.W. Allan, "An NBS calibration procedure for providing time and frequency at a remote site by weighting and smoothing of GPS common-view data," *IEEE Trans. Instrum. Meas.*, **IM-36**, pp. 572-578 (1987).
- [70] W. Lewandowski, G. Petit, and C. Thomas, "Precision and accuracy of GPS time transfer," *IEEE Trans. Instrum. Meas.*, **42**, pp. 474-479 (1993).
- [71] D.A. Howe, D.W. Hanson, J.L. Jespersen, M.A. Lombardi, W.J. Klepecynski, P.J. Wheeler, M. Miranian, W. Powell, J. Jeffries, and A. Meyers, "NIST-USNO time comparisons using two-way satellite time transfers," *43rd Ann. Symp. on Frequency Control*, IEEE Cat. No. 89CH2690-9, pp. 193-198 (1989).
- [72] K.M. Larson, J. Levine, L. Nelson, and T. Parker, "Assessment of GPS carrier-phase stability for time-transfer applications," *IEEE Trans. UFFC*, **47**, pp. 484-494 (2000).
- [73] R.C. Mockler, "Atomic beam frequency standards," in *Advances in electronics and Electron Physics*, **15**, pp. 1-71 (1962).