

# State Injury Profile for Nebraska



## The CDC State Injury Profiles

Gathering and sharing reliable data about the broad range of public health problems is among the many ways the Centers for Disease Control and Prevention protect the safety and health of Americans.

Policy makers and health care workers need access to the best, most current data available so they can make informed decisions about where to allocate limited resources to prevent diseases and injuries. Yet, many people find statistics difficult to understand and interpret. This State Injury Profile offers an easier way to look at statistics. Through maps and graphs, the Profile clearly shows how this state compares with others in the nation and what injury problems are most pressing.

CDC's National Center for Injury Prevention and Control gathers data about a broad range of intentional and unintentional injuries or what many people call 'violence' and 'accidents.' Injuries affect everyone. Injury is the leading cause of death for all Americans ages one to 34, and injury remains one of the leading causes of death, no matter how long someone may live.

Maps and graphs in this State Injury Profile show this state's death rates from in falls, poisoning, drowning, suffocation, fires and burns, suicide, homicide, traumatic brain injury and injuries related to firearms. The graphics show how this state compares with others and with mortality rates in the United States as a whole. You will also find a table showing the Ten Leading Causes of Death for the United States and for this state. **New this year** is a county-by-county map showing locations with higher death rates for each type of injury.

In addition to injury data, you'll also find a list of all CDC-funded injury prevention and research programs in this state for 2001.

---

### DEPARTMENT OF HEALTH AND HUMAN SERVICES

Centers for Disease Control and Prevention  
National Center for Injury Prevention and Control

## **To learn more**

After you page through the State Injury Profile, if you want to know more, CDC has made it easy for you to find additional information about any injury and public health. Simply visit [www.cdc.gov/ncipc](http://www.cdc.gov/ncipc). Or call the CDC National Center for Injury Prevention and Control, Office of Planning, Evaluation and Legislation at 1-770-488-4936.

These other resources offered or funded by the CDC may also interest you:

### **General information about injury in America**

Customized data reports, [www.cdc.gov/ncipc/wisqars](http://www.cdc.gov/ncipc/wisqars)

Consumer facts and tip sheets, [www.cdc.gov/ncipc/safeusa](http://www.cdc.gov/ncipc/safeusa) or call the SafeUSA hotline toll free at 1-800-252-7751.

### **Intentional Injury**

National Resource Center on Domestic Violence, 1-800-537-2238

National Sexual Violence Resource Center, [www.nsvrc.org](http://www.nsvrc.org), or call 1-877-739-3895

National Violence Against Women Prevention Research Center, [www.violenceagainstwomen.org](http://www.violenceagainstwomen.org), or call 1-843-792-2945

National Youth Violence Prevention Resource Center, [www.safeyouth.org](http://www.safeyouth.org), or call 1-866-SAFEYOUTH (723-3968)

Violence Against Women Electronic Network (VAWnet), [www.vawnet.org](http://www.vawnet.org), or call 1-800-537-2238

### **Unintentional Injury**

National Program for Playground Safety, [www.uni.edu/playground](http://www.uni.edu/playground), or call 1-800-554-PLAY (7529)

National Resource Center on Aging and Injury, [www.olderadultinjury.org](http://www.olderadultinjury.org), or call 1-619-594-0986

# **State Injury Profile for Nebraska 1989-1998**

---

SAFER·HEALTHIER·PEOPLE™

# United States

## 10 Leading Causes of Deaths by Age Group: 1996-1998

Rank	Age Groups										Total
	<1	1-4	5-9	10-14	15-24	25-34	35-44	45-54	55-64	65+	
1	Congenital Anomalies 18,771	Unintentional Injuries 6,087	Unintentional Injuries 4,666	Unintentional Injuries 5,392	Unintentional Injuries 40,525	Unintentional Injuries 37,468	Malignant Neoplasms 51,170	Malignant Neoplasms 135,803	Malignant Neoplasms 260,166	Heart Disease 1,824,785	Heart Disease 2,185,194
2	Short Gestation 11,928	Congenital Anomalies 1,791	Malignant Neoplasms 1,557	Malignant Neoplasms 1,514	Homicide 18,200	Suicide 16,898	Unintentional Injuries 43,925	Heart Disease 105,367	Heart Disease 198,361	Malignant Neoplasms 1,150,087	Malignant Neoplasms 1,620,642
3	SIDS 8,863	Malignant Neoplasms 1,227	Congenital Anomalies 662	Suicide 918	Suicide 12,679	Homicide 15,068	Heart Disease 40,037	Unintentional Injuries 31,208	Bronchitis Emphysema Asthma 30,317	Cerebro-vascular 419,998	Cerebro-vascular 478,181
4	Respiratory Distress Synd. 3,958	Homicide 1,194	Homicide 523	Homicide 908	Malignant Neoplasms 4,976	HIV 14,953	HIV 26,456	Cerebro-vascular 17,196	Cerebro-vascular 29,005	Bronchitis Emphysema Asthma 283,777	Bronchitis Emphysema Asthma 327,640
5	Maternal Complications 3,836	Heart Disease 643	Heart Disease 413	Congenital Anomalies 613	Heart Disease 3,124	Malignant Neoplasms 13,837	Suicide 20,308	Liver Disease 16,797	Diabetes 25,504	Pneumonia & Influenza 235,529	Unintentional Injuries 288,427
6	Placenta Cord Membranes 2,870	Pneumonia & Influenza 494	Pneumonia & Influenza 218	Heart Disease 560	Congenital Anomalies 1,252	Heart Disease 9,843	Homicide 11,138	Suicide 14,916	Unintentional Injuries 21,316	Diabetes 142,639	Pneumonia & Influenza 262,047
7	Perinatal Infections 2,348	Septicemia 245	HIV 194	Bronchitis Emphysema Asthma 287	HIV 883	Cerebro-vascular 2,068	Liver Disease 10,518	Diabetes 12,979	Liver Disease 15,844	Unintentional Injuries 95,191	Diabetes 189,154
8	Unintentional Injuries 2,323	HIV 233	Bronchitis Emphysema Asthma 159	Pneumonia & Influenza 180	Bronchitis Emphysema Asthma 677	Diabetes 1,903	Cerebro-vascular 8,159	HIV 12,892	Pneumonia & Influenza 11,228	Alzheimer's Disease 65,647	Suicide 92,013
9	Pneumonia & Influenza 1,358	Perinatal Period 210	Benign Neoplasms 134	Cerebro-vascular 140	Pneumonia & Influenza 638	Pneumonia & Influenza 1,633	Diabetes 5,622	Bronchitis Emphysema Asthma 8,467	Suicide 8,834	Nephritis 65,296	Nephritis 75,817
10	Intrauterine Hypoxia 1,341	Benign Neoplasms 188	Cerebro-vascular 102	HIV 139	Cerebro-vascular 533	Liver Disease 1,592	Pneumonia & Influenza 4,255	Pneumonia & Influenza 6,493	Septicemia 5,704	Septicemia 54,428	Liver Disease 75,414

### United States Total Number of Injury Deaths

Cause	Deaths	Percent
Unintentional Injury	288,427	65.6%
Intentional	151,102	34.4%
<b>Total (1996-1998)</b>	<b>439,529</b>	<b>100.0%</b>

Average Number of Injury Deaths per Year  
In the United States = **146,510**

# Nebraska

## 10 Leading Causes of Deaths by Age Group: 1996-1998

Rank	Age Groups										Total
	<1	1-4	5-9	10-14	15-24	25-34	35-44	45-54	55-64	65+	
1	Congenital Anomalies 133	Unintentional Injuries 35	Unintentional Injuries 38	Unintentional Injuries 48	Unintentional Injuries 264	Unintentional Injuries 204	Malignant Neoplasms 253	Malignant Neoplasms 732	Malignant Neoplasms 1,389	Heart Disease 12,793	Heart Disease 14,673
2	SIDS 77	Congenital Anomalies 8	Malignant Neoplasms 9	Malignant Neoplasms 11	Suicide 99	Suicide 103	Unintentional Injuries 235	Heart Disease 517	Heart Disease 1,055	Malignant Neoplasms 7,328	Malignant Neoplasms 9,841
3	Short Gestation 47	Malignant Neoplasms 7	Congenital Anomalies 2	Suicide 7	Homicide 59	Malignant Neoplasms 74	Heart Disease 219	Unintentional Injuries 202	Bronchitis Emphysema Asthma 194	Cerebrovascular 3,106	Cerebrovascular 3,400
4	Maternal Complications 31	Homicide 7	Bronchitis Emphysema Asthma 1	Bronchitis Emphysema Asthma 5	Malignant Neoplasms 37	Heart Disease 45	Suicide 124	Cerebrovascular 84	Cerebrovascular 148	Bronchitis Emphysema Asthma 2,092	Bronchitis Emphysema Asthma 2,359
5	Respiratory Distress Synd. 31	Heart Disease 5	Cerebrovascular 1	Heart Disease 5	Heart Disease 17	HIV 38	HIV 48	Suicide 83	Unintentional Injuries 126	Pneumonia & Influenza 1,628	Unintentional Injuries 1,990
6	Placenta Cord Membranes 19	Pneumonia & Influenza 3	Heart Disease 1	Congenital Anomalies 3	Congenital Anomalies 9	Homicide 35	Cerebrovascular 44	Diabetes 56	Diabetes 92	Unintentional Injuries 827	Pneumonia & Influenza 1,748
7	Perinatal Infections 15	Septicemia 3	Hernia 1	Homicide 3	Bronchitis Emphysema Asthma 8	Diabetes 12	Liver Disease 41	Liver Disease 50	Liver Disease 54	Diabetes 804	Diabetes 986
8	Intrauterine Hypoxia 13	HIV 2	Pneumonia & Influenza 1	Pneumonia & Influenza 2	Diabetes 4	Pneumonia & Influenza 10	Homicide 31	Bronchitis Emphysema Asthma 34	Suicide 49	Alzheimer's Disease 624	Alzheimer's Disease 630
9	Neonatal Hemorrhage 11	5 Tied	Homicide 1	3 Tied	Cerebrovascular 3	Liver Disease 7	Pneumonia & Influenza 19	Pneumonia & Influenza 30	Pneumonia & Influenza 46	Atherosclerosis 596	Atherosclerosis 615
10	Unintentional Injuries 11	5 Tied		3 Tied	HIV 3	2 Tied	Diabetes 18	HIV 22	Nephritis 25	Nephritis 496	Suicide 569

### Nebraska Total Number of Injury Deaths

<u>Cause</u>	<u>Deaths</u>	<u>Percent</u>
Unintentional Injury	1,990	72.9%
Intentional Injury	740	27.1%
<b>Total (1996-1998)</b>	<b>2,730</b>	<b>100.0%</b>

Average Number of Injury Deaths per Year  
In Nebraska = **910**

# 1996-1998 Leading Causes of Death

## Unintentional Injury

### United States Unintentional Injury

<u>Cause</u>	<u>Deaths</u>	<u>Percent</u>
MV Traffic	127,053	44.1%
Fall	35,745	12.4%
Poisoning	30,474	10.6%
Suffocation	13,325	4.6%
Drowning	12,416	4.3%
Fire/Burn	10,809	3.7%
Other Causes	<u>58,605</u>	<u>20.3%</u>
	<b>288,427</b>	<b>100.0%</b>

### Nebraska Only Unintentional Injury

<u>Cause</u>	<u>Deaths</u>	<u>Percent</u>
MV Traffic	913	45.9%
Fall	364	18.3%
Suffocation	101	5.1%
Poisoning	70	3.5%
Drowning	54	2.7%
Other Causes	<u>488</u>	<u>24.5%</u>
	<b>1,990</b>	<b>100.0%</b>

## Intentional Injury

### United States Suicide

<u>Cause</u>	<u>Deaths</u>	<u>Percent</u>
Firearm	53,156	57.8%
Suffocation	16,469	17.9%
Poisoning	15,280	16.6%
Other Causes	<u>7,108</u>	<u>7.7%</u>
	<b>92,013</b>	<b>100.0%</b>

### Nebraska Only Suicide

<u>Cause</u>	<u>Deaths</u>	<u>Percent</u>
Firearm	330	58.0%
Poisoning	116	20.4%
Suffocation	100	17.6%
Other Causes	<u>23</u>	<u>4.0%</u>
	<b>569</b>	<b>100.0%</b>

### United States Homicide and Legal Intervention

<u>Cause</u>	<u>Deaths</u>	<u>Percent</u>
Firearm	39,951	67.6%
Cut/Pierce	6,955	11.8%
Suffocation	2,147	3.6%
Other Causes	<u>10,036</u>	<u>17.0%</u>
	<b>59,089</b>	<b>100.0%</b>

### Nebraska Only Homicide and Legal Intervention

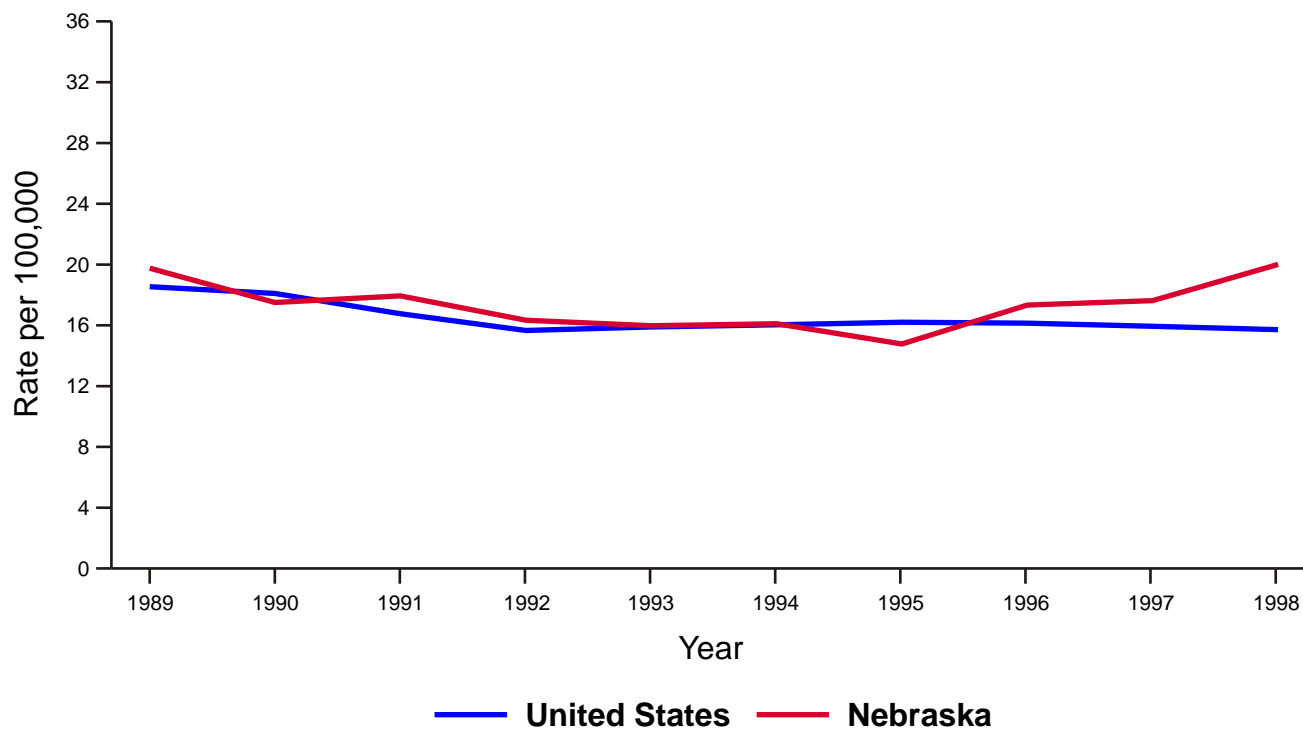
<u>Cause</u>	<u>Deaths</u>	<u>Percent</u>
Firearm	108	63.2%
Cut/Pierce	19	11.1%
Suffocation	3	1.8%
Other Causes	<u>41</u>	<u>24.0%</u>
	<b>171</b>	<b>100.1%</b>



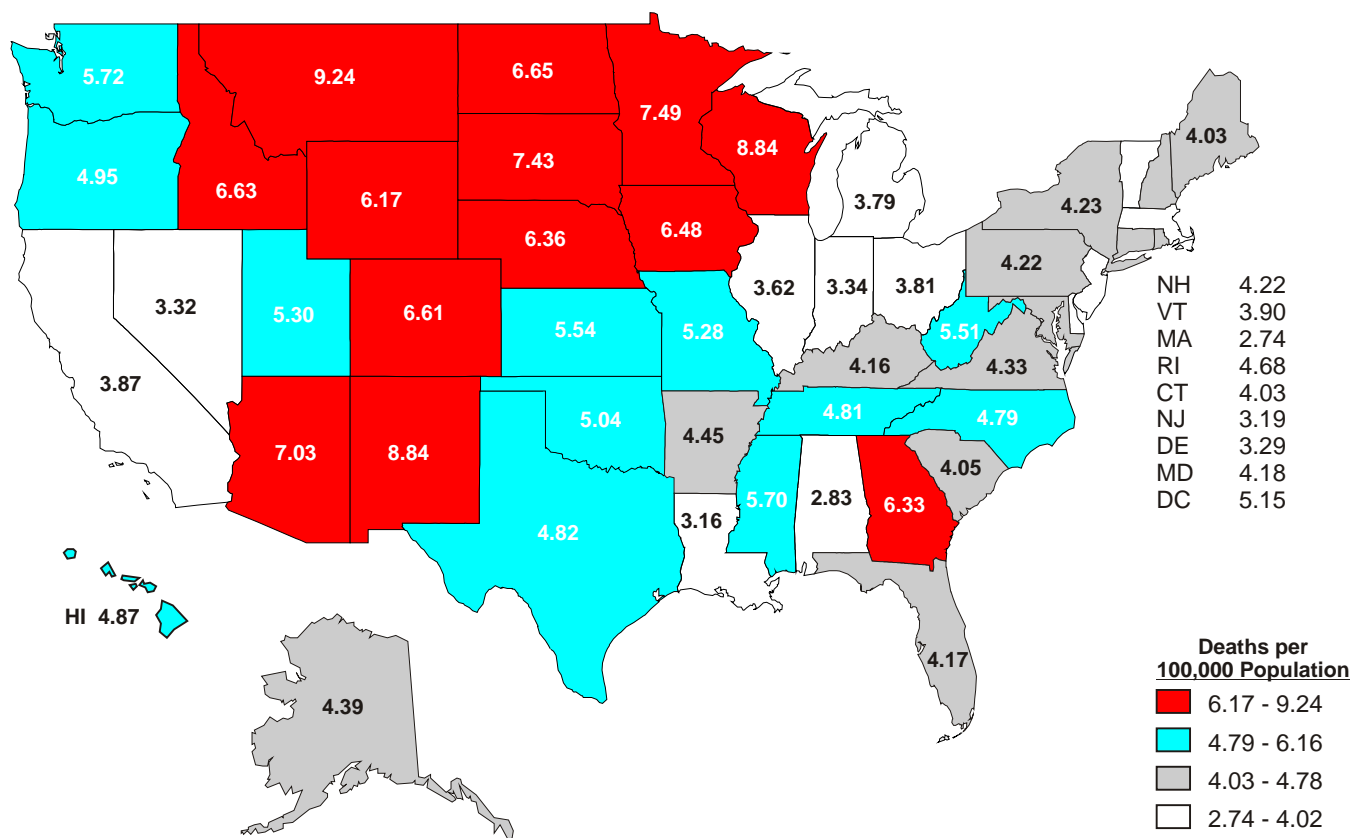
# Unintentional Motor Vehicle, Traffic-Related Death Rates United States, 1996-1998



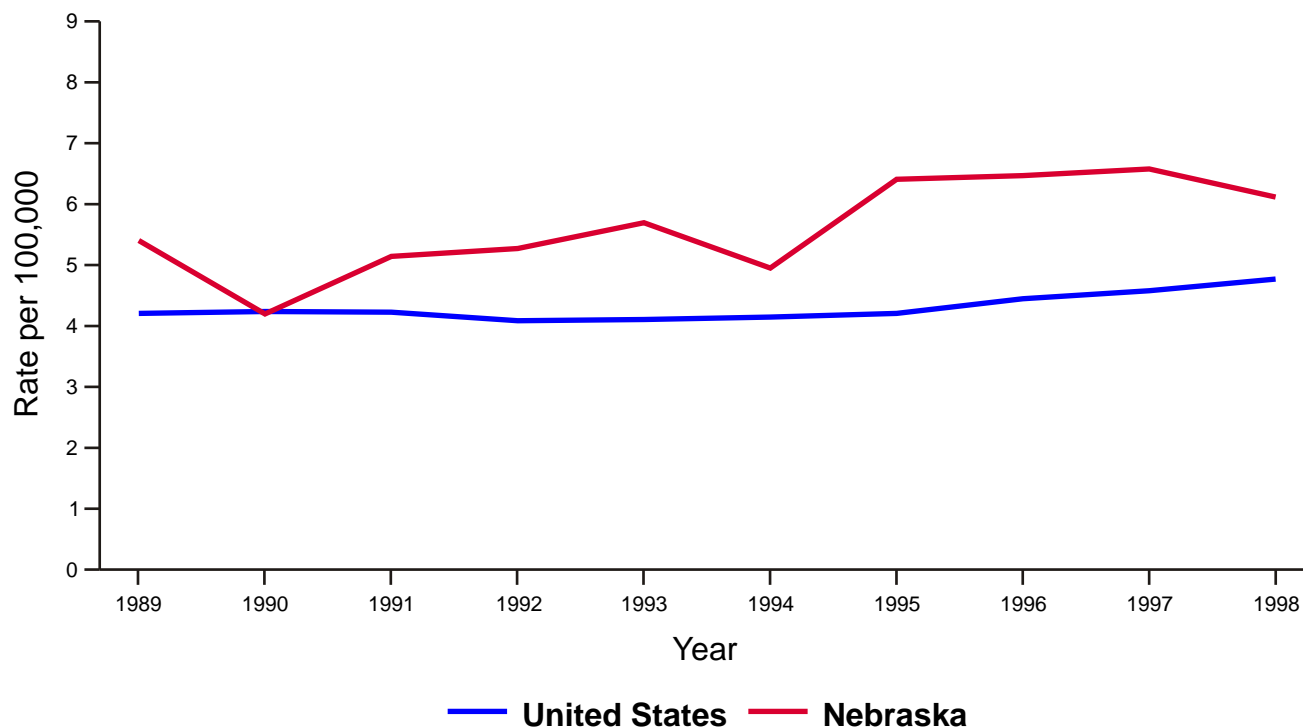
## United States and Nebraska 1989-1998



## Unintentional Fall Death Rates United States, 1996-1998



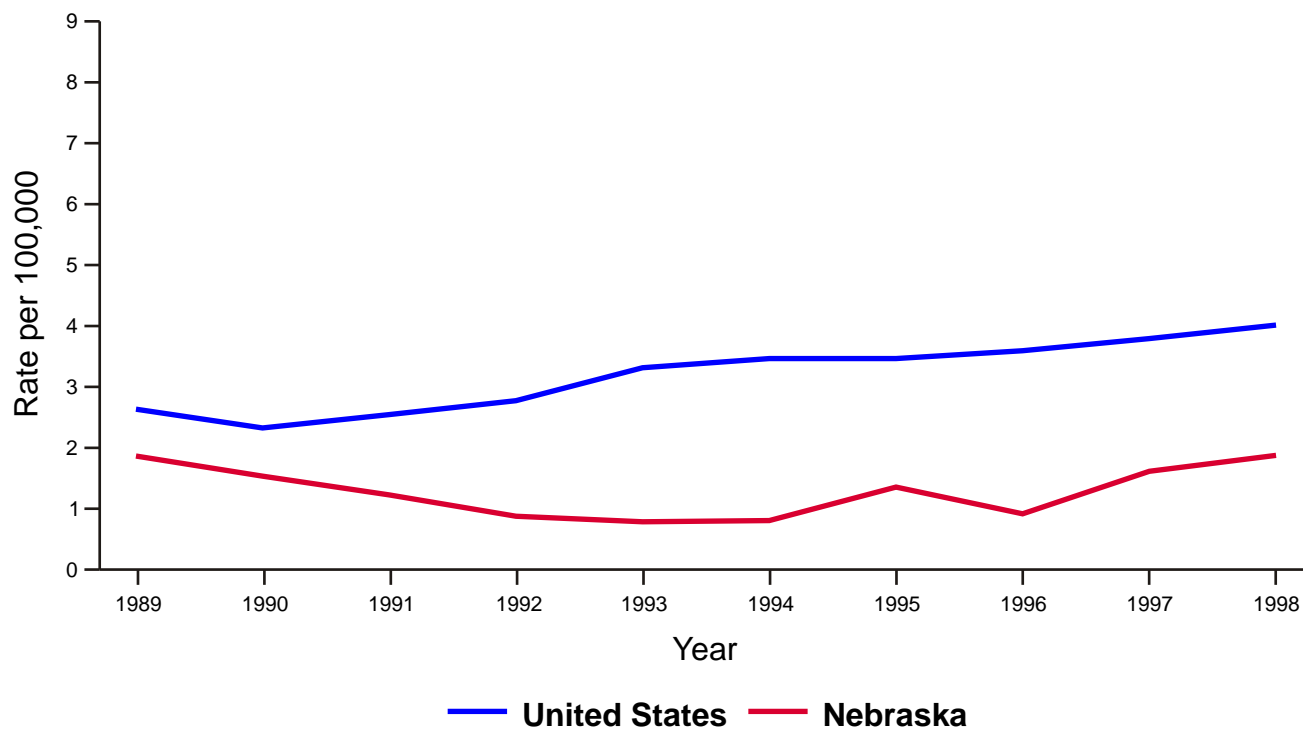
## United States and Nebraska 1989-1998



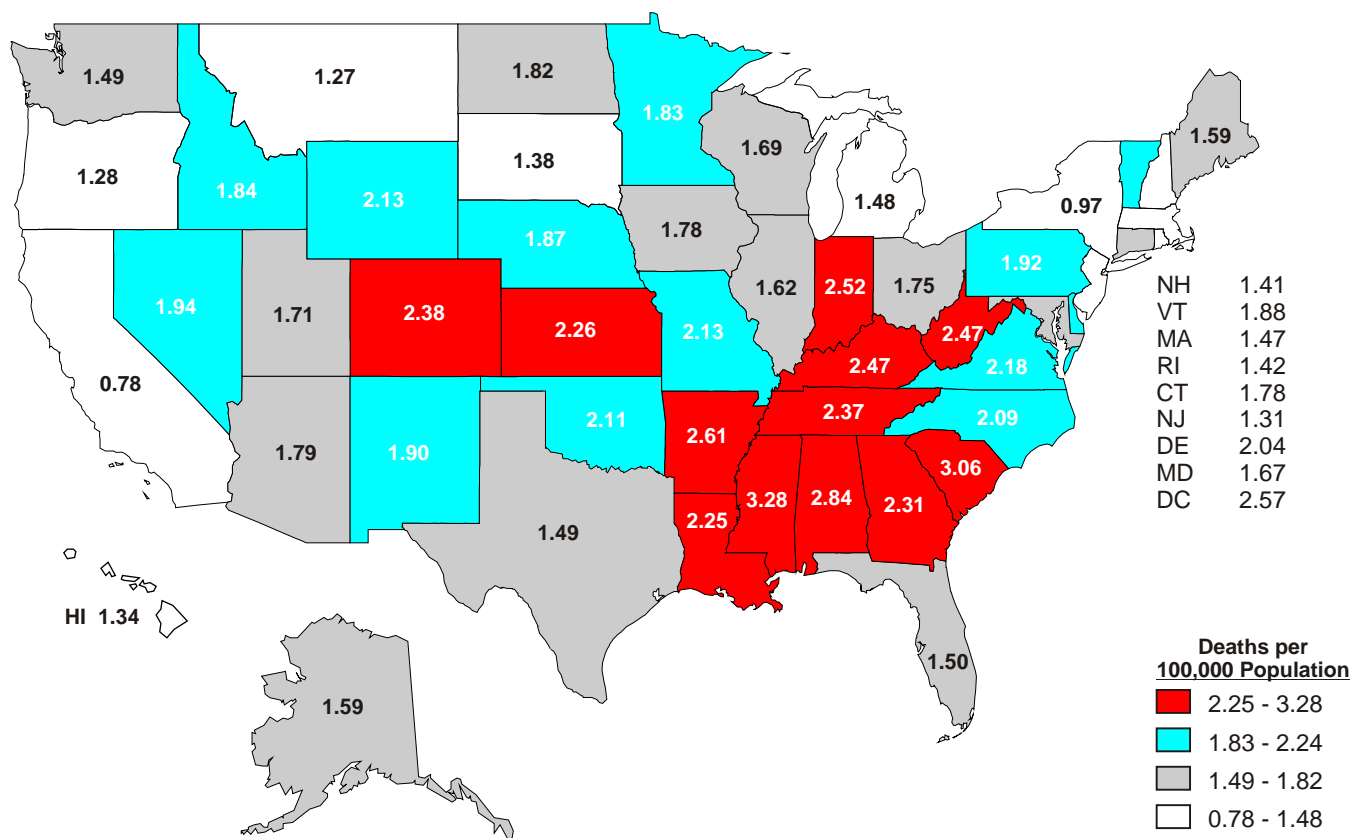
## Unintentional Poisoning Death Rates United States, 1996-1998



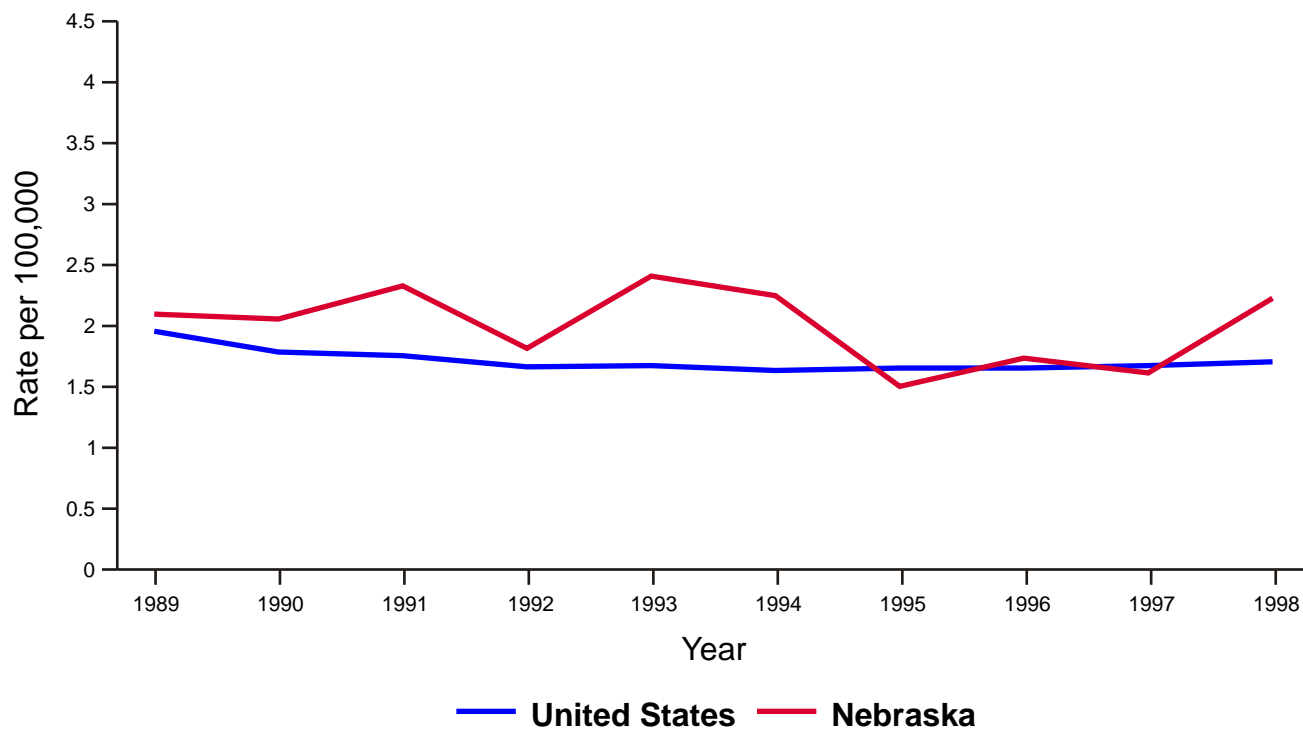
## United States and Nebraska 1989-1998



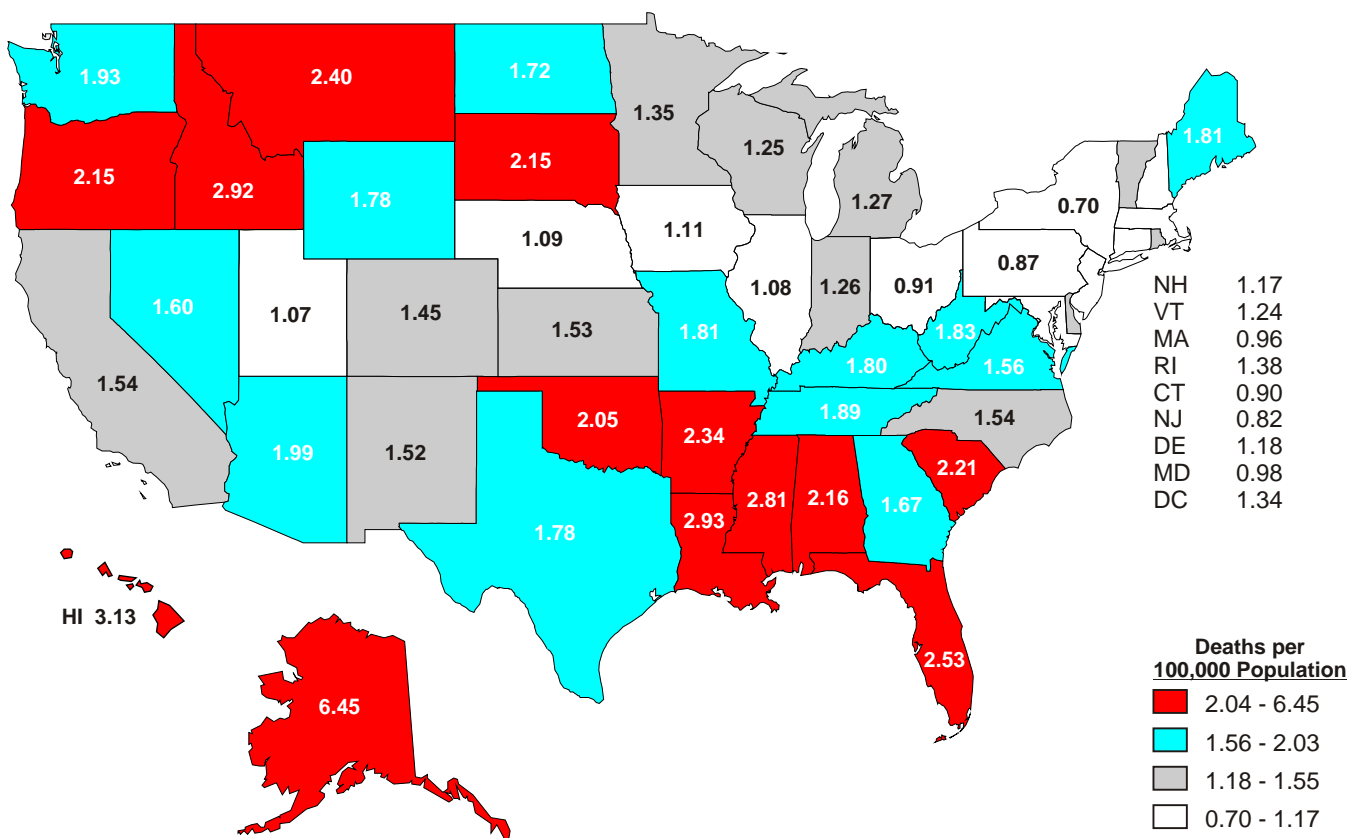
## Unintentional Suffocation Death Rates United States, 1996-1998



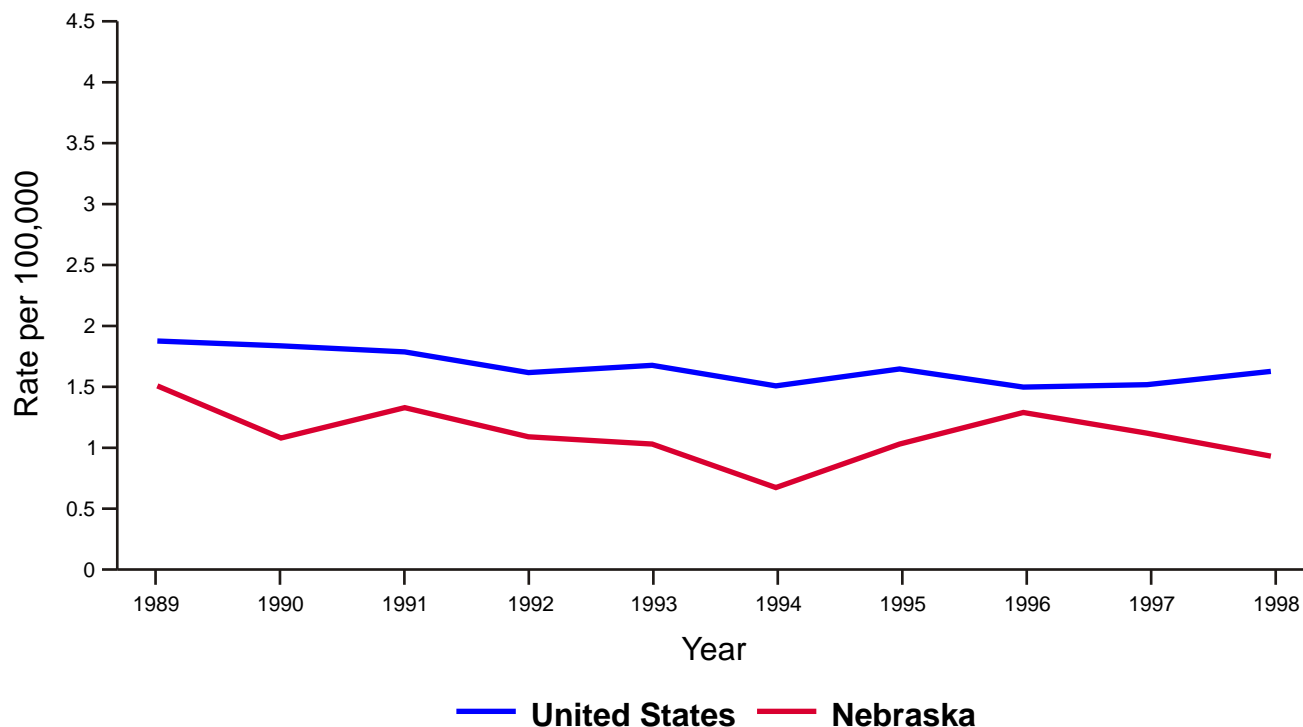
## United States and Nebraska 1989-1998



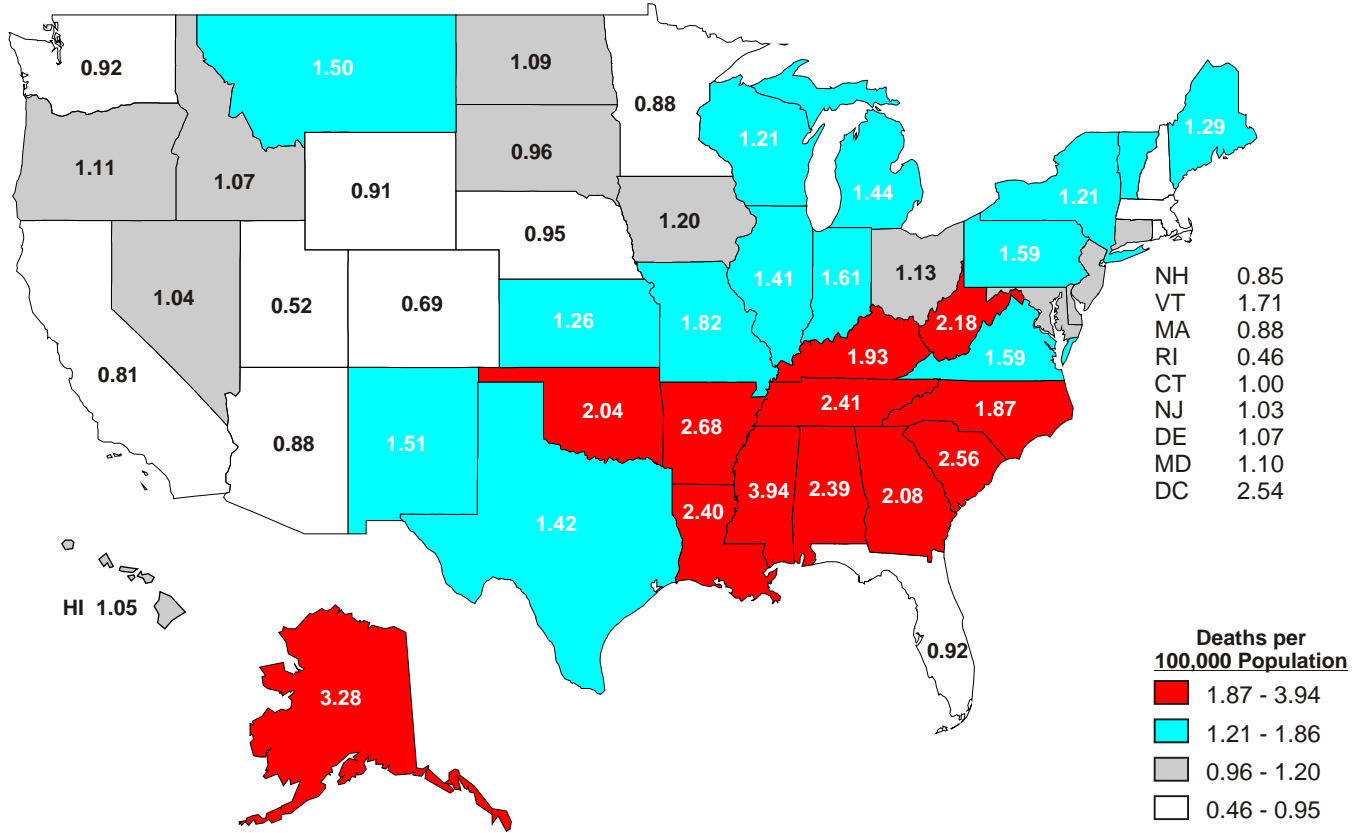
## Unintentional Drowning Death Rates United States, 1996-1998



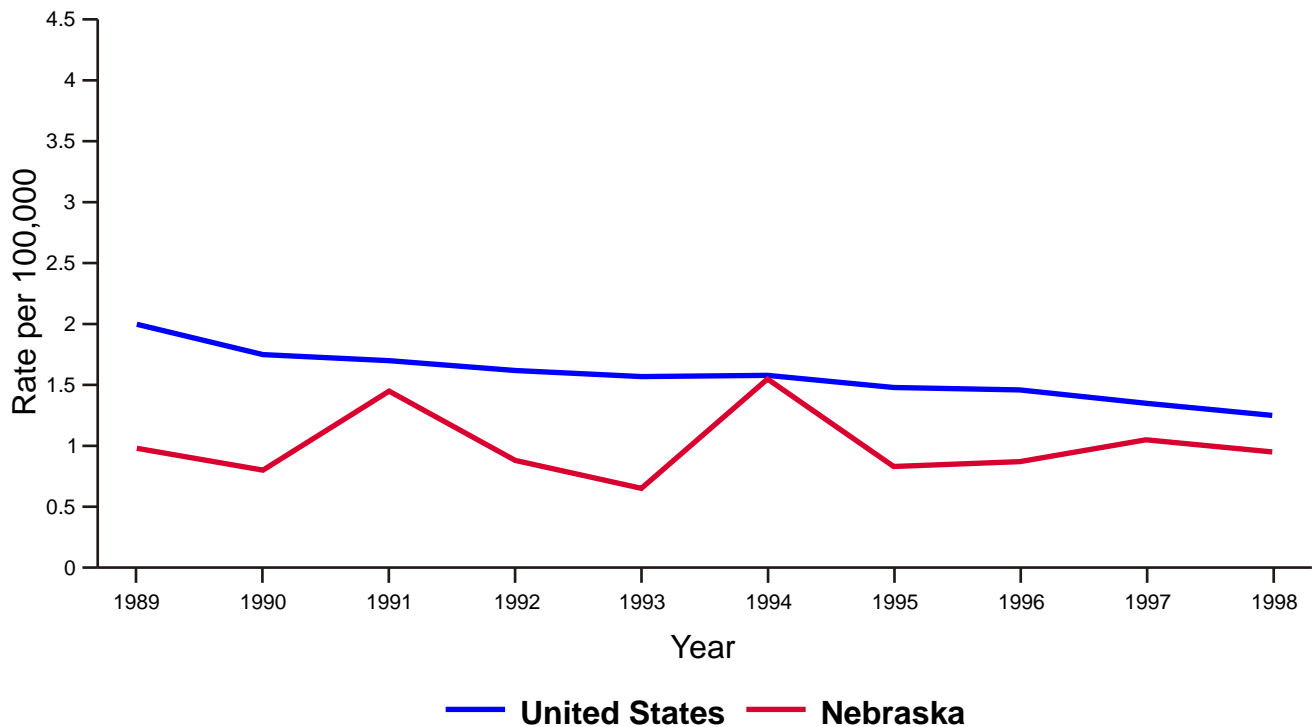
## United States and Nebraska 1989-1998



## Unintentional Fire and Burn-Related Death Rates United States, 1996-1998



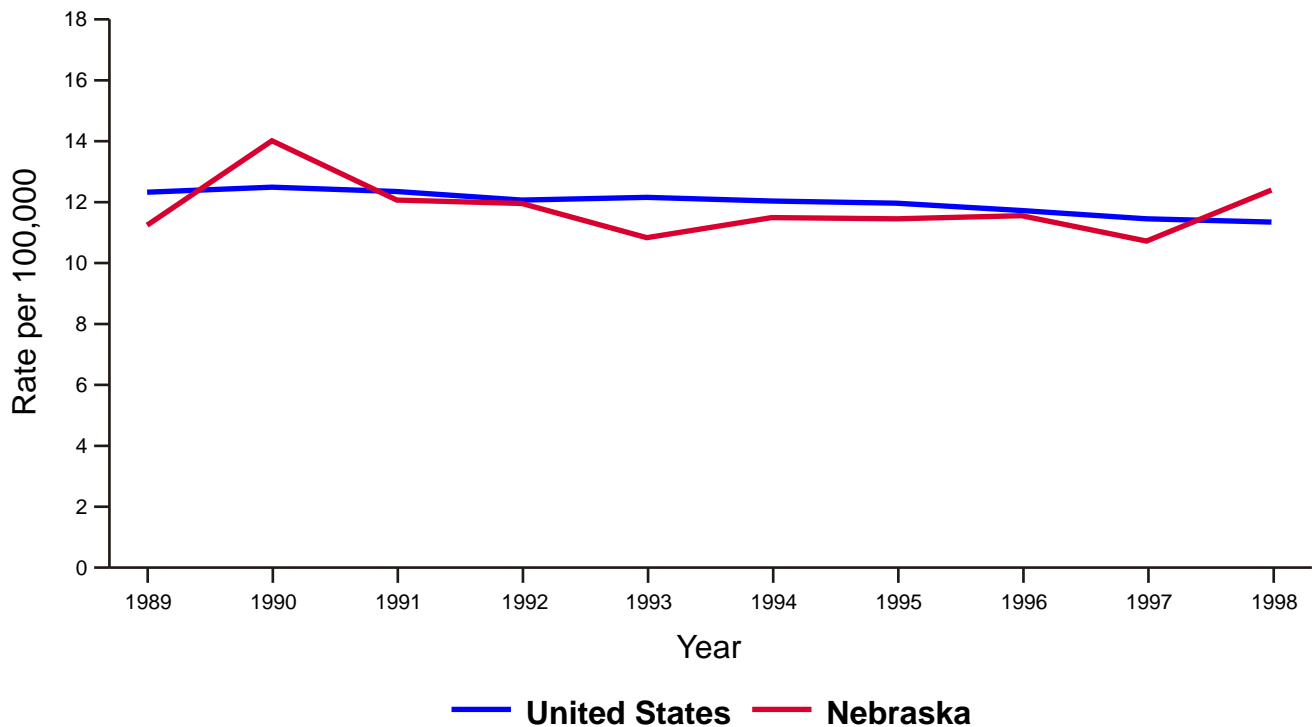
## United States and Nebraska 1989-1998



## Suicide Death Rates United States, 1996-1998



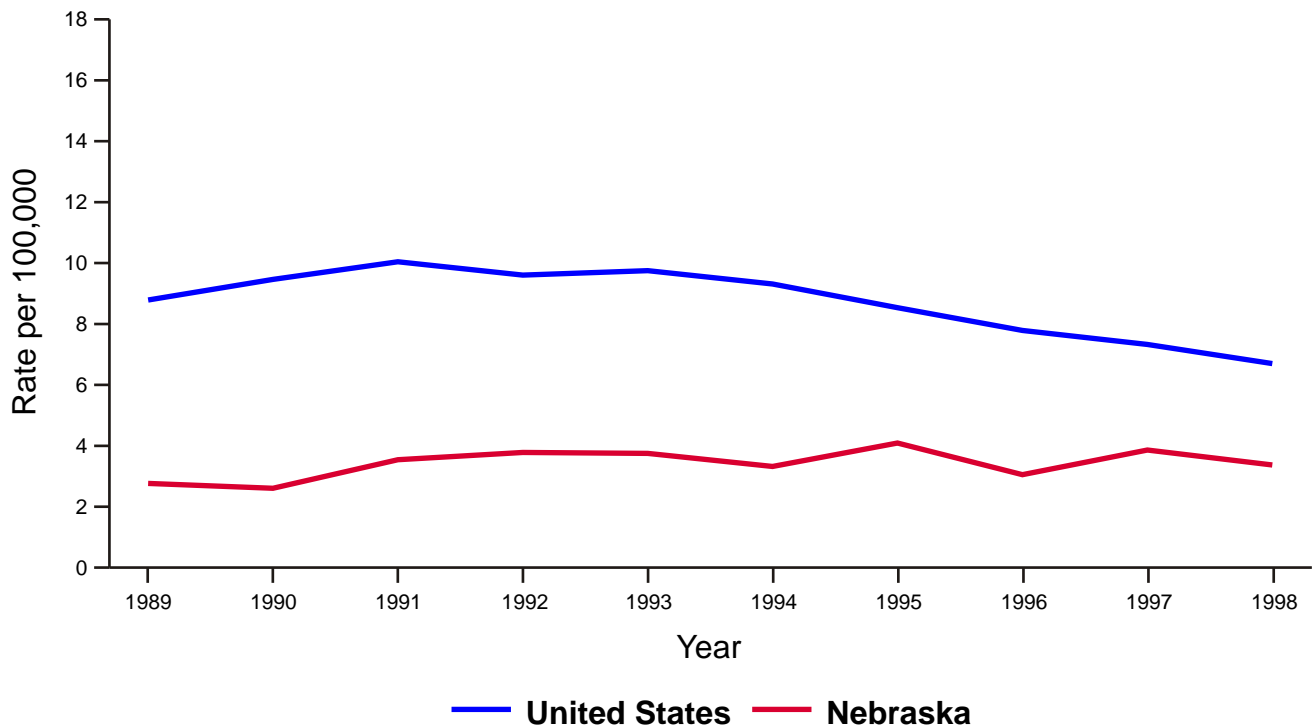
## United States and Nebraska 1989-1998



## Homicide Death Rates United States, 1996-1998



## United States and Nebraska 1989-1998

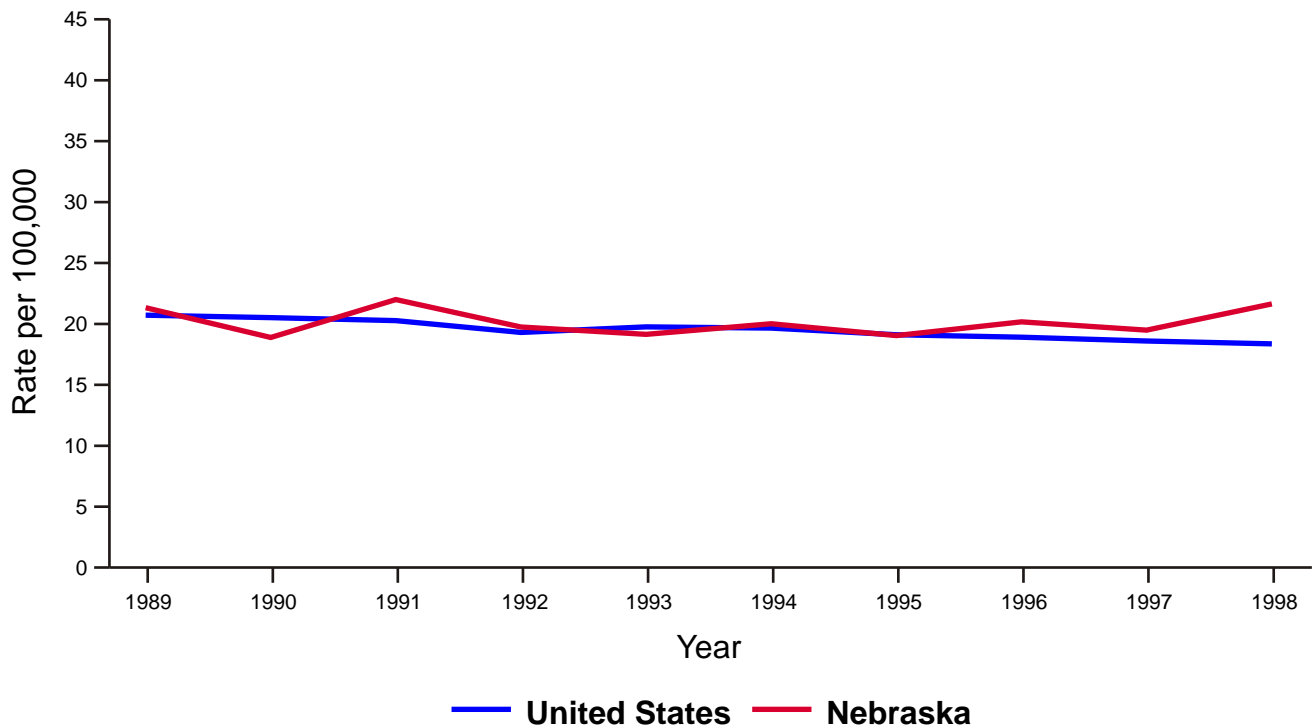




## Traumatic Brain Injury-Related Death Rates\* United States, 1996-1998



## United States and Nebraska 1989-1998

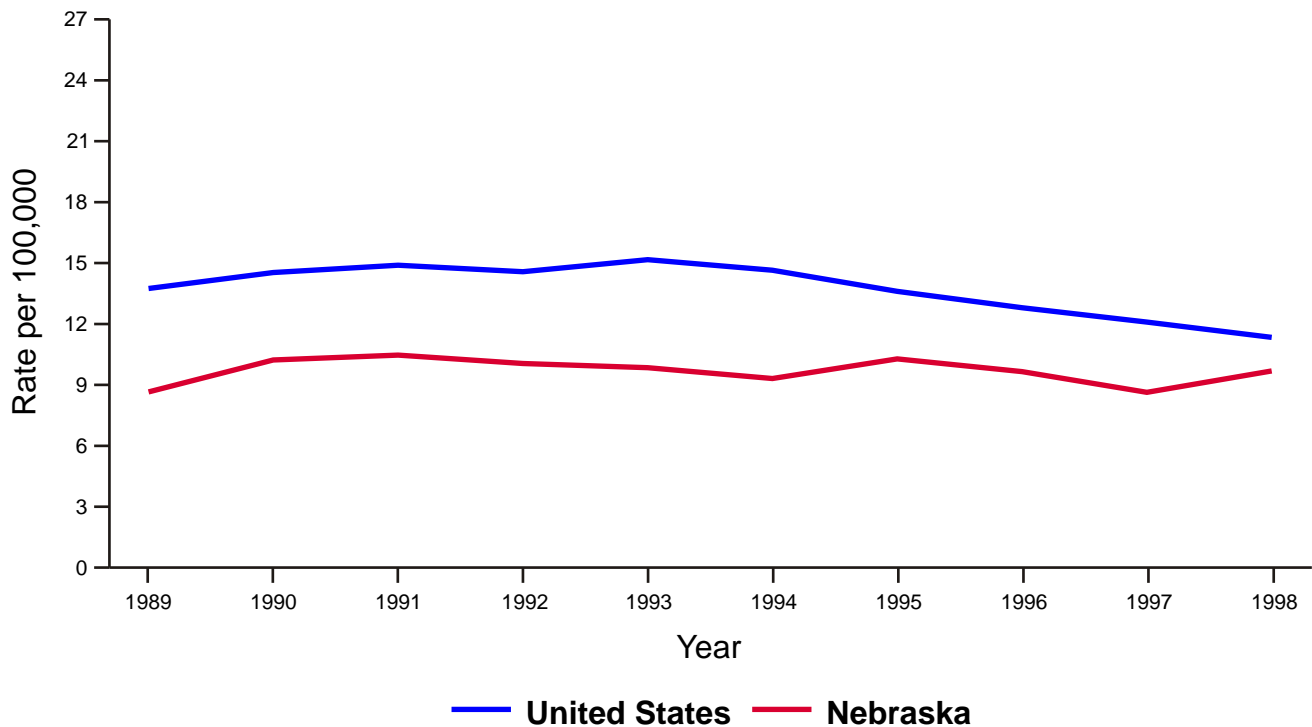


\* Includes unintentional and intentional deaths from motor vehicles, firearms, falls, and other causes (of determined and undetermined intent).

## Firearm-Related Death Rates United States, 1996-1998

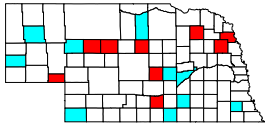


## United States and Nebraska 1989-1998

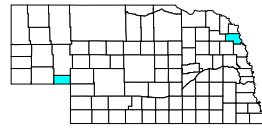


\* Includes deaths from firearm suicide, firearm homicide, unintentional firearm-related deaths, and firearm-related deaths of undetermined intent.

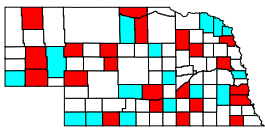
# Nebraska 1989-1998



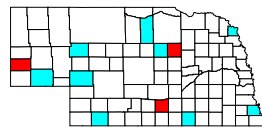
**Motor Vehicle**  
**281** Deaths/Year  
 U.S. 16.4  
 NE 17.2  
 Excess Deaths/Year **14**



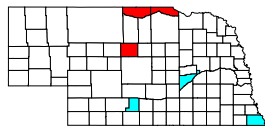
**Homicides**  
**55** Deaths/Year  
 U.S. 8.7  
 NE 3.4



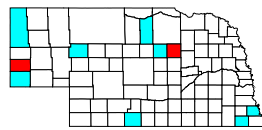
**Falls**  
**103** Deaths/Year  
 U.S. 4.3  
 NE 5.6  
 Excess Deaths/Year **22**



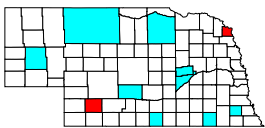
**Suicides**  
**189** Deaths/Year  
 U.S. 12.0  
 NE 11.7



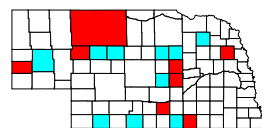
**Fires/Burns**  
**17** Deaths/Year  
 U.S. 1.6  
 NE 1.0



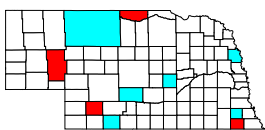
**Firearms**  
**157** Deaths/Year  
 U.S. 13.7  
 NE 9.7



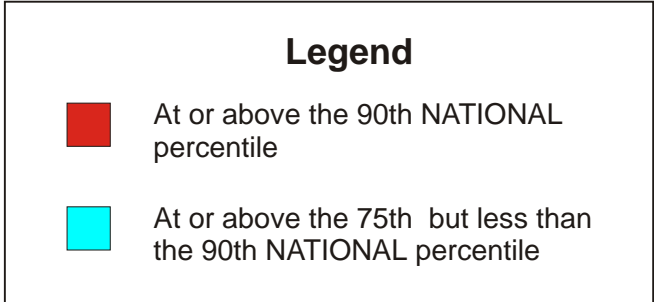
**Drownings**  
**18** Deaths/Year  
 U.S. 1.7  
 NE 1.1



**Traumatic Brain Injury**  
**295** Deaths/Year  
 U.S. 18.5  
 NE 18.0



**Poisonings**  
**20** Deaths/Year  
 U.S. 3.2  
 NE 1.3





# **CDC-Funded Injury Control Projects**

---

SAFER·HEALTHIER·PEOPLE™



# CDC-Funded Injury Control Projects in NEBRASKA

The National Center for Injury Prevention and Control (NCIPC) funds three programs in Nebraska to build the state's ability to keep its citizens safe.

## Core Injury Programs

### *State-Based Core Injury Program Development*

Nebraska is one of 23 states receiving CDC funding to establish a point of coordination for injury control efforts, assess injury data and surveillance resources within the state, and develop a state injury control plan. A core injury development program is a cooperative effort to develop or strengthen the capacity of state public health agencies to prevent and control injuries. These programs possess some combination of these features and tools:

- 1) injury prevention coordinator;
- 2) up-to-date profile of injuries within the state from existing data sources;
- 3) advisory structure to facilitate collaboration with public and private sector groups;
- 4) relationships with organizations, agencies, and individuals interested or experienced in injury prevention or control; and
- 5) a current plan for injury prevention and control based on the state's priorities.

Funding for an enhanced program will define the magnitude of Nebraska's injury problem, assess and use existing injury data, determine which data sets can be linked to benefit the state's injury prevention efforts, and strengthen the organizational focus on preventing and controlling injuries. (*Nebraska Health and Human Services System*)

## Acute Care and Rehabilitation

### *Traumatic Brain Injury Surveillance Program*

This program characterizes the risk factors, incidence, external causes, severity, and short-term outcomes of traumatic brain injury (TBI) through population-based surveillance. These data will be used to develop prevention programs to address both the specific causes of TBI and populations at greatest risk. Data may also be used to improve injured persons' access to health care and other services needed after injury. (*Nebraska Health and Human Services System*)

## Intentional Injury

### *Rape Prevention and Education*

A nationwide grant program providing resources to states for rape prevention and education programs conducted by rape crisis centers, State sexual assault coalitions, and other public and private nonprofit entities for:

- 1) educational seminars;
- 2) operation of hotlines;
- 3) training programs for professionals;

- 4) preparation of informational material;
- 5) education and training programs for students and campus personnel designed to reduce the incidence of sexual assault at colleges and universities;
- 6) education and training to increase awareness about drugs to facilitate rapes or sexual assaults; and
- 7) other efforts to increase awareness about, or to help prevent, sexual assault, including efforts to increase awareness in underserved communities and awareness among individuals with disabilities.

*(Nebraska Health and Human Services System)*



## Notes

## Notes