

# State Injury Profile for New Mexico



## The CDC State Injury Profiles

Gathering and sharing reliable data about the broad range of public health problems is among the many ways the Centers for Disease Control and Prevention protect the safety and health of Americans.

Policy makers and health care workers need access to the best, most current data available so they can make informed decisions about where to allocate limited resources to prevent diseases and injuries. Yet, many people find statistics difficult to understand and interpret. This State Injury Profile offers an easier way to look at statistics. Through maps and graphs, the Profile clearly shows how this state compares with others in the nation and what injury problems are most pressing.

CDC's National Center for Injury Prevention and Control gathers data about a broad range of intentional and unintentional injuries or what many people call 'violence' and 'accidents.' Injuries affect everyone. Injury is the leading cause of death for all Americans ages one to 34, and injury remains one of the leading causes of death, no matter how long someone may live.

Maps and graphs in this State Injury Profile show this state's death rates from in falls, poisoning, drowning, suffocation, fires and burns, suicide, homicide, traumatic brain injury and injuries related to firearms. The graphics show how this state compares with others and with mortality rates in the United States as a whole. You will also find a table showing the Ten Leading Causes of Death for the United States and for this state. **New this year** is a county-by-county map showing locations with higher death rates for each type of injury.

In addition to injury data, you'll also find a list of all CDC-funded injury prevention and research programs in this state for 2001.

---

**DEPARTMENT OF HEALTH AND HUMAN SERVICES**

Centers for Disease Control and Prevention  
National Center for Injury Prevention and Control

## **To learn more**

After you page through the State Injury Profile, if you want to know more, CDC has made it easy for you to find additional information about any injury and public health. Simply visit [www.cdc.gov/ncipc](http://www.cdc.gov/ncipc). Or call the CDC National Center for Injury Prevention and Control, Office of Planning, Evaluation and Legislation at 1-770-488-4936.

These other resources offered or funded by the CDC may also interest you:

### **General information about injury in America**

Customized data reports, [www.cdc.gov/ncipc/wisqars](http://www.cdc.gov/ncipc/wisqars)

Consumer facts and tip sheets, [www.cdc.gov/ncipc/safeusa](http://www.cdc.gov/ncipc/safeusa) or call the SafeUSA hotline toll free at 1-800-252-7751.

### **Intentional Injury**

National Resource Center on Domestic Violence, 1-800-537-2238

National Sexual Violence Resource Center, [www.nsvrc.org](http://www.nsvrc.org), or call 1-877-739-3895

National Violence Against Women Prevention Research Center, [www.violenceagainstwomen.org](http://www.violenceagainstwomen.org), or call 1-843-792-2945

National Youth Violence Prevention Resource Center, [www.safeyouth.org](http://www.safeyouth.org), or call 1-866-SAFEYOUTH (723-3968)

Violence Against Women Electronic Network (VAWnet), [www.vawnet.org](http://www.vawnet.org), or call 1-800-537-2238

### **Unintentional Injury**

National Program for Playground Safety, [www.uni.edu/playground](http://www.uni.edu/playground), or call 1-800-554-PLAY (7529)

National Resource Center on Aging and Injury, [www.olderadultinjury.org](http://www.olderadultinjury.org), or call 1-619-594-0986

# **State Injury Profile for New Mexico 1989-1998**

---

SAFER·HEALTHIER·PEOPLE™

# United States

## 10 Leading Causes of Deaths by Age Group: 1996-1998

Rank	Age Groups										Total
	<1	1-4	5-9	10-14	15-24	25-34	35-44	45-54	55-64	65+	
1	Congenital Anomalies 18,771	Unintentional Injuries 6,087	Unintentional Injuries 4,666	Unintentional Injuries 5,392	Unintentional Injuries 40,525	Unintentional Injuries 37,468	Malignant Neoplasms 51,170	Malignant Neoplasms 135,803	Malignant Neoplasms 260,166	Heart Disease 1,824,785	Heart Disease 2,185,194
2	Short Gestation 11,928	Congenital Anomalies 1,791	Malignant Neoplasms 1,557	Malignant Neoplasms 1,514	Homicide 18,200	Suicide 16,898	Unintentional Injuries 43,925	Heart Disease 105,367	Heart Disease 198,361	Malignant Neoplasms 1,150,087	Malignant Neoplasms 1,620,642
3	SIDS 8,863	Malignant Neoplasms 1,227	Congenital Anomalies 662	Suicide 918	Suicide 12,679	Homicide 15,068	Heart Disease 40,037	Unintentional Injuries 31,208	Bronchitis Emphysema Asthma 30,317	Cerebro-vascular 419,998	Cerebro-vascular 478,181
4	Respiratory Distress Synd. 3,958	Homicide 1,194	Homicide 523	Homicide 908	Malignant Neoplasms 4,976	HIV 14,953	HIV 26,456	Cerebro-vascular 17,196	Cerebro-vascular 29,005	Bronchitis Emphysema Asthma 283,777	Bronchitis Emphysema Asthma 327,640
5	Maternal Complications 3,836	Heart Disease 643	Heart Disease 413	Congenital Anomalies 613	Heart Disease 3,124	Malignant Neoplasms 13,837	Suicide 20,308	Liver Disease 16,797	Diabetes 25,504	Pneumonia & Influenza 235,529	Unintentional Injuries 288,427
6	Placenta Cord Membranes 2,870	Pneumonia & Influenza 494	Pneumonia & Influenza 218	Heart Disease 560	Congenital Anomalies 1,252	Heart Disease 9,843	Homicide 11,138	Suicide 14,916	Unintentional Injuries 21,316	Diabetes 142,639	Pneumonia & Influenza 262,047
7	Perinatal Infections 2,348	Septicemia 245	HIV 194	Bronchitis Emphysema Asthma 287	HIV 883	Cerebro-vascular 2,068	Liver Disease 10,518	Diabetes 12,979	Liver Disease 15,844	Unintentional Injuries 95,191	Diabetes 189,154
8	Unintentional Injuries 2,323	HIV 233	Bronchitis Emphysema Asthma 159	Pneumonia & Influenza 180	Bronchitis Emphysema Asthma 677	Diabetes 1,903	Cerebro-vascular 8,159	HIV 12,892	Pneumonia & Influenza 11,228	Alzheimer's Disease 65,647	Suicide 92,013
9	Pneumonia & Influenza 1,358	Perinatal Period 210	Benign Neoplasms 134	Cerebro-vascular 140	Pneumonia & Influenza 638	Pneumonia & Influenza 1,633	Diabetes 5,622	Bronchitis Emphysema Asthma 8,467	Suicide 8,834	Nephritis 65,296	Nephritis 75,817
10	Intrauterine Hypoxia 1,341	Benign Neoplasms 188	Cerebro-vascular 102	HIV 139	Cerebro-vascular 533	Liver Disease 1,592	Pneumonia & Influenza 4,255	Pneumonia & Influenza 6,493	Septicemia 5,704	Septicemia 54,428	Liver Disease 75,414

### United States Total Number of Injury Deaths

Cause	Deaths	Percent
Unintentional Injury	288,427	65.6%
Intentional	151,102	34.4%
<b>Total (1996-1998)</b>	<b>439,529</b>	<b>100.0%</b>

Average Number of Injury Deaths per Year  
In the United States = **146,510**

## New Mexico

### 10 Leading Causes of Deaths by Age Group: 1996-1998

Rank	Age Groups										Total
	<1	1-4	5-9	10-14	15-24	25-34	35-44	45-54	55-64	65+	
1	Congenital Anomalies 131	Unintentional Injuries 64	Unintentional Injuries 39	Unintentional Injuries 51	Unintentional Injuries 425	Unintentional Injuries 466	Unintentional Injuries 568	Malignant Neoplasms 650	Malignant Neoplasms 1,333	Heart Disease 8,048	Heart Disease 9,690
2	Short Gestation 75	Congenital Anomalies 23	Malignant Neoplasms 8	Malignant Neoplasms 15	Homicide 163	Suicide 154	Malignant Neoplasms 243	Heart Disease 455	Heart Disease 945	Malignant Neoplasms 5,854	Malignant Neoplasms 8,247
3	SIDS 62	Homicide 12	Homicide 5	Suicide 15	Suicide 155	Homicide 119	Suicide 221	Unintentional Injuries 354	Unintentional Injuries 211	Cerebro-vascular 2,003	Unintentional Injuries 2,956
4	Placenta Cord Membranes 26	Malignant Neoplasms 8	Congenital Anomalies 4	Homicide 9	Malignant Neoplasms 46	Malignant Neoplasms 89	Heart Disease 166	Liver Disease 193	Bronchitis Emphysema Asthma 201	Bronchitis Emphysema Asthma 1,884	Cerebro-vascular 2,279
5	Unintentional Injuries 22	Pneumonia & Influenza 7	Meningitis 1	Heart Disease 5	Heart Disease 20	HIV 50	Liver Disease 129	Suicide 154	Liver Disease 192	Pneumonia & Influenza 1,172	Bronchitis Emphysema Asthma 2,156
6	Respiratory Distress Synd. 21	Septicemia 3	Pneumonia & Influenza 1	Bronchitis Emphysema Asthma 3	Congenital Anomalies 12	Heart Disease 34	Homicide 100	Diabetes 86	Diabetes 191	Diabetes 932	Pneumonia & Influenza 1,328
7	Maternal Complications 16	Cerebro-vascular 2	Viral Hepatitis 1	Congenital Anomalies 3	Cerebro-vascular 5	Liver Disease 29	HIV 82	Cerebro-vascular 80	Cerebro-vascular 141	Unintentional Injuries 748	Diabetes 1,253
8	Pneumonia & Influenza 12	Heart Disease 2		Anemias 2	Benign Neoplasms 4	Pneumonia & Influenza 15	Cerebro-vascular 41	Homicide 54	Suicide 86	Alzheimer's Disease 344	Suicide 915
9	Intrauterine Hypoxia 9	Perinatal Period 2		Appendicitis 2	Diabetes 2	Diabetes 10	Diabetes 31	Pneumonia & Influenza 45	Pneumonia & Influenza 50	Nephritis 310	Liver Disease 774
10	Meningitis 7	6 Tied		Meningitis 2	Liver Disease 2	Congenital Anomalies 9	Pneumonia & Influenza 24	Bronchitis Emphysema Asthma 40	Nephritis 29	Atherosclerosis 262	Homicide 519

#### New Mexico Total Number of Injury Deaths

<u>Cause</u>	<u>Deaths</u>	<u>Percent</u>
Unintentional Injury	2,956	67.3%
Intentional Injury	1,434	32.7%
<b>Total (1996-1998)</b>	<b>4,390</b>	<b>100.0%</b>

Average Number of Injury Deaths per Year  
In New Mexico = **1,463**

# 1996-1998 Leading Causes of Death

## Unintentional Injury

### United States Unintentional Injury

<u>Cause</u>	<u>Deaths</u>	<u>Percent</u>
MV Traffic	127,053	44.1%
Fall	35,745	12.4%
Poisoning	30,474	10.6%
Suffocation	13,325	4.6%
Drowning	12,416	4.3%
Fire/Burn	10,809	3.7%
Other Causes	<u>58,605</u>	<u>20.3%</u>
	<b>288,427</b>	<b>100.0%</b>

### New Mexico Only Unintentional Injury

<u>Cause</u>	<u>Deaths</u>	<u>Percent</u>
MV Traffic	1,227	41.5%
Poisoning	591	20.0%
Fall	382	12.9%
Suffocation	90	3.0%
Drowning	80	2.7%
Other Causes	<u>586</u>	<u>19.8%</u>
	<b>2,956</b>	<b>99.9%</b>

## Intentional Injury

### United States Suicide

<u>Cause</u>	<u>Deaths</u>	<u>Percent</u>
Firearm	53,156	57.8%
Suffocation	16,469	17.9%
Poisoning	15,280	16.6%
Other Causes	<u>7,108</u>	<u>7.7%</u>
	<b>92,013</b>	<b>100.0%</b>

### New Mexico Only Suicide

<u>Cause</u>	<u>Deaths</u>	<u>Percent</u>
Firearm	546	59.7%
Poisoning	168	18.4%
Suffocation	160	17.5%
Other Causes	<u>41</u>	<u>4.5%</u>
	<b>915</b>	<b>100.1%</b>

### United States Homicide and Legal Intervention

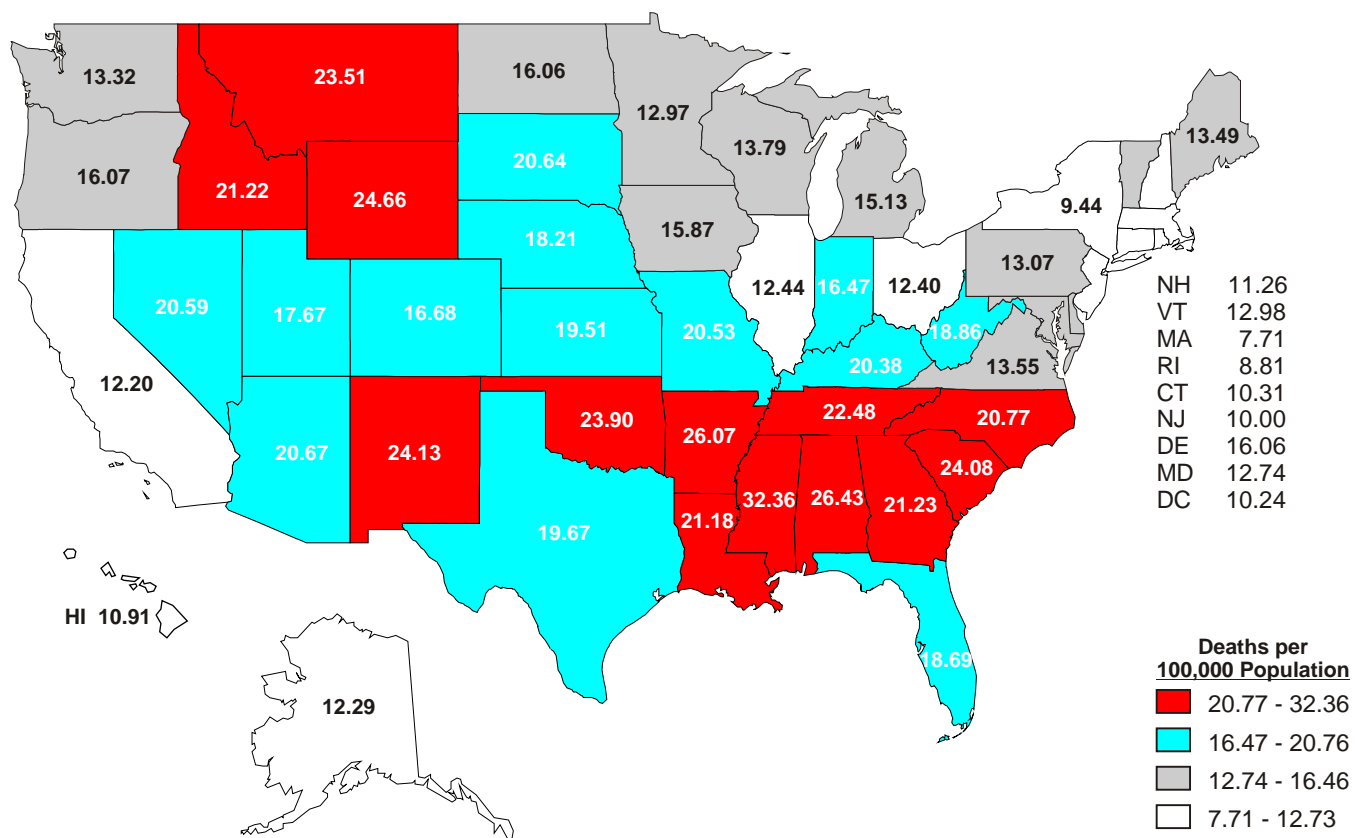
<u>Cause</u>	<u>Deaths</u>	<u>Percent</u>
Firearm	39,951	67.6%
Cut/Pierce	6,955	11.8%
Suffocation	2,147	3.6%
Other Causes	<u>10,036</u>	<u>17.0%</u>
	<b>59,089</b>	<b>100.0%</b>

### New Mexico Only Homicide and Legal Intervention

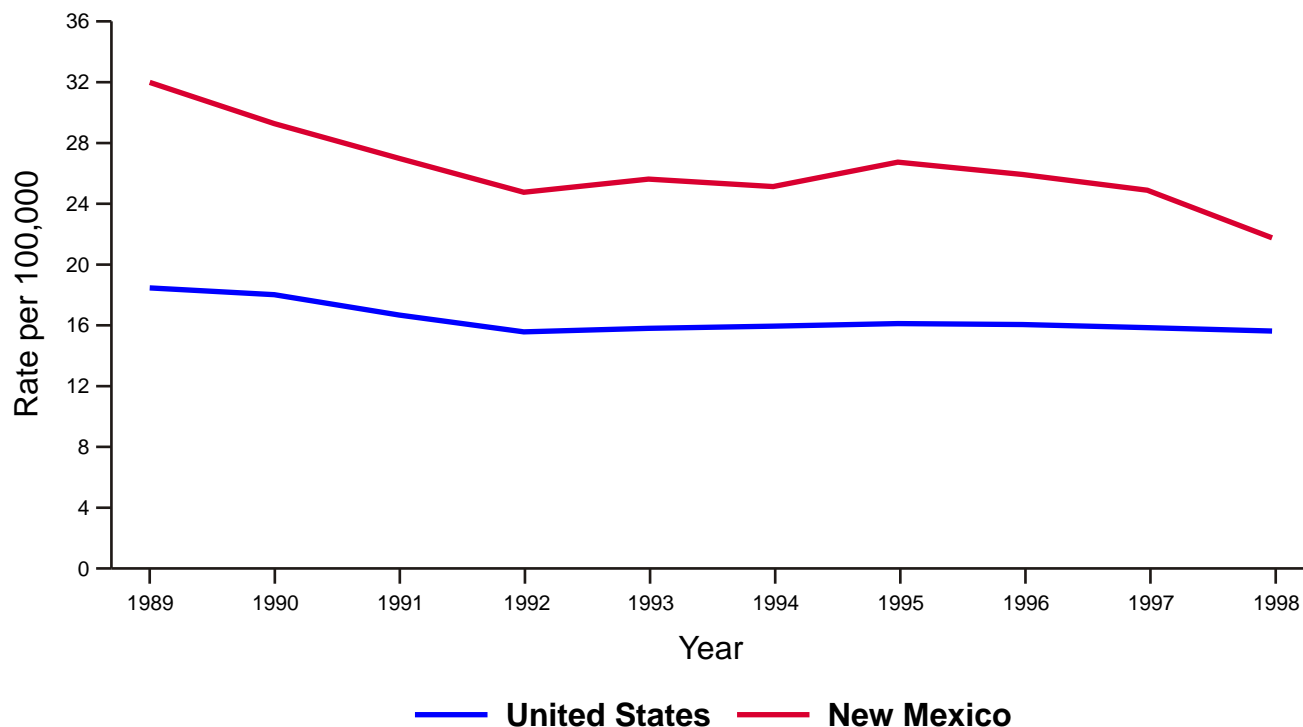
<u>Cause</u>	<u>Deaths</u>	<u>Percent</u>
Firearm	314	60.5%
Cut/Pierce	101	19.5%
Suffocation	18	3.5%
Other Causes	<u>86</u>	<u>16.6%</u>
	<b>519</b>	<b>100.1%</b>



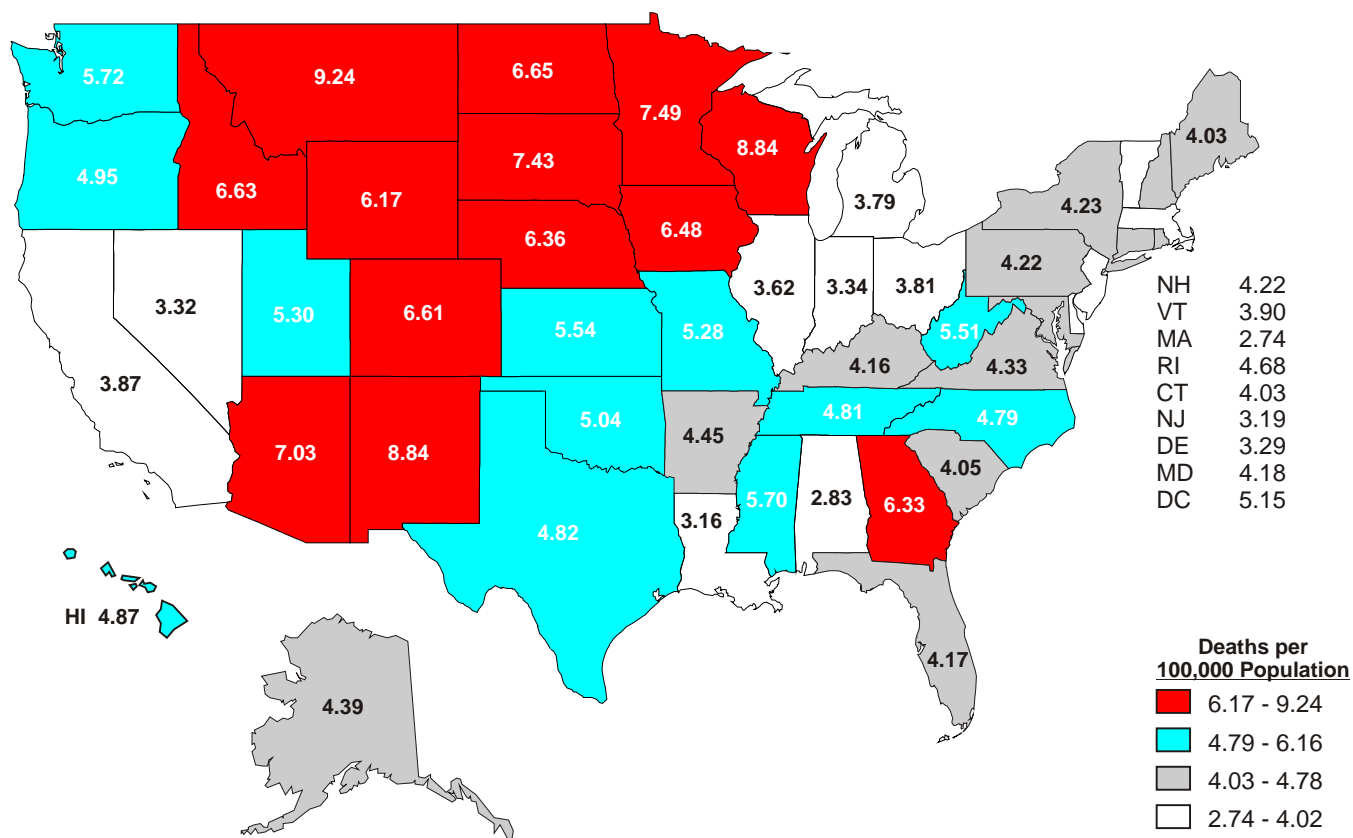
# Unintentional Motor Vehicle, Traffic-Related Death Rates United States, 1996-1998



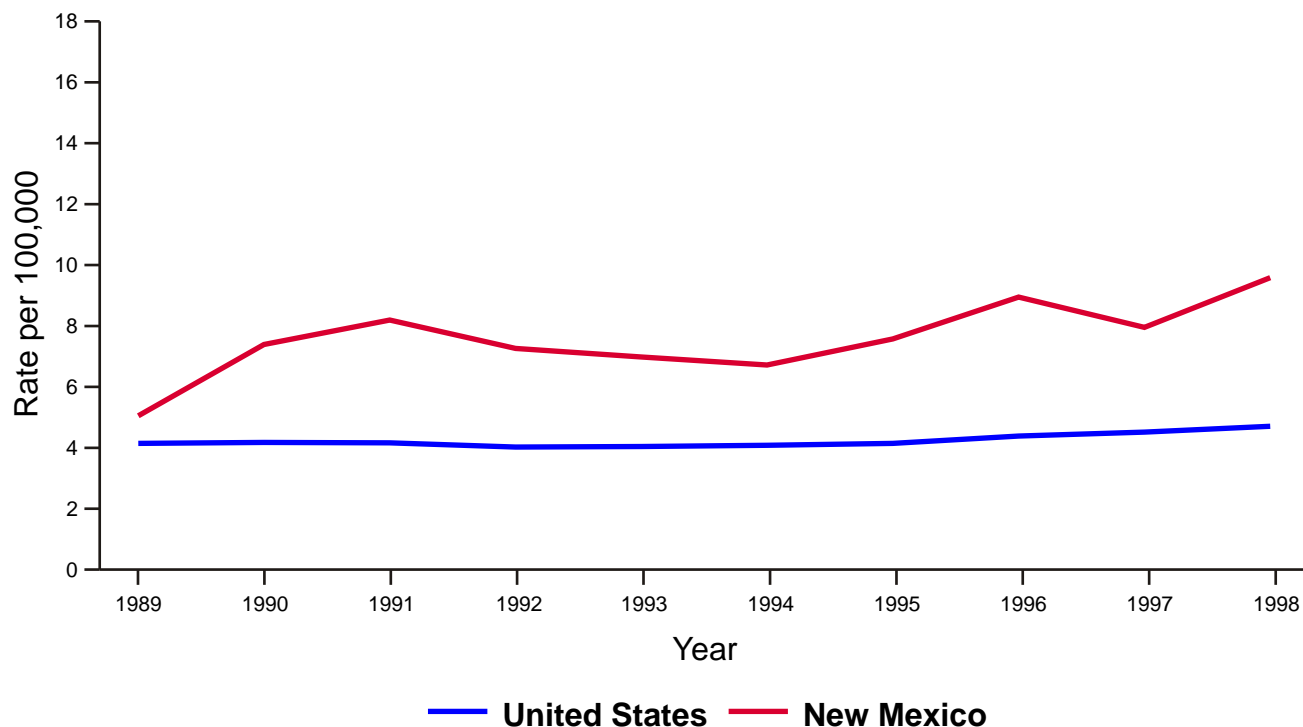
## United States and New Mexico 1989-1998



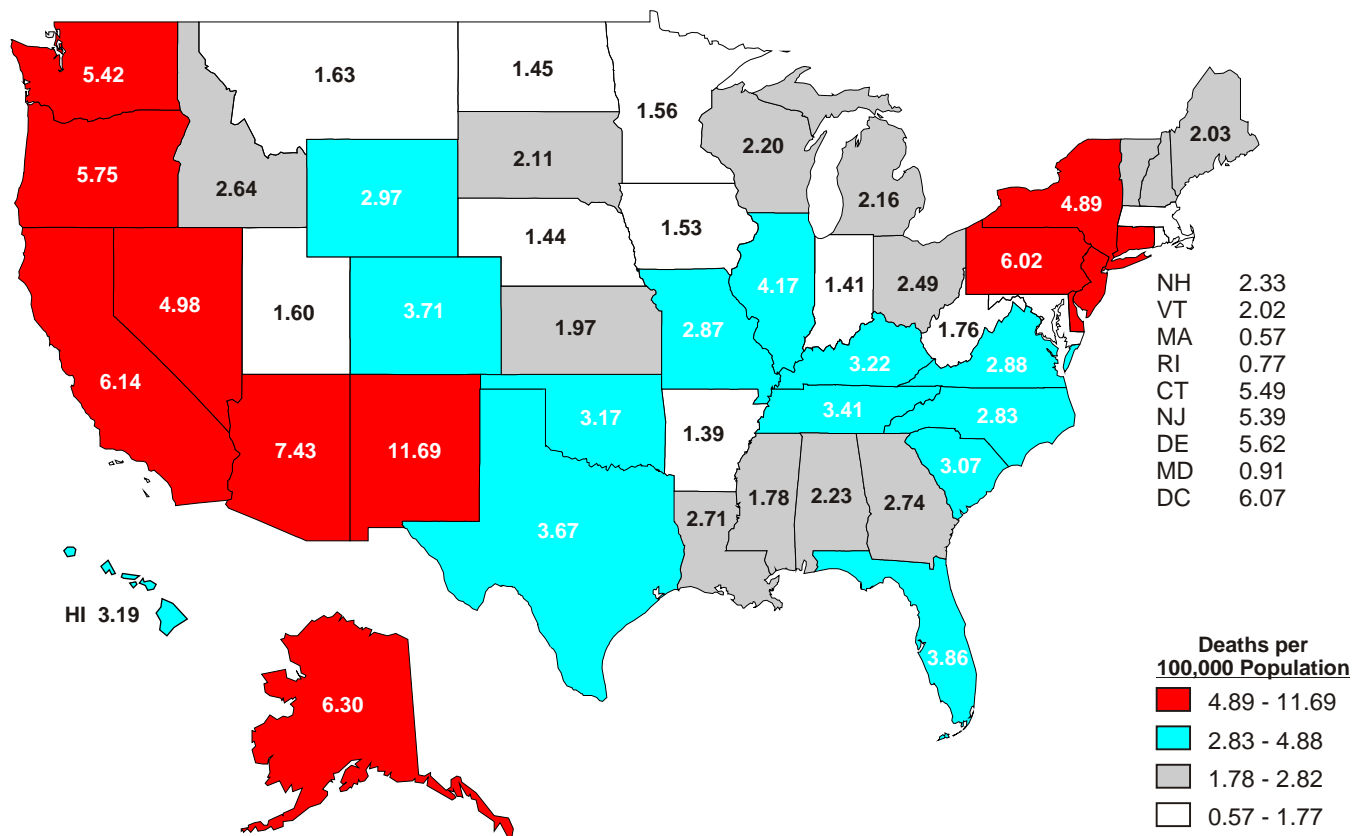
## Unintentional Fall Death Rates United States, 1996-1998



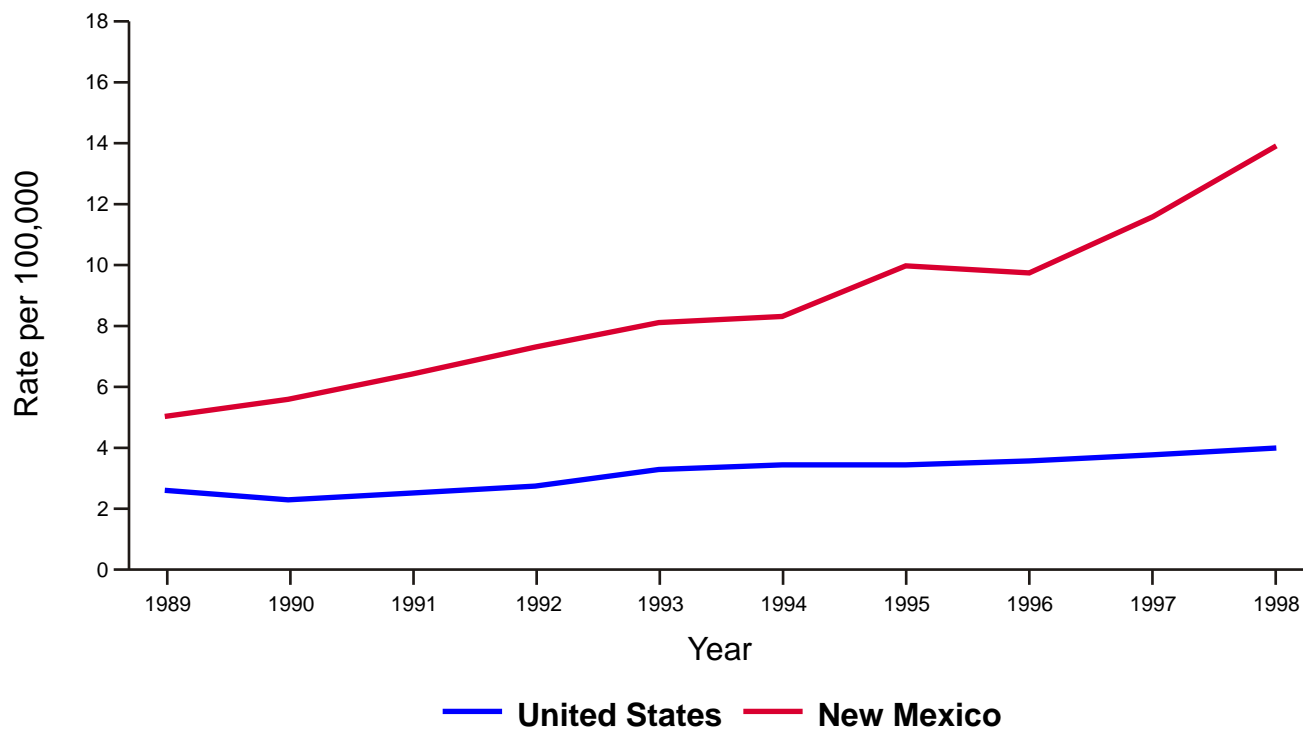
## United States and New Mexico 1989-1998



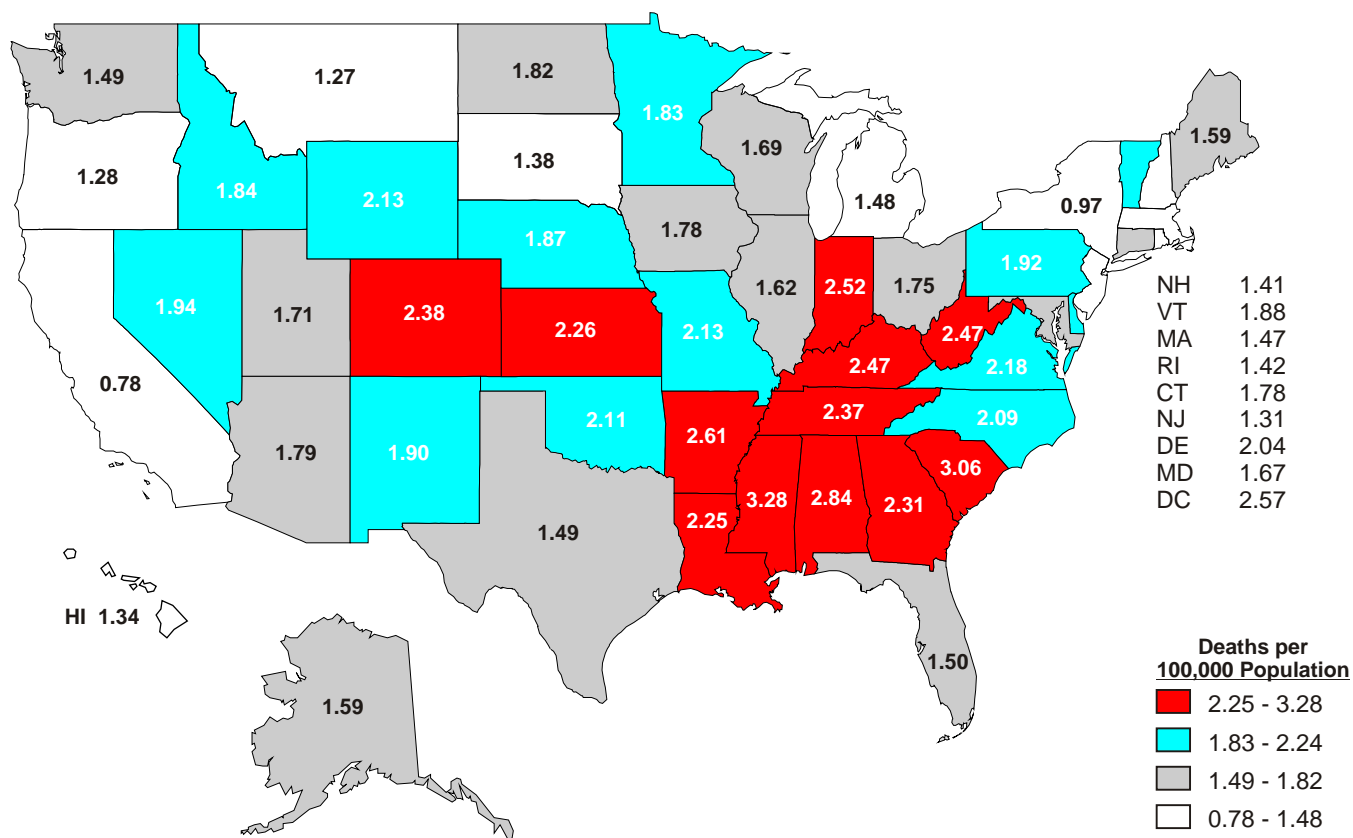
## Unintentional Poisoning Death Rates United States, 1996-1998



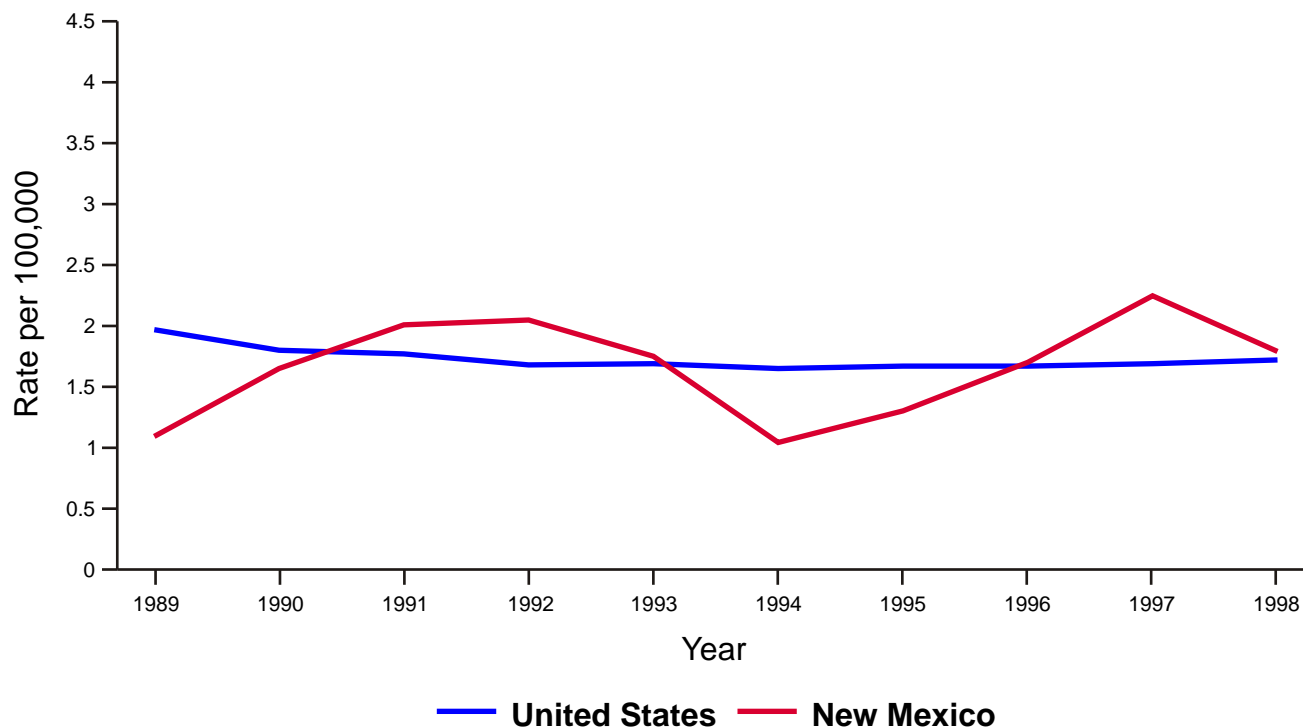
## United States and New Mexico 1989-1998



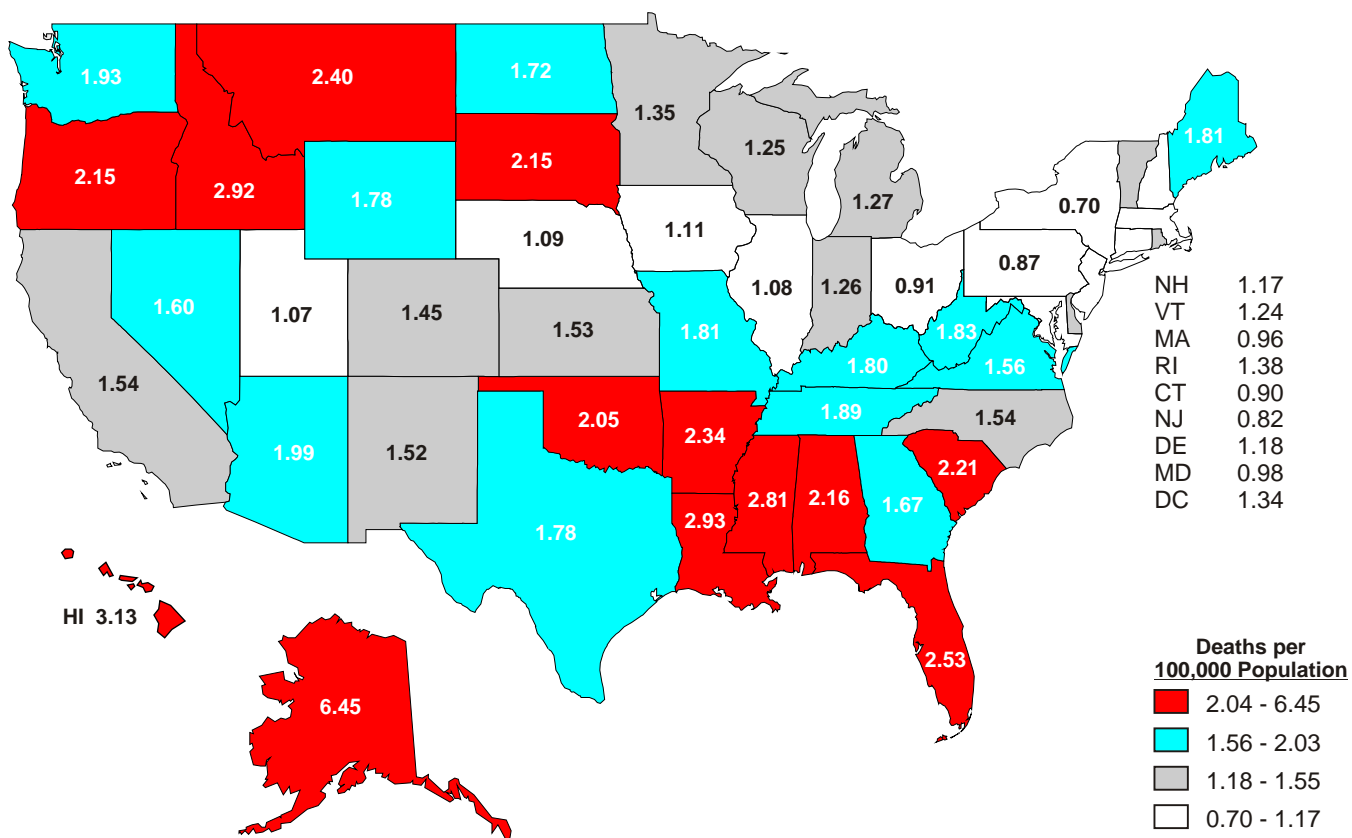
## Unintentional Suffocation Death Rates United States, 1996-1998



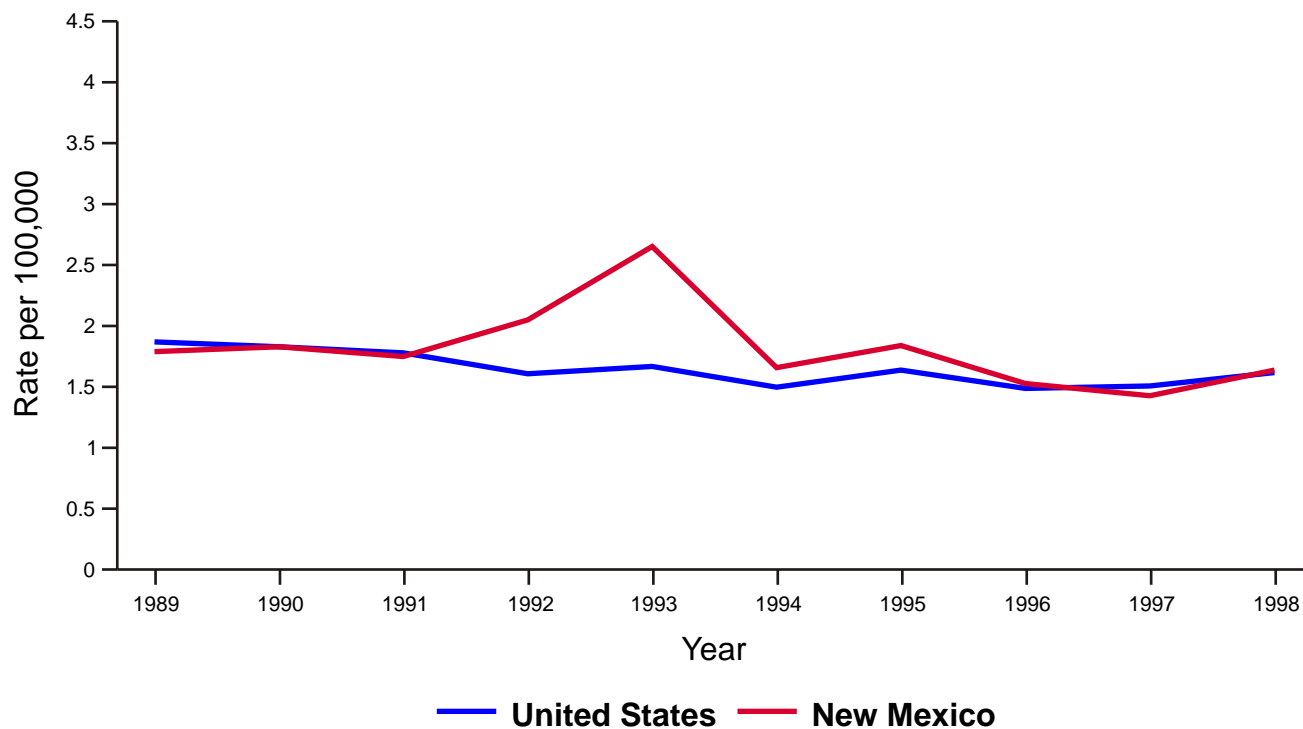
## United States and New Mexico 1989-1998



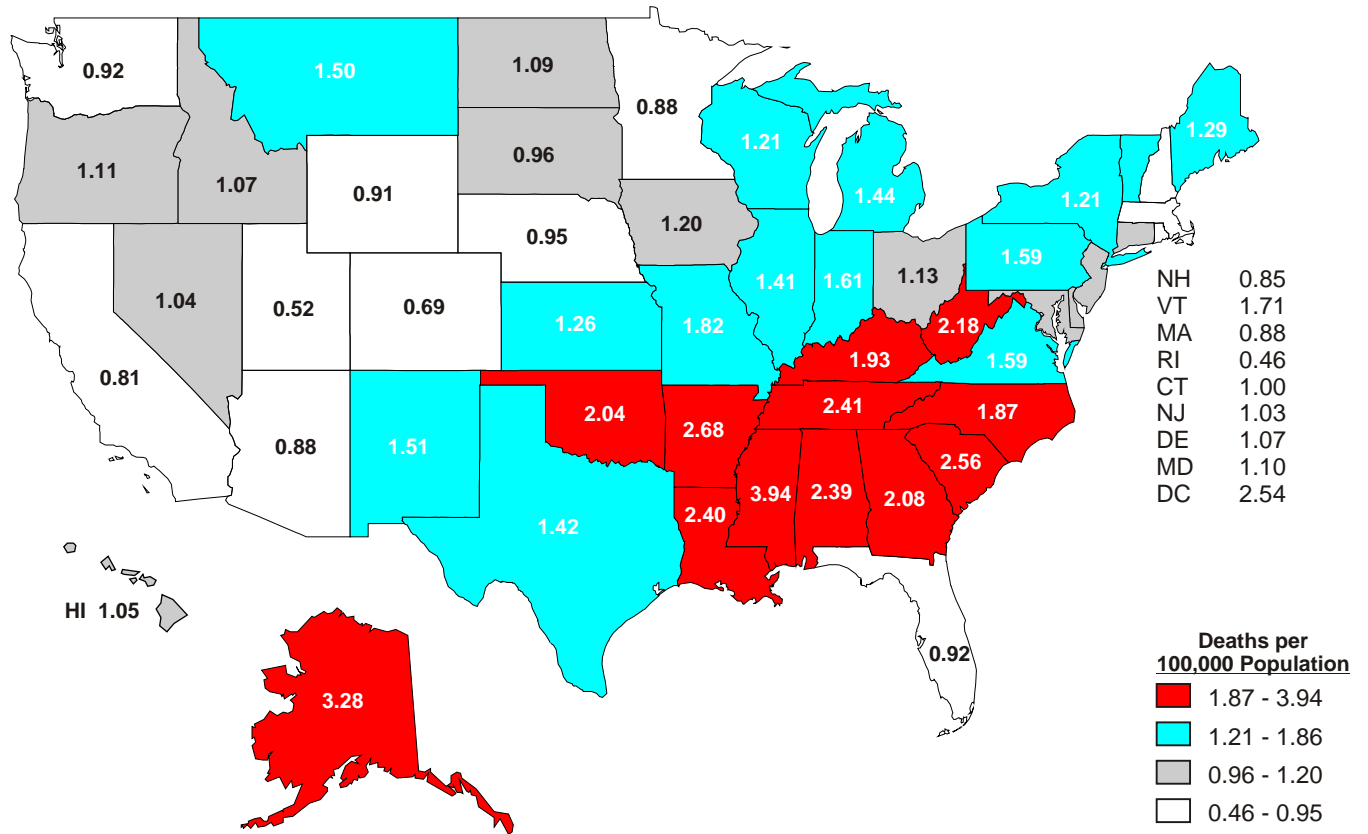
## Unintentional Drowning Death Rates United States, 1996-1998



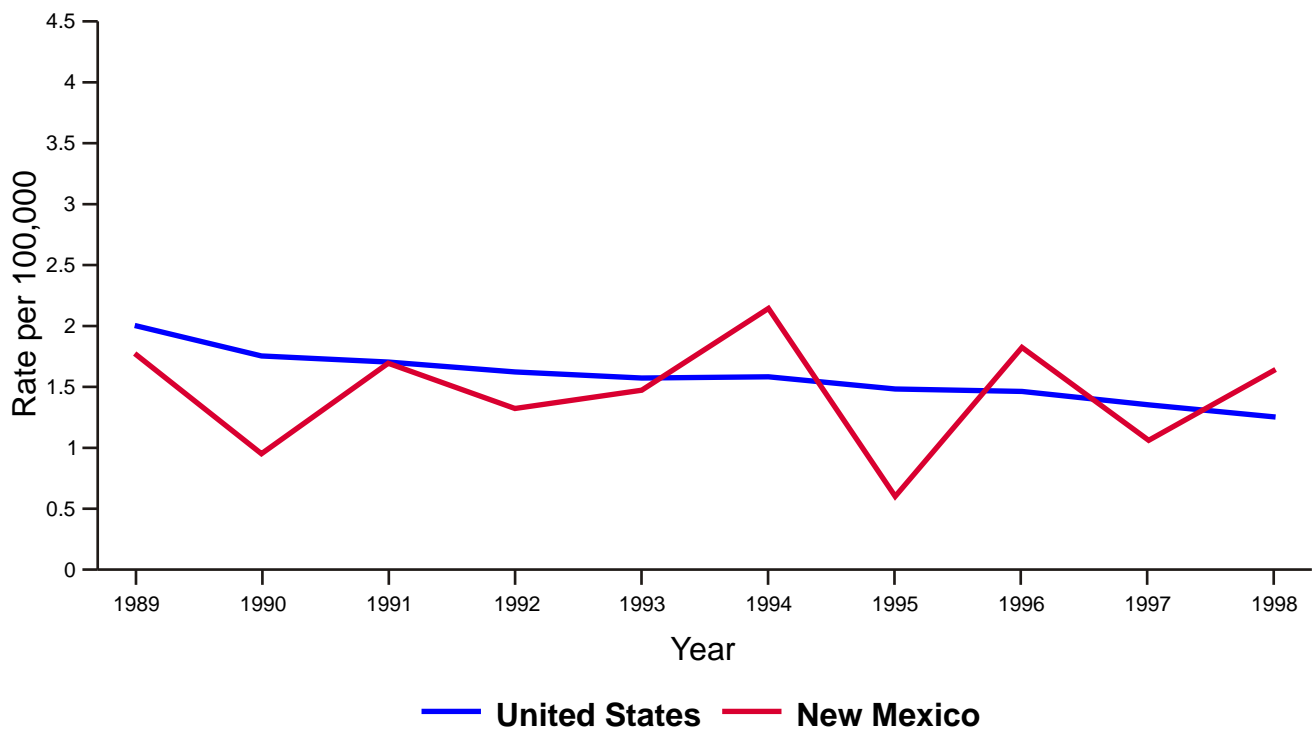
## United States and New Mexico 1989-1998



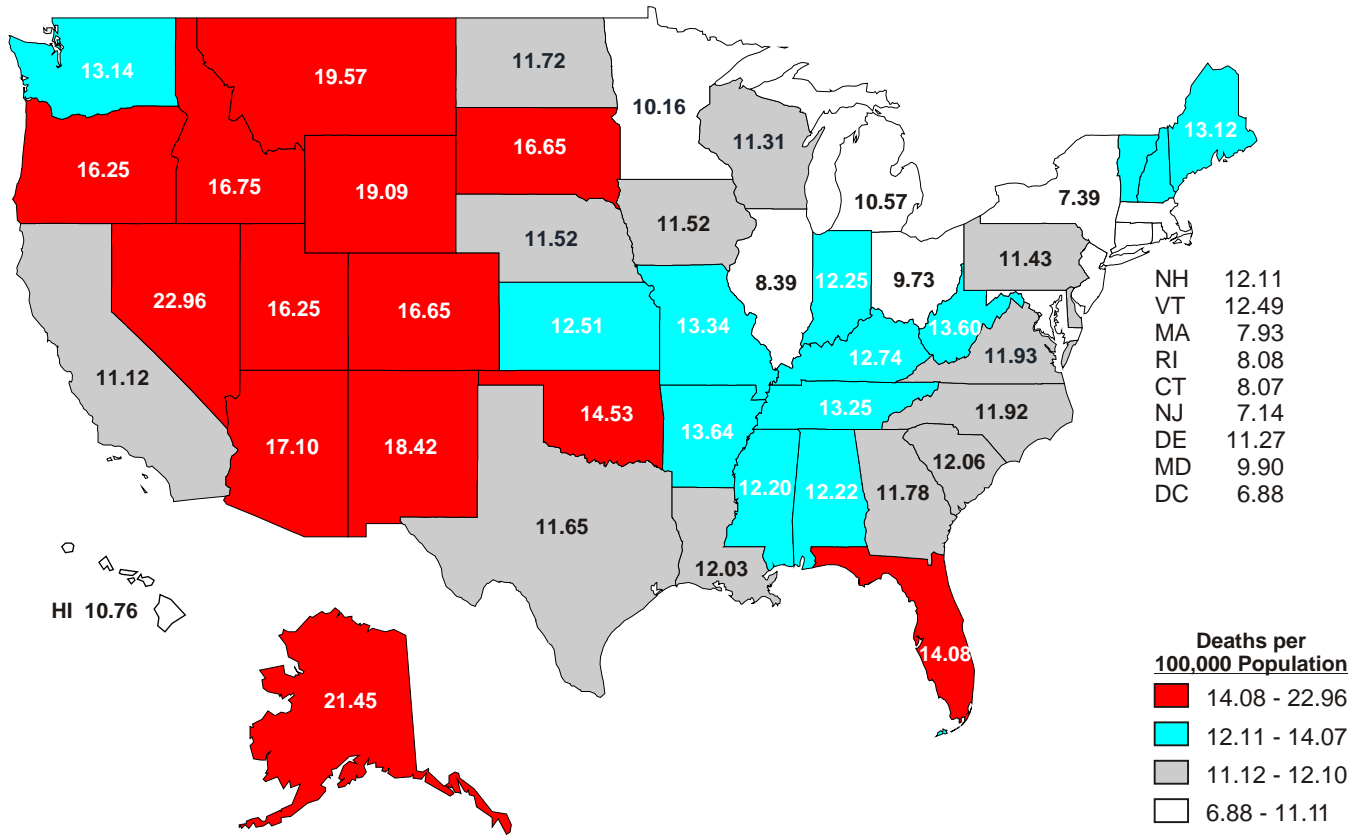
## Unintentional Fire and Burn-Related Death Rates United States, 1996-1998



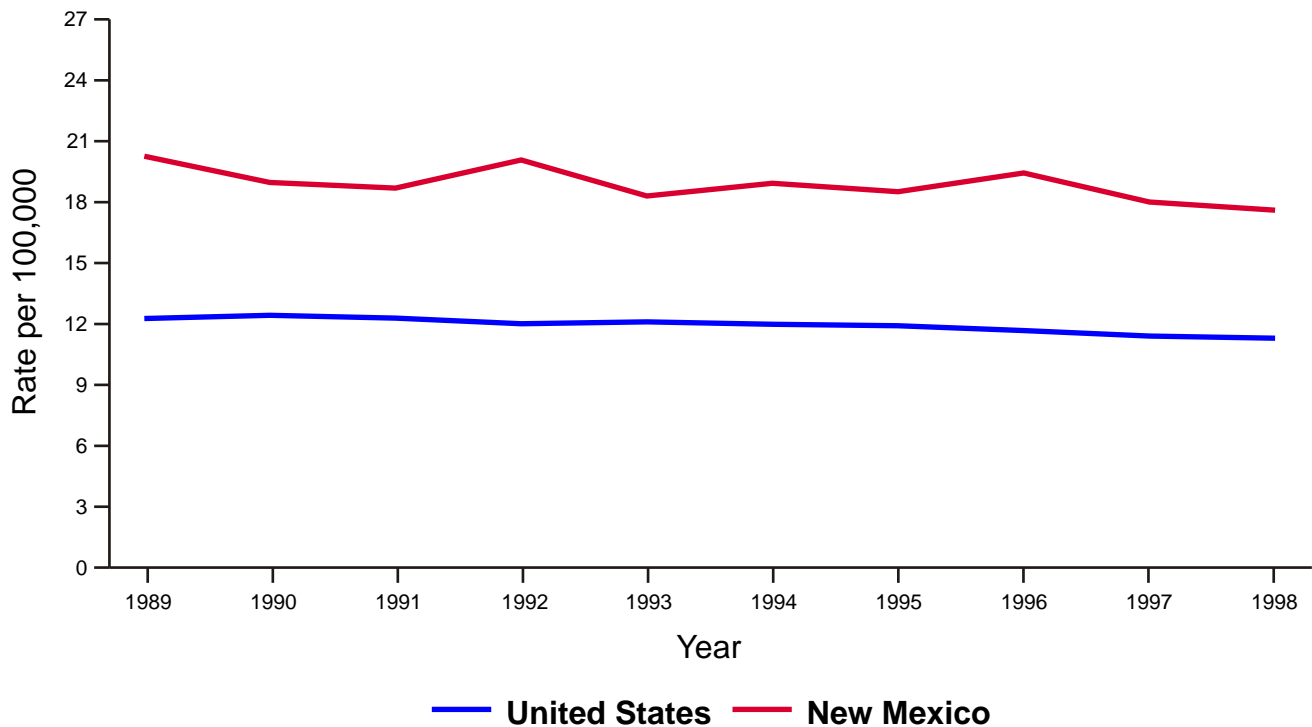
## United States and New Mexico 1989-1998



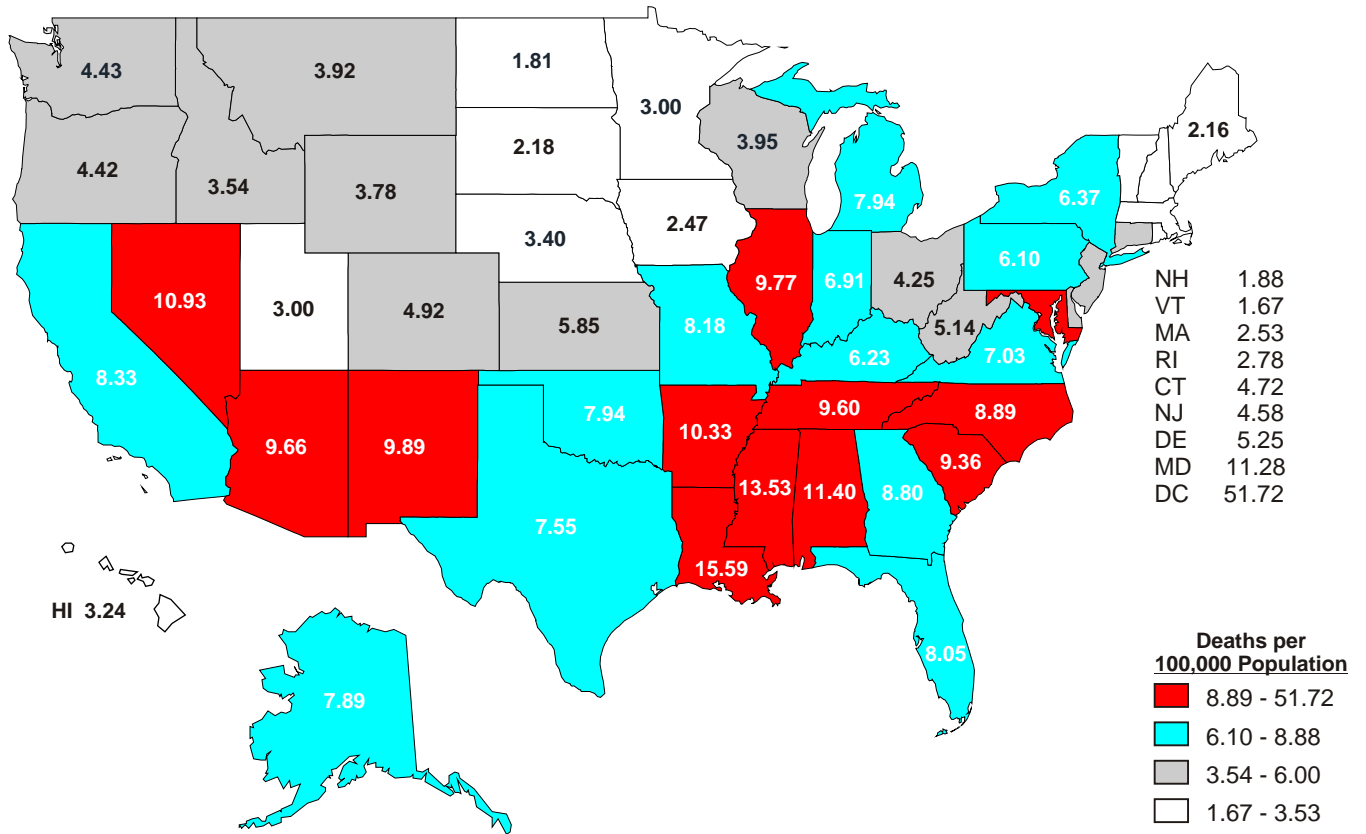
## Suicide Death Rates United States, 1996-1998



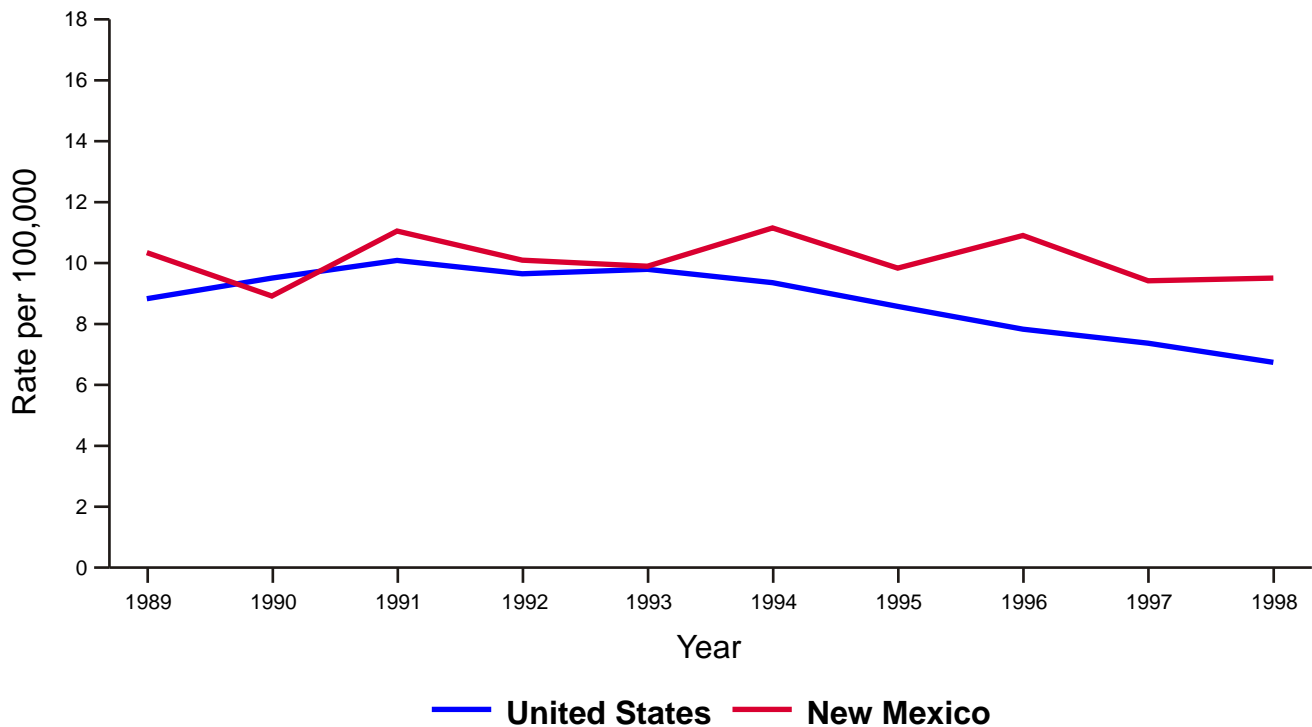
## United States and New Mexico 1989-1998



## Homicide Death Rates United States, 1996-1998

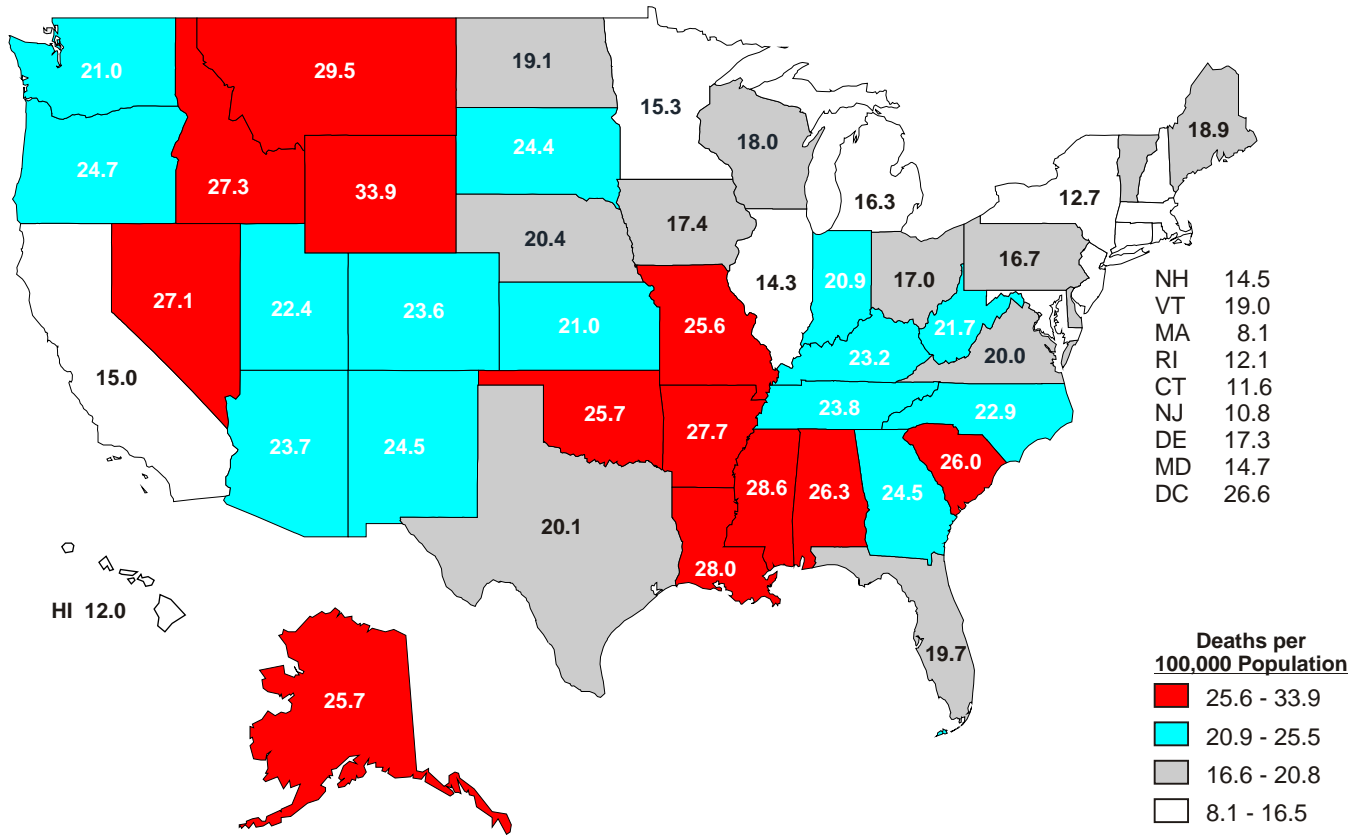


## United States and New Mexico 1989-1998

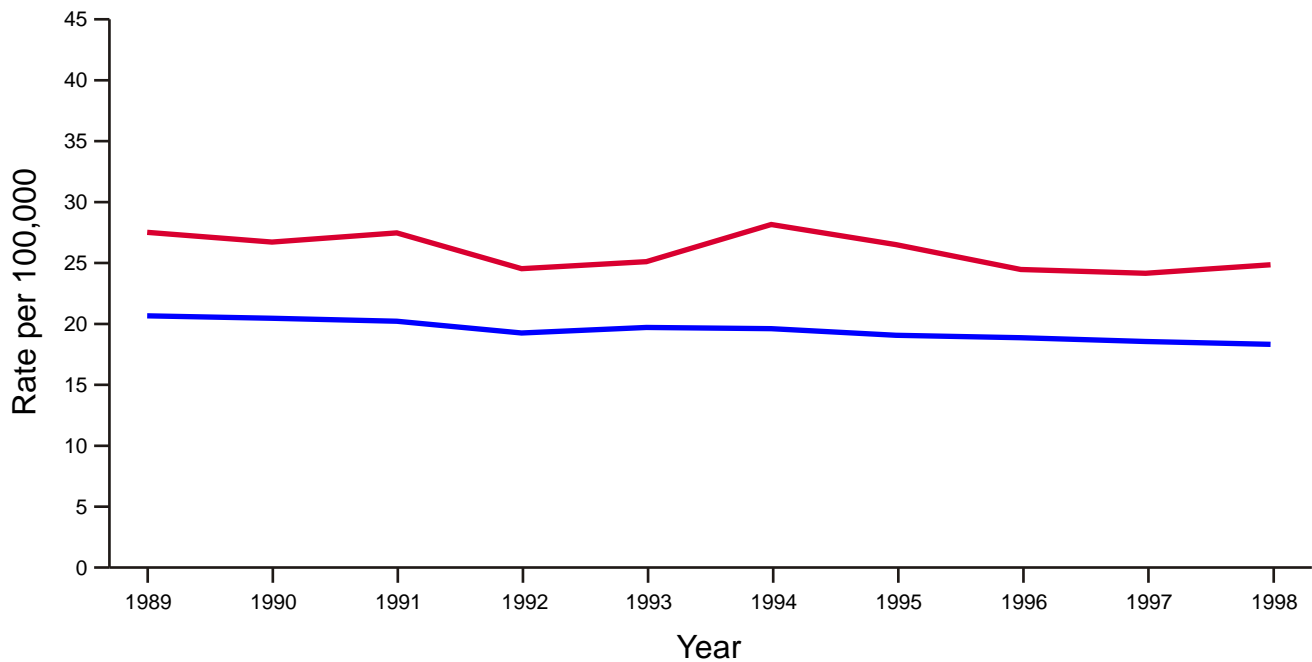




## Traumatic Brain Injury-Related Death Rates\* United States, 1996-1998



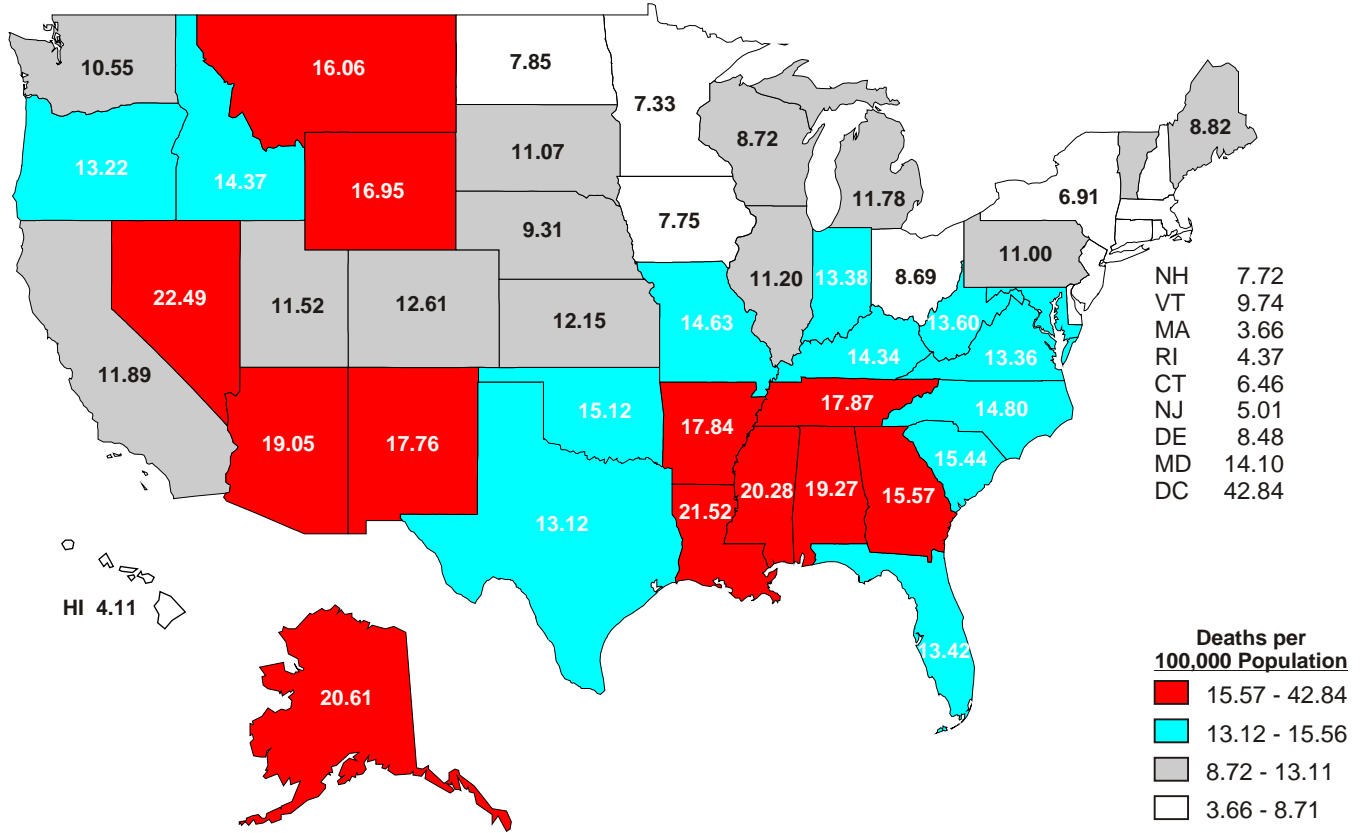
## United States and New Mexico 1989-1998



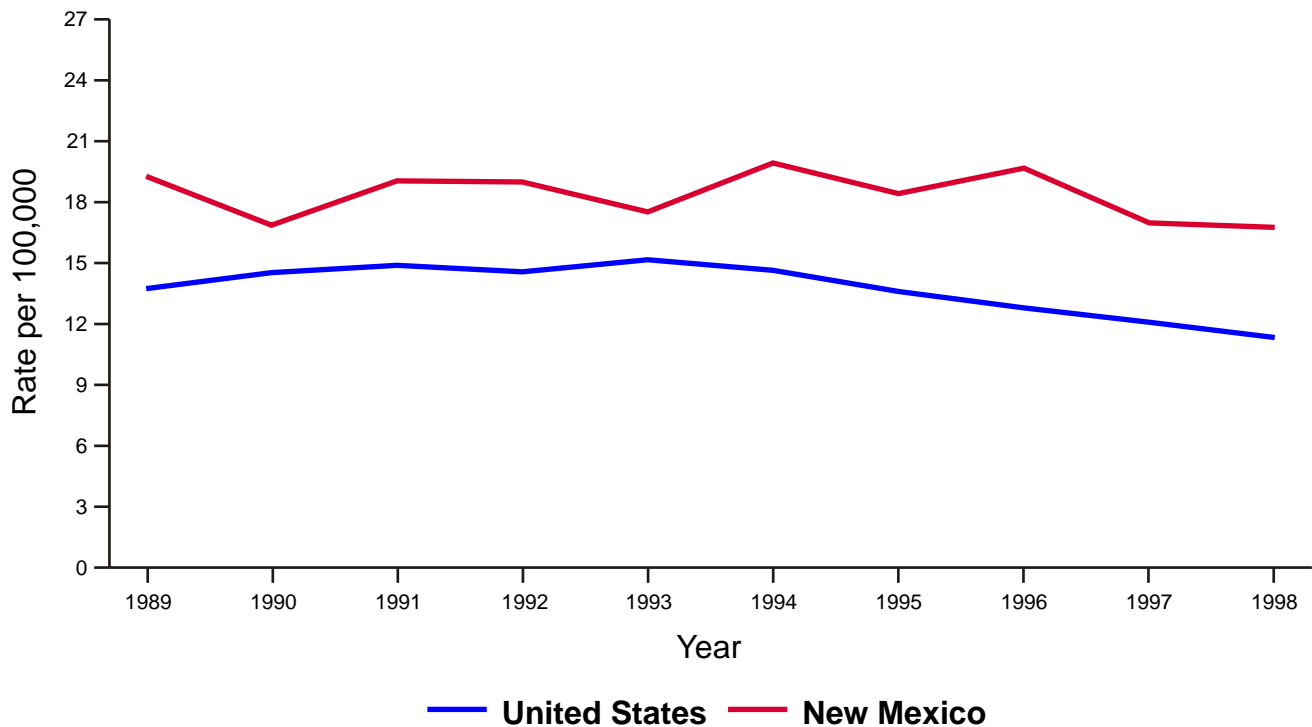
— United States — New Mexico

\* Includes unintentional and intentional deaths from motor vehicles, firearms, falls, and other causes (of determined and undetermined intent).

## Firearm-Related Death Rates United States, 1996-1998

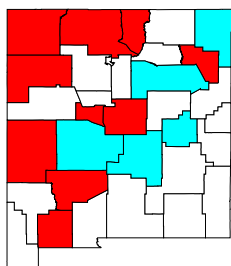


## United States and New Mexico 1989-1998

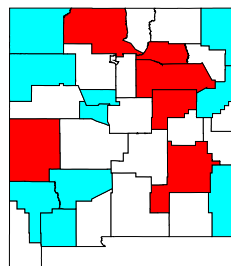


\* Includes deaths from firearm suicide, firearm homicide, unintentional firearm-related deaths, and firearm-related deaths of undetermined intent.

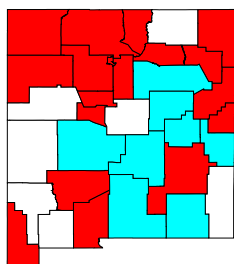
# New Mexico 1989-1998



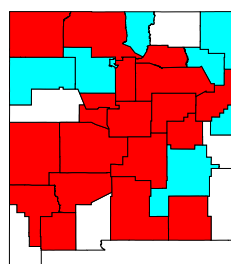
**Motor Vehicle**  
**421** Deaths/Year  
 U.S. 16.4  
 NM 26.2  
 Excess Deaths/Year **159**



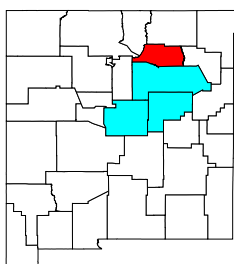
**Homicides**  
**165** Deaths/Year  
 U.S. 8.7  
 NM 10.1  
 Excess Deaths/Year **22**



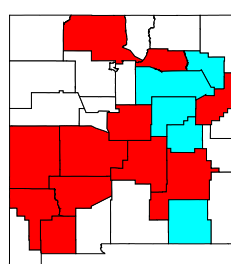
**Falls**  
**99** Deaths/Year  
 U.S. 4.3  
 NM 7.7  
 Excess Deaths/Year **55**



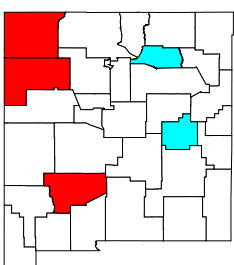
**Suicides**  
**296** Deaths/Year  
 U.S. 12.0  
 NM 19.0  
 Excess Deaths/Year **114**



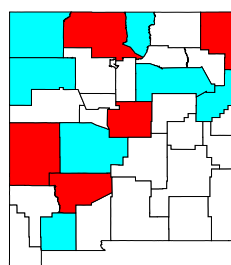
**Fires/Burns**  
**23** Deaths/Year  
 U.S. 1.6  
 NM 1.6



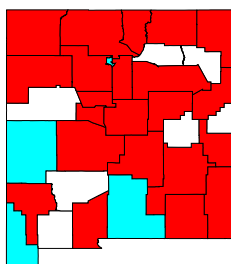
**Firearms**  
**291** Deaths/Year  
 U.S. 13.7  
 NM 18.3  
 Excess Deaths/Year **75**



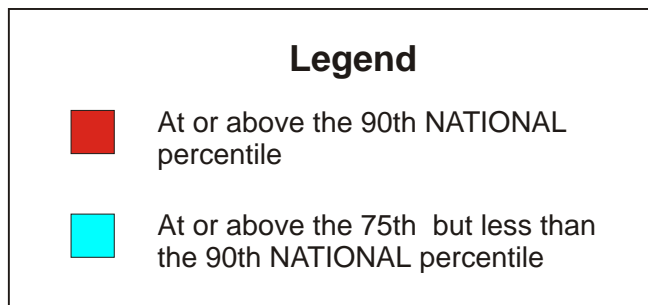
**Drownings**  
**30** Deaths/Year  
 U.S. 1.7  
 NM 1.8  
 Excess Deaths/Year **3**



**Traumatic Brain Injury**  
**362** Deaths/Year  
 U.S. 18.5  
 NM 22.9  
 Excess Deaths/Year **71**



**Poisonings**  
**139** Deaths/Year  
 U.S. 3.2  
 NM 8.8  
 Excess Deaths/Year **90**





# **CDC-Funded Injury Control Projects**

---

SAFER·HEALTHIER·PEOPLE™



# CDC-Funded Injury Control Projects in NEW MEXICO

CDC's National Center for Injury Prevention and Control (NCIPC) funds two programs in New Mexico to build the state's ability to keep its citizens safe.

## Core Injury Programs

### *State-Based Core Injury Program Development*

New Mexico is one of 23 states receiving CDC funding to establish a point of coordination for injury control efforts, assess injury data and surveillance resources within the state, and develop a state injury control plan. A core injury development program is a cooperative effort to develop or strengthen the capacity of state public health agencies to prevent and control injuries. These programs possess some combination of these features and tools:

- 1) injury prevention coordinator;
- 2) up-to-date profile of injuries within the state from existing data sources;
- 3) advisory structure to facilitate collaboration with public and private sector groups;
- 4) relationships with organizations, agencies, and individuals interested or experienced in injury prevention or control; and
- 5) a current plan for injury prevention and control based on the state's priorities.

The enhanced program will strengthen coordination of the New Mexico's injury prevention activities and to improve injury surveillance. *(New Mexico Department of Health)*

## Intentional Injury

### *Rape Prevention and Education*

A nationwide grant program providing resources to states for rape prevention and education programs conducted by rape crisis centers, State sexual assault coalitions, and other public and private nonprofit entities for:

- 1) educational seminars;
- 2) operation of hotlines;
- 3) training programs for professionals;
- 4) preparation of informational material;
- 5) education and training programs for students and campus personnel designed to reduce the incidence of sexual assault at colleges and universities;
- 6) education and training to increase awareness about drugs to facilitate rapes or sexual assaults; and
- 7) other efforts to increase awareness about, or to help prevent, sexual assault, including efforts to increase awareness in underserved communities and awareness among individuals with disabilities.

*(New Mexico Department of Health)*

## Notes



## Notes

## Notes