

# **NATOPS GENERAL FLIGHT AND OPERATING INSTRUCTIONS**



## **OPNAV INSTRUCTION 3710.7S**

THIS MANUAL SUPERSEDES OPNAV INSTRUCTION 3710.7R  
DATED 15 JANUARY 1997

DEPARTMENT OF THE NAVY  
OFFICE OF THE CHIEF OF NAVAL OPERATIONS

**15 NOV 2001**



DEPARTMENT OF THE NAVY  
OFFICE OF THE CHIEF OF NAVAL OPERATIONS  
2000 NAVY PENTAGON  
WASHINGTON, D.C. 20350-2000

OPNAVINST 3710.7S  
N789J3  
15 November 2001


OPNAV INSTRUCTION 3710.7S

From: Chief of Naval Operations

Subj: NATOPS GENERAL FLIGHT AND OPERATING INSTRUCTIONS

Encl: (1) NATOPS General Flight and Operating Instructions

1. Purpose. To issue enclosure (1) that provides policy and procedural guidance applicable to a broad spectrum of users and complements individual NATOPS manuals.
2. Cancellation. OPNAVINST 3710.7R.
3. Background. The Naval Air Training and Operating Procedures Standardization (NATOPS) Program is a positive approach toward improving combat readiness and achieving a substantial reduction in the aircraft mishap rate. Standardization, based on professional knowledge and experience, provides the basis for development of sound operating procedures. The standardization program is not intended to stifle individual initiative, but rather to aid commanding officers in increasing their unit's combat potential without reducing command prestige or responsibility.
4. Reproduction. Duplication of this publication for other than military use, without specific authority of the Chief of Naval Operations, is not authorized.
5. Instructions. All instructions that are cited in the text are listed (with their current suffixes) in Appendix C.
6. Reports and Forms. Reports and forms required by this instruction are listed on pages xxi and xxii.

  
M.J. McCABE  
Director, Air Warfare

**OPNAVINST 3710.7S**  
**15 NOVEMBER 2001**

Distribution:

SNDL A (Navy Department) (less A2A (CNR, only), A3, A5 and A6)  
A2A (Department of the Navy Staff Officers (CNR, only)) (3)  
A6 (Headquarters U.S. Marine Corps) (27)  
B (Special Agencies of DOD Requiring Direct  
Distribution of Navy Publications and Directives  
(Less B2D Atlanta, B5 and 86)  
B5 (U.S. Coast Guard) (10)  
B6 (Other Government Agencies) (FAA, only) (2)  
21A (Fleet Commanders in Chief)  
22A (Fleet Commanders) (2)  
23 (Force Commanders) (2)  
23B3 (Special Force Commander EUR)  
(COMARSURVECFORSIXTHFLT, only) (3)  
23C (Naval Reserve Force Commander) (8)  
24 (Type Commanders) (less 24A, 24D and 24J)  
24A (Naval Air Force Commanders) (20)  
24D (Surface Force Commanders) (2)  
24J (Fleet Marine Force Commands) (7)  
26A (Amphibious Group)  
26C (Beach Group)  
26F (Operational Test and Evaluation Force)  
26CC (Fleet Coordinating Group)  
26GG2 (Explosive Ordnance Disposal Mobile Unit, Group and Detachment, PAC)  
26JJ (Fleet Area Control and Surveillance Facility)  
26RR (Fleet Imaging Command, Center Facility and Detachment)  
26SS (Mobile Mine Assembly Group and Unit)  
26HHH (Command and Control Warfare Group and Detachment)  
26KKK (Tactical Training Group)  
28A (Carrier Group) (2)  
28B (Cruiser-Destroyer Group) (2)  
28C (Surface Group and Force Representative)  
28D (Destroyer Squadron)  
28J (Combat Logistics Squadrons)  
28L (Amphibious Squadron) (2)  
29A (Guided Missile Cruiser) (CG) (2)  
29B (Aircraft Carrier (CV), (CVN) (14)  
29E (Destroyer (DD) 963 Class)  
29F (Guided Missile Destroyer (DDG)) (2)  
29AA (Guided Missile Frigate) (FFG 7)  
31A (Amphibious Command Ship) (LCC)  
31G (Amphibious Transport Dock) (LPD)  
31H (Amphibious Assault Ship) (LHA) (LPH) (2)  
31I (Dock Landing Ship) (LSD) (2)  
31N (Multi-Purpose Amphibious Assault Ship) (LHD)  
T-100V (Ammunition Ship) (AE)  
T-100W (Combat Store Ship) (AFS)  
32H (Fast Combat Support Ship) (AOE)  
32KK (Miscellaneous Command Ship) (AGF) (2)  
41B (Area Commander, MSC) (COMASCPAC, only) (2)  
42 (Naval Aviation) (12) (Less 42B, 42D, 42K, 42L, 42N, 42P, 42R, 42S, 42T, 42U,  
42W, 42X, 42Z, 42BB, 42CC, 42DD, 42GG)  
42A3 (Fleet Air Command EUR) (Aeromedical Safety Unit)

Distribution (continued):

SNDL 42B2 (Functional Wing Commander PAC) (6)  
 42B3 (Functional Wing Commander Reserve) (7)  
 42D (Fleet Aviation Specialized Operational Training Group) (55)  
 42E (Type Wing Commanders) (3)  
 42J (Carrier Air Wing (CVW))  
 42L1 (Fighter Squadron) (VF) (12)  
 42N (Air Anti-Submarine Squadron) (VS) (Less VS41 (12))  
 42N (Air Anti-Submarine Squadron) (VS) (VS-41) (45)  
 42P (Patrol Wing and Squadron) (VP) (VPU) (Less PATWING 2, VP-22, VP-30, and VP-46) (15)  
 42P (Patrol Wing and Squadron) (VP) (PATWING 2) (42); (VP-22) (30); (VP-30) (100); (VP-46) (24)  
 42Q (Fleet Logistic Support Wing and Squadron) (Less 42Q3, VRC-50) (15)  
 42Q3 (Fleet Logistics Support Wing and Squadron, Reserve) (VR) (8)  
 42R (Fleet Composite Squadron) (VC) (12)  
 42S (Air Test and Evaluation Squadron) (VX), (Antarctic Development Squadron (VXE) (20))  
 42T (Tactical Air Control Group and Squadron) (VTC) (3)  
 42U (Helicopter Combat Support Squadron) (HC) (12) (Less HC-3, HC-6, HC-11, and HC-8)  
 42U (Helicopter Combat Support Squadron) (HC) (HC-3) (20); (HC-6) (40); (HC-11) (25); (HC-8) (30)  
 42W (Helicopter Mine Countermeasures Squadron) (HM) (10)  
 42X (Fleet Air Reconnaissance Squadron) (VQ) (Less VQ-1, VQ-2, VQ-3, and VQ-4)  
 42X (Fleet Air Reconnaissance Squadron) (VQ) (VQ-1 and VQ-2) (30); (VQ-3 and VQ-4) (45)  
 42Z (Electronic Attack Squadron) (VAQ) (Less VAQ-129) (12)  
 42Z (Electronic Attack Squadron) (VAQ) (VAQ-129) (30)  
 42BB (Helicopter Anti-Submarine Squadron) (HS) (Less HS-1 and HS-10) (12)  
 42BB (Helicopter Anti-Submarine Squadron) (HS) (HS-1 and HS-10) (30) and (HS-6) (10)  
 42CC (Helicopter Anti-Submarine Squadron, Light) (HSL) (Less HSL-30, HSL-40 and HSL-41) (20)  
 42CC (Helicopter Anti-Submarine Squadron, Light) (HSL) (HSL-30) (35); (HSL-40 and HSL-41) (50)  
 42DD (Carrier Airborne Early Warning Squadron) (VAW) (Less VAW-120) (12)  
 42DD (Carrier Airborne Early Warning Squadron) (VAW) (VAW-110 and VAW-120) (30)  
 42FF (Strike Fighter Weapons School)  
 42GG (Strike Fighter Squadron) (VFA) (24)  
 42HH (Helicopter Combat Support Special Squadron) (10)  
 42XX (Fighter Squadron Composite Reserve) (VFC)  
 45A1 (Fleet Marine Force Commands) (2)  
 45A2 (Marine Expeditionary Force) (4)  
 45B (Marine Division) (12)  
 45O (Light Antiaircraft Missile Battalion and Headquarters and Service Battery)  
 45Q (Division and Service Support Group and Battalion)  
 45T (Air Naval Gunfire Liaison Company, FMF)  
 45V (Expeditionary Brigade and Unit) (2)  
 46 (Fleet Marine Force-Aviation) (Less 46B, 46C1, 46J, 46MI, 46M2, 46P2, 46P4, 46R, 46S, 46T) (5)  
 46B (Aircraft Wing) (CG, Second MAF, only)  
 46C1 (Aircraft Group) (Less MAG-24, MAG-12, MAG-14, MAG-11, MAG-36, and MAG-29) (12)  
 46C1 (Aircraft Group) (MAG-12 and MAG-14) (45); (MAG-24) (35); (MAG-29) (22, 12 for-NAOS); (MAG-36) (20) (MAG-16) (50)



**OPNAVINST 3710.7S**  
**15 NOVEMBER 2001**

Distribution (continued):

SNDL 46J (Air Control Squadron) (MACS-2, only) (4)  
46MI (Headquarters and Headquarters Squadron) (10)  
46M2 (Marine Aviation Logistics Squadron) (MALS-16, only)  
46P2 (Helicopter Squadron) (5) (Less HMLA-267 and HMM-265)  
46P2 (Helicopter Squadron) (HMLA-267) (50); (HMM-265) (10)  
46P4 (Helicopter Training Squadron) (Less HMT-204, HMT-302 and HMT-303) (10)  
(HMT-301) (15)  
46P4 (Helicopter Training Squadron) (HMT-204) (30); (HMT-302) (35);  
(HMT-303) (60)  
46R (Marine Wing Support Squadron)  
46S (Air Traffic Control Squadron) (6)  
46T (Training Squadrons) (35)  
50 (Unified and Specified Commands) (2)  
C1 (Naval Personnel at Army Activities) (2)  
C2 (Naval Personnel at Air Force Activities) (2)  
C25A (OPNAV Support Activity Detachment) (Ft. Detrick)  
C3 (Naval Personnel at DOD or other Government Agencies)  
C5 (Military Assistance Advisory Groups) (Less C5G Netherlands)  
C5G (Office of Defense Cooperation Netherlands, only) (2)  
C6B (Military Groups) (Quito, Ecuador, only)  
C7 (U.S. Defense Attache Offices) (London, only) (10)  
C40 (Shore-Based Detachments Meteorology & Oceanography)  
C43A (Security Group Detachments)  
C49B (Scientific and Technical Group)  
C58J (Air Maintenance Training Group Detachment) (30) (NAMTRADET Cecil Field (66))  
C84C (Sea Logistics Center Detachments)  
C84D (Undersea Warfare Center Detachments) (2)  
C4C (Finance Center)  
E3A (Laboratory Research)  
E7A (Audit Service)  
FA6 (Air Station LANT) (15) (Less NAS Jacksonville, NAS Keflavik, and NS Norfolk)  
FA6 (Air Station LANT) (NAS Jacksonville and NAS Keflavik) (30); (NS Norfolk) (50)  
FA7 (Station LANT) (12)  
FA30 (Weapons Training Facility LANT)  
FA47 (NAVHOSP) (Portsmouth, VA, only)  
FA49 (Medical Clinic LANT)  
FB6 (Air Facility PAC) (15)  
FB7 (Air Station PAC) (24)  
FB10 (Station PAC)  
FB34 (Fleet Activities)  
FB44 (Missile Range Facility) (5)  
FB48 (Support Facility PAC)  
FB58 (Hospital/Medical Center PAC) (Okinawa, only)  
FB60 (Medical Clinic PAC)  
FC4 (Air Facility EUR) (United Kingdom (40))  
FC7 (Station EUR) (12)  
FC11 (Security Force Company Marine Corps, EUR)  
FC14 (Air Station EUR) (22)  
FC16 (Medical Clinic EUR)  
FC17 (Hospital EUR)

Distribution (continued):

SNDL	FD	(Shore Activities under the Command of COMNAVMETOCCOM as delegated by the CNO) (Less FD2 and FD4)
	FD2	(Naval Oceanographic Office)
	FD4	(Ice, Meteorology , and Oceanography Center) (Naval Ice Center, Suitland, MD, only)
	FE4	(Security Group Activity) (4)
	FF5	(Safety Center) (20)
	FF6	(Observatory, Naval)
	FF8	(Inspection and Survey Board) (Washington, DC, only)
	FF38	(Naval Academy) (30)
	FF42	(SCOL Postgraduate) (20)
	FF44	(Naval War College) (2)
	FF72	(Medical Clinic, Naval Academy)
	FG6	(Computer and Telecommunications Area Master Station) (Guam, only)
	FH1	(Medicine and Surgery) (Code 02T, 03, 03C, 3C13, 3CI, and 3C12 only) (5)
	FHI5	(Environmental and Preventative Medicine Unit) (2)
	FH18	(Operational Medical Institute) (20)
	FJA9	(Enlisted Personnel Management Center)
	FJA10	(Manpower Analysis Center)
	FJA4A1	(Recruiting District) (3)
	FKA1A	(Air Systems Command) (00, 1.0, 4.0, 5.0, 6.0) (10); (5.OF) (30)
	FKA1C	(Facilities Engineering Command) (0662B, only)
	FKA8F2	(Program Management Office) (8)
	FKN1	(Facilities Engineering Command Division) (3)
	FKP1E	(Undersea Warfare Center and Divisions) (Newport) (Code 3825, only)
	FKP4A	(Coastal Systems Station) (Dahlgren Division)
	FKP4E	(Surface Warfare Center) (Dahlgren) (Indian Head only)
	FKP21	(Sea Logistics Center) (4)
	FKR1A	(Air Station NAVAIRSYSCOM) (20)
	FKR1B	(Aviation Depot) (10)
	FKR1C	(Marine Aviation Detachment NAVAIRSYSCOM) (10)
	FKR6A	(Air Warfare Center Aircraft and Training Systems Division) (Patuxent River (20); Indianapolis (3); and Trenton (2), only)
	FKR6B	(Air Warfare Center Weapons Division) (Point Mugu, only) (10)
	FKR6C	(Air Weapons Station) (25)
	FKR6DI	(Naval Test Wing Atlantic) (10)
	FKR6D2	(Naval Test Wing Pacific) (10)
	FKR6E	(Naval Strike Aircraft Test Squadron) (30)
	FKR6F	(Naval Rotary Wing Aircraft Test Squadron) (30)
	FKR6G	(Naval Force Aircraft Test Squadron) (3)
	FKR6H	(Naval Test Pilot School) (30)
	FKR6I	(Naval Weapons Test Squadron) (30)
	FR3	(Air Station) (Less NAS Willow Grove and NAS Dallas) (12)
	FR3	(Air Station) (NAS Willow Grove) (33); (NAS Dallas) (22)
	FR4	(Air Facility NAVRESFOR) (12)
	FR5	(Air Reserve) (12)
	FRIO	(Reserve Center) (Omaha, only) (12)
	FR14	(Air Reserve Center) (16)
	FSI	(Intelligence) (5)
	FTI	(Chief of Naval Education and Training) (12)
	FT2	(Air Training) (30)

**OPNAVINST 3710.7S**  
**15 NOVEMBER 2001**

Distribution (continued)

SNDL FT6 (Air Station CNET) (25) (Less NAS Corpus Christi, NAS Kingsville, TX and NAS Whiting Field)

FT6 (Air Station CNET) (NAS Corpus Christi) (250); (NAS Kingsville) (41); (NAS Whiting Field) (400)

FT9 (Aviation Museum)

FT10 (Aviation Schools Command) (26)

FT12 (Air Maintenance Training Group) (3)

FT13 (Air Technical Training Center) (4)

FT16 (Marine Aviation Training Support Group, CNET) (65)

FT22 (Fleet Combat Training Center)

FT24 (Fleet Training Center) (FTC, San Diego) (3)

FT28 (Education and Training Center)

FT39 (Technical Training Center) (Meridian) (60)

FT43 (Surface Warfare Officers School Command)

FT45 (SCOL Explosive Ordnance Disposal)

FT46 (Fleet Anti-Submarine Warfare Training Center)

FT51 (Mine Warfare Training Center)

FT65 (Fleet Intelligence Training Center)

FT74 (Naval Reserve Officers Training Corps Unit)

FT78 (Education and Training Professional Developmental and Technology Center )

FT79 (Flight Demonstration Squadron) (Blue Angels) (5)

FT90 (Training Air Wing) (6) (Less Training Air Wing 5)

FT90 (Training Air Wing) (Training Air Wing 5) (425)

FT9I (Training Squadron) (12) (Less TRARON 7, and TRARON 10)

FT 91 (Training Squadron) (TRARON 7) (70); (TRARON 10) (100)

FT108 (Hospital Medical Center PAC)

FU1 (Administrative Unit)

FW1 (National Naval Medical Center)

FW4 (Medical Clinic NDW)

V3 (Marine Corps Air Base Commanders) (12)

V4 (Marine Corps Air Facility) (Less MCAF Quantico) (6)

V4 (Marine Corps Air Facility) (MCAF Quantico) (30)

V5 (Marine Corps Air Station) (Less MCAS Beaufort) (25)

V5 (Marine Corps Air Station) (MCAS Beaufort) (35)

V11 (Marine Corps Institute) (2)

V12 (Combat Development Command Marine Corps)

V15 (Marine Corps District) (Garden City, Philadelphia, only)

V16 (Marine Corps Base)

V22 (Marine Corps Aircraft Group) (10)

OPNAV (N765, N789E, N781 D, N413T, N780E4, N785F, N780F, N789J3, (100), N5 1, N63)

Copy to:

(8th Flying Training Squadron, 756 Elam Road Suite 102, Vance AFB, OK 73705-5308) (14)  
(Airfield Operations Office, Lawson Army Airfield, Fort Benning, GA 31905) (2)  
'Air Force Plant Representative, Hughes Aircraft Co, Culver City, CA 90230)  
(Base Operations Officer, Naval Marine Corps Auxiliary Landing Field, Bogue, Newport, NC 28500)  
(Commander, 7240th Support Squadron, APO New York 09085)  
(Commander, Naval Air Systems Command (PMA205-1D3)) (3)  
(Defense Contract Administration Services Management Area Wichita, Wichita Mid-  
Continental Airport Terminal Building, Wichita, KS 67209) (3)  
(Defense Logistics Agency, Defense Plant Representative Office, IBM Corporation,  
Route 17C Bldg 901A, D14, Owego NY 13827-1298)  
(Defense Logistics Agency, Defense Plant Representative Office, Grunian St. Augustine  
P.O. Box Drawer 3447, St. Augustine, FL 32085-3447) (2)  
(Department of Defense Joint Air Reconnaissance Control Center, NAS Boca Chica,  
Key West, FL 33040) (2)  
(Division of Military Application, Atomic Energy Commission,  
Germantown, MD 20767) (2)  
(FAA (AAT-21), 800 Independence Ave., SW, Washington, DC 20591)  
(Headquarters, Aerospace Maintenance and Regeneration Center (AFRL) Davis Monthan  
Air Base, Arizona 85707)  
(Headquarters, USAF Logistics Command (XOOS), Wright Patterson AFB, OH 45443)  
(Headquarters, U.S. Army, 5001 Eisenhower Ave., Alexandria VA 22333) (2)  
(Headquarters, U.S. Army, Aviation Center, ATZQ-ES-FS, Ft. Rucker, AL 36362) (10)  
(Headquarters, 4440th Tactical Fighter Training Group, Nellis AFB, NV 89191)  
(Joint War Games Agency, OJCS, Washington, DC 20390)  
(Marine Corps Combat Development Command (C4614A), 2008 Elliot Road,  
Quantico, VA 22134-5029)  
(Navy Marine Corps Auxiliary Landing Field, Bogue, Newport NC 28570)  
,Navy Training Support Unit, C/O Reflectone Training Systems, P.O. Box 21869  
Waco, TX 76702)  
(NASA, Wallops Island, VA 23337)  
(National Oceanic and Atmospheric Administration, NOAA Corps, NC2,  
6010 Executive Blvd., Rockville, MD 20952) (3)  
(Navy Air Logistics Office, 4400 Dauphine St., New Orleans, LA 70146-7500)  
(Office of the Surgeon General, Code SGP AAF, Forrestal Building, 1000  
Independence Ave., Washington, DC 20314)  
(Officer in Charge, Navy Management Systems Support Office Detachment, Pacific, Naval Station,  
Box 368217, 3075 Eel Alley, San Diego, CA 92136-5183)  
(SECNAV/OPNAV Directive Control Office Washington Navy Yard Bldg. 36  
901 M Street SE Washington DC 20374-5074) (25 copies)  
(Senior U.S. Naval Officer, 301 Maritime Air Squadron, C/O Navy Section, JUSMMAT,  
APO New York 09324)  
(Sabreliner, C/O Tracor Flight Services Inc., P.O. Box 33213, NAS  
Pensacola, FL 32508-33213) (3)  
(USAFE (DOOT), APO New York 09633)  
(U.S. Coast Guard Safety Center, 2100- 2nd St. SW, Washington, DC 20593)  
(USMC Tactical Electronic Warfare Squadron 1, 1st Marine Aircraft Wing, FMF  
Pacific, Unit 82303 FPO AE 09503-9208)  
(U.S. Naval Security Group-Activity, Sabana Seca, FPO AA 34053)  
(USN Exchange Officer, HS-817 Squadron, RAN Base NOWRA, Unit 11020, APO AP 96554)

Reproduction for nonmilitary use of the information or illustrations contained in this publication is not permitted without specific approval of the issuing service (CNO).

**LIST OF EFFECTIVE PAGES**

TOTAL NUMBER OF PAGES IN THIS PUBLICATION IS 285, CONSISTING OF THE FOLLOWING:

<i>Page No.</i>	<i>Change</i>
Letter of Issuance.....	0
2 – 7 .....	0
i – iii.....	0
v – xvii .....	0
xix – xx .....	0
xxi – xxii .....	0
xxiii – xxix.....	0
xxxi – xxxvii.....	0
1-1 – 1-4.....	0
2-1 – 2-29.....	0
3-1 – 3-18.....	0
4-1 – 4-9.....	0
5-1 – 5-25.....	0
6-1 – 6-4.....	0
7-1 – 7-6.....	0
8-1 – 8-26.....	0
9-1 – 9-2.....	0
10-1 – 10-25.....	0
11-1 – 11-15.....	0
12-1 – 12-12.....	0
13-1 – 13-5.....	0
A-1 – A-14.....	0
B-1 – B-2 .....	0
C-1 – C-2 .....	0
D-1 – D-14.....	0
E-1 – E-6.....	0
F-1 – F-4 .....	0
G-1 – G-2 .....	0
H-1 – H-3 .....	0
I-1.....	0
J-1 – J-2.....	0
K-1 – K-3 .....	0
Index-1 – Index-11.....	0

## RECORD OF CHANGES

Change Number and Date of Change	Date of Entry	Page Count Verified by (Signature)

<b>INTERIM CHANGE SUMMARY</b>
-------------------------------

The following Interim Changes have been canceled or previously incorporated in this manual:

INTERIM CHANGE NUMBERS	REMARKS/PURPOSE
1 thru 22	Previously Incorporated

The following Interim Changes have been Incorporated in this Change/Revision:

INTERIM CHANGE NUMBER	REMARKS/PURPOSE
23	Ejection Seat Chart
24	Non US Gov't Inst Approach Procedures
25	Ejection Seat Chart (Update)
26	NASTP Curriculum Requirements
27	Flight Ops with NVDs
28	Unit Natops Evaluations
29	Ejection Seat Chart (Update)
30	Wx Briefings and Criteria

Interim Changes Outstanding – To be maintained by the custodian of this manual:

INTERIM CHANGE NUMBER	ORIGINATOR/DATE (or DATE/TIME GROUP)	PAGES AFFECTED	REMARKS/PURPOSE

# NATOPS General Flight and Operating Instructions

## CONTENTS

	<i>Page No.</i>
<b>CHAPTER 1 -- INTRODUCTION</b>	
1.1 GENERAL .....	1-1
1.1.1 Purpose and Scope .....	1-1
1.1.2 Change Procedures .....	1-1
1.1.3 Change Symbols.....	1-1
1.1.4 Waiver Requests.....	1-1
1.1.5 How To Get Copies.....	1-2
1.2 OTHER GOVERNING SOURCES OF INFORMATION .....	1-2
1.2.1 NATOPS Manuals .....	1-2
1.2.2 Local Flying Rules and Instructions .....	1-2
1.2.3 Federal Aviation Regulations (FAR) .....	1-3
1.2.4 DOD Flight Information Publications (FLIPs) (NOTAL) and Notices to Airmen (NOTAMs) (NOTAL).....	1-3
1.2.5 FAA <b>Order</b> 7110.65 (Air Traffic Control (NOTAL)).....	1-3
1.2.6 NATOPS Air Traffic Control Facilities Manual (NAVAIR 00-80T-114) .....	1-3
1.2.7 Other Instructions .....	1-3
1.3 EXPLANATION OF TERMS .....	1-3
1.4 WARNINGS, CAUTIONS, AND NOTES .....	1-4
1.5 WORDING.....	1-4
<b>CHAPTER 2 -- NAVAL AIR TRAINING AND OPERATING PROCEDURES STANDARDIZATION PROGRAM</b>	
2.1 PURPOSE.....	2-1
2.2 NATOPS PROGRAM ORGANIZATION .....	2-1
2.2.1 NATOPS Program Duty Assignments.....	2-1
2.2.2 Responsibilities.....	2-3
2.2.3 NATOPS Program Products and Publications .....	2-4
2.3 NATOPS PROGRAM ADMINISTRATION.....	2-5
2.3.1 General Administration Requirements .....	2-5
2.3.2 Categories of NATOPS Publications .....	2-6
2.3.3 Formal Changes to NATOPS Publications.....	2-9
2.3.4 Distribution of Changes.....	2-9
2.3.5 Incorporation of Changes .....	2-9



2.4	CREATING, UPDATING AND CANCELING NATOPS PUBLICATIONS .....	2-10
2.4.1	Creating a New Publication .....	2-10
2.4.2	Updating Existing Publications .....	2-10
2.4.3	Canceling a Publication .....	2-12
2.5	CHANGE RECOMMENDATIONS .....	2-12
2.5.1	Routine Change Recommendations .....	2-12
2.5.2	Urgent Change Recommendations .....	2-12
2.6	NATOPS REVIEW CONFERENCE PROCEDURES .....	2-19
2.6.1	General .....	2-19
2.6.2	Responsibilities .....	2-19
2.6.3	Contractor Support of NATOPS Review Conferences .....	2-19
2.6.4	Convening Decision .....	2-19
2.6.5	Scheduling .....	2-21
2.6.6	Conference Location .....	2-21
2.6.7	Convening Announcement .....	2-21
2.6.8	Conference Agenda .....	2-21
2.6.9	Preliminary Conferences .....	2-21
2.6.10	Conduct of NATOPS Review Conferences .....	2-22
2.6.11	Conference Report .....	2-22
2.6.12	Publication Production Package .....	2-25
2.6.13	Implementation of Approved Agenda Items .....	2-26
2.6.14	Final Prepublication Review .....	2-26
2.7	NATOPS EVALUATION PROCEDURES .....	2-26
2.7.1	General .....	2-26
2.7.2	Definitions .....	2-26
2.7.3	Implementation .....	2-27
2.7.4	Procedures .....	2-27
2.7.5	Ground Evaluation .....	2-28
2.7.6	Evaluation Flight .....	2-28
2.7.7	Documentation/Record .....	2-28
2.7.8	Unit NATOPS Evaluation .....	2-28

### CHAPTER 3 -- POLICY GUIDANCE

3.1	POLICY CONCERNING USE OF AIRCRAFT .....	3-1
3.1.1	Special Policies .....	3-1
3.1.2	Nonessential Flights .....	3-2
3.1.3	Personnel Authorized To Pilot Naval Aircraft .....	3-3
3.1.4	Personnel Authorized To Taxi Naval Aircraft .....	3-4
3.1.5	Personnel Authorized To Perform Crew Duties in Naval Aircraft .....	3-4
3.2	ORIENTATION FLIGHTS .....	3-5
3.2.1	Purpose .....	3-5
3.2.2	Categories of Eligible Participants for Orientation Flight .....	3-5
3.2.3	Flight Prerequisites .....	3-6
3.2.4	Flight Limitations .....	3-6
3.2.5	Approval Authority .....	3-7

	<i>Page No.</i>
3.3 FLIGHT DEMONSTRATIONS AND STATIC EXHIBITS .....	3-9
3.3.1 Naval Aircraft Participation .....	3-9
3.3.2 Approval Authority.....	3-9
3.3.3 Regulations .....	3-9
3.3.4 Exception .....	3-10
3.3.5 NATO Flight Demonstrations .....	3-10
3.3.6 NATO Live Weapons Demonstrations.....	3-10
3.4 EMPLOYMENT OF NAVAL AVIATORS BY CIVILIAN CONTRACTORS .....	3-10
3.5 COMMAND .....	3-10
3.5.1 Pilot in Command.....	3-10
3.5.2 Formation Leader.....	3-11
3.5.3 Mission Commander.....	3-11
3.5.4 Instructors .....	3-11
3.6 AIRCREW COORDINATION/CREW RESOURCE MANAGEMENT .....	3-11
3.6.1 Critical Behavioral Skills.....	3-12
3.6.2 Ineffective ACT/CRM .....	3-12
3.6.3 Effective ACT/CRM Training.....	3-12
3.7 OPERATIONAL-RISK MANAGEMENT .....	3-13
3.7.1 ORM Process Description .....	3-13
3.7.2 Enhancing ORM .....	3-13
3.8 FUNCTIONAL CHECKFLIGHTS .....	3-13
3.8.1 Crew Composition .....	3-13
3.8.2 Weather Criteria .....	3-13
3.9 REPORTING AND RECORDING OF DEVIATIONS AND VIOLATIONS OF FLYING REGULATIONS AND MISHAP INFORMATION .....	3-14
3.9.1 Reports of Investigations of Violations of Flying Regulations .....	3-14
3.9.2 FAA Reports and Cooperation .....	3-15
3.9.3 Applicability of Flying Regulations Other Than Naval .....	3-15
3.9.4 Alleged Air Defense Identification Zone Violations.....	3-15
3.9.5 Flight Personnel Training/Qualification Jacket Entry/Aviators Flight Log Book Entry .....	3-15
3.9.6 Incident Reports.....	3-16
3.10 CROSS-COUNTRY PLANNING .....	3-16
3.10.1 Cross-Country Flight .....	3-16
3.10.2 Risk Assessment .....	3-16
3.10.3 Implementation .....	3-17
3.11 TERMINAL INSTRUMENT PROCEDURES .....	3-17
3.11.1 General.....	3-17
3.11.2 U.S. Civil Airports.....	3-17
3.11.3 Other than U.S. Airports.....	3-17
3.11.4 Conformance to TERPs .....	3-17
3.11.5 Annual Revalidation .....	3-18

**CHAPTER 4 -- FLIGHT AUTHORIZATION, PLANNING, AND APPROVAL**

4.1	FLIGHT AUTHORIZATION.....	4-1
4.1.1	Authority.....	4-1
4.1.2	Documentation.....	4-1
4.1.3	Flightcrew Requirements.....	4-1
4.2	MINIMUM FLIGHTCREW REQUIREMENTS.....	4-1
4.2.1	Aircraft Commander Requirement.....	4-1
4.2.2	Insufficient NATOPS Guidance.....	4-1
4.2.3	Helicopters Not Requiring a Copilot.....	4-2
4.2.4	Use of Lookouts.....	4-2
4.2.5	Rescue Helicopters Operating Over Water.....	4-2
4.3	FLIGHT PLANNING.....	4-2
4.3.1	Preflight Planning.....	4-2
4.4	AUTHORIZED AIRFIELDS.....	4-2
4.4.1	Aircraft Operations.....	4-2
4.4.2	Helicopter/Tilt-rotor and VSTOL/STOL Landing Areas.....	4-3
4.4.3	Fuel Purchase.....	4-3
4.4.4	Flight Plans.....	4-3
4.4.5	Signing the Flight Plan.....	4-5
4.5	FLIGHT PLAN MODIFICATION.....	4-6
4.6	OTHER PREFLIGHT REQUIREMENTS.....	4-6
4.6.1	Call Sign Requirements.....	4-6
4.6.2	Manifest Requirements.....	4-6
4.6.3	Weather Briefing.....	4-6
4.6.4	Weather Criteria for Filing.....	4-7
4.6.5	Minimum Fuel Requirements.....	4-8
4.6.6	Weight and Balance Control.....	4-9
4.7	CLOSING OF FLIGHT PLAN.....	4-9
4.7.1	Military Installations.....	4-9
4.7.2	Nonmilitary Installations.....	4-9

**CHAPTER 5 -- FLIGHT RULES**

5.1	GENERAL FLIGHT RULES.....	5-1
5.1.1	Aircraft Lighting.....	5-1
5.1.2	Right-of-Way Between Single and Formations of Aircraft.....	5-2
5.1.3	Unusual Maneuvers Within Class B, C, or D Airspace.....	5-2
5.1.4	Aircraft Speed.....	5-2
5.1.5	Special Use Airspace.....	5-3
5.1.6	Military Training Routes (MTRs).....	5-3
5.1.7	Flight Over the High Seas.....	5-5
5.1.8	Supersonic Flight Operations.....	5-6
5.1.9	Aerobatic Flight.....	5-6

	<i>Page No.</i>
5.1.10 Simulated Air Combat Maneuvering (ACM) Training Rules.....	5-7
5.1.11 Simulated Instrument Flight.....	5-12
5.1.12 Formation Flying.....	5-13
5.2 VISUAL FLIGHT RULES PROCEDURES.....	5-14
5.2.1 Compliance With Directives.....	5-14
5.2.2 Judgment.....	5-14
5.2.3 See and Avoid.....	5-15
5.2.4 Weather Minimums.....	5-15
5.2.5 Weather Conditions Precluding VFR Flight.....	5-15
5.2.6 Additional Requirements.....	5-15
<b>5.3 INSTRUMENT FLIGHT RULES AND POSITIVE CONTROL PROCEDURES .....</b>	<b>5-17</b>
5.3.1 General Requirements.....	5-17
5.3.2 Aircraft Equipment Requirements.....	5-18
5.3.3 Instrument Departures.....	5-19
5.3.4 Instrument Approaches and Landing Minimums.....	5-19
5.4 HELICOPTER/TILTROTOR OPERATIONS.....	5-21
5.4.1 Helicopter/Tiltrotor Operations in Class B, C, or D Airspace.....	5-21
5.4.2 Helicopter/Tiltrotor Terrain Flight Operations.....	5-21
5.4.3 Helicopter/Tiltrotor Night Hover Operation Over Water.....	5-21
5.5 REDUCING FLIGHT-RELATED DISTURBANCES.....	5-21
5.5.1 Annoyance to Civilians and Endangering Private Property.....	5-21
5.5.2 Disturbance of Wildlife.....	5-22
5.5.3 Zooming of Vessels.....	5-22
5.5.4 Avoidance of Commercial Carriers and Aircraft of Civil Registry.....	5-22
5.5.5 Avoidance of Installations Important to Defense.....	5-23
5.5.6 Jettisoning Fuel.....	5-23
5.5.7 Air-to-Air Missile Training Flights.....	5-23
5.5.8 Expenditure of Airborne Stores Through Extensive Cloud Cover.....	5-23
5.6 FLAMEOUT APPROACHES.....	5-23
5.6.1 Actual Flameout Approaches.....	5-23
5.6.2 Simulated Flameout Approaches.....	5-23
5.7 FLIGHT OPERATIONS WITH NIGHT VISION DEVICES.....	5-24
5.7.1 General.....	5-24
5.7.2 Operating Limitations.....	5-24
5.8 OPERATION OF UNMANNED AERIAL VEHICLES (UAVs).....	5-25
5.8.1 General Precautions.....	5-25
5.8.2 Specific Operating Limitations.....	5-25
5.8.3 Displays and Demonstrations.....	5-25
5.8.4 Overall Use and Control.....	5-25

## **CHAPTER 6 -- AIR TRAFFIC CONTROL**

6.1 APPLICABILITY.....	6-1
------------------------	-----

6.2	AIR TRAFFIC CONTROL PROCEDURES .....	6-1
6.2.1	Authorized Personnel .....	6-1
6.2.2	Control Tower.....	6-1
6.2.3	Control of Formation Flights.....	6-1
6.2.4	Taxi Instructions .....	6-1
6.2.5	Departure Instructions .....	6-1
6.2.6	Minimum Fuel .....	6-2
6.2.7	Handling of VIP Aircraft.....	6-2
6.2.8	Approach Instructions.....	6-2
6.3	LANDING INSTRUCTIONS.....	6-2
6.3.1	Reduced Same Runway Separation.....	6-3
6.3.2	Procedure for Checking Wheels Down and Locked.....	6-3
6.3.3	Runway Braking Action Advisory/Condition Readings .....	6-3
6.4	LETTERS OF AGREEMENT .....	6-4
6.5	VITAL MILITARY OPERATIONS .....	6-4
6.5.1	Priority .....	6-4
6.5.2	Letters of Agreement.....	6-4

**CHAPTER 7 -- SAFETY**

7.1	FLIGHT PRECAUTION .....	7-1
7.1.1	General Precautions.....	7-1
7.1.2	Starting, Turning, and Taxiing .....	7-2
7.1.3	Takeoff.....	7-3
7.1.4	Takeoff and Landing Checklists.....	7-3
7.1.5	Power Failure on Multiengine Aircraft .....	7-3
7.1.6	Distress and Emergency .....	7-4
7.1.7	Ditching and Bailout.....	7-4
7.1.8	Command and Control Communication.....	7-4
7.1.9	Tobacco Products in Aircraft.....	7-5
7.2	PREVENTION OF CARBON MONOXIDE AND OTHER TOXIC BY-PRODUCT CONTAMINATION .....	7-5
7.2.1	Safety Belts and Shoulder Harnesses .....	7-5
7.2.2	Reclining Seats .....	7-6
7.2.3	Unusual Performance of Aircraft .....	7-6

**CHAPTER 8 -- AEROMEDICAL AND SURVIVAL**

8.1	GENERAL.....	8-1
8.2	AVIATION LIFE SUPPORT SYSTEMS .....	8-1
8.2.1	Aircrew Personal Protective Equipment Requirements .....	8-1
8.2.2	Liferafts .....	8-4
8.2.3	Parachutes.....	8-4
8.2.4	Oxygen/Cabin Pressurization .....	8-5

	<i>Page No.</i>
8.3 HUMAN PERFORMANCE AND AEROMEDICAL QUALIFICATIONS FOR FLIGHT AND FLIGHT SUPPORT PERSONNEL.....	8-6
8.3.1 General.....	8-6
8.3.2 Factors Affecting Personnel Readiness and Qualifications.....	8-6
8.3.3 Performance Maintenance During Continuous and Sustained Operations.....	8-11
8.4 NAVAL AVIATION SURVIVAL TRAINING PROGRAM.....	8-12
8.4.1 Naval Aviation Survival Training Program.....	8-12
8.4.2 Approved Curricula.....	8-18
8.5 SEARCH AND RESCUE PILOT/RESCUE SWIMMER TRAINING.....	8-22
8.5.1 Definitions.....	8-23
8.5.2 Training Requirements.....	8-23
8.5.3 Prerequisites.....	8-23
8.6 AVIATION PHYSICAL EXAMINATIONS AND QUALIFICATIONS.....	8-23
8.6.1 General Requirements.....	8-23
8.6.2 Required Evaluations.....	8-23
8.6.3 Scope of Examinations.....	8-24
8.6.4 Disposition of Aircrew Found Not Physically Qualified (NPQ).....	8-24
8.6.5 Medical Service Groups.....	8-25
8.6.6 Medical service Group III Pilot in Command Requests.....	8-26

## CHAPTER 9 -- MISCELLANEOUS

9.1 PARACHUTE JUMPS.....	9-1
9.1.1 General.....	9-1
9.1.2 Delayed Release Jumps.....	9-1
9.1.3 Jump Precautions.....	9-1
9.1.4 Federal Aviation Regulations.....	9-1
9.1.5 Demonstrations.....	9-1
9.2 SECURITY OF AIRCRAFT AWAY FROM BASE.....	9-1
9.2.1 General.....	9-1
9.2.2 Aircraft Mishap.....	9-1
9.3 AIRCRAFT NOISE ABATEMENT.....	9-1
9.4 CLAIMS FOR PERSONAL PROPERTY IN MARITIME DISASTERS OF AIRCRAFT.....	9-1
9.5 U.S. CUSTOMS, HEALTH, IMMIGRATION, AND AGRICULTURAL CLEARANCE.....	9-2
9.5.1 Naval Aircraft.....	9-2
9.5.2 Military Aircraft Arriving in the Continental U.S. From Overseas.....	9-2
9.5.3 Discharging of Passengers/Cargo.....	9-2
9.5.4 Foreign Military Aircraft.....	9-2
9.5.5 Medical or Economic Insect Pests.....	9-2
9.6 DISPERSAL OF PESTICIDES.....	9-2

<b>CHAPTER 10 -- FLIGHT RECORDS, REPORTS, AND FORMS</b>	<i>Page No.</i>
10.1 NAVAL FLIGHT RECORD SUBSYSTEM.....	10-1
10.2 AIRCRAFT INSPECTION AND ACCEPTANCE (AIA) RECORD, OPNAV 4790/141 .....	10-1
10.2.1 Pilot in Command .....	10-1
10.2.2 "Limitations/Remarks" .....	10-2
10.3 NAVAL AIRCRAFT FLIGHT RECORD, OPNAV 3710/4.....	10-2
10.3.1 Documentation of the Naval Aircraft Flight Record .....	10-3
10.3.2 Aircraft Data Section .....	10-6
10.3.3 Aircrew Data Section.....	10-8
10.3.4 Logistics Data Section .....	10-10
10.3.5 Weapons Proficiency Data Section .....	10-12
10.3.6 Personnel Data.....	10-13
10.3.7 Personnel Exchange Program/DCMC/Any Aeronautically Designated Personnel Assigned to an Activity Where DSF Support Is Not Available .....	10-15
10.3.8 Civilian Crewmembers Flying Naval Aircraft (Active) .....	10-16
10.3.9 Naval Aviation Depots (NAVAVNDEPOTs).....	10-16
10.4 MASTER FLIGHT FILES .....	10-16
10.4.1 Submission Requirements .....	10-16
10.4.2 Specific Requirements.....	10-16
10.4.3 Procedures for Maintaining Master Flight Files.....	10-16
10.4.4 Master Flight File Certification .....	10-17
10.4.5 Storage/Forwarding of Master Flight Files .....	10-17
10.5 AVIATORS FLIGHT LOG BOOK, OPNAV 3760/31.....	10-18
10.5.1 General Policies.....	10-18
10.5.2 Entries.....	10-18
10.6 NATOPS FLIGHT PERSONNEL TRAINING AND QUALIFICATION JACKET, OPNAV 3760/32 .....	10-23
10.7 MONTHLY INDIVIDUAL FLIGHT ACTIVITY REPORT (NAVFLIRS-3) .....	10-24
10.8 INDIVIDUAL FLIGHT ACTIVITY REPORTING SYSTEM (IFARS).....	10-24
10.8.1 Background.....	10-24

**CHAPTER 11 -- GENERAL INSTRUCTIONS ON DUTY INVOLVING FLYING  
AND ANNUAL FLIGHT PERFORMANCE REQUIREMENTS**

11.1 SCOPE, PURPOSE, AND APPLICABILITY .....	11-1
11.1.1 General Policies.....	11-1
11.2 OPERATIONAL FLYING .....	11-2
11.2.1 <b>Aeromedical Officer Flying Policy .....</b>	<b>11-2</b>
11.2.2 Aviation Operations Officer (AVOPS) .....	11-3
11.2.3 Additional Ratings .....	11-3
11.2.4 Minimum Flying Hours .....	11-3
11.2.5 Prorating Minimums .....	11-5

11.2.6	Aviation Qualification/Currency Requirements Summary .....	11-5
11.2.7	Flying Activity Denied.....	11-8
11.2.8	Policy Governing Assignment of Inactive Reserve Personnel.....	11-9
11.3	AVIATION CAREER INCENTIVE PAY.....	11-9
11.3.1	Definitions.....	11-9
11.3.2	Policy and Procedures .....	11-9
11.3.3	Aviation Career Incentive Pay for Rated Members (Rated Members Include Aeronautically Designated Naval Aviators and Naval Flight Officers) .....	11-11
11.4	ENLISTED CREWMEMBERS.....	11-11
11.4.1	Navy Crewmembers.....	11-11
11.4.2	Marine Corps Crewmembers .....	11-12
11.4.3	Hazardous Duty Incentive Pay for Enlisted Member/Aeronautically Designated Enlisted and Nondesigned Officers.....	11-12
11.5	WAIVERS OF MINIMUM FLYING REQUIREMENTS .....	11-12
11.5.1	Authority to Waive.....	11-12
11.5.2	Action Required .....	11-13
11.5.3	Assignment of Other Than Permanently Designated Aeronautical Personnel .....	11-14
11.6	POLICY GOVERNING LOGGING, REPORTING, AND USE OF SIMULATOR TIME .....	11-14
11.6.1	Policy Governing Flying Time Substitution .....	11-14
11.6.2	Policy Governing NATOPS Evaluation Flight Substitution.....	11-14
11.7	INDIVIDUAL AND COMMAND RESPONSIBILITIES.....	11-15
11.7.1	Supervision.....	11-15
11.7.2	Responsibilities .....	11-15
11.8	REVOCAION OF ORDERS TO DUTY INVOLVING FLYING.....	11-15

## CHAPTER 12 -- CLASSIFICATION AND QUALIFICATION OF FLIGHT PERSONNEL

12.1	SCOPE .....	12-1
12.2	MULTIPILOTED FIXED-WING AIRCRAFT (PILOT) .....	12-1
12.2.1	Pilot Classification .....	12-1
12.2.2	Specific Requirements for Qualification.....	12-1
12.2.3	General Requirements for Qualification .....	12-2
12.3	MULTIPILOTED ROTARY-WING AIRCRAFT (PILOT).....	12-3
12.3.1	Pilot Classification .....	12-3
12.3.2	Specific Requirements for Qualification.....	12-3
12.3.3	General Requirements for Qualification .....	12-4
12.4	MULTIPILOTED TILT-ROTOR AIRCRAFT (PILOT).....	12-5
12.4.1	Pilot Classification .....	12-5
12.4.2	Specific Requirements for Qualifications .....	12-5



12.5	NAVAL FLIGHT OFFICERS.....	12-7
12.5.1	Naval Flight Officer Classification .....	12-7
12.5.2	Specific Requirements for Qualification .....	12-7
12.5.3	General Requirements for Qualification .....	12-8
12.6	MARINE AERIAL NAVIGATION OFFICER.....	12-8
12.7	QUALIFICATIONS OF UAV FLIGHTCREW .....	12-8
12.8	TRAINING OF ENLISTED FLIGHT PERSONNEL.....	12-8
12.8.1	General.....	12-8
12.8.2	Flight Records.....	12-8
12.8.3	Auditing of Enlisted Flight Record .....	12-9
12.8.4	Allocation of Temporary Flight Orders.....	12-9
12.9	CLASSIFICATION AND QUALIFICATION OF NAVAL AIRCREWMAN .....	12-9
12.9.1	Naval Aircrewman Classification.....	12-9
12.9.2	General Requirements for Positional Qualification as Naval Aircrewman.....	12-9
12.9.3	Proficiency.....	12-9
12.9.4	Maximum Time Limit for Positional Qualification as Naval Aircrewman.....	12-9
12.9.5	Time of Requalification for Naval Aircrewman.....	12-9
12.9.6	Qualification Waivers for Naval Aircrewmembers.....	12-10
12.10	QUALIFYING AUTHORITIES.....	12-10
12.10.1	Aeronautical Organizations .....	12-10
12.10.2	Nonaeronautical Organizations .....	12-10
12.10.3	Fleet Replacement Squadrons .....	12-10
12.10.4	Guidance for Qualifying Authorities.....	12-10
12.11	QUALIFICATION TO TRANSITION INTO JET, HELICOPTER AND/OR TILT-ROTOR AIRCRAFT .....	12-11
12.11.1	Minimum Training Syllabus Requirements.....	12-11
12.11.2	Action .....	12-11
12.11.3	Chief of Naval Air Training Responsibility .....	12-12
12.12	REPORTS.....	12-12
12.12.1	Navy Flight Personnel .....	12-12
12.12.2	Marine Corps Flight Personnel.....	12-12

**CHAPTER 13 -- INSTRUMENT REQUIREMENTS AND QUALIFICATIONS**

13.1	INSTRUMENT RATINGS AND QUALIFICATIONS.....	13-1
13.1.1	Pilots/Naval Flight Officers Required To Maintain Instrument Ratings/Qualifications.....	13-1
13.1.2	Renewal/Expiration of Instrument Ratings and Qualifications.....	13-1
13.1.3	Composition and Functions of Instrument Flight Boards .....	13-2
13.2	REQUIREMENT FOR INSTRUMENT RATINGS .....	13-3
13.2.1	Standard Rating .....	13-3
13.2.2	Special Rating.....	13-3
13.2.3	Failure To Meet Requirements.....	13-3

13.3	INSTRUMENT RATING FORMS.....	13-5
13.4	AIRCRAFT CONSIDERATIONS.....	13-5

**APPENDIX A -- NATOPS FLIGHT PERSONNEL TRAINING AND QUALIFICATION JACKET**

A.1	INTRODUCTION.....	A-1
A.1.1	Purpose.....	A-1
A.1.2	Scope.....	A-1
A.1.3	Responsibility.....	A-1
A.1.4	Security.....	A-1
A.1.5	Disposition.....	A-1
A.1.6	Review.....	A-1
A.1.7	Design.....	A-1
A.1.8	Maintenance.....	A-1
A.1.9	Forms.....	A-2
A.2	ASSEMBLY AND MAINTENANCE.....	A-2
A.2.1	General.....	A-2
A.2.2	Qualifications and Achievements.....	A-2
A.2.3	Training.....	A-2
A.2.4	Flight Records.....	A-12
A.2.5	Procurement.....	A-12

**APPENDIX B -- AIRCRAFT VISUAL IDENTIFICATION SYSTEM**

B.1	GENERAL.....	B-1
B.1.1	Unit Identification.....	B-1
B.1.2	Aircraft Side Numbers.....	B-1
B.1.3	Marking of Aircraft.....	B-2

**APPENDIX C -- SELECTED AVIATION INSTRUCTIONS**

C.1	SELECTED AVIATION INSTRUCTIONS (LISTED IN NUMERICAL SEQUENCE).....	C-1
-----	--	-----

**APPENDIX D -- TOTAL MISSION REQUIREMENT CODES**

D.1	NAVAL AIRCRAFT/SIMULATOR FLIGHT CLASSIFICATION SYSTEM.....	D-1
D.1.1	Primary Source.....	D-1
D.1.2	Deviation.....	D-1
D.2	APPLICABILITY OF THE TOTAL MISSION REQUIREMENT CODES.....	D-1
D.3	CLASSIFICATION OF TOTAL MISSION REQUIREMENT CODES.....	D-1
D.3.1	Purpose of Flight.....	D-1
D.4	GENERAL/SPECIFIC PURPOSE OF FLIGHT CODE COMBINATIONS A THROUGH I (TRAINING FLIGHTS).....	D-2

D.4.1	General Purpose Codes.....	D-2
D.4.2	Specific Purpose Codes .....	D-2
D.5	GENERAL/SPECIFIC PURPOSE OF FLIGHT CODE COMBINATIONS J THROUGH R (SERVICE FLIGHTS).....	D-3
D.5.1	SPCs To Be Used With GPCs J and K for Service Flights .....	D-3
D.5.2	GPCs L, M, N, and O for Service Flights.....	D-3
D.5.3	SPCs Used With GPC P .....	D-4
D.5.4	SPCs Used With GPC Q.....	D-5
D.5.5	SPCs Used With GPC R.....	D-5
D.6	GENERAL/SPECIFIC PURPOSE OF FLIGHT CODE COMBINATIONS S THROUGH Z (COMBAT FLIGHTS).....	D-6
D.7	CURRENTLY ASSIGNED TOTAL MISSION REQUIREMENT CODES.....	D-7

**APPENDIX E -- NAVAL AVIATION SURVIVAL TRAINING PROGRAM  
REQUIREMENTS .....** E-1

**APPENDIX F -- EXCEPTION, SPECIAL QUALIFICATION, SERVICE,  
LANDING, AND APPROACHES CODES**

F.1	EXCEPTION CODES .....	F-1
F.2	SPECIAL QUALIFICATION CODES .....	F-1
F.3	SERVICE CODES.....	F-2
F.4	LANDING CODES .....	F-3
F.5	APPROACH CODES .....	F-3

**APPENDIX G -- TIME ZONE, SYSTEM STATUS, PASSENGER PRIORITY,  
AND OPPORTUNE CARGO CODES**

G.1	TIME ZONE CODES.....	G-1
G.2	SYSTEM STATUS CODES .....	G-1
G.3	PASSENGER PRIORITY CODES .....	G-1
G.4	OPPORTUNE CARGO CODES.....	G-2

**APPENDIX H -- WEAPONS PROFICIENCY CODES**

H.1	ORDNANCE CODES .....	H-1
H.2	DELIVERY DATA CODES .....	H-2
H.3	MISCELLANEOUS DATA RECORD CODES.....	H-3

**APPENDIX I -- SUPPORT CODES**

*Page  
No.*

I.1 SUPPORT CODES .....I-1

**APPENDIX J -- MARINE CODES**

J.1 ASSIGNED SYLLABUS CODES.....J-1

J.2 MARINE SYLLABUS STATUS CODES .....J-1

J.3 MARINE AIRCREW STATUS CODES.....J-2

**APPENDIX K -- CNO (N789F) APPROVED IFAR SIMULATORS**

K.1 NAVY SIMULATORS (PILOT AND NFO SPECIAL CREW TIME)..... K-1

K.2 NAVY SIMULATORS (NFO SPECIAL CREW TIME ONLY)..... K-2

K.3 NONNAVY SIMULATORS (PILOT AND SPECIAL CREW TIME) ..... K-3

# LIST OF ILLUSTRATIONS

	<i>Page No.</i>
<b>CHAPTER 1 -- INTRODUCTION</b>	
Figure 1-1 CNO Areas of Responsibility .....	1-2
<b>CHAPTER 2 -- NAVAL AIR TRAINING AND OPERATING PROCEDURES STANDARDIZATION PROGRAM</b>	
Figure 2-1 NATOPS Program Organization .....	2-2
Figure 2-2 Waiver Delegation Authority .....	2-5
Figure 2-3 NATOPS/Tactical Change Recommendation .....	2-7
Figure 2-4 UCR Approval Process .....	2-11
Figure 2-5 Sample NATOPS Urgent Change Recommendation Message .....	2-13
Figure 2-6 Sample Cognizant Request for Comments Message .....	2-14
Figure 2-7 Sample Response to a Request for Comments Message .....	2-16
Figure 2-8 Sample Cognizant Command UCR Final Disposition Message .....	2-17
Figure 2-9 Sample NATOPS Interim Change Message .....	2-18
Figure 2-10 Sample NATOPS Convening Message .....	2-20
Figure 2-11 Sample Pilot/NFO/Enlisted Aircrew Flight Logbook Entry .....	2-28
<b>CHAPTER 4 -- FLIGHT AUTHORIZATION, PLANNING, AND APPROVAL</b>	
Figure 4-1 IFR Filing Criteria .....	4-7
<b>CHAPTER 5 -- FLIGHT RULES</b>	
Figure 5-1 Basic VFR Flight Minimums .....	5-16
<b>CHAPTER 8 -- AEROMEDICAL AND SURVIVAL</b>	
Figure 8-1 Wind Chill Index .....	8-2
Figure 8-2 Antiexposure Suit Requirement .....	8-3
Figure 8-3 Oxygen Requirements for Pressurized Aircraft Other Than Jet Aircraft .....	8-5
Figure 8-4 Maximum Recommended Individual Flight Time .....	8-7
Figure 8-5 COMNAVAIRSYSCOM Certified Crewmembers Weights .....	8-10
<b>CHAPTER 10 -- FLIGHT RECORDS, REPORTS, AND FORMS</b>	
Figure 10-1 Aircraft Inspection and Acceptance Record (OPNAV 4790/141) .....	10-1
Figure 10-2 Naval Flight Record (OPNAV 3710/4) .....	10-2
Figure 10-3 Aircraft Data Section .....	10-6
Figure 10-4 Aircrew Data Section .....	10-8
Figure 10-5 Logistics Data Section .....	10-11
Figure 10-6 Weapons Proficiency Section .....	10-12
Figure 10-7 Personnel Data Section .....	10-14

Figure 10-8	Monthly Individual Flight Activity Report (NAVFLIRS-3) .....	10-15
Figure 10-9	Qualifications and Achievements (OPNAV 3760/31).....	10-18
Figure 10-10	Personal Changes (OPNAV 3760/31) .....	10-19
Figure 10-11	Summary of Total Flight Record (OPNAV 3760/31).....	10-19
Figure 10-12	Flight Record Summary (OPNAV 3760/31).....	10-20
Figure 10-13	Summary of Pilot Time (OPNAV 3760/31) .....	10-21
Figure 10-14	Flight Record (OPNAV 3760/31).....	10-22
Figure 10-15	Flight Clothing Record (OPNAV 3760/31).....	10-23
Figure 10-16	Accident and Flight Rule Violation Record (OPNAV 3760/31).....	10-24
Figure 10-17	Mishap Record (OPNAV 3760/31) .....	10-24

**CHAPTER 11 -- GENERAL INSTRUCTIONS ON DUTY INVOLVING FLYING  
AND ANNUAL FLIGHT PERFORMANCE REQUIREMENTS**

Figure 11-1	Aviation Qualification/Currency Requirements Summary (Naval Aviator) .....	11-4
Figure 11-2	Aviation Qualification/Currency Requirements Summary (NFO/Flight Surgeon) .....	11-6
Figure 11-3	Aviation Qualification/Currency Requirements Summary (NAC).....	11-7
Figure 11-4	Aviation Status Indicator Codes .....	11-10

**CHAPTER 13 -- INSTRUMENT REQUIREMENTS AND QUALIFICATIONS**

Figure 13-1	NATOPS Instrument Rating Request (OPNAV 3710/2).....	13-4
-------------	--	------

**APPENDIX A -- NATOPS FLIGHT PERSONNEL TRAINING AND QUALIFICATION JACKET**

Figure A-1	Review and Certification Board.....	A-3
Figure A-2	Flight Equipment Issue Record.....	A-4
Figure A-3	Flight Personnel Designation Record .....	A-6
Figure A-4	Mission Qualification Record.....	A-7
Figure A-5	School/Course Attendance Record .....	A-8
Figure A-6	Operational Physiology and Survival Training.....	A-9
Figure A-7	Examination Record.....	A-11
Figure A-8	Mishap/Flight Violation Record .....	A-13
Figure A-9	NATOPS Evaluation Report.....	A-14

**APPENDIX E -- NAVAL AVIATION SURVIVAL TRAINING PROGRAM  
REQUIREMENTS**

Figure E-1	Naval Aviation Physiology Training Program Requirements .....	E-1
Figure E-2	NASTP Training Requirements .....	E-2
Figure E-3	Curriculum Definition by Aircraft Category .....	E-5
Figure E-4	Aviation Survival Training Centers and Curriculum Capabilities .....	E-5
Figure E-5	NASTP Adjunctive Training.....	E-6

## LIST OF FORMS AND REPORTS

### FORMS

The following forms may be obtained through normal Navy supply channels in accordance with CD ROM NAVSUP P600 (NLL), except as noted otherwise.

- Aviators Flight Log Book, OPNAV 3760/31 (4-65), S/N 0107-LF-736-2001
- Clearance for Nonmilitary/Nonaircrew Personnel to Fly in USN/USMC Aircraft, OPNAV 3710/18 (3-95), S/N 01 07-LF-0 19-4600
- Clearance Notice (Aeromedical), NAVMED 6410/2 (5-90), S/N 0105-LF-010-1700
- Flight Weather Briefing, DD-175-1 (9-89), S/N 0102-LF-008-4200
- Grounding Notice (Aeromedical), NAVMED 6410/1 (5-90), S/N 0105-LF-010-1600
- Military Flight Plan, DD 175 (5-86) S/N 0102-LF-001-7500
- NATOPS Tactical Change Recommendation, OPNAV 3710/6 (4-90), S/N 0107-LF-009-7900
- NATOPS Evaluation Report, OPNAV 3710/7 (3-95), S/N 0107-LF-019-4500
- NATOPS Flight Personnel Training and Qualification Jacket, OPNAV 3760/32 (4-81), S/N 0107-LF-736-2112
- NATOPS Instrument Rating Request, OPNAV 3710/2 (1-74) S/N 0107-LF-728-2903
- Naval Aircraft Flight Record, OPNAV 3710/4, (2-84), S/N 0107-LF-037-1020
- Mission Qualification Record, OPNAV 3760/32D (Rev 4-90), S/N 0107-LF-009-7500
- School/Course Attendance Record, OPNAV 3760/32E (Rev 4-90), S/N 0107-LF -009-7600
- Operational Physiology and Survival Training, OPNAV 3760/32F (Rev 4-90), S/N 0107-LF-009-7700
- Examination Record, OPNAV 3760/32G (Rev 4-90), S/N 0107 LF-009-7800
- Review and Certificate Record, OPNAV 3760/32A (Rev 4-81), S/N 0107-LF- 736-2120
- Record of Flight Equipment Issue, OPNAV 3760/32B (Rev 4-81), S/N 0107-LF-736-2130
- Flight Personnel Designation Required, OPNAV 3760/32C (Rev 4-81), S/N 0107-LF-736-2140
- Mishap/Flight Violation Record, OPNAV 3760/32H (Rev 4-81), S/N 0107-LF-736-2190
- Flight Jacket Divider Tabs, OPNAV 3760/321 (Rev 4-81), S/N 0107-LF-000-7500
- Record of Disclosure - Privacy Act of 1974, OPNAV 5211/9 (Rev 3-92), S/N 0107-LF-013-8400
- Aircraft Inspection and Acceptance Record, OPNAV 4790/141 (Rev 12-89), S/N 0107-LF-008-4600
- Record of Completed Flight Time, OPNAV 3760/37 (Rev 9-74) S/N 0107-LF- 037-6185
- Weight and Balance Clearance Form F, DD 365-4 (4-89), S/N 0102-LF-008-8700
- Officers Qualification Record NAVMC 123A (Rev 9-95), S/N 0109-LF-062-8800
- U.S. Embassy Service Book Cover NAVMC 118A (Rev 12-96), S/N 0109-LF-067-1200
- Air Transportation Agreement, DD 1381 (7-62)-contact local NPPS office for local print-on-demand
- FAA 7233-1 -procure at nearest FAA Flight Standards District Office

**OPNAVINST 3710.7S**  
**15 NOVEMBER 2001**

CNATRAGEN 3760/3A - Chief of Naval Air  
Training NAS, Corpus Christi, TX 78419

Records Transmittal and Receipt, SF-135 (7-85),  
NSN 7540-00-634-4093 is stocked at Federal  
Supply Systems

Report of Medical Examination, SF 88 (10-94),  
S/N 7540-00-634-4038 is stocked at the  
General Services Administration.

**REPORTS**

The following reports are approved in accordance  
with SECNAVINST 5214.2:

<b>REPORT SYMBOL</b>	<b>TITLE</b>	<b>LOCATION</b>
OPNAV 3710-19	Flight Time Deficiency Report	Page 11-1 para 11.5.2
OPNAV 3710-21	NATOPS Evaluation Report	Page A-14



# GLOSSARY

The explanation or definitions of terms and abbreviations commonly used in the aviation community can be found in FAR, Part 1, and DOD FLIP General Planning, Chapter 2; and Aeronautical Information Manual (AIM) Pilot/Controller Glossary. No effort to duplicate these terms is intended. Where terms are used in this instruction with a different connotation or where definitions are lacking in the above-mentioned publications, the explanations of such terms are included.

**Actual Instrument Approach.** When actual instrument conditions are encountered below 1,000 feet above the airport/flight deck elevation during an instrument approach.

**Actual Instrument Conditions.** Conditions external to the aircraft in flight that do not permit visual reference to the horizon.

**Aerobatic Flight Maneuvers.** An intentional maneuver involving an abrupt change in aircraft attitude, intentionally performed spins, or other maneuvers requiring pitch/dive angles greater than 45, bank angles greater than 60, or accelerations greater than 2gs. A break maneuver that conforms to the model NATOPS manual is not considered to be aerobatic flight.

**Aeromedical Dual Designator.** An aeronautically designated Medical Department officer (i.e. flight surgeon, aerospace physiologist, aerospace experimental psychologist, or aviation optometrist) with the Additional Qualification Designator (AQD) of either 6AC (Med Dept & NFO) or 6AE (Med Dept & Pilot).

**Aeromedical Officer.** An aeronautically designated Medical Department officer (i.e. flight surgeon, aerospace physiologist, aerospace experimental psychologist, or aerospace optometrist), or officer student in a course of instruction leading to such designation.

**Aeronautically Designated Personnel.** A collective term that applies to all Naval Aviators, Naval Flight Officers, Naval Aerial Observers (USMC), Naval Flight Surgeons, Naval Aerospace Physiologists, Naval Aerospace Experimental Psychologists, Aviation Operations Officers (AVOPS), Aviation Warfare Systems Operator (AW rating), personnel assigned by the Chief of

Naval Personnel under a distribution Naval Enlisted Classification (NEC) of 82XX and 94XX, and USMC-enlisted crewmembers. Enlisted non-crewmembers are not considered aeronautically designated.

**Aircraft Class.** A broad classification as to the general mission purpose of an aircraft design (e.g., attack, fighter, helicopter, patrol, transport, vertical takeoff and landing and unmanned aerial vehicles).

**Aircraft Commander Time.** The individual flight time during which an individual, designated as a qualified aircraft commander in the aircraft model being flown, is serving as pilot in command. Aircraft commander time is a measure of command experience rather than of pilot experience.

**Aircraft Model.** The basic mission symbol and design number (i.e., P-3, S-3, F-14, and H-60).

**Aircraft Series.** The specific version of aircraft within the same model (e.g., AV-8B; H-46D or E; F/A-18D or E/F).

**Aircraft Type.** The broadest classification of aircraft as to physical characteristics (i.e., fixed-wing, rotary-wing or tilt-rotor).

**Aircrew.** A collective term that applies to all categories of personnel in a flight status either as crew or noncrewmember. Aircrew are military personnel on competent flight orders or civilian personnel whose duties require frequent and regular participation in aerial flights to perform inflight functions such as installation, maintenance, evaluation of airborne technical equipment (maintenance skins), communication specialists, photo specialists, etc.

**Bolter.** An attempted arrested landing on a carrier in which some portion of the aircraft, such as the landing gear or hook, touches the deck but the arresting gear is not engaged and the aircraft continues in flight.

**Career Crewmember (also known as Career Enlisted Flyer).** A member of the Navy enlisted aviation community rating (AD, AE, AM, AMH, AME, AMS, AO, AT, AV, AW, PR, IT (TACAMO only), or AZ (TAR only) holding a 78XX, 82XX, or 94XX NEC; or is in a formal training pipeline leading to the award of those NECs, and is detailed by PERS-404E or NRPC-417. Career Enlisted Flyers are crewmembers who are primarily detailed throughout their career into flying billets. Career Enlisted Flyers receive either continuous or conditional Career Enlisted Flyer Incentive Pay (CEFIP) and not Hazardous Duty Incentive Pay (HDIP) for aerial flight.

**Computer Aided NAVFLIRS Data Entry (CANDE).** CANDE is a CNO/Commander, Naval Air Systems Command (COMNAVAIRSYSCOM) - authorized automated program designed to provide support to squadron personnel for accurate completion of the NAVFLIRS form (OPNAV 3710/4). It allows squadron personnel to input preflight and post-flight data into the program that will generate a data diskette for processing at the local data service facility (DSF) and hard-copy facsimiles for the master flight file and the maintenance analyst.

**Civilian Non-DOD Government Employee.** Individual could be with other Federal Government agency, state, county, or local government, etc., or an individual not with any government agency but whose activities benefit the general public at large. Firefighters and in-flight medical services are examples.

**Combatant Commander.** A commander in chief of one of the unified or specified combatant commands established by the President.

**Competent Authority.** An official bearing the title of commanding officer or reporting senior higher in the chain of command.

## Control (Radar)

a. Advisory. The tactical control of aircraft by a designated control unit in which the pilot receives directions and recommendations. Aircraft commanders are not relieved of responsibility for their own safety and navigation.

b. Close. The tactical control of aircraft by a designated control unit, whereby the pilot receives orders affecting aircraft movements. The pilot will not deviate from controller instructions unless given permission or unless unusual circumstances require immediate action for the safety of the flight. In either case, the pilot will inform the controller of the action taken. This type of control requires two-way radio communication and radar contact. The controller is responsible for the safe separation of the aircraft, and the pilot must be informed whenever the aircraft is not held on the radarscope for periods in excess of 1 minute or five sweeps of the radar and, as a result, is being dead reckoned. The ultimate safety of the aircraft is the responsibility of the pilot.

c. Positive. The tactical control of aircraft by a designated control unit, whereby the pilot receives orders affecting aircraft movements that transfer responsibility for the safe navigation of the aircraft to the unit issuing such orders. The ultimate safety of the aircraft is the responsibility of the pilot.

**Controlling Custodian.** The command exercising administrative control of assignment, employment, and logistic support of aircraft. Controlling custodians are identified in OPNAVINST 5442.2.

**Conversion Mode.** Flight operations with the nacelles set between 74 degrees and 5 degrees are considered to be in CONV mode. (Constant nacelle settings between 5 degrees and 1 degree are not selectable by the pilot).

**Cross-Country Flight.** A flight that either does not remain in the local flying area or remains in the local flying area and terminates at a facility other than an active military facility.

**Designations.** A designation is a one-time occurrence and remains in effect until removed for cause. Commanders shall issue a designation letter to the individual upon the occasion of his/her

original designation with appropriate copies for inclusion in his/her NATOPS qualification jacket.

**DIFCREW.** Duty for enlisted personnel in a flying status involving operational or training flights.

**DIFDEN.** Duty in a flying status for an officer not involving flying.

**DIFOPS.** Duty in a flying status for an officer involving operational or training flights.

**DIFTEM (USN).** Duty in a temporary flying status performing special mission duties as a non-crew member. Enlisted personnel are so ordered in accordance with BUPERINST 1326.4 (series).

**Direct Station-to-Station Communications.**

A means of passing flight progress information between airfields. Communications should be established by one of the following methods:

a. Voice landline

b. **Aeronautical Information System (AIS).**

**Enlisted Crewmember (USMC).** Enlisted personnel on competent orders to perform duty involving frequent and regular participation in aerial flight as a crewmember.

**Enlisted Noncrewmember on Flight Orders (USMC).** Enlisted personnel on competent orders to perform duty involving frequent and regular participation in aerial flight who are not performing duties related to the actual operation of the aircraft or associated equipment in the aircraft (i.e., maintenance personnel who perform inflight functions such as installation or troubleshooting of airborne technical equipment (maintenance skins) and VIP support, photo specialists, etc.).

**Flight.**

a. For operational purposes, a flight is one or more aircraft proceeding on a common mission.

b. For recording and reporting purposes, a flight begins when the aircraft first moves forward on its takeoff run or takes off vertically from rest at any point of support and ends after airborne

flight when the aircraft is on the surface and either:

(1) The engines are stopped or the aircraft has been on the surface for 5 minutes, whichever comes first.

(2) A change is made in the pilot in command.

c. For helicopters, a flight begins when the aircraft lifts from a rest point or commences ground taxi and ends after airborne flight when the rotors are disengaged or the aircraft has been stationary for 5 minutes with rotors engaged.

**Note**

Flight time on repetitive evolutions such as field carrier landing practice (FCLP), passenger/cargo stops, and carrier qualifications shall be logged from the time the aircraft takes off until the aircraft has been on the surface for 5 minutes after each evolution flown (i.e., three sorties of 55 minutes actual air time interspersed with two 20-minute ground periods for refueling or passenger/ cargo transfer will be logged as 3.0 hours of flight time).

**Flight Clearance.** A flight clearance provides temporary flight operating limits for an aviation system operating in a nonstandard configuration or to a nonstandard envelope, pending issuance of the technical directive or change to the NATOPS or tactical manuals. A flight clearance is a temporary airworthiness approval from COMNAVAIR-SYSCOM.

**Flight Crew.** Personnel whose presence is required on board a manned aircraft or at a control station for UAVs to perform crew functions in support of the assigned mission (e.g., pilot, copilot, navigator, flight engineer, internal pilot, crew chief, air observer, special crew, trainee, etc.).

**Flight Time.** The elapsed time computed in accordance with the definition of flight. Flight time is logged in hours and tenths of hours and is creditable to the aircraft, personnel aboard, and equipment.

**Formation Flight.** A flight of more than one aircraft operating by prior arrangement as a single aircraft with regard to altitude, navigation, and position reporting, and where separation between aircraft within the flight rests with the pilots in that flight.

**Hazard.** A condition with the potential to cause personal injury or death, property damage, or mission degradation.

**Individual Flight Time.** The total pilot time and special crew time creditable to an individual.

**Instructor.** A naval aviator, naval flight officer, or naval aircrewman designated in writing by competent authority as a flight instructor, NATOPS evaluator, or NATOPS instructor in the aircraft model being flown.

**Instructor Time.** Individual flight time during which an instructor is required to instruct or evaluate other aeronautically designated personnel or students undergoing a formal flight syllabus.

**Instrument Meteorological Conditions.** Meteorological conditions expressed in terms of visibility, distance from clouds, and ceiling less than the minimums specified for visual meteorological conditions. IMC conditions exist anytime a visible horizon is not distinguishable.

**Instrument Time.** The portion of pilot time in either day or night under actual or simulated instrument conditions.

- a. Actual instrument time will be logged by both pilots in a dual/multiplied aircraft during flight in actual instrument conditions.
- b. Simulated instrument time shall be logged only by the pilot actually manipulating the controls.

**Note**

NFOs and student NFOs may report actual instrument time if they fly in an aircraft in which they can monitor the pilot instruments and recommend information to the pilot during actual instrument conditions.

**Joint Service Battlestaff Personnel Embarked on Naval Aircraft.** Personnel of all services serving as Battlestaff crewmembers on board Navy E-6 aircraft conducting airborne strategic communications.

**Landing.** A return to the surface; landings include touch and go (providing the landing gear touches the surface), bolter, forced, or crash.

**Note**

Terms of control terminology such as immediately, possible, and practicable refer to the degree of urgency intended in the message:

- a. Land immediately - Self-explanatory.
- b. Land as soon as possible Land at the first site at which a safe landing can be made.
- c. Land as soon as practicable - Extended flight is not recommended. The landing site and duration of flight is at the discretion of the pilot in command.

**Local Flight.** A flight that remains within the local flying area and terminates at either the same facility or another military facility with which the originating station has direct station-to-station communications.

**Local Flying Area.** That area in the vicinity of an air installation in which locally-based aircraft can operate during an average/typical sorties flight time. The local flying area shall not exceed 350 miles from an air installation and be designated as such in the Air Operations Manual by the Commanding Officer. Insofar as practicable, local flying areas shall be bounded by prominent terrain features and/or air navigation aid radials/distances.

**Mile.** All distances referred to in this instruction are nautical miles unless otherwise specified.

**Mission Commander Time.** Flight time during which an individual, designated as a qualified mission commander in the aircraft model being flown, is serving as the mission commander. Mission

commander time is a measure of command experience rather than flight experience.

**Multipiloted Aircraft.** Any aircraft having two sets of flight controls and instruments and operated by two pilots, both of who meet the requirements of the NATOPS manual for that model aircraft.

**Naval Aircraft.** For the purposes of this instruction, those aircraft accepted into the naval aircraft inventory reporting system, pre-accepted aircraft, and public use aircraft operated exclusively by or for the Navy.

**Naval Aircrewman.** A designation for enlisted personnel who have met the requirements for qualification and have been so certified in accordance with paragraph 12.9 of this instruction.

**Naval Aviation Shore Facility.** A facility at which an active airfield exists and is either owned, operated, or controlled by the Navy or Marine Corps.

**Navy Tactical Information Compendium.** A Compact Disc-Read Only Memory (CD-ROM) product of the Navy Warfare Development Command. Produced in Series "A" and Series "B" releases per NWP 1-01. Series A contains a variety of naval tactical warfare databases. Series B contains NWP's and related publication databases.

**Night Time.** The portion of pilot time during darkness (i.e., between the official time of sunset and sunrise (on the surface below the aircraft in flight), regardless of whether visual or instrument conditions exist).

**Officer in Tactical Command.** The senior officer present eligible to assume command, or the officer to whom he has delegated tactical command.

**Official Business.** The necessity to contact personnel, units, or organizations for the purpose of conducting transactions in the service of and in the interest of the United States Government. This definition does not authorize the use of official business only airfields, their services, or other items attendant to itinerant operations when making en route stops while proceeding to an airfield

at which official business is to be conducted. Official business only restrictions do not preclude the use of the facility as an alternate during instrument flight rule (IFR) conditions.

**Operational Flying.** (See paragraph 11.2 for definition and application.)

**Operational Necessity.** A mission associated with war or peacetime operations in which the consequences of an action justify accepting the risk of loss of aircraft and crew.

**Operational Risk Management.** The process of dealing with the risk associated with military operations, which include risk assessment, risk decision making and implementation of effective risk controls.

**Orientation Flight.** A continuous-flight in DOD aircraft performed within the local flying area and terminating at the point of origin intended to further the understanding of particular programs concerning the roles and missions of the Department of Defense.

**Passenger.** An individual who is not part of the aircrew traveling in an aircraft designed or normally configured for passenger (nonaircrew) carrying capability on a point-to-point flight.

**Pathfinder.** An aircraft whose primary mission is to assist tactical aircraft with communication or navigation of flights over regions where normal tactical aircraft navigation/ communication equipment is unusable.

**Pilot in Command.** The pilot assigned responsibility for safe and orderly conduct of the flight.

**Pilot Time.** The flight time credited to a designated aviator, student naval aviator, student/designated naval flight surgeon, student/designated aerospace physiologist, or student/designated aerospace experimental psychologist assigned to duty involving flying. Pilot time includes all time credited as first pilot and copilot. Pilot time is intended to be a record of active participation in the control of an aircraft. Pilot time will be credited to the individual actually earning it regardless of rank, billet, age, or level of experience.



a. **First Pilot Time.** The portion of pilot time during which an individual is positioned with access to the flight controls and is exercising principal active control of the aircraft.

b. **Copilot Time.** The portion of pilot time while assisting the pilot exercising principal active control of a multipiloted aircraft during which the copilot is positioned with access to and is immediately ready to operate the flight controls; or, in those aircraft with only one set of flight controls, that portion of flight time while instructing the pilot who is exercising principal active control when the designated instructor is positioned so that pilot and aircraft instruments can be observed. Aeronautically designated personnel may log CPT while performing copilot duties as required by the aircraft mission.

**Pilot Under Instruction.** A designated aviator under instruction.

**Pre-accepted Aircraft.** Those aircraft under development or in production for the Navy which have not yet been accepted into the naval aircraft inventory via DD 250.

**Project Specialist.** A non-aeronautically designated individual embarked in a government aircraft not equipped with ejection seats for the purpose of operating aircraft systems, operating specially designed equipment, or observing aircraft or crew performance when required in connection with assigned duties or contractual responsibilities which will require flight on a regular basis for mission accomplishment which extend beyond a 90-day flying period. Project specialists are not responsible for normal aircrew duties.

**Public Use Aircraft.** For the purposes of this instruction, civil aircraft operated exclusively by or for the government under contract for greater than 90-days.

**Qualified in Model.** A designation that indicates the minimum requirements for qualification in a specific crew position, as set forth in the appropriate NATOPS manual, have been attained. Such designations are a one-time occurrence (per unit/command tour) and remain in effect until removed for cause. Annual NATOPS evaluations should

not be confused with or combined with these designations. If specific aircraft model NATOPS guidance is lacking, an individual shall be considered qualified in model for specific crew position when so designated by the reporting custodian.

**Reporting Custodian.** An organizational unit of the lowest echelon of command accepting responsibility (involving accountability to CNO) for aircraft as designated either by CNO or by the controlling custodian of the aircraft.

**Risk.** An expression of possible loss in terms of severity and probability.

**Risk Assessment.** The process of detecting hazards and assessing associated risks.

**Selected Passengers.** A non-aeronautically designated individual embarked in a government aircraft equipped with ejection seats. Selected passengers are not responsible for normal aircrew duties and shall have flying requirements which require flight on a regular basis for mission accomplishment which extend beyond a 90-day flying period. This category is not appropriate for those completing orientation flights or for midshipmen.

**Simulated Instrument Approach.** An instrument approach flown under simulated instrument conditions.

**Simulated Instrument Conditions.** Conditions external to the aircraft in flight are visual meteorological conditions (VMC), but pilot vision is limited primarily to the interior of the aircraft.

**Single-Piloted Aircraft.** Any aircraft that has only one set of flight controls or any aircraft that has two sets of flight controls and instruments and is being operated by only one pilot who meets the requirements of the NATOPS manual for that model aircraft.

**Special Crew Time.** The portion of flight time accrued while not acting as first pilot or copilot, but otherwise serving as a member of the authorized crew complement of an aircraft or as a student in flight training.

**Special Operations Personnel.** Personnel that are required to conduct special operations such as

high-altitude parachuting from military aircraft (SEALS, ANGLICO, RECON, physiology safety observers, etc.).

**Stereo Route.** Routinely used route of flight established by users and ARTCC identified by a coded name. These routes simplify flight plan handling and communications.

**Student Naval Aviator (Student Pilot).** An individual undergoing training who is not designated as a naval aviator.

**Tilt-rotor.** Aircraft type capable of rotor-borne and wing-borne flight (e.g., MV-22).

**Trip.** A consecutive series of flights by the same aircraft with the same general purpose of flight (with regard to the aircraft only), pilot in command, and transaction code (i.e., ship operations or shore operations) from point of original departure to destination.

**Unmanned Aerial Vehicle.** A remotely piloted aircraft designed for purposes other than as a target (e.g., reconnaissance, surveillance, gunfire support, etc.). UAVs are flown by referencing instruments or visually.

**Very Important Persons.** VIPs are defined as flag officers, DOD officials equal to or senior to flag officers, high-profile public figures, elected members of Congress, etc.

**Visual Meteorological Conditions.** Meteorological conditions expressed in terms of visibility, cloud distance, and ceiling that are equal to or better than specified minimums. Basic weather conditions prescribed for flight under visual flight rules (VFR). (Refer to Chapter 5.)

**VOD.** For the purposes of this instruction, all helicopter and tilt-rotor aircraft that have the capability to deliver passengers or cargo.

# LIST OF ABBREVIATIONS/ACRONYMS

## A

**ABI.** Aviation billet indicator.

**ACFT CMDR.** Aircraft commander.

**ACIP.** Aviation career incentive pay.

**ACM.** Air combat maneuvers.

**ACP.** Allied communication publication.

**ACT.** Aircraft commander time; aircrew coordination training.

**ADIZ.** Air defense identification zone.

**ADMAT.** Administrative material inspection.

**AEW.** Airborne early warning.

**AFCS.** Automatic flight control system.

**A/G.** Miscellaneous ship.

**AI.** Air intelligence; Air intercept.

**AGL.** Above ground level.

**AIA.** Aircraft inspection and acceptance.

**AIM.** Aeronautical Information Manual.

**AIS.** Aeronautical Information System.

**ALS.** Approach lighting system.

**ALSS.** Aviation life support system.

**ALTRV.** Altitude reservation.

**AMCM.** Airborne mine countermeasures.

**AMDD.** Aeromedical Dual Designator.

**AME.** Aviation medical examiner.

**AMO.** Aviation medical officer.

**AMSO.** Aeromedical Safety Officer

**AOA.** Angle of attack

**AOR.** Area of responsibility.

**AP.** Area planning.

**ARCP.** Air refueling control point(s).

**ARTCC.** Air route traffic control center.

**ASAC.** Antisubmarine air controller.

**ASED.** Aviation service entry date.

**ASEP.** Aircrew survivability enhancement program.

**ASI.** Aviation status indicator.

**ASW.** Antisubmarine warfare.

**ATC.** Air traffic control.

**ATCAA.** Air traffic control assigned airspace.

**ATCF.** Air Traffic Control Facility.

**ATP.** Allied tactical publication.

**AVOPS.** Aviation Operations Officer.

## B

**BRAC.** Base realignment and closure.

**BUMED.** Bureau of Medicine and Surgery.

**BuNo.** Bureau number.

**BVA.** Best visual acuity.

## C

**CAD.** Collective address designator.

**CANDE.** Computer-aided NAVFLIRS data entry.

**CAP.** Combat air patrol.

**CASREP.** Casualty report.

**CBR.** Chemical, biological, and radiological.

**CCA.** Carrier-controlled approach.



**CDC.** Combat Direction Center

**CG FOURTH MAW.** Commanding General,  
4<sup>th</sup> Marine Air Wing.

**CEFIP.** Career Enlisted Flyer Incentive Pay

**CINC.** Commander in Chief.

**CINCUSNAVEUR.** Commander in Chief, U.S.  
Naval Forces Europe.

**CMC.** Commandant of the Marine Corps.

**CNATRA.** Chief of Naval Air Training.

**CNET.** Chief of Naval Education and  
Training.

**CNI.** Communication, navigation,  
identification.

**CNO.** Chief of Naval Operations.

**CO.** Commanding Officer.

**COD.** Carrier on-board delivery.

**COMCABEAST.** Commander, Marine Corps  
Air Bases, Eastern Area.

**COMCABWEST.** Commander, Marine Corps  
Air Bases, Western Area.

**COMFAIR.** Commander, Fleet Air.

**COMMARFORLANT.** Commander, U.S.  
Marine Forces, Atlantic.

**COMMARFORPAC.** Commander, U.S.  
Marine Forces, Pacific

**COMNAVAIRESFOR.** Commander, Naval  
Air Reserve Force.

**COMNAVAILANT.** Commander, Naval Air  
Force, U.S. Atlantic Fleet.

**COMNAVAIROPAC.** Commander, Naval Air  
Force, U.S. Pacific Fleet.

**COMNAVAIROSCOM.** Commander, Naval  
Air Systems Command.

**COMNAVIAIRWARCENACDIV.**

Commander, Naval Air Warfare Center,  
Aircraft Division.

**COMNAVRESFOR.** Commander, Naval Air  
Reserve

**COMNAVSAFECEN.** Commander, Naval  
Safety Center

**COMSEVENFLT.** Commander Seventh Fleet.

**COMSIXTHFLT.** Commander Sixth Fleet.

**CONUS.** Continental United States.

**CORTRAMID.** Coordinated training of  
midshipmen.

**CPT.** Copilot time.

**CRM.** Crew Resource Management

**CTF.** Commander Task Force.

**CVW.** Carrier air wing.

## **D**

**DCF.** Document control form.

**DCMC.** Defense Contract Management Command

**DEWIZ.** Defense early warning identification  
zone.

**DH.** Decision height.

**DIFCREW.** Duty involving flying, crewman.

**DIFDEN.** Duty in a flying status not involving  
flying.

**DIFOPS.** Duty in a flying status involving opera-  
tional or training flights.

**DIFTECH.** Duty involved flying as a technical  
observer.

**DIFTEM.** Personnel under training to become  
crewmembers.

**DM.** Defensive Maneuvering.

**DME.** Distances measuring equipment.

**DNEC.** Distributive naval enlisted classification.

**DOD.** Department of Defense.

**DP.** Departure procedure

**DPRO.** Digital projection readout.

**DSP.** Data service facility.

**DSN.** Defense switched network.

**DUAT.** Direct user access terminal.

**E**

**ECM.** Electronic countermeasures.

**ER.** External pilot (UAV)

**ETA.** Estimated time of arrival.

**ETD.** Estimated time of departure.

**ETE.** Estimated time en route.

**F**

**F/W.** Fixed wing.

**FAA.** Federal Aviation Administration.

**FACSFAC.** Fleet area control and surveillance facility.

**FAILSAFE.** Fleet air introduction/liaison of survival aircrew flight equipment.

**FAR.** Federal Aviation Regulation.

**FCF.** Functional checkflight.

**FCLP.** Field carrier landing practice.

**FDLP.** Field deck landing practice.

**FFPB.** Field Flight Performance Board.

**FL.** Flight level.

**FLIP.** Flight information publication.

**FLIR.** Forward looking infrared.

**FLP.** Field landing pattern.

**FMF.** Fleet Marine Force.

**FMS.** Foreign military sales.

**FNAEB.** Field Naval Aviator Evaluation Board.

**FOD.** Foreign object damage.

**FPC.** Flight purpose code.

**FPT.** First pilot time.

**FRS.** Fleet Replacement squadron.

**FS.** Flight surgeon.

**FSS.** Flight service station.

**FSSB.** Flight Status Selection Board.

**FXP.** Fleet exercise publication.

**FYTD.** Fiscal year to date.

**G**

**GCI.** Ground-controlled intercept.

**GLOC.** G-loss of consciousness.

**GPC.** General purpose code.

**GPS.** Global positioning system.

**H**

**HAP.** High-altitude parachute.

**HAT.** Height above touchdown.

**HDIP.** Hazardous duty incentive pay.

**HEED.** Helicopter emergency egress device.

**HF.** High frequency.

**HOI.** Handbook of overhaul instructions.

**HWD.** Horizontal weather depiction.

**I**

**ICAO.** International Civil Aviation Organization.

**ICS.** Intercommunication system.

**IFARS.** Individual flight activity reporting  
system.

**IFF.** Identification friend or foe.

**IFR.** Instrument flight rules.

**ILS.** Instrument landing system.

**IMC.** Instrument meteorological conditions.

**IMR.** Individual master roster.

**IR.** Internal pilot (UJAV).

**IR.** Infrared; IFR Military Training Route

**IRS.** Intelligence report; Independent research.

**IT.** Instructor time.

**J**

**JAGMAN.** Manual for Judge Advocate General.

**JANAP.** Joint Army, Navy, Air Force  
publication.

**JQR.** Job qualification requirements.

**K**

**KIAS.** Knots indicated airspeed.

**L**

**LANT/PAC/MED/TRAMID.** Atlantic/  
Pacific/Mediterranean/Naval reserve officers  
training corps midshipmen.

**LEO.** Law enforcement official.

**LEP.** Laser eye protection.

**LIMDU.** Limited duty.

**LOA.** Letter of agreement.

**LOG.** Log video.

**LOS.** Line of sight; Launch on search.

**LPC.** Low pressure chamber.

**LPU.** Life preserver unit.

**LSO.** Landing signal officer.

**M**

**MAG.** Marine aircraft group.

**MAP.** Military assistance program.

**MARSA.** Military assumes responsibility for  
separation of aircraft.

**MAW.** Marine Air Wing.

**MCAS.** Marine Corps Air Station.

**MCO.** Marine Corps Order.

**MCT.** Mission commander time.

**MDA.** Minimum descent altitude.

**MDS.** Maintenance data system.

**MEDEVAC.** Medical emergency evacuation.

**MIFAR.** Monthly individual flight activity report.

**MIM.** Maintenance instruction manual.

**MITO.** Minimum interval takeoff.

**MOA.** Military operating areas.

**MOP.** Month(s) operations flying.

**MOS.** Military occupational specialty.

**MRU.** Military radar unit.

**MSL.** Mean sea level.

**MSN.** Mission.

**MSN CDR.** Mission Commander.

**MTR.** Military training route.

**MWA.** Military weather advisory.

**N**

**NA.** Naval aviators.

**NAC.** Naval aircrewman.

**NALCOMIS.** Naval Aviation Logistics  
Command Management Information  
Systems.

**NALIS.** Navy logistics information system.

**NAMT.** Naval air maintenance trainer.

**NAS.** Naval air station.

**NASA.** National Aeronautics and Space  
Administration.

**NASTP.** Naval Aviation Survival Training  
Program

**NATEC.** Naval Air Technical Data and Engineer-  
ing Service Command

**NATO.** North Atlantic Treaty Organization.

**NATOPS.** Naval air training and operating proce-  
dures standardization.

**NATRACOM.** Naval Air Training Command.

**NAVAID.** Navigation aid.

**NAVAVNDEPOTs.** Naval air depots.

**NAVAVSCOLSCOM.** Naval Aviation  
Schools Command.

**NAVFIG.** Naval Flight Information Group.

**NAVOPMEDINST.** Naval Operational  
Medicine Institute.

**NAVPERSCOM.** Navy Personnel Command.

**NAVREP.** Navy representative.

**NCOIC.** Noncommissioned officer in charge.

**NCR.** No carbon required.

**NEC.** Naval enlisted classification.

**NFM.** NATOPS flight manual.

**NFO.** Naval flight officer.

**NIMA.** National Imagery and Mapping Agency.

**NITE.** Night imaging and threat evaluation.

**NJROTC.** Naval Reserve Junior Officer  
Training Corps.

**nm.** Nautical mile.

**NMCS.** Not mission capable-supply.

**NMCM.** Not mission capable-maintenance.

**NMOC.** Naval Meteorology and  
Oceanography Command.

**NOE.** Nap of the Earth.

**NOMI.** Naval Operational Medicine Institute

**NOS.** National Oceanographic Service.

**NOTAM(s).** Notice(s) to airmen.

**NPQ.** Not physically qualified.

**NROTC.** Naval reserve officer training corps.

**NTIC.** Navy Tactical Information Compendium.

**NVD.** Night vision device.

**NWP.** Naval warfare publication.

O

**OAT.** Outside air temperature.  
**ODCR.** Officer data control report.  
**OFT.** Operational flight trainer.  
**OIC.** Officer in charge.  
**OMA.** Operational Maintenance Activity.  
**OOCF.** Out-of-control flight.  
**OPAREA.** Operating area.  
**ORE.** Operational readiness evaluation.  
**ORG.** Originator.  
**ORI.** Operational readiness inspection.  
**ORM.** Operational risk management.  
**OT&E.** Operational test and evaluation.

P

**PALS.** Precision approach and landing system.  
**PAR.** Precision Approach Radar.  
**PCS.** Permanent change of station.  
**PEP.** Personnel exchange program.  
**PHIBRON.** Amphibious Squadron.  
**PIC.** Pilot in command.  
**PO.** Payload operator (UAV).  
**POC.** Point of contact  
**PQM.** Pilot qualified in model.  
**PQS.** Personnel qualification standard.  
**PR.** Parachute rigger.  
**PROTRAMID.** Professional training of midshipmen.

Q

**QAC.** Quick attachable chest.

R

**RAC.** Replacement aircrew.  
**RDD.** Required delivery date.  
**RDO.** Runway Duty Officer.  
**RDT&E.** Research, development, test, and evaluation.  
**ROTC.** Reserve Officer Training Corps.  
**RSSMM.** Rescue swimmer school model manager.  
**RSSTP.** Rescue swimmer school training program.  
**RTO.** Range training officer.  
**RUC.** Reporting unit code.  
**RVR.** Runway visual range.

S

**SAD.** Senior air director.  
**SAR.** Search and rescue.  
**SARMM.** Search and rescue model manager.  
**SCATANA.** Security control of air traffic and air navigation aids.  
**SCT.** Special crew time.  
**SELRES/SMCR.** Selected reserve.  
**SERE.** Survival, evasion, resistance to interrogation and escape.  
**SFA.** Single frequency approach.  
**SIF.** Selective identification feature.

**SOP.** Standard operating procedure.

**U**

**SPC.** Specific purpose code.

**UAV.** Unmanned aerial vehicle.

**STANAG.** Standardization agreement.

**UCR.** Urgent change recommendation.

**STOL.** Short takeoff and landing.

**UHF.** Ultrahigh frequency.

**SUA.** Special use airspace.

**UIC.** Unit identification code.

**T**

**UT.** Underway trial.

**T&R.** Training and readiness.

**UTC.** Coordinated Universal Time.

**TACTS.** Tactical aircrew combat training system.

**V**

**TAD.** Temporary additional duty.

**VFR.** Visual flight rules.

**TAR/FTS.** Tactical air request.

**VHF.** Very high frequency.

**TBA.** To be assigned.

**VIP.** Very important person.

**TCAS.** Traffic Alert and Collision Avoidance System.

**VMC.** Visual meteorological conditions.

**TDIP.** Technical data indoctrination package.

**VOD.** Vertical on-board delivery.

**TERPS.** Terminal instrument procedures.

**VOR.** VHF Omni-Directional Range..

**TMR.** Total mission requirements.

**VR.** VFR Military Training Route.

**T/M/S.** Type/model/series.

**V/STOL.** Vertical/short takeoff and landing.

**TO.** Table of organization.

**VTOL.** Vertical takeoff and landing.

**W**

**TRAMID.** Training for U.S. Naval Academy/  
Naval reserve officers training corps  
midshipmen.

**WST.** Weapon system trainer.

**TR.** Training rules.

**WW.** Weather watch.

**TYCOM.** Type Commander.

## CHAPTER 1

# Introduction

### 1.1 GENERAL

The Naval Air Training and Operating Procedures Standardization (NATOPS) program is a positive approach towards improving combat readiness and achieving a substantial reduction in aircraft mishaps. This instruction issues policy and procedural guidance of the Chief of Naval Operations (CNO) that is applicable to all NATOPS users.

Use of ORM in the planning and execution of all military training is mandated by DODINST 6055.1. OPNAVINST 3500.39 further directs all Navy and Marine Corps Activities to apply ORM in planning operations and training to optimize operational capabilities and readiness.

#### 1.1.1 Purpose and Scope

a. This instruction prescribes general flight and operating instructions and procedures applicable to the operation of all naval aircraft and related activities. This instruction is not intended to cover every contingency that may arise nor every rule of safety and good practice. To achieve maximum value, the contents of all directives cited must be studied and understood. Routine interpretation and procedural questions should be referred to type wing/type command NATOPS offices for resolution prior to referral to CNO. Where the need arises, special instructions or waivers will be issued by CNO.

b. In the tactical environment, military exigency may require on-site deviations from instructions/procedures contained here. The existing risk of deviation must continually be weighed against the benefit of deviating from this instruction. Deviation from specified flight and operating instruc-

tions is authorized in emergency situations when, in the judgment of the pilot in command, safety justifies such a deviation.

c. It is often not feasible to completely specify all situations or circumstances under which provisions of this instruction shall apply; therefore, wording such as “normally”, “etc.”, “usually”, and “such as” is employed. Words or clauses of that type shall not be used as loopholes nor shall they be expanded to include a maneuver, situation, or circumstance that should not be performed or encountered by the aircraft in question.

d. To increase combat readiness and improve flight safety, the scope and operation of the NATOPS program, conduct of NATOPS evaluations, urgent and routine change procedures to NATOPS publications, and NATOPS review conference procedures are discussed in Chapter 2.

**1.1.2 Change Procedures.** Recommended changes to this and other NATOPS publications may be submitted by anyone in accordance with Chapter 2 of this instruction. Recommended changes to this instruction shall be submitted to CNO (N789J3), 2000 Navy Pentagon, Washington, DC 20350-2000.

**1.1.3 Change Symbols.** Revised text is indicated by a black vertical line in either margin of the page, adjacent to the affected text, like the one printed next to this paragraph. The change symbol identifies the addition of new information, a changed procedure, the correction of an error, or a rephrasing of the previous material.

**1.1.4 Waiver Requests.** Figure 1-1 delineates areas of responsibility within CNO (N78) for this instruction. Waiver requests should be sent to the applicable N code.

ORGANIZATION	CHAPTER
N789J	1, 2, 3, 8, 11, 12, 13 & Appendixes A, C, and E
N785F	4, 5, 6, and 9
N781	7 & Appendixes B, D, F, G, H, I, J and K
N78F	10

Figure 1-1. CNO Areas of Responsibility

### 1.1.5 How To Obtain Copies

a. Automatic distribution of this directive is by electronic means only. No paper copies have been printed for distribution. Activities may order no more than two printed copies through Naval Logistics Library at [www.nll.navsup.navy.mil/nll/getdata.cfm](http://www.nll.navsup.navy.mil/nll/getdata.cfm) under stock number 0579LD1010271. Electronic copies, changes, and revisions to this manual can be found in three locations:

(a) [www.natec.navy.mil](http://www.natec.navy.mil) NATEC website.

(b) [www.hq.navy.mil/natops](http://www.hq.navy.mil/natops) CNO NATOPS website.

(c) Unclassified SECNAV and OPNAV directives are at Navy Electronic Directives System (NEDS) website [neds.nebt.daps.navy.mil](http://neds.nebt.daps.navy.mil). SECNAV and OPNAV unclassified directives CD-ROMs issued quarterly to Navy activities listed in the Standard Navy Distribution List (SNDL).

#### b. NATOPS Publications –

(1) Automatic Distribution -- Automatic distribution of individual NATOPS publications are as requested by the individual units in their ADRL accounts. Units flying the aircraft will receive paper copies based on requirements determined by the NATOPS Model Manager. Other units will receive CD-ROM distribution, whenever available, as determined from the unit's ADRL request.

(2) Additional Copies -- Those who require paper copies can obtain them from the NATOPS Model Manager unit, whose address is published in the Preface of each NATOPS publication. The name, rank, telephone number, and e-mail address of the

NATOPS Program Manager for each publication is contained in the NATOPS Status Report which is a product posted on the CNO NATOPS web site. Electronic copies of most NATOPS publications are posted in PDF-format on the NATOPS page of the NATEC web site, [www.natec.navy.mil](http://www.natec.navy.mil). Active interim change messages are normally posted on the site within seven days of their release.

## 1.2 OTHER GOVERNING SOURCES OF INFORMATION

Instructions and procedures contained here are not intended to replace or duplicate the following governing sources.

**1.2.1 NATOPS Manuals.** Those manuals that are issued for specific aircraft or aviation-related activities by CNO. They contain standard flight doctrine and the optimum operating procedures for the aircraft model or aviation activity concerned. Where a NATOPS manual is not issued for a particular model aircraft, appropriate commands shall issue doctrine and procedures locally. Where a specific NATOPS manual indicates a deviation from this instruction, the specific NATOPS manual constitutes CNO authority to deviate from this instruction. Individual aircraft NATOPS requirements should be at least as stringent as those set forth here. If as a result of a NATOPS conference, it is desired to establish a less stringent requirement, prior approval shall be obtained from CNO. Such approval may be requested by submitting an action copy of the conference record to CNO (N789J3) with the item listed as a change requiring further approval in accordance with Chapter 2. When more stringent requirements are issued in this instruction, this instruction shall govern until specific authority to deviate has been granted by CNO.

**1.2.2 Local Flying Rules and Instructions.** Local flying rules and instructions will be found in regulations issued by the various fleets, forces, naval air stations, and other activities where naval aircraft are based or operated. Navy and Marine Corps Air Stations and other naval aviation shore facilities that routinely conduct flight operations shall supplement this instruction with air operations manuals. Guidelines for the preparation of air operations manuals are contained in NAVAIR 00-80T-114 (ATC NATOPS).



### 1.2.3 Federal Aviation Regulations (FAR).

Naval aircraft shall be operated in accordance with applicable provisions of FAR, Part 91, except:

- a. Where this instruction prescribes more stringent requirements.
- b. Where exemptions or authorizations issued to the Department of the Navy/Department of Defense permit deviation from FAR. Exemptions/authorizations currently on file that allow deviation from FAR, Part 91.

(1) Section 91.117 (Aircraft Speed). Operation of naval aircraft at speeds in excess of limits imposed by section 91.117 shall be governed by paragraph 5.1.4 of this instruction.

(2) Section 91.121 (Altimeter Settings). Allows the use of the local altimeter setting when conducting high-speed tactical maneuvers that include rapid transits of Flight Level 180. (Exemption 2861A)

(3) Section 91.135 (Operations in Class A Airspace). Authorizes USN undergraduate student aviators to conduct solo flight in Class A airspace without an instrument rating.

(4) Section 91.159 (a) (VFR Cruising Altitude or Flight Level). Allows operations at altitudes other than those prescribed by section 91.159 (a) while engaged in drug interdiction operations, only to the extent necessary to obtain positive identification of a suspect aircraft and maintain visual contact with that aircraft, provided the aircraft has a dedicated on-board observer (other than the pilot) to watch for other air traffic, and the aircraft has an operating transponder with Mode C. (Exemption 5100D)

(5) Section 91.169 (b) and (c) (Alternate Airport Requirements). Alternate airport requirements and alternate airport weather criteria for clearance of flights to be conducted under IFR shall be specified in paragraph 4.6.3 of this instruction. (Exemption 30B)

(6) Section 91.179 (b) (1) (IFR Cruising Altitude or Flight Level). Exemption from the altitudes

to be maintained in uncontrolled airspace has been granted to the extent necessary to conduct military training route (MTR) training. Policies and procedures for the conduct of MTRs is contained in OPNAVINST 3722.33 (FAA Order 7610.4, Special Military Operations) and FLIP Area Planning AP/1B. (Exemption 2396)

(7) Section 91.209 (a) (Aircraft Lights). An exemption has been granted to DOD aircraft engaged in drug interdiction flights provided the aircraft has a dedicated on-board observer plus an additional resource capable of detecting all aircraft operating in the vicinity of the DOD aircraft. (Exemption 5100D).

**1.2.4 DOD Flight Information Publications (FLIPs) (NOTAL) and Notices to Airmen (NOTAMs) (NOTAL).** The procedures, special notices, and instructions contained in the FLIPs and NOTAMs are mandatory for all pilots flying naval aircraft.

**1.2.5 FAA Order 7110.65 (Air Traffic Control (NOTAL)).** The FAA order is applicable to air traffic control by Department of Defense (DOD) activities unless individual military service exceptions are noted therein. The applicable procedures shall be used by naval aviation shore facilities when performing air traffic control (ATC) functions. Waivers for deviations from the procedures set forth in 7110.65 may be granted by CNO (N785F). Authority for reduced runway separation for arriving and departing aircraft using the same runway is outlined in paragraph 6.3.1.

**1.2.6 NATOPS Air Traffic Control Facilities Manual (NAVAIR 00-80T-114).** This manual is applicable to the operation of Navy and Marine Corps air traffic control facilities. Applicable procedures shall be used by shore facilities when performing ATC functions.

**1.2.7 Other Instructions.** Special instructions are listed in Appendix C.

### 1.3 EXPLANATION OF TERMS

The explanation or definitions of terms and abbreviations commonly used in the aviation community can be found in FAR, Part I, and DOD FLIP General


Planning, Chapter 2; and Aeronautical Information Manual (AIM) Pilot/Controller Glossary. No effort to duplicate these terms is intended. Where terms are used in this instruction with a different connotation or where definitions are lacking in the above-mentioned publications, the explanations of such terms are included in the Glossary.

#### 1.4 WARNINGS, CAUTIONS, AND NOTES

The following definitions apply to WARNINGS, CAUTIONS, and Notes found throughout this instruction.



Explanatory information about an operating procedure practice, or condition, etc., that may result in injury or death if not carefully observed or followed.



Explanatory information about an operating procedure, practice, or condition, etc., that may result in damage to equipment if not carefully observed or followed.

#### Note

Explanatory information about an operating procedure, practice, or condition, etc., that must be emphasized.

#### 1.5 WORDING

The concept of word usage and intended meaning that has been adhered to in preparing this instruction is as follows:

- a. "Shall" has been used only when application of a procedure is mandatory.
- b. "Should" has been used only when application of a procedure is recommended.
- c. "May" and "need not" have been used only when application of a procedure is optional.
- d. "Will" indicates futurity and never indicates any degree of requirement for application of a procedure.
- e. "Land Immediately" is self-explanatory.
- f. "Land as Soon as Possible" means land at the first site at which a safe landing can be made.
- g. "Land as Soon as Practicable" means extended flight is not recommended, the landing site and duration of flight is at the discretion of the pilot in command.

## CHAPTER 2

# Naval Air Training and Operating Procedures Standardization Program

### 2.1 PURPOSE

To define the NATOPS program organization, assign responsibilities, and specify procedures.

### 2.2 NATOPS PROGRAM ORGANIZATION

The NATOPS program organization shall be in accordance with this chapter. (See Figure 2-1.)

#### 2.2.1 NATOPS Program Duty Assignments

a. NATOPS Program Administrator --- The Director, Air Warfare Division (N78) has overall cognizance for the NATOPS program. The Head, Aviation Manpower and Training Branch (N789) has been delegated responsibility for the program's administration and management.

b. NATOPS Advisory Group --- The NATOPS advisory group is composed of the following (and other commands as designated by CNO):

Chief of Naval Operations (CNO)

Commandant of the Marine Corps (CMC)

Commander, Naval Air Systems Command  
(COMNAVAIRSYSCOM)

Commander, Naval Air Force, U.S Pacific Fleet  
(COMNAVAIRPAC)

Commander, Naval Air Force, U.S. Atlantic  
Fleet (COMNAVAIRLANT)

Chief of Naval Air Training (CNATRA)

Commander, U.S. Marine Forces Atlantic  
(COMMARFORLANT)

Commander, U.S. Marine Forces Pacific  
(COMMARFORPAC)

Commander, Naval Air Reserve Force  
(COMNAVVAIRESFOR)

Commanding General, 4th Marine Aircraft Wing  
(CG FOURTH MAW)

Commander, Naval Safety Center  
(COMNAVSAFECEN)

c. CNO NATOPS Coordinator --- A Naval pilot/ naval flight officer (NFO), who represents CNO at all NATOPS review conferences. They oversee all aspects of the production of NATOPS publications for CNO (N789J).

d. NATOPS Coordinator --- A pilot/NFO possessing broad experience in current operational aircraft, assigned to NATOPS program coordination duties at the headquarters of advisory group members.

e. Cognizant (COG) Command --- An advisory group member responsible for specific portions of the NATOPS program as designated by CNO (N789J). COG Command assignments are delineated in the NATOPS status report issued by the CNO NATOPS Coordinator.

f. NATOPS Model Manager --- The unit commander or head of department designated by the COG Command to administer the NATOPS program for a specific aircraft model or aircraft-related system. These assignments are delineated in the NATOPS status report.

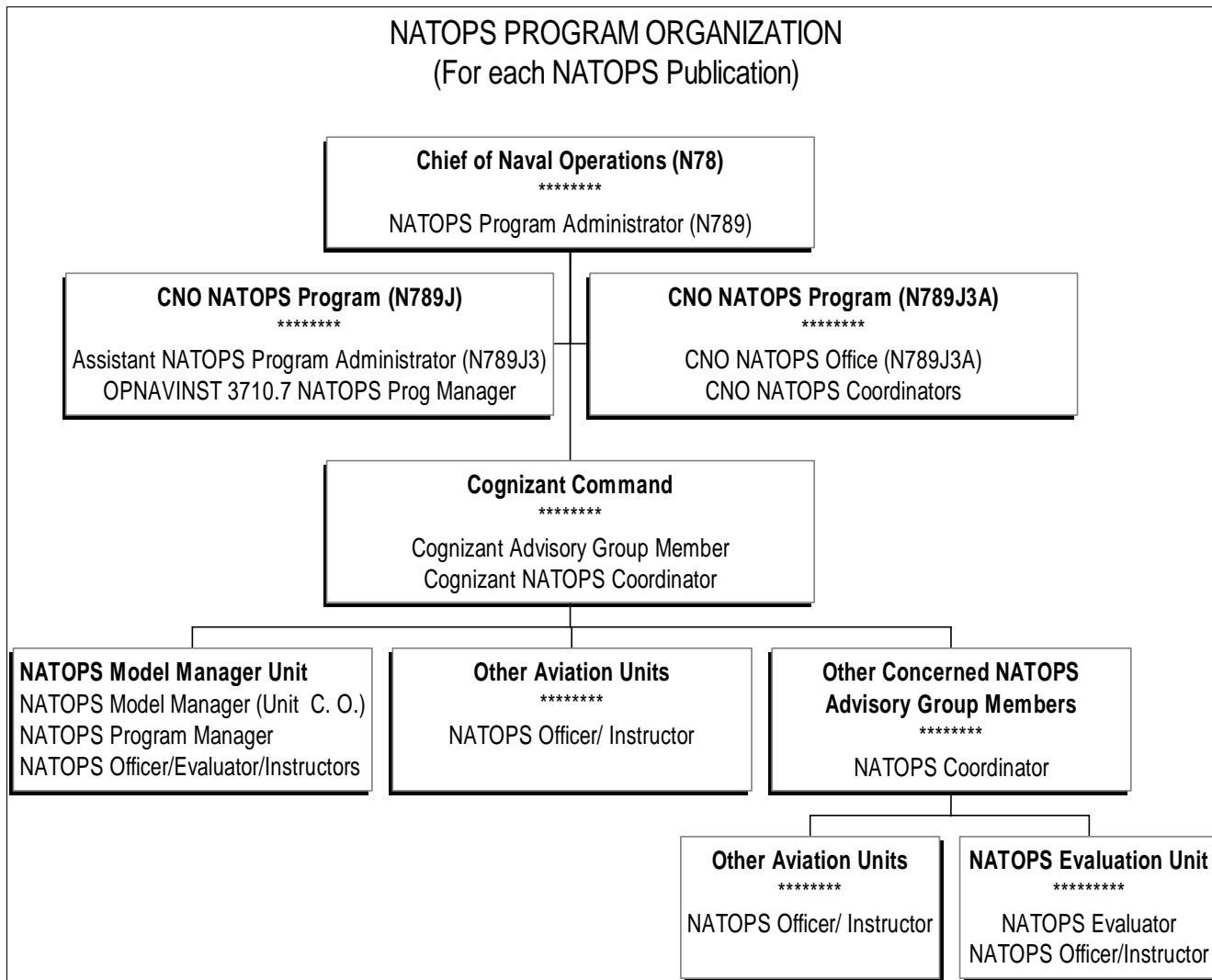


Figure 2-1. NATOPS Program Organization

g. NATOPS Program Manager --- An officer assigned by the Model Manager who performs administrative responsibilities for the NATOPS program and who is given written authority to act on behalf of the Model Manager in NATOPS-related matters. The program manager shall be highly qualified in model and should be assigned these responsibilities for a minimum of 18 months.

h. NATOPS Evaluation Unit --- A command designated by an advisory group member, normally the COG Command, to conduct annual NATOPS evaluations of units assigned to that advisory group member.

i. NATOPS Evaluator --- A highly qualified air crewmember assigned to a NATOPS evaluation

unit who conducts annual unit NATOPS evaluations for a flightcrew position. Designations shall be in writing by the commanding officer of the evaluation unit. If the advisory group member is also the COG Command for the aircraft concerned, the NATOPS evaluator should be in the Model Manager unit.

j. NATOPS Instructor --- A highly qualified air crewmember whose primary duty should be administering the NATOPS evaluation program within a squadron or unit. The NATOPS instructor shall receive initial and subsequent NATOPS evaluations from the appropriate NATOPS evaluator and be designated in writing by the commanding officer.

k. Assistant NATOPS Instructor --- A highly qualified air crewmember who can administer NATOPS evaluation checks. The assistant NATOPS instructor shall receive initial and subsequent NATOPS evaluations from either the appropriate NATOPS evaluator or squadron or unit NATOPS instructor and be designated in writing by the commanding officer.

l. Squadron NATOPS Officer --- An aviator whose primary duty is to administer the NATOPS program within a squadron or unit. The NATOPS officer may also be the NATOPS instructor.

### 2.2.2 Responsibilities

a. Chief of Naval Operations --- The CNO NATOPS Program Administrator (N789) oversees and monitors the entire NATOPS program, formulates and issues specific CNO policy, is the Model Manager for OPNAVINST 3710.7, approves and releases revisions/interim changes and designates COG Commands.

b. CNO NATOPS Coordinators -- The CNO NATOPS Coordinators (1) oversee all aspects of NATOPS publication production, including development, review, production, printing and distribution; (2) represent CNO at all NATOPS review conferences; (3) train the NATOPS Program Managers in preparing for and conducting review conferences, and in preparing review conference reports; (4) monitor the progress of urgent change recommendations and prepare interim change messages for CNO release; (5) manage the funding for production, printing, and distribution of out-of-production NATOPS publications; (6) monitor the status of all NATOPS publications, and compile and distribute the NATOPS status report; (7) manage the editorial support of NATOPS publications for aircraft no longer in production or receiving editorial support through NAVAIR sources; (8) coordinate the activities of the NATOPS advisory group members, Model Managers, technical support personnel, and aircraft contractors to avoid unnecessary production delays; and (9) maintain the NATOPS Military Standards, and ensure proper word and phrase usage in accordance with Navy, DOD, and government requirements.

c. NATOPS Advisory Group --- Group members shall monitor the NATOPS program and are re-

sponsible to CNO for its proper operation. The advisory group shall meet, as required, to properly implement and coordinate the program. Each member shall designate a NATOPS coordinator and, other than COMNAVSAFECEN, designate Model Managers and evaluation units (as required) and issue instructions implementing NATOPS directives that shall include NATOPS evaluation, waiver, and reporting procedures.

(1) NATOPS Coordinator --- Responsible for coordinating the overall command NATOPS program as directed by the appropriate advisory group member. The coordinator will maintain liaison with other coordinators and the CNO NATOPS Coordinators and shall attend or designate in writing a fully authorized representative to attend applicable NATOPS review conferences. Designated representatives shall ensure that copies of their letters of designation are forwarded to the CNO NATOPS Coordinators. The coordinator shall ensure that an annual evaluation is conducted on each NATOPS evaluator within the command. A like-model evaluator from another major command should, if practicable, administer the evaluation, but may be performed by a like-model NATOPS instructor within the same major command if necessary. The report of the evaluation shall be forwarded to the evaluator's commanding officer.

(2) COG Command --- Responsible for oversight of the NATOPS program for specifically assigned model aircraft or aviation-related function. All COG Commands are advisory group members. The COG Command convenes NATOPS review conferences and processes urgent change recommendations. Additionally, prior to convening a review conference, the COG Command shall consult with the NATEC Logistics Element Manager, via the CNO NATOPS Coordinators, to verify funding availability to produce NATOPS publications.

(3) COMNAVAIRSYSCOM --- Because of their systems test and evaluation mission, COMNAVAIRSYSCOM has cognizance over all aircraft equipment limitations and technical data in NATOPS publications and is responsible for ensuring the airworthiness of all Naval aircraft, including Preaccepted Aircraft and Public Use Aircraft operated by or for the Navy.

(4) COMNAVSAFECEN --- Shall only be responsible for informing other advisory group members of the effectiveness of the NATOPS program as it applies to aviation safety. This includes comments on routine (Conference agenda) and urgent change recommendations.

d. Naval Operational Medicine Institute (NAVOPMEDINST) --- Designated as the aviation training **advisor** for emergency egress.

e. NATOPS Model Manager --- The Model Manager shall review the assigned NATOPS publications to ensure that they contain the latest approved operating procedures and make appropriate recommendations to the COG Command on all matters concerning the NATOPS manuals.

f. NATOPS Program Manager --- Responsible to the Model Manager for specific duties in the maintenance of the assigned NATOPS publications, and acts as the Model Manager's single point of contact for all NATOPS related issues. This assignment is delineated in the NATOPS status report. The program manager shall:

(1) Conduct a continuous review of existing publications, including appropriate NATOPS manuals, Maintenance Instruction Manuals (MIMs), Handbooks of Overhaul Instructions (HOIs), Allied Tactical Publications (ATPs), Naval Warfare Publications (NWP), and associated instructions to discover any conflicts that might exist.

(2) Report conflicts to the appropriate NATOPS coordinator, the Model Manager (if appropriate), and the activity responsible for the content of the conflicting directive, including recommendations for resolving the conflict.

(3) Maintain close liaison with evaluators of similar aircraft models to correlate data, locate any areas of weakness, and recommend appropriate action.

(4) Make recommendations to the Model Manager on when to schedule review conferences.

(5) Provide guidance and assistance to NATOPS instructors.

(6) Visit and observe, as appropriate, special exercises, tests, and projects involving new operat-

ing techniques or procedures applicable to the model aircraft.

(7) Review the NATOPS status report to ensure the accuracy of all pertinent information.

(8) Forward a copy of designation letter and point-of-contact phone number(s) to the COG Command and the CNO NATOPS Coordinators.

g. NATOPS Evaluator --- The NATOPS evaluator conducts annual evaluations of all NATOPS instructors (or assistant NATOPS instructors, if possible) within the same major command. The 12-month evaluation cycle may be extended up to 18 months for circumstances such as extended deployments, and only for units whose previous evaluations indicated a high degree of NATOPS program effectiveness. One or more flightcrews from each unit shall be evaluated at random to measure overall compliance with NATOPS. Evaluation results shall be forwarded to each unit commander.

h. NATOPS Instructor --- The NATOPS instructors shall conduct an evaluation on all flight crewmembers within their units. Instructors are responsible to the commanding officer for providing the required standardization and shall keep the commanding officer informed of NATOPS development within the community and the unit.

i. Assistant NATOPS Instructor --- Assists squadron NATOPS instructor in performing assigned duties. Assigned as deemed necessary by the commanding officer.

### 2.2.3 NATOPS Program Products and Publications

a. **NATOPS Status Report** --- A report prepared by the CNO NATOPS Coordinator and distributed via the CNO NATOPS website or by other electronic means, delineating the status of all NATOPS publications, COG Command, Model Manager, and Program Manager assignments, and other pertinent information.

b. **NATOPS Flight Manual (NFM)** --- A manual for a specific aircraft model containing standardized ground and flight operating procedures, training requirements, aircraft limitations, and technical data necessary for safe and effective operation



of the aircraft. To reduce the size of some NATOPS flight manuals, supplements may be issued for specific sections of the NFM (e.g. Weapons System Supplement, Performance Charts Supplement)

c. NATOPS Miscellaneous Manual --- A manual issued for special aircraft-related operations or systems that require fleet-wide standardization (e.g., Aircraft Refueling NATOPS, CV NATOPS, LSO NATOPS).

d. Preliminary NATOPS Manual --- A Preliminary NATOPS manual is a developmental manual that has not been issued (i.e. no letter of promulgation) or distributed for routine use in the fleet. It is normally used during an aircraft's initial production and fleet introduction.

e. Partial NATOPS Flight Manual --- An NFM issued for a variant of the basic aircraft model and affecting a small but significant percentage of the total fleet. This publication is used in conjunction with the basic NFM and addresses only the differences in the variant.

f. NATOPS Checklists --- Excerpts, often in abbreviated form, of selected sections of the NFM or supplement, designed for easy accessibility for use while airborne.

g. NATOPS Program Managers Handbook --- A guide written by the CNO NATOPS Coordinator. It is a detailed description of the functions and responsibilities of the Program Manager. Available on the CNO NATOPS website or by other electronic means. This handbook answers questions on updating manuals.

h. NATOPS Changes Software Program --- Computer software used to build and manipulate a database of proposed changes as the conference agenda. The computer format allows entry of the same basic information as contained on the OPNAV 3710/6 NATOPS/Tactical Change Recommendation Form, and is available on the CNO NATOPS website or by other electronic means.

i. CNO NATOPS web site --- The NATOPS web site ([www.hq.navy.mil/natops](http://www.hq.navy.mil/natops)) is the primary information conduit for the CNO NATOPS Coordinators about the NATOPS program. The Program Manager's Handbook, NATOPS Changes Software program, OPNAVINST 3710.7, and the NA-

TOPS conference schedule are among the items available on the web site.

## 2.3 NATOPS PROGRAM ADMINISTRATION

### 2.3.1 General Administrative Requirements

a. Publication Format --- The technical content, style, and format for NATOPS publications shall be in accordance with the applicable military specifications.

b. Letters of Designation --- Designations of responsibilities discussed above shall be made in writing, on command letterhead. Copies of the designation letters for NATOPS Model Manager Units, NATOPS Evaluation Units, and NATOPS Program Managers shall be sent to the CNO NATOPS Office.

c. Waivers --- Commands indicated below in the first column of Figure 2-2 may grant waivers to the provisions of NATOPS manuals to develop new procedures or when compliance is impractical. Waiver requests for this instruction are addressed in paragraph 1.1.4. Waivers shall always indicate the purpose for which granted and include a time

DELEGATING COMMAND	WAIVER AUTHORITY MAY BE ISSUED TO:
CNO	ALL COMMANDS
CMC	FOURTH MAW/MCCDC
CNAVRES	NAVAIRESFOR
FLEET AND FLEET AIR TYPE COMMANDERS	FLEET COMMANDS
COMMARFORPAC	MARFORPAC MARCORBASESPAC COMCABWEST
COMMARFORLANT	MARFORLANT COMCABEAST
CNATRA	ALL CNATRA ACTIVITIES
COMNAVAIR-SYSCOM	ALL COMNAVAIRSYSCOM AND DLA ACTIVITIES

Figure 2-2. Waiver delegation authority

limit. If a waiver must be continually renewed, it is a good indication that the particular procedure, requirement, or limitation should be revised. Waiver authority may be delegated in writing at the discretion of the empowered commands listed in the second column of Figure 2-2. A copy of all waivers shall be forwarded to CNO (N789J) and to COMNAVSAFECEN (Code 11).

d. Report and Forms

(1) Report symbol OPNAV 3710-21, "NATOPS Evaluation Report," (Figure A-9) is approved in accordance with appendix A.

(2) Copies of the NATOPS/Tactical Change Recommendation/OPNAV 3710/6 (4-90), stock number 0107-LF-009-7900 (Figure 2-3), and of the NATOPS Evaluation Report, OPNAV 3710/7 (4-90), stock number 0107-LF-009-8000 (Figure A-9), are listed in the NAVSUP Publication 2002D on the Naval Logistics Library (NLL) NAVSUP Publication 600. These are also available as Cog "I" stock items that may be requisitioned from the Naval Inventory Control Point (NAVICP). Electronic copies of the form in Microsoft Access are available on the CNO website, [www.hq.navy.mil/natops](http://www.hq.navy.mil/natops).

### 2.3.2 Categories of NATOPS Publications.

There are three categories of NATOPS publications. The publications are titled as Draft NATOPS publications, Preliminary NATOPS publications, and NATOPS publications.

a. Draft NATOPS Publications. Draft NATOPS publications are unpublished publications that are produced as the first versions of the publication. They are printed in single-sided, single-column, double-spaced format, with NAVAIR numbers and dates. Draft NATOPS publications contain no letter of promulgation or Navy stock number, and are produced in very limited quantities. They are prepared by the prime contractor and are distributed primarily to NAVAIR and the Fleet Introduction Team personnel. The content of Draft NATOPS publications grow and the publications are revised as the source data and new information for them becomes available.

b. Preliminary NATOPS Publications. Prelimi-

nary NATOPS Publications are NATOPS are double-sided, double column, single-spaced documents that are published and contain a NAVAIR number, date, and a Navy stock number. They look like mature NATOPS publications except that they contain the word Preliminary in their titles and do not contain a letter of promulgation. They are also normally incomplete with respect to containing all of the information required by the Military Standards in a mature NATOPS publication.

Initial inputs to the Preliminary NFM shall be the responsibility of COMNAVAIRWARCE-NACDIV, the designated Model Manager, and the contractor. To update a manual, the COG Command shall convene a conference, normally at the contractor facility, as fleet operational data becomes available and new procedures and techniques are developed. However, procedural changes to Preliminary NATOPS manuals can be approved and issued by the Model Manager without using the formal NATOPS change recommendation approval process. The Model Manager has responsibility to maintain complete records of such changes and to ensure that all users are promptly informed. This change procedure is only for Preliminary NATOPS publications (which do not contain a Letter of Promulgation).

#### Note

The CNO NATOPS Coordinators assign all interim change numbers. When NAVAIR or a Model Manager of a Preliminary NATOPS manual issues an interim change, the CNO NATOPS Coordinators shall be contacted to obtain the correct number.

For Preliminary NATOPS publications, COMNAVAIRSYSCOM shall provide technical information and recommended operating procedures to the Model Manager, who, after consulting with the CNO NATOPS Coordinators, may then modify the operating procedures as appropriate and issue the interim change without further administrative delay.

c. NATOPS Publications. Mature NATOPS publications contain all of the information required by the NATOPS Military Standards and have been judged sufficiently stable so as to have received a



<b>NATOPS/TACTICAL CHANGE RECOMMENDATION</b>					DATE
TO BE FILLED IN BY ORIGINATOR AND FORWARDED TO MODEL MANAGER					
FROM (Originator)				UNIT	
TO (Model Manager)				UNIT	
COMPLETE NAME OF MANUAL/CHECKLIST	REVISION DATE	CHANGE DATE	SECTION/CHAPTER	PAGE	PARAGRAPH
RECOMMENDATION (Be spe-           <div style="text-align: right;"><input type="checkbox"/> CHECK IF CONTINUED ON BACK</div>					
JUSTIFICA-					
SIGNATURE		RANK	TITLE		
ADDRESS OF UNIT OR COMMAND					
TO BE FILLED IN BY MODEL MANAGER (Return to Originator)					
FROM					DATE
TO					
REFERENCE (a) Your Change Recommendation Dated _____					
<input type="checkbox"/> Your change recommendation dated _____ is acknowledged. It will be held for action of _____  <input type="checkbox"/> Your change recommendation is reclassified URGENT and forwarded for approval to _____ By my DTG _____.					
/s/ _____ MODEL MANAGER			_____ AIRCRAFT		

Figure 2-3. NATOPS/Tactical Recommendation (sheet 1 of 2)

CONTINUED

letter of promulgation. Changing them requires following the full NATOPS change recommendation approval process, which includes giving all who fly the aircraft or use the procedures the opportunity to comment on the proposed change recommendations. Publications for aircraft that are deployed to fleet units from the fleet replacement squadron should normally contain a letter of promulgation.

### 2.3.3 Formal Changes to NATOPS Publications.

a. Change --- A printed update to a publication, which is limited to only those pages containing revised information. Printed changes to NATOPS publications shall include a new title page showing the change number and date below the original publication or revision date. The change number will appear on the bottom of all changed pages.

b. Revision --- A second or subsequent edition of a complete publication, superseding the preceding edition and incorporating all previously issued changes. Revisions to NATOPS publications are indicated only by a revised date on the title page.

c. Interim Change --- An update to a manual, often initiated by an urgent change recommendation, and issued by rapid means, normally via message. Occasionally because of size or complexity, interim changes are printed and distributed in the same way as a change or revision. Interim changes are numbered consecutively throughout the life of the NATOPS manual, regardless of the number of subsequent changes or revisions. Interim changes can be cancelled or modified by a NATOPS review conference report or another interim change with a new interim change number.

#### Note

Assignment of a new interim change number to a correction or a change to an interim change provides visibility for new information in the NATOPS Status Report.

### 2.3.4 Distribution of Changes

a. Revisions and changes are distributed in printed form to all organizations that are on automatic distribution for those publications.

b. Interim changes are distributed in the following ways:

(1) By priority message to major aviation commands and other addressees when urgency so warrants. The major aviation commands shall immediately readdress and redistribute the priority message to appropriate subordinate commands.

(2) In printed form to all holders of the manual; the changes may be replacement pages, cutouts, or pen entries.

c. Copies of all changes and interim changes are also placed on the NATEC web site ([www.natec.navy.mil](http://www.natec.navy.mil)).

### 2.3.5 Incorporation of Changes

a. Numbered (printed) changes to manuals shall be inserted immediately. After checking against the list of effective pages, the superseded pages shall be destroyed.

b. Interim changes, may be entered either as replacement pages or as pen changes to the existing pages, shall be recorded on the interim change summary page in the front of the manual.

#### Note

The interim change summary page in each NATOPS manual should be checked against the NATOPS status report to determine if the manual contains the latest update.

c. Replacement pages that have been locally modified to incorporate message and/or printed interim changes that were not included in the latest printed change shall:

(1) Retain their printed change marking (e.g., ORIGINAL, CHANGE 1, CHANGE 2), and

(2) Be marked directly below the printed change marking with the number(s) of the interim change(s) (e.g., with IC 3, with IC 26 and 29) that modifies them, as applicable.

## 2.4 CREATING, UPDATING AND CANCELING NATOPS PUBLICATIONS

### 2.4.1 Creating a New Publication

a. Request for creation of a new publication. A letter shall be sent to CNO (N789J), by the initiating unit via the Advisory Group Member in the chain of command, justifying the need for the new publication, outlining the proposed contents of the publication, and recommending a Model Manager unit to manage the publication. When available, a draft of the new publication should accompany the letter.

b. Designation of NATOPS COG Command and Model Manager Unit (MMU). Upon receipt of the letter, CNO (N789J) shall evaluate the need for the publication. If the publication is needed, CNO N789J shall approve the further development of the publication and assign a COG Command for the proposed publication. The COG Command, shall in turn, appoint the MMU of the publication.

c. Formal approval of the publication. The MMU shall then prepare a draft of the publication (if not previously available), and the COG Command shall convene a NATOPS conference to formally review and decide the content of the new publication. The review conference will also determine whether the new publication is complete or lacks any information considered essential for a complete publication. If the publication is determined to be complete, it will normally receive a Letter of Promulgation. If the publication is determined to be lacking essential information (e.g., as mandated by Military Standards), it shall contain the word Preliminary in the title of the publication, in lieu of receiving a Letter of Promulgation. If the publication is considered complete but remains subject to a high volume of proposed changes, and the aircraft is not yet deployed beyond the fleet replacement squadron, the publication may be retained in a Preliminary status. This will reduce the administrative burden of the formal NATOPS urgent change recommendation approval process and al-

low the changes to be incorporated into the publication more expeditiously. Once the aircraft is deployed in fleet units, the publication should contain a Letter of Promulgation and be subject to the formal change recommendation approval process.

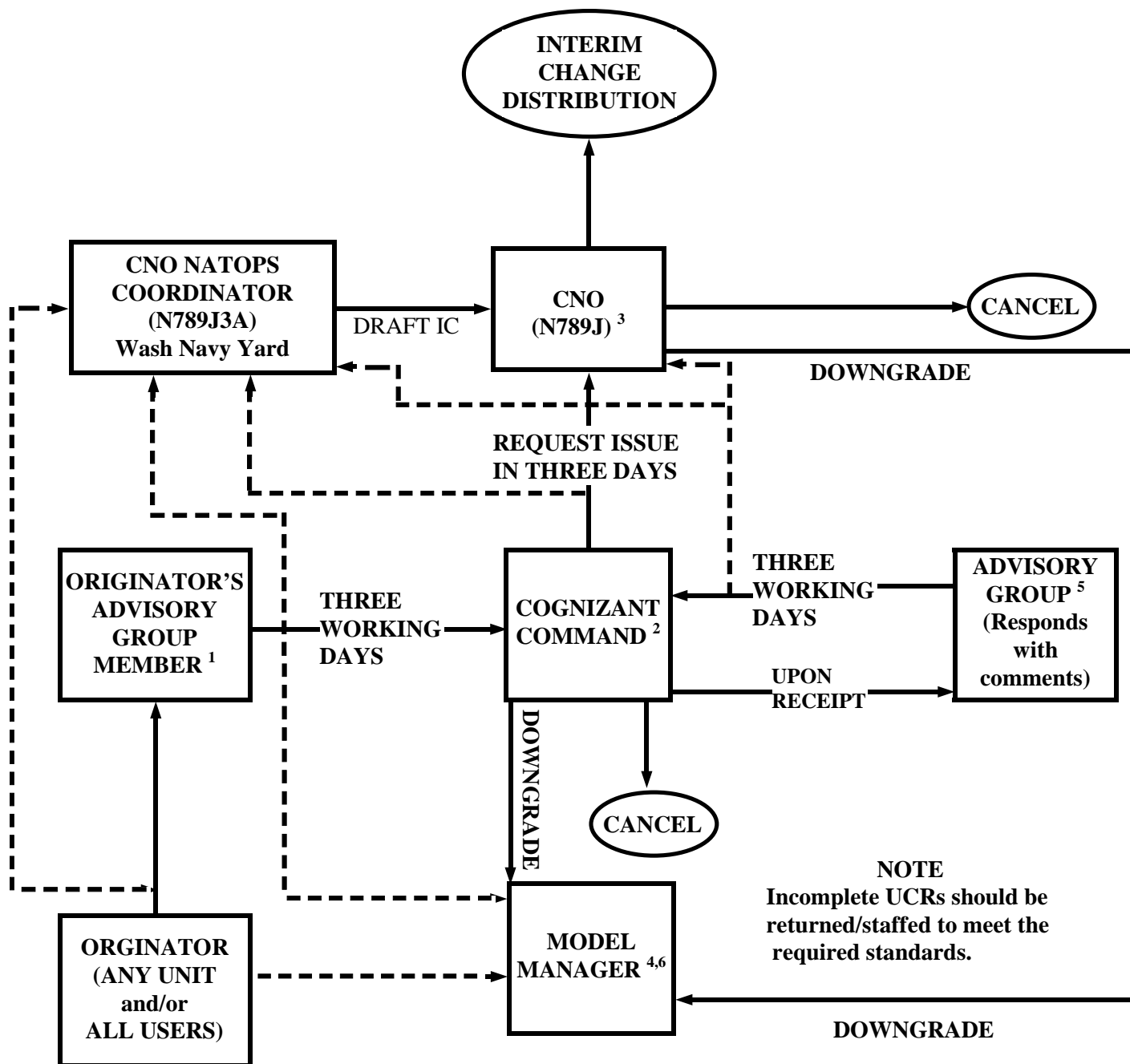
d. Assignment of NAVAIR Number. Once formally approved, CNO (N789J) shall request assignment of a NAVAIR number for the new publication from NATEC LEM, which will provide the new NAVAIR number.

e. Automatic Distribution List. The Model Manager shall submit a proposed distribution list for the new publication and forward it via the CNO NATOPS Office to Naval Air Technical Data and Engineering Service Command (NATEC). Each proposed distribution list shall be composed of a list of each unit to receive automatic distribution of the publication. Include the NATEC Activity Address Code if one already exists. The Model Manager may contact the CNO NATOPS Office or the NATEC LEM to obtain a copy of the distribution list of a similar publication as an aid in preparing the list. The completed distribution list shall include (1) NATEC Activity Address Code of each expected user, or the complete address of each user if a NATEC Activity Address code has not yet been established, (2) the user unit's command attention code, if known, and (3) the recommended distribution quantities of paper and/or CD-ROM copies for each user account.

f. Following preparation of the master copy of the new publication, a copy shall be forwarded to CNO (N789J) for final approval and preparation of the Letter of Promulgation for the publication.

### 2.4.2 Updating Existing Publications

a. Publications are updated periodically by convening a NATOPS Review Conference that formally reviews and approves the accumulated routine change recommendations submitted since the last NATOPS review conference. The changes approved by the NATOPS review conference are compiled into a NATOPS Review Conference Report. The approved changes in the conference report and any interim changes that have been issued, but are not yet incorporated in the publication, are then incorporated by editors into a change or revision to the publication.



START

----- UCR Info/Advisory Copy  
————— UCR Decision Path

1. Forward with recommendation to approve or cancel.
2. Three options: Forward for approval, downgrade to routine, or cancel.
3. Three options: Approve (and distribute), downgrade to routine, or cancel.
4. Include UCR as an agenda item for next review conference.
5. COMNAVAIRSYSCOM may issue technical IC's (only) . Obtain IC numbers from CNO NATOPS Office.
6. Model Managers may issue IC's for Preliminary NATOPS publications. Obtain IC numbers from CNO NATOPS Office.

Figure 2-4. UCR Approval Process

b. CNO (N78) provides a standardized Letter of Promulgation to the CNO NATOPS Office for NATOPS Publications. An updated Letter of Promulgation will be included in a revision of a publication that has been previously published with a Letter of Promulgation. A Letter of Promulgation may also be inserted in any changed or revised Preliminary publication that has matured and is determined to warrant incorporation of a Letter of Promulgation. Barring a request from CNO (N78) to review the publication, the LOP may be incorporated without the change or revision being forwarded for review by CNO (N78). In both of these cases, incorporation of the letter of promulgation into the new publication is subject to the provision that all changes have been formally approved by a NATOPS review conference and have been incorporated into the publication as intended by the review conference.

c. The new changed or revised publication is then published and distributed to the fleet in paper, CD-ROM and/or electronic form.

**2.4.3 Canceling A Publication.** Superseded publications are identified on the cover(s) of the changed or revised publications that supersede them. The Model Manager of a publication that is no longer required and will not be superseded by another, shall submit a recommendation to CNO (N789J) that the publication be cancelled. CNO (N789J) shall, in turn, declare the publication canceled and notify NATEC of the cancellation. NATEC LEM will then retire the NAVAIR number and notify NAVICP so that shelf stocks are retired.

## 2.5 CHANGE RECOMMENDATIONS

a. The effectiveness of the NATOPS program is dependent on the currency and accuracy of NATOPS publications. Inputs from many sources are used to maintain the integrity of the program. Any NATOPS publication user who notes a deficiency or an error is obliged to submit a change recommendation. The participation of the individual is imperative, if this process of continual manual improvement is to succeed.

b. Change recommendations shall be submitted as either urgent or routine as follows:

### 2.5.1 Routine Change Recommendations.

Routine change recommendations are those that do not require immediate issuance to the fleet. Routine change recommendations are sent to the appropriate Model Manager on form OPNAV 3710/6 (4-90) as shown in Figure 2-3. The Model Manager will acknowledge receipt and make it a part of the next review conference agenda.

#### Note

The Model Manager may elect to upgrade the classification to urgent and immediately process the recommendation.

If the routine change is approved at the conference, it will be incorporated in the next change or revision to the appropriate NATOPS publications. NATOPS review conferences are normally held every two years. Therefore a routine change recommendation could take several years to be resolved.

### 2.5.2 Urgent Change Recommendations.

a. Urgent change recommendations are changes that cannot be delayed until the next review conference. Figure 2-4 is an Urgent change recommendations shall be generated any time a hazard has been identified and classified as high risk with respect to personal injury, property damage, or mission degradation. If appropriate, include the phrase "safety of flight" in the subject line if the situation involves the fundamental airworthiness of the aircraft or operating procedures likely to place flight personnel in immediate danger.

UCRs and responses to them shall be sent by priority message whenever possible. Transmission of urgent change recommendation messages is authorized during MINIMIZE. UCRs that contain illustrations and/ or extensive data should be forwarded by letter. Use of fax or e-mail copies are strongly recommended to reduce both message transmission and mail delivery delays. The initial message on a subject shall be sent to the advisory group member's NATOPS coordinator in the originator's chain of command, using the message format shown in Figure 2-5. The CNO NATOPS Coordinators and the NATOPS Model Manager shall also be included as information addressees.

P R Date-time group  
 FM Originator //\*\*\*//  
 TO Advisory group member in your chain of command //\*\*\*//  
 INFO CNO WASHINGTON DC//N789J//  
 COMNAVAIRSYS COM PATUXENT RIVER MD//5.0F/4.1//  
 COMNAVSAFECEN NORFOLK VA//\*\*\*// (If it's a safety-of-flight issue)  
 NAVOPMEDINST PENSACOLA FL//06// (If aircrew emergency egress/rescue/ survival equipment/  
 procedures involved)  
 PEOASWASM PATUXENT RIVER MD //PMA code\* // (If out-of-production aircraft involved)  
Other appropriate units in your chain of command //\*\*\*//  
Model Manager unit //\*\*\*//  
Evaluator unit in your chain of command //\*\*\*// (If different from the model manager)  
 HMX ONE QUANTICO VA//C148-11// (If H-3, CH-46E, CH-53 or H-60 aircraft involved)  
 UNCLAS //N03711//  
 MSGID/GENADMIN/ originator unit //  
 SUBJ/URGENT CHANGE RECOMMENDATION TO aircraft/title NATOPS PUBLICATIONS//  
 (When appropriate, add: SAFETY OF FLIGHT)  
 REF/A/DOC/OPNAV/ date //  
 REF/B/DOC/NAVAIR/ date of latest change or revision //(e.g.: NAVAIR 01-T34AAC-1 (T-34C  
 NFM))  
 REF/C/.....//Etc.  
 AMPN/REF A IS OPNAVINST 3710.7S, CHAP 2. REF B IS NAVAIR pub # (short NATOPS  
 title). REF C IS NAVAIR (pub # short NATOPS title) ....Etc.// (Additional references as necessary)  
 POC/.....//  
 RMKS/1. IAW REF A, RECOMMEND CHANGE REF B (AND C,..etc.) AS FOLLOWS:  
 A. CHANGE REF B, PART number, CHAPTER number, PAGE number, FIGURE/PARAGRAPH  
number and title, SENTENCE/LINE number or other identifiable landmarks on page.  
 (1) DELETE: (Always indicate what is to be deleted. If no deletion is necessary, enter NA).  
 (2) ADD: (Quote new text or describe changed material. If none, enter NA. Unless otherwise  
 indicated, new text is inserted in the same location as deleted material.)  
 B. (Continue change recommendations with next pub and/or next location).  
 2. JUSTIFICATION: (Enter remarks necessary to justify change recommendations.)  
 //  
 BT

Notes

- \* Indicates message routing code. (Use "//JJJ//" when code required but not known).
- NATOPS Advisory Group routing codes may be located in the Urgent Change Recommendation section of the NATOPS Status Report; or, determined by contacting the individual NATOPS Program Manager for the subject publication.
- This sample is intended as a content guide. Refer to NTP-3 for detailed GENADMIN MTF formatting instructions

Figure 2-5. Sample NATOPS Urgent Change Recommendation Message

```

P R Date-time group
FM Cognizant Command //***//
TO Other advisory group members //***// (Include those who operate the subject aircraft/
equipment)

INFO CNO WASHINGTON DC//N789J//
COMNAVAIRSYSCOM PATUXENT RIVER MD//5.0F//
NAVOPMEDINST PENSACOLA FL//06// (If aircrew emergency egress/rescue/survival
equipment/procedures involved)

PEOASWASM PATUXENT RIVER MD//PMA code * // (If out-of-production aircraft involved)
Model Manager unit //***//
Evaluator unit //***// (If different from the model manager)
DCMC name//***// (If in-production aircraft involved)
HMX ONE QUANTICO VA//C148-11// (If H-3, CH-46E, CH-53 or H-60 aircraft involved)
UNCLAS //N03711//
MSGID/GENADMIN/ Cognizant Command //
SUBJ/URGENT CHANGE RECOMMENDATION TO aircraft/title NATOPS PUBLICATION (S)//
(If appropriate, add: SAFETY OF FLIGHT)
REF/A/RMG/ UCR Originator / date-time group // (Original UCR message)
REF/B/DOC/OPNAV/ date // (3710.7 Instruction, ref latest revision)

REF/C/.....// (Background information on the recommendation)
NARR/REF A IS INITIAL UCR MSG ORIGINATED BY.. REF B IS OPNAVINST 3710.7S,
CHAPTER 2. REF C PROVIDES FURTHER BACKGROUND INFO REGARDING SUBJECT UCR ..
Etc.

POC/ name of COG/NATOPS coordinator / DSN phone number //
RMKS/1. REQUEST COMMENTS, RECOMMENDATIONS, AND CONCURRENCE OR NONCONCUR-
RENCE ON REF A. PER REF B, YOUR RESPONSE IS REQUIRED WITHIN THREE WORKING
DAYS.//
BT

```

### Notes

- \*\*\* Indicates message routing code. (Use "///JJJ/" when code required but not known).
- NATOPS Advisory Group routing codes may be located in the Urgent Change Recommendation section of the NATOPS Status Report; or, determined by contacting the individual NATOPS Program Manager for the subject publication.
- This sample is intended as a content guide. Refer to NTP-3 for detailed GENADMIN MTF formatting instructions

Figure 2-6. Sample Cognizant Command Request for Comments Message



**Note**

The advisory group member in the originator's chain of command may or may not be the NATOPS COG Command.

When the change recommendation affects any aspect of emergency egress, rescue, or survival, Naval Operational Medical Institute (NAVOPMEDINST), the aviation training advisor for emergency egress, shall be included as an action addressee.

b. The advisory group member receiving the initial UCR message shall review the message for appropriateness and completeness and may cancel the UCR, downgrade the UCR to routine, or forward the UCR message for further review (comments) and approval. Incomplete UCRs should be returned and staffed to meet the required standards. If approved by the originating command's advisory group member, the recommendation shall, within 3 working days, be forwarded with modifications and comments to the COG Command for the affected publication(s). Information addressees shall include all other advisory group members exercising operational control over the model aircraft involved or designated in the affected publication, COMNAVSAFECEN, COMNAVAIRSYSCOM (Codes 5.1), CNO (N789J), and the Model Manager. The advisory group member shall forward the initial message when recommending downgrading or canceling a UCR.

c. COMNAVAIRSYSCOM has cognizance over all aircraft equipment limitations and technical data in NATOPS publications. The fleet COG Command/Model Manager has cognizance over all operating procedures, but must operate within the constraints of the technical limitations. The CNO NATOPS Coordinator has cognizance over the content and specifications. Following receipt of a UCR that involves technical information, COMNAVAIRSYSCOM may issue it directly as an interim change provided that no operating procedures are involved. However, COMNAVAIRSYSCOM may issue such interim changes only after consultation with the COG Command, the Model Manager, and CNO NATOPS Coordinator.

**Note**

The CNO NATOPS Coordinators assign all interim change numbers. When NAVAIR or a Model Manager of a Preliminary NATOPS manual issues an interim change, the CNO NATOPS Coordinators shall be contacted to obtain the correct number.

d. Upon receipt of a UCR, the COG Command shall request the comments of the other appropriate advisory group members, (advisory group member's not exercising operational control of subject aircraft need not respond), CNO (N789J), and the Model Manager (see Figure 2-6). For cases that involve both technical information and operating procedures, COMNAVAIRSYSCOM shall provide approved technical information and any recommended procedures to the appropriate COG Command. The COG Command shall forward comments from the members of the advisory group, and the MMU, before recommending final action to CNO.

e. Within 3 working days, action addressees shall forward comments (i.e. concurrence, non-concurrence, comments, or recommendations) to the COG Command, with the CNO, COMNAVAIRSYSCOM, COMNAVSAFECEN, and the Model Manager as information addressees (see Figure 2-7). Advisory group members who are unable to forward their comments within the allotted 3 working days shall forward to the COG Command an interim report that includes the reason for the delay and an estimate of when their recommendation will be forthcoming. **Use of e-mail in lieu of a Naval message when providing response to requests for comments on NATOPS UCRs is encouraged provided that the comments are sent to all addressees.**

f. Within 6 working days of initial receipt of a UCR sent by an advisory group member, the COG Command shall either cancel, downgrade the UCR, or submit a request to issue the recommended change to CNO, with the Model Manager, and others as appropriate as information addressees (see Figure 2-8).

g. Upon receipt of the COG Command's recommendation for issuance, CNO NATOPS Coordina-

P R Date-time group  
 FM Originator //\*\*\*//  
 TO Cognizant Command //\*\*\*// (If originator is advisory group member or action addressee or...)  
Advisory group member in your chain of command //\*\*\*// (If originator is subordinate to an advisory group member and an info addressee on the request for comments)

INFO CNO WASHINGTON DC//N789J//  
 NAVAIRSYS COM PATUXENT RIVER MD//5.0F//  
Other advisory group members //\*\*\*// (Include those who operate the subject aircraft/ equipment)  
 NAVOPMEDINST PENSACOLA FL//06// (Emergency egress/rescue/survival equipment/ procedures involved)

PEOASWASM PATUXENT RIVER MD//PMA code \* // (If out-of-production aircraft involved)  
Other appropriate units in your chain of command //\*\*\*//

Model manager unit //\*\*\*//  
Evaluator unit in your chain of command //\*\*\*// (If different from the model manager)  
 DCMC name //\*\*\*// (If in-production aircraft is involved)  
 HMX ONE QUANTICO VA//C148-11// (When H-3, CH-46E, CH-53 or H-60 aircraft involved)

UNCLAS //N03711//  
 MSGID/GENADMIN/ Originator unit //  
 SUBJ/URGENT CHANGE RECOMMENDATION TO aircraft/title NATOPS PUBLICATION(S)//  
 (When appropriate, add: SAFETY OF FLIGHT)

REF/A/DOC/OPNAV/date// (3710.7 Instruction, ref latest revision)  
 REF/B/RMG/ UCR originator / UCR date-time group // (Original UCR message)  
 REF/C/DOC/NAVAIR/ date of latest change or revision //  
 REF/D/.....//

NARR/REF A IS OPNAVINST 3710.7S, CHAP 2. REF B IS INITIAL UCR MSG ORIGINATED BY...REF C IS NAVAIR pub # (short NATOPS title), (e.g.: NAVAIR 01-T34AAC-1 (T-34C NFM))

REF D IS...ETC// (Additional references as necessary)

POC/.....//  
 RMKS/1. IAW REF A, CONCUR WITH REF B CHANGES TO REF C. (Concurring without comments, or...)

1. IAW REF A, DO NOT CONCUR WITH REF B CHANGES TO REF C. (Non-concurring or...)  
 2. IAW REF A, RECOMMEND MODIFY REF B, AS FOLLOWS: (Propose modifying the UCR,)  
 A. CHANGE REF C, PART number, CHAPTER number, PAGE number, FIGURE/PARAGRAPH number, SENTENCE/LINE number or other identifiable landmark on page.  
 (1) DELETE: (Always indicate what is to be deleted. If no deletion is necessary, enter NA).  
 (2) ADD: (Quote new text or describe changed material. If none, enter NA. Unless otherwise indicated, new text is inserted in the same location as deleted material.).

**Notes**

- \*\*\* Indicates message routing code. (Use "///JJJ/" when code required but not known).
- NATOPS Advisory Group routing codes may be located in the Urgent Change Recommendation section of the NATOPS Status Report; or, determined by contacting the individual NATOPS Program Manager for the subject publication.
- This sample is intended as a content guide. Refer to NTP-3 for detailed GENADMIN MTF formatting instructions.

Figure 2-7. Sample Response to a Request for Comments Message

```

P R   Date-time group
FM    Cognizant Command //***//
TO    CNO WASHINGTON DC//N789J//

INFO  Other advisory group members //***// (Include those who operate the subject aircraft/
                                             equipment)

Model Manager unit //***//
Evaluator unit //***// (If different from the model manager)
UNCLAS //N03711//
MSGID/GENADMIN/ Cognizant Command //
SUBJ/URGENT CHANGE RECOMMENDATION TO aircraft/title NATOPS PUBLICATION(S)//
(If appropriate, add: /SAFETY OF FLIGHT)
REF/A/DOC/OPNAV/ latest change or revision date //
REF/B/RMG/ UCR Originator / date-time group // (Original UCR message)
REF/C/.....// (Additional references such as recommended
                modifications to UCR or subject NATOPS flight
                manual.)
NARR/REF A IS OPNAVINST 3710.7S, CHAP 2. REF B IS....REF C IS.....//
POC/ name of Cog NATOPS coordinator / DSN phone number //
RMKS/1. IAW REF A, REQUEST ISSUE CHANGES RECOMMENDED REF B. (or...)
1. IAW REF A, REQUEST ISSUE CHANGES RECOMMENDED REF B AS MODIFIED BY REF
C (or...) MODIFIED AS FOLLOWS:
A. A. CHANGE REF C, PART number, CHAPTER number, PAGE number, FIGURE/
PARAGRAPH number and title, SENTENCE/LINE number or other identifiable landmarks on page.
    (1) DELETE: (Always indicate what is to be deleted. If no deletion is necessary, enter NA).
    (2) ADD: (Quote new text or describe changed material. If none, enter NA. Unless otherwise
              indicated, new text is inserted in the same location as deleted material.)
B. (Continue change recommendations with next pub and/or next location). (or...)
1. IAW REF A, CANCEL REF B. (or...)
1. IAW REF A, DOWNGRADE REF B TO ROUTINE. MODEL MANAGER IS DIRECTED TO
INCLUDE RECOMMENDED CHANGE IN THE AGENDA OF THE NEXT REVIEW CONFERENCE.
2. (Enter any remarks necessary to explain disposition.)
//
BT

```

**Note**

- \*\*\* Indicates message routing code. (Use "///JJJ/" when code required but not known).
- NATOPS Advisory Group routing codes may be located in the Urgent Change Recommendation section of the NATOPS Status Report; or, determined by contacting the individual NATOPS Program Manager for the subject publication.
- This sample is intended as a content guide. Refer to NTP-3 for detailed GENADMIN MTF formatting instructions.

Figure 2-8. Sample Cognizant Command UCR Final Disposition Message

P R Date-time group  
 FM Originator //\*\*\*// (CNO, COMNAVAIRSYSCOM, or Model Manager (preliminary publication only))  
 TO ALL CAD name AIRCRAFT/HELICOPTER ACTIVITIES//\*\*\*//  
 (If CAD available, and contains all action and info addressees, otherwise include the following:)  
 CNO WASHINGTON DC//N789J// (If not the message originator)  
 COMNAVAIRSYSCOM WASHINGTON DC//5.0F/4.1// (If not the message originator)  
Other advisory group members //\*\*\*// (Include operators of the subject aircraft/equipment)  
 COMNAVSURFLANT NORFOLK VA//\*\*\*// (When an Advisory Group Member)  
 COMNAVSURFPAC SAN DIEGO CA//\*\*\*// (When an Advisory Group Member)  
 NAVAIRDEPOT name //\*\*\*// (If assigned as cognizant field activity)  
 PEOASWASM PATUXENT RIVER MD//PMA code // (If assigned as model manager)  
 INFO CINCLANTFLT NORFOLK VA//\*\*\*// (For non-aircraft NATOPS Manuals (e.g.: CV NATOPS Manual))  
 CINCPACFLT PEARL HARBOR HI//\*\*\*// (For non-aircraft NATOPS Manuals (e.g.: CV NATOPS Manual))  
 COMNAVSURFLANT NORFOLK VA//\*\*\*// When not an Advisory Group Member and surface units involved  
 COMNAVSURPAC SAN DIEGO CA//\*\*\*// (When not an Advisory Group Member and surface units involved)  
 COMNAVSAFECEN NORFOLK VA//\*\*\*//  
Other advisory group members //\*\*\*// (As designated in subject publication)  
 COMNAVAIRWARCENACDIV PATUXENT RIVER MD//\*\*\*//  
 NAVOPMEDINST PENSACOLA FL//06// (If aircrew emergency egress/rescue/survival equipment procedures involved)  
Model Manager unit //\*\*\*// (If not the message originator)  
Evaluator unit in your chain of command //\*\*\*// (If different from the model manager)  
 DCMC name //\*\*\*// (If in-production aircraft is involved)  
 HMX ONE QUANTICO VA//C148-11// (If H-3, CH-46E, CH-53 or H-60 aircraft involved)  
 UNCLAS //N03711//  
 MSGID/GENADMIN/ originator unit //  
 SUBJ/INTERIM CHANGE TO aircraft/title NATOPS PUBLICATIONS//  
 (When appropriate, add: /SAFETY OF FLIGHT)  
 REF/A/DOC/NAVAIR/ date of latest change or revision //  
 AMPN/REF A IS NAVAIR pub # (short NATOPS title) //(e.g.: NAVAIR 01-T34AAC-1 (T-34C NFM))  
 REF/B/.....// (Additional references as necessary)  
 AMPN/.....//  
 POC/.....//  
 RMKS/1. THIS IS INTERIM CHANGE next sequential number TO REF A, AND INTERIM CHANGE next number TO REF B, AND ... (etc.) (Interim change numbers are assigned by the CNO NATOPS Coordinator)  
 2. SUMMARY. (One sentence summary of change)  
 3. CHANGE REF A AS FOLLOWS:  
 A. PART number, CHAPTER number, PAGE number, FIGURE/PARAGRAPH number and title, SENTENCE/LINE number or other identifiable landmarks on page.  
 (1) DELETE: (Always indicate what is to be deleted. If no deletion is necessary, enter NA).  
 (2) ADD: (Quote new text or describe changed material. If none, enter NA. Unless otherwise indicated, new text is inserted in the same location as deleted material.)  
 B. (If required, continue changes to next location in Ref A.)

**Note**

- \*\*\* Indicates message routing code. (Use "JJJ" when code required but not known).
- NATOPS Advisory Group routing codes are shown in the Urgent Change Recommendation section of the NATOPS Status Report and in subject publication.

This sample is intended as a content guide. Refer to NTP-3 for detailed GENADMIN MTF formatting instructions

Figure 2-9. Sample NATOPS Interim Change Message

tors shall then prepare an interim change package that includes copies of the original UCR, all related messages and other correspondence, copies of the affected pages of the subject publication indicating the recommended change, and electronic copy of the draft interim change message. The CNO NATOPS Coordinator shall forward the package to CNO (789J) for approval and release of the interim change message.

h. Approved Urgent Change Recommendations. Interim changes may be issued by CNO, COMNAVAIRSYSCOM (if change is limited to technical information and contains no procedures) or if the publication is designated as a Preliminary publication, by the NATOPS Model Manager. CNO NATOPS Office provides all interim change numbers to COMNAVAIRSYSCOM and to the NATOPS Model Manager. The Interim change message, with the exception of those containing NATOPS Conference advance change items, shall be complete in itself and should not require the user to refer to another source for the approved text. Interim change messages shall be in the format of Figure 2-9, with copies to all commands listed, as appropriate for the changed publications. Advisory group members are responsible for readdressal of interim change messages to their subordinate commands. Use of COMNAVSAFECEN collective address designator (CAD) message addresses (i.e., ALL SEAKNIGHT HELICOPTER ACTIVITIES) is authorized for the issuance of NATOPS interim changes.

## 2.6 NATOPS REVIEW CONFERENCE PROCEDURES

**2.6.1 General.** The effectiveness of the NATOPS program is largely dependent upon frequent review and updating of NATOPS manuals to ensure that they reflect current procedures and accurate technical information. The formal NATOPS review conference is the primary means of carrying out this phase of the program. Procedures set forth in this chapter are intended to ensure that maximum benefit is realized from these conferences.

### Note

Correspondence reviews of NATOPS publications, in lieu of formal NATOPS

review conferences, are not within the intent of this chapter and shall only be authorized by waiver from the CNO NATOPS Coordinator.

**2.6.2 Responsibility.** The responsibility for scheduling, convening, and conducting a NATOPS review conference rests with the appropriate COG Command. In performing those functions, the COG Command is assisted by the MMU and the CNO NATOPS Coordinators.

**2.6.3 Contractor Support of NATOPS Review Conferences.** The COG Command may authorize the use of a civilian contractor to assist the model manager during the conference. Close coordination between the contracting officer, the CNO NATOPS Coordinator, and the MMU is required in determining the scope of the support appropriate for a review conference. **CNO NATOPS Coordinators shall be contacted to determine editorial responsibilities prior to writing specifications for contract deliverables.**

**2.6.4 Convening Decision.** The determination as to the need for a conference shall be made by the COG Command, based on recommendations from the MMU and the CNO NATOPS Coordinator. Conferences should be held every 2 years. Under certain circumstances a delay of more than 2 years may be warranted, but in no case shall a publication exceed 5 years between conferences. Consideration should be given to the following in determining when to hold a conference:

- a. The number and importance of routine change recommendations.
- b. The number of interim changes issued since the manual's latest revision or change was issued. A large number of interim changes outstanding may indicate that an overall program review is necessary.
- c. An abnormal increase in the aircraft accident rate may indicate that training and operating procedures should be updated and further standardized.
- d. Major aircraft modifications usually require detailed description and the incorporation of new or modified procedures.

P R date-time group  
FM Cognizant Command//\*\*\*//  
TO Other Advisory Group members //\*\*\*//*(Include those who operate the subject aircraft/equipment)*  
Appropriate user commands  
Model Manager unit //\*\*\*//  
Evaluator unit(s) //\*\*\*// *(If different from the model manager)*  
CNO WASHINGTON DC//N789J//  
INFO NAVAEROPMEDINST PENSACOLA FL//06//  
UNCLAS //N03711//  
MSGID/GENADMIN/ Cognizant Command //  
SUBJ/ Aircraft/title NATOPS REVIEW CONFERENCE CONVENING ANNOUNCEMENT//  
REF/A/DOC/OPNAV/ revision date //  
AMPN/REF A IS OPNAVINST 3710.7S, CHAP 2//  
POC/Name/Rank/Command/-/TEL:DSN ###-###-###/TEL:COMM (###)###-###-###/TEL: FAX:  
###-###-###/ Email Address//  
RMKS/1. IAW REF A, SUBJ CONFERENCE IS SCHEDULED TO CONVENE time, date AT  
installation name, state, building, room #. THE MODEL MANAGER, model man-  
ager unit, WILL CHAIR THE CONFERENCE.  
2. ATTENDANCE. COMMANDS PROVIDE NAMES AND RANK OF ATTENDEES TO THE NA-  
TOPS PROGRAM MANAGER (NAME/RANK/TEL NR./EMAIL ADDRESS).  
3. CLASSIFICATION. THE MEETING WILL BE unclassified/confidential/secret  
ATTENDEES SHALL SEND/FAX SECURITY CLEARANCES TO security manager/address/  
fax number (UTILIZE OPNAV 5521/27 VISIT REQUEST FORM IF AVAILABLE).  
VISIT REQUEST SHALL INCLUDE NAME, RANK/RATE, SSN, MAILING ADDRESS, AND  
PHONE/FAX NUMBERS.  
4. BILLETING ARRANGEMENTS (*Indicate arrangements as follow:*). A LIMITED NUMBER OF  
BOQ ROOMS HAVE BEEN RESERVED FOR CONFERENCE ATTENDEES. CALL MCAS OR NAS  
name of base BOQ FOR INDIVIDUAL RESERVATION AT COMM (###)###-###, DSN ###-  
###. (**OR**) CALL CENTRAL BOQ RESERVATIONS AT 1-800-576-9327 TO RESERVE A  
ROOM. RENTAL CAR available/not available IN LOCAL AREA. UNIFORM IS uni-  
form. THERE WILL BE A \$\$ amount CONFERENCE FEE ASSESSED TO ALL AT-  
TENDEES. FOR PROPER REIMBURSEMENT, FEE SHOULD BE INDICATED ON TAD ORDERS.  
5. SCOPE. THE FOLLOWING NATOPS PUBLICATIONS WILL BE REVIEWED:  
NAVAIR ### - - - type manual  
NAVAIR ### - - - type manual (etc)  
6. PREPARATION. SUBMIT CONFERENCE AGENDA ITEMS TO THE MODEL MANAGER NO  
LATER THAN date 30 days prior to the conference convening date. USE THE  
CHANGES SOFTWARE PROGRAM TO COMPILE CHANGE ITEMS AND SUBMIT FILE ON DISK.  
ITEMS RECEIVED AFTER THIS DEADLINE WILL BE REVIEWED AT THE CONFERENCE ONLY  
IF TIME PERMITS. (**OR**) ITEMS RECEIVED AFTER THIS DEADLINE WILL BE HELD FOR  
THE NEXT CONFERENCE. NATOPS MANUALS WILL (OR) WILL NOT BE AVAILABLE AT  
THE CONFERENCE. PLEASE BE SURE TO BRING ALL NECESSARY PUBLICATIONS.  
OTHER CONFERENCE SPECIFICS WILL BE PROVIDED WITH AGENDA PACKAGE TO BE DIS-  
TRIBUTED 20 DAYS PRIOR TO THE CONFERENCE CONVENING DATE.

Figure 2-10. Sample NATOPS Convening Message

- e. Assignment of new missions or changes to the basic mission.

**2.6.5 Scheduling.** CNO NATOPS Coordinators shall maintain a master schedule of all NATOPS review conferences. As soon as possible after the decision to convene a conference has been made, and prior to releasing a conference convening message, the COG Command, or the MMU shall contact the CNO NATOPS Coordinator, by informal means to determine a feasible date prior to releasing a conference convening announcement message. The mutually agreed-upon date shall not conflict with any previously scheduled conferences unless waived by the CNO NATOPS Coordinator.

**2.6.6 Conference Location.** The COG Command shall determine the location of the review conference. Review conferences are normally held at the aircraft manufacturer's facility for all in-production aircraft. In the interest of conserving TAD funds, conferences for out-of-production aircraft should be scheduled at a Navy facility whenever practicable, preferably at the Model Manager's home station.

#### **2.6.7 Convening Announcement**

- a. When the review conference date and location have been confirmed and appropriate funding has been identified, the COG Command shall originate the convening announcement (see Figure 2-10). The convening announcement shall precede the conference date by at least 45 days.
- b. Announcement of the review conference shall be by message to all major aviation commands employing the aircraft, CNO, COMNAVAIR-SYSCOM, COMNAVSAFECEN, NAVOP-MEDINST, **NATEC**, DCMC at the manufacturer's facility, or commanding officer of the hosting activity. It shall include dates and location of the conference; billeting availability; conference fees; request for the names, grades, service numbers, special billeting requirements, and security clearances of the attendees; and request for agenda items (as well as an address and deadline for their submission).
- c. Upon receipt of the convening announcement, Advisory Group NATOPS Coordinators shall inform units within their commands as appropriate.

Review conference announcements and requests for agenda items should receive wide dissemination within the NATOPS organization

- d. A representative from each applicable Advisory Group Command shall attend the conference. **Unless waived**, a CNO NATOPS Coordinator is required at all NATOPS conferences. NATOPS conference attendees shall be well qualified and authorized to speak for their commanding officer in all matters pertaining to NATOPS. Command-delegated authority shall be assumed to exist by virtue of the representative's presence at the conference. If multiple representatives attend from the same command, the senior representative shall be considered the commanding officer's spokesman.

#### **2.6.8 Conference Agenda**

- a. Agenda items shall be received by the Model Manager no later than 30 days prior to the conference convening date. Unless waived by the CNO NATOPS Coordinator, the NATOPS Changes Software Program shall be used to compile the conference agenda. (The waiver shall be obtained in writing from the CNO NATOPS Coordinator). To facilitate this effort, proposed changes should be submitted to the Model Manager using the **NATOPS Changes Software Program**.
- b. The program manager shall compile and distribute the conference agenda no later than 20 days prior to the conference-convening date. Distribution shall include all addressees on the convening announcement and others as considered appropriate.
- c. Agenda items received after the deadline shall be retained by the Model Manager. Time permitting, late items may be considered by the conference at the discretion of the program manager and the CNO NATOPS Coordinator.

**2.6.9 Preliminary Conferences.** Model Managers should conduct preliminary conference(s) prior to the main review conference whenever appropriate. Pre-conferences may be useful in identifying technical support requirements and policy issues requiring resolution before the change recommendation could be considered at a review conference. Pre-conferences are also very useful in exploring new, controversial, and/or extensive issues, such as how



new portions of the publication should be written or rewritten and, who will write and chop the draft prior to the main review. Pre-conferences will not only prepare the participants so that they arrive at the main review conference with a more comprehensive understanding of the issues, but will also reduce the amount of time and work required to discuss and resolve the agenda items at the main conference.

### 2.6.10 Conduct of NATOPS Review Conferences

a. The NATOPS Model Manager's designated representative (normally the program manager) shall act as chairperson. The chairperson shall establish the work schedule based on the size and complexity of the agenda. Agenda items may be addressed in any logical sequence. The CNO NATOPS Coordinator shall make the determination of any voting procedures other than those specified herein.

b. Minimum conference attendance shall include CNO NATOPS Coordinator, COG Command NATOPS coordinator, any Advisory Group member exercising operational control of the subject aircraft, COMNAVAIRSYSCOM, COMNAVSAFE-CEN, and all NATOPS evaluation units for the subject aircraft. Additional attendees shall be invited by the COG Command as indicated in the conference-convening message.

c. The voting members shall be limited to direct representatives of advisory group members, the Model Manager, and NATOPS evaluation units. Each voting command represented shall be limited to one vote and no individual shall have more than one vote. Designation of a representative from another command to vote and act for a voting member who cannot attend the review conference shall be done in writing. Votes may be cast in absentia only if made in writing.

d. Agenda items that involve changes to policy shall not be introduced at the conference if not provided to all voting members in sufficient time for staffing prior to the conference.

e. Discussion should be free and relatively informal. However, the chairperson shall exercise the authority to discontinue discussion when it is no longer profitable. The chairperson may call for a vote, defer the agenda item pending receipt of ad-

ditional information, or refer it to a committee for further study. It is often advantageous to appoint committees to consider specific agenda items or to review supplementary publications such as classified supplements and checklists.

f. The model manager shall keep a comprehensive record of the conference agenda and items discussed, their disposition, and the reasons for the decision to approve or disapprove each agenda item.

g. Careful planning by the program manager is the key to a successful and efficiently conducted conference. Physical arrangements must include sufficient space for joint sessions and for committee meetings as required. Appropriate reference material should be available and extra copies of the publication(s) being reviewed should be available. Clerical assistance shall be provided by the Model Manager as required to maintain a daily record of NATOPS agenda items. (For in-production aircraft, the aircraft manufacturer normally provides these requirements when the conference is being held at their facility.)

h. Advance change items shall be agreed upon by the conference voting membership. An advance change to a NATOPS publication is a change item approved by a NATOPS review conference that is of such urgency that it is issued immediately by CNO as an interim change.

#### Note

The CNO NATOPS Coordinator will initiate the interim change message upon receipt of the review conference report.

**2.6.10.1 Program Manager's Handbook.** The Program Manager's handbook provides an in-depth discussion of the NATOPS program and shall be thoroughly reviewed by the program manager prior to the convening of the conference. The handbook is available for review on the CNO web site ([www.hq.navy.mil/natops](http://www.hq.navy.mil/natops)).

**2.6.11 Conference Report.** The conference report is the official Navy report of the results of the review conference events and includes the list of approved changes. It is prepared by the Model Manager and forwarded to review conference attendees



and fleet units for information and use as needed, to the COG NATOPS Advisory Group Coordinator and the CNO NATOPS Coordinators office for review, and to the editorial support organization for production of the resulting changes to the reviewed publications. The conference report is prepared for both those who use the publications and those who prepare them. The users need to know the text and context of the changes, while editors need only to know what text is to be deleted and/or added. Model Managers should keep the different requirements of the users and the editors in mind and attempt to present the information in a manner optimized for both groups. For in-production aircraft, the contractor will normally record the results; however, the preparation and accuracy of the conference report is still the responsibility of the Model Manager.

**2.6.11.1 Conference Report Contents.** The review conference report shall contain the following:

a. A cover letter (see Model Manager's Handbook for an sample letter) which shall include the following elements:

- (1) The date and location of the review conference.
- (2) A certification that all items from the review conference have been incorporated into the conference report as approved at the review conference.
- (3) Whether there are or are not any advance change items.
- (4) Whether there are or are not any outstanding items; and, if there are, provide instructions concerning to whom and by what date the outstanding items shall be submitted.
- (5) Agenda items approved by the conference with which the NATOPS Model Manager strongly disagrees, if any.
- (6) Other information as necessary to enumerate and explain the enclosures.

b. Enclosures to the review conference report letter shall include:

(1) A list of the review conference attendees. Include each attendee's name, rank, command represented, own command address, both DSN and commercial telephone numbers, and e-mail address.

(2) The Review Conference Letter of Agreement. (see Model Manager's Handbook for sample letter.)

Include:

- (a) Review conference location and date.
- (b) NAVAIR numbers and short titles of the NATOPS publications reviewed.
- (c) The copy freeze date assigned to each reviewed publication.
- (d) When requested by the prime contractor, whether each reviewed publication is to be revised or changed.
- (e) The signatures of the NATOPS Model Manager's representative, the COG Command representative, the CNO representative, and the Editorial organization's representative (if present).
- (3) A list of the approved conference agenda items, sorted by publication.
- (4) A list of advance change items, if any.
- (5) A list of outstanding items, if any, including, who is to prepare the information, and to whom and by what date the completed item is to be submitted by the preparer.
- (6) A list of the non-approved (rejected and withdrawn) items reviewed by the conference and a brief reason why each was not approved. A summary list showing the conferences disposition of all agenda items may be substituted for this enclosure.
- (7) A list of approved agenda items under Model Manager protest, if any.

**2.6.11.2 Conference Report Preparation.**

The following procedures shall be observed when preparing the review conference report:

a. Unless waived by the CNO Coordinator, the Access-based software NATOPS Changes Program, as found on the CNO NATOPS web site and explained in the NATOPS Program Manager's Handbook, shall be used to compile the list of approved changes. Handwritten change recommendation forms are not acceptable. The words and symbols for insertion into a publication shall be typed and submitted using both upper and lower case letters as it is intended that they appear in the updated publication.

b. Item numbers in the conference report shall correspond to those assigned and published in the review conference agenda. Items may be subdivided into more than one item; however, previously issued item numbers shall not be reused.

c. Collect approved items by publication. Approved change items for a publication should be sorted by page, paragraph, and figure order in which the items will appear in the publication.

d. The list of approved items should include all items that have been approved, have been approved as modified, and all outstanding-action items. Fields shall include (a) item number, (b) the chapter and page, (c) the paragraph or figure number affected in the publication, (d) the specific change to the publication (in a delete and add format), including instructions for making the change, (e) any remarks necessary for use by the editor in understanding how the change is to be made and/or the item number(s) of any related changes to the publications, and (f) the justification for each change.

e. When duplicate or similar items are submitted, the best-worded item should be approved or approved as modified, and all other versions of that agenda item shall be administratively disapproved. A reference to the related approved item number shall appear in the justification field of an administratively disapproved item.

f. The reason for disapproval of an agenda item shall be documented for each disapproved item. Reasons for disapproval should be kept as brief as possible (e.g., duplicate item, rewording not significant, CNAL objects, etc) unless an explanation in greater detail is warranted.

g. Military Standards and other established publishing guidelines governing the content and format of the reviewed publication are to be adhered to unless the CNO NATOPS Coordinator waives a requirement. The waiving of Military Standard is best documented as an agenda item in the conference report.

h. During review of a classified publication, each figure, figure title, paragraph, subparagraph, and page shall receive a classification marking in accordance with the SECNAVINST 5510.36 [Department of Navy (DON) Information Security Program (ISP) Regulation]. Appropriate downgrading instructions for each item shall be included in the conference report.

i. Outstanding items are conditionally approved items lacking either (a) the essential data needed or (b) the further approval or funding required for the items to be fully resolved by the conclusion of the review conference. Changes that may require further approval are (1) those that effect the aircraft or auxiliary equipment operating limits, (2) changes that would result in an appreciable increase in cost (such as the addition of new performance data or extensive art work), and (3) changes known to be in conflict with an existing directive or publication issued by CNO, CMC, COMNAVAIRSYSCOM, or major fleet or aviation commands. Such agenda items shall be carried as outstanding items until the information in each is complete and each has received approval from CNO or other necessary command(s). If doubt exists, the CNO NATOPS Coordinator will make the determination as to the requirement for further research and approval.

#### Note

The approval of system description information and operating procedures for incorporation into a NATOPS publication will not mandate the expenditure of funds to procure that equipment.

j. The copy freeze date is the date on which the contents of the manual are frozen and production of the publication may proceed without further delays. If there are no outstanding change items, the copy freeze date shall coincide with the last day of the review conference.

k. No further changes or additions may be submitted after the conclusion of the conference except for the outstanding items. The additional information for outstanding items must be submitted to the NATOPS Program Manager prior to the copy freeze date. When the necessary information and approval or disapproval of the recommendation is received for an outstanding item by the Program Manager before the conference report has been forwarded, the material should be incorporated into the conference report, and the item status should be restated as approved, modified or rejected, as appropriate. Outstanding items resolved after the conference report has been forwarded should be forwarded to the organization tasked with preparing the reproducible copy prior to the copy freeze date to ensure inclusion in the change/revision. Copies of the resolved items should also be disseminated to conference attendees and fleet users.

l. When a Model Manager strongly disagrees with the conference-approved disposition of an agenda item, that item shall remain in the record as an approved change; however, the NATOPS Model Manager shall identify the agenda item in the conference report letter and indicate the reason for objection. Within 30 days following the conclusion of the review conference, the Model Manager shall submit an Urgent Change Recommendation to resolve the item in question. Failure to submit an UCR constitutes a withdrawal of the objection. The change item in question shall not be incorporated into the publication until the UCR is resolved.

m. List of non-approved (rejected and withdrawn) items. The purpose of this list is to account for all of the conference agenda items. Since the approved, modified, and outstanding action items are already accounted for in other enclosures, this list may either include only those items that have been disapproved or may be expanded to provide a summary of the disposition of all agenda items, in which case the title of the enclosure should be changed to "Disposition of All Agenda Items". Although the information provided for each item in this enclosure may be as complete as in the list of approved items, the data fields provided may be reduced to include only the item number, publication and location (page/para/fig), a brief subject, disposition and a brief reason for disapproval (when applicable).

**2.6.11.3 Conference Report Disposition.** As soon as possible, but no later than 60 days after the review conference, the NATOPS Model Manager shall forward copies of the review conference report on paper or electronic media to those listed below. Distribution of the review conference report shall not be delayed because of outstanding items. A sample letter of transmittal for the conference report may be found in the Program Manager's Handbook. Distribution, unless specified otherwise below, may be by paper, CD-ROM, or e-mail.

- a. The original conference report to the CNO NATOPS Office in both paper and electronic media. Best copies of source data, illustrations, and photos should not be included in the original copy of the conference report, but should be included in the publication production package.
- b. To the COG Advisory Group member, if different from the Model Manager.
- c. To concerned NATOPS Advisory Group members and fleet user units for information and use.
- d. To the editorial production organization as part of the publication production package.

**2.6.12 Publication Production Package.** In addition to the above distribution of the conference report, the following items shall be assembled by the Model Manager and forwarded by traceable means to the editorial production organization by the copy freeze date, or to the CNO NATOPS Office if no production organization is assigned.

- a. A paper copy of the review conference report.
- b. A marked-up copy of each reviewed publication. These copies should be prepared for the editor(s) and annotated with the location and agenda item number of each approved change. Deleted text/illustrations and the location of added text/illustrations should be simply marked to assist the editor in locating the changes contained in the approved agenda items.
- c. A copy of each disk on which Changes data and supporting text/illustrations are being submitted.
- d. Best copies of photographs, artwork, and other source data and media submitted for editorial production.

**Note**

In the event a contracted editor is present at the review conference, the board art, negatives, and best copies of any tables and illustrations may be provided directly to the editor in order to reduce the probability of those documents being lost or damaged during separate shipment.

**2.6.13 Implementation of Approved Agenda Items.** The agenda items approved at the review conference are approved for fleet-wide use but are not mandatory upon receipt of the conference record. Advance change items become mandatory when issued by an interim change message or letter. Use of approved agenda items prior to receipt of an interim change or the printed change or revision is at the discretion of the commanding officer.

**2.6.14 Final Prepublication Review.** The prime contractor or the contractor assigned will incorporate the conference-approved changes into the reproducible copy for the publication(s) from which the printer's negatives will be made. Production of NATOPS publications requires close coordination between the NATOPS Program Manager, the NATOPS Model Manager, the CNO NATOPS Coordinators, COMNAVAIRSYSCOM, NATEC, NAVAIRWARCENACDIV, the prime contractor and the editorial production organization. Information in the conference report may be incomplete or difficult for the editor to interpret. If questions arise, delays will occur until the editor receives the information necessary to proceed. When questions do arise, every effort should be made to forward the necessary information to the editors as expeditiously as possible and avoid further delays. Following incorporation, the Model Manager and/or a designated representative shall review the revised reproducible copy at the production site to ensure that the changes were incorporated into the publication(s) in the manner intended by the conference. This prepublication review shall be completed in an expeditious manner.

## 2.7 NATOPS EVALUATION PROCEDURES

**2.7.1 General.** The standard operating procedures prescribed in NATOPS manuals represent the optimum methods of operating various aircraft and related equipment. The NATOPS evaluation is intended to evaluate individual and unit compliance by

observing and grading adherence to NATOPS procedures.

**2.7.2 Definitions.** The following definitions shall apply to the NATOPS evaluation program:

- a. NATOPS Evaluation - An evaluation of individual pilot or crewmember, consisting of an open book examination, a closed book examination, oral examination, and an evaluation flight.
- b. Qualified - That degree of standardization demonstrated by a very reliable flight crewmember who has a good knowledge of standard operating procedures and thorough understanding of aircraft capabilities and limitations.
- c. Conditionally Qualified - That degree of standardization demonstrated by a flight crewmember who meets the minimum acceptable standards. The individual is considered safe enough to fly as pilot in command or to perform normal duties without supervision, but more practice is needed to become Qualified.
- d. Unqualified - That degree of standardization demonstrated by a flight crewmember who fails to meet minimum acceptable criteria. The individual should receive supervised instruction until the individual has achieved a grade of Qualified or Conditionally Qualified.
- e. Area - A routine of preflight, flight, or post-flight.
- f. Subarea - A performance subdivision within an area that is observed and evaluated during an evaluation flight.
- g. Critical Area/Critical Subarea - Any area or subarea that covers items of significant importance to the overall mission requirements or the marginal performance that would jeopardize safe conduct of the flight.

**2.7.3 Implementation.** The NATOPS evaluation program shall be carried out in every unit operating naval aircraft. Fleet replacement squadrons (FRS) shall ensure those pilots, NFOs, and aircrew members have successfully completed a NATOPS evaluation prior to their completion of the course of instruction. In instances where it is impractical to NA-

TOPS qualify such individuals, the formal course of replacement training shall be considered as having conditionally satisfied NATOPS requirements for a period of 1 year from the individual's completion date, provided that all required phases of instruction are completed. An entry shall be made in the individual's training jacket and log book stating that the individual is NATOPS Conditionally Qualified, utilizing a format similar to that shown in paragraph 2.7.7 of this chapter. Evaluations shall be administered to flightcrew personnel as follows:

- |  |  |
|--|--|
| a. Pilots (other than VP, VR, VQ, VAW, and HS), NFOs, and naval air crewman                | Within 6 months after reporting to a unit if not currently qualified in model.   |
| b. Pilot (VP, VR, VQ, VAW, and HS)   | Prior to advancing beyond third pilot or equivalent.   |
| c. Aircrew candidates  | Prior to designation as air crewmember.  |
| d. All pilots, NFOs, and naval aircrewmembers holding current evaluation in model aircraft | Renewal evaluation may be accomplished within 60 days preceding expiration of a current evaluation and is valid for 12 months from the last day of the month in which the current evaluation expires. Otherwise, NATOPS qualifications shall be valid for 12 months from the last day of the month in which the evaluation is flown. |

**2.7.4 Procedures.** The following procedures shall be followed in implementing the NATOPS evaluation program:

- a. The evaluation shall consist of a ground evaluation and an evaluation flight. At the discretion of the squadron or unit commanding officer, all or part of the flight should be simulated in a weapons system trainer (WST), operational flight trainer (OFT), or other suitable training device. Use of trainers is particularly encouraged for those simulated emergencies and/or scenarios that present significantly increased risk when performed in an

aircraft. If no such device is available, the aircraft cockpit may be used. Evaluation flights in aircraft that require simulated emergencies should be avoided while deployed at sea.

**Note**

Commanding officers may extend the expiration date of all NATOPS qualifications that would otherwise expire during the last 90 days of a long deployment. NATOPS qualifications that are due to expire prior to the last 90 days of a long deployment should be renewed prior to deployment. The expiration date for the extension shall not be later than 90 days after return from deployment.

- b. Evaluatees who receive a grade of Unqualified on a ground or flight evaluation shall be allowed 30 days in which to complete a reevaluation. At the discretion of the commanding officer, the reevaluation need only consist of those areas/subareas in which a grade of Unqualified was assigned. A maximum of 60 days may elapse between commencement of the initial ground evaluation and the date the evaluation flight is satisfactorily completed. Type commanders may waive the time limitations under circumstances making compliance impracticable.

- c. Disposition of evaluatees who fail the reevaluation shall be in accordance with directives by the COG advisory group member.

- d. While this instruction and the individual NATOPS publications establish standards for grading individual performance, they do not relieve the NATOPS evaluator or instructor from using sound judgment based upon knowledge and experience. The NATOPS evaluation flight is intended to measure performance with regard to knowledge of and adherence to prescribed procedures. Any tendency to extend the evaluation into the areas of pilot proficiency or weapons readiness must be avoided.

**2.7.5 Ground Evaluation.** Prior to commencing the evaluation flight, an evaluatee must achieve a minimum grade of Qualified on the open book and closed book examinations. The oral examination is also part of the ground evaluation, but may be con-



ducted as part of the flight evaluation. To assure a degree of standardization between units, the Model Manager shall prepare and maintain a bank of questions and answers for use by unit NATOPS instructors in preparing the written examinations. The areas to be evaluated in the ground phase shall be delineated in the individual aircraft model NATOPS manual.

a. Examinations - The maximum and minimum number of questions and the time limits for the written examinations shall be specified in the manual. The oral examinations may be conducted prior to or as part of the flight evaluation and should be based on selected general areas outlined in the NATOPS manual.

b. Grading Instructions - Examination grades shall be computed on a 4.00 scale and recorded in the appropriate column of the NATOPS Evaluation Report OPNAV 3710/7 (4-90) (Figure A-9).

(1) Open Book Examination - To obtain a grade of Qualified, an evaluatee must obtain a minimum score of 3.5.

(2) Closed Book Examination - To obtain a grade of Qualified, an evaluatee must obtain a minimum score of 3.3.

(3) Oral Examination - Questions may be taken from the NATOPS manual, question banks, or drawn from the experience of the instructor/evaluator. Such questions should be direct and positive and should in no way be opinionated. A grade of Qualified or Unqualified shall be assigned.

**2.7.6 Evaluation Flight.** The areas, subareas, critical areas, and critical subareas of an evaluation flight shall be specified in the NATOPS manual. It may be conducted on any operational or training flight or in an OFT. The following procedures shall be used in determining the final grade.

a. A grade of Unqualified in any critical area or critical subarea will result in an overall grade of Unqualified for the flight.

b. Evaluation flight (or area) grades shall be determined by assigning the following for each subarea: UQ (Unqualified), CQ (Conditionally Qualified), or Q (Qualified). All areas graded less than Q

shall be justified in the evaluator's remarks. An overall grade of less than Q for the flight shall be justified in the evaluator's remarks.

c. Evaluation flights resulting in an overall grade of less than Q shall contain the unit commander's remarks concerning the qualifications of the NA/NFO evaluated.

d. Evaluation worksheets and kneepad worksheets contained in the applicable NATOPS manual shall be used during the evaluation flight.

**2.7.7 Documentation/Record.**

a. The NATOPS evaluation report, OPNAV 3710/7 (4-90) (Figure A-9), shall be completed for each evaluation conducted and forwarded to the evaluatee's commanding officer only. The report shall be filed in the individual's flight training jacket.

b. The NATOPS evaluation shall be signed by the evaluatee's CO who need not be aviation-qualified. On the NATOPS evaluation report, Commanding Officers shall make remarks on the aviation skills and future potential of all pilots/NFOs. This responsibility shall not be delegated.

c. An entry shall be made in the pilot/NFO/enlisted air crewmen flight logbook under

QUALIFICATION	
"NATOPS EVAL."	(AIRCRAFT MODEL)
"DATE"	
(CREW POSIT.)	(DATE)
"SIGNATURE"	
(Authenticating signature)	(Unit that administered evaluation)

Figure 2-11. **Sample Pilot/NFO/Enlisted Aircrew Flight Logbook Entry**

**2.7.8 Unit NATOPS Evaluation.** A unit NATOPS evaluation shall be conducted every 18 months by the appropriate NATOPS evaluator and shall follow the same procedures delineated in paragraphs 2.7.4 through 2.7.7. Additionally, the unit NATOPS evaluation shall be administered as follows:

a. It shall include one or more individual NATOPS evaluations for each crew position (ground evaluation and an evaluation flight) and be administered to flight crewmembers selected at random by the evaluator to measure overall adherence to NATOPS procedures.

b. The evaluation may be conducted as a part of command inspections if so scheduled by the NATOPS coordinator.

c. The unit commander alone shall be informed in writing of the results of the evaluations and the effectiveness of the NATOPS program within the

command. In instances where an unsatisfactory level of unit adherence to NATOPS is uncovered, the evaluator shall forward an appropriate description of the discrepancies to the appropriate type commander via the unit commander and normal chain of command.

d. The 18-month evaluation cycle may be extended to a maximum of 24 months by the NATOPS evaluator for circumstances such as extended deployments, but only for units whose previous evaluations indicated a high degree of NATOPS program effectiveness.

## CHAPTER 3

# Policy Guidance

### 3.1 POLICY CONCERNING USE OF AIRCRAFT

#### 3.1.1 Special Policies

**3.1.1.1 Emergency and Humanitarian Operations.** Naval aircraft operations are authorized in emergencies such as forest fire prevention, search, rescue, major calamities, and for humanitarian reasons involving life-threatening circumstances. Notification of the operation shall be made to CNO or CMC, as appropriate, and the responsible local commander, but without delaying action when time is an essential factor.

**3.1.1.2 Theater Indoctrination Training.** Prior to operating at other than U.S. airports, commands/detachments shall receive specific training for the theater(s) in which the unit will operate. As a minimum, this training shall include a thorough review of theater-unique instrument requirements and procedures, the use of non-DOD instrument approach procedures, required instrumentation for specific approaches, theater weather, and local area procedures.

**3.1.1.3 Special Airlift Requirements.** Special airlifts shall meet the following requirements:

- a. The sole purpose of the flight must be to provide air transportation for the accomplishment of urgent business in the national interest that would suffer if other forms of transportation were relied upon.
- b. The flight must be in the national interest or result in cost savings to the Department of the Navy.

**3.1.1.4 Assignment of Aircraft to Specific Individuals.** Unless otherwise authorized by the Secretary of the Navy, no naval aircraft will be assigned to a specific individual nor shall any individ-

ual require a specific aircraft or aircraft crew be made available for exclusive use. This does not preclude the display of pilot and crew names on aircraft.

**3.1.1.5 Flights Requested by Civilian Contractors.** A civilian contractor request to use naval aircraft for flight(s) not directly associated with the terms of their contract shall be referred to CNO (N780) for authorization.

#### 3.1.1.6 Aircraft Performance Record Attempts

- a. Proposed aircraft performance record attempts shall be submitted to CNO (N780) for consideration. Appropriate details, including predicted performance and estimate of results, shall be submitted.
- b. The Director, Air Warfare Division, will take appropriate action to obtain the approval of the Assistant Secretary of Defense through the Office of Information and will obtain National Aeronautics Association sanction for the proposed record attempt(s).

**3.1.1.7 Celebrations.** Rules for participation of naval aircraft in celebrations are currently contained in SECNAVINST 5720.44, Department of the Navy Public Affairs Regulations.

**3.1.1.8 Shipment Orders.** Shipment orders specifying transfer by air or aircraft do not imply orders or authority for the indicated flight.

**3.1.1.9 Travel Orders.** This instruction does not grant authority to issue orders to personnel for travel where expenses for the personnel are involved. Such authority originates from instructions issued by the Chief of Naval Personnel (CHNAVPERS) or U.S. Marine Corps, as applicable.



### 3.1.1.10 Embarkation of Passengers

a. No person shall be enplaned as a passenger nor shall any cargo be embarked on a naval aircraft unless authorization has been granted by competent authority in accordance with applicable directives. (See OPNAVINST 4630.25, and NAVSUP Publication 505.) **Military Sealift Command personnel (i.e., CIVMARS), DOD civilian employees, federal agency technical representatives (Tech Reps), and contract field services personnel may be authorized VOD/COD transportation with approval by competent authority in cases of official business.** No person shall be carried in a taxiing aircraft as a passenger unless such person is authorized to fly in it or has been authorized by competent authority to be embarked therein.

b. Fleet Commanders in Chief; Commander in Chief, U.S. Naval Forces, Europe; and Chief of Naval Air Training may authorize carrier onboard delivery/vertical onboard delivery (COD/VOD) transportation for civilian guests and other designated personnel not otherwise qualified for Government air transportation. Their authority may be delegated to numbered fleet commanders and type commanders and is granted for the specific purpose of facilitating embarkation/debarkation of these selected individuals when ships are at sea. It shall not be extended to include flights of convenience for the individual(s) concerned. Due consideration shall be given to the age and physiological characteristics of the individuals, particularly when catapult launchings or arrested landings are involved. (See paragraph 8.4.2 regarding aeromedical and survival training requirements for passengers.) Night overwater helicopter passenger flights to/from ships are prohibited except in cases of operational necessity. This does not preclude troop movement in support of amphibious exercises (operations) or special operations missions.

c. COD/tilt-rotor overwater flights at night are authorized. The following restrictions apply when carrying passengers:

- (1) **Ship** launches and recoveries shall be made during daylight hours.
- (2) **Ship** launches shall be conducted not less than 60 minutes prior to sunset. This time constraint may be waived to 30 minutes by the Bat-

tle Group Commander/**Amphibious Squadron Commander/Officer** in Tactical Command.

d. The pilots in command/mission commanders of a naval aircraft (while absent from home unit) may authorize air transportation for personnel and/or equipment not otherwise qualified for Government air transportation (i.e., civilian physicians, paramedic teams, sheriff department personnel, park rangers, search dogs, medical equipment, etc.) when required for the successful prosecution of a search and rescue (SAR), medical emergency evacuation (MEDEVAC), or disaster relief mission. This authority shall only be exercised when all practical means of obtaining authorization from competent authority in accordance with applicable directives (OPNAVINST 4630.25 and NAVSUP Publication 505) have proven unsuccessful or unavailable. Appropriate authority shall be notified of such air transportation as soon as practicable.

**3.1.1.11 Flight Training.** Flight training in Navy or Marine aircraft shall not be given to any individual without specific authorization of CNO or CMC.

**3.1.1.12 Aircraft of Other Services.** Naval aviators may fly aircraft of another service, provided the other service has no objection.

**3.1.2 Nonessential Flights.** The use of aircraft for nonessential flights shall not be authorized. Any flight open to misinterpretation by the public shall be avoided. Examples of flights that are considered nonessential are as follows:

- a. Flights of a routine business nature for which commercial or other military transportation could be more economically substituted
- b. Flights for any officer or group of officers, the sole purpose of which is the convenience and/or prestige of the officers concerned and not the performance of official duties or accomplishment of bona fide training
- c. Repeated flights to the hometown area of flight personnel concerned
- d. Flights coinciding with major sports events or civic celebrations.

**3.1.3 Personnel Authorized To Pilot Naval Aircraft.** When qualified in accordance with current directives, the following personnel may pilot Navy and Marine Corps aircraft.

**Note**

Requests for authorization required by the following subparagraphs shall be forwarded sufficiently in advance to allow for staffing through the chain of command prior to the proposed flight.

**3.1.3.1 Regular and Reserve Personnel.**

Regular and Reserve personnel on active duty under appropriate orders to duty in a flying status including:

- a. Naval aviators of the Navy and Marine Corps
- b. Coast Guard aviators and aviation pilots
- c. Students undergoing authorized courses of instruction in flight training
- d. Rated pilots of the U.S. Air Force and U.S. Air Force Reserve
- e. Army aviators
- f. Rated pilots of the Air National Guard and National Guard
- g. Aeromedical Dual Designators who are pilots and serving as such under the provisions of OPNAVINST 1542.4.

**3.1.3.2 Other Military Personnel**

- a. Naval aviators under the cognizance of COMNAVAIRESFOR or CG FOURTH MAW whose status as naval aviators has been confirmed by BUPERS or Headquarters, U.S. Marine Corps
- b. Coast Guard aviators and aviation pilots of the Coast Guard Reserve whose status has been confirmed by the Commandant, U.S. Coast Guard
- c. Naval, Marine Corps, and Coast Guard Reserve students undergoing authorized courses of instruction in flight training

- d. Officers of the Naval and Marine Corps Reserve not designated as naval aviators, but specifically authorized to pilot aircraft by CHNAVPERS or the Commandant, U.S. Marine Corps.

**3.1.3.3 Civilian Aircraft Pilots.** Civilian aircraft pilots are those employed in a flight status by agencies or departments of or contractors to the U.S. Government when such flights are in the interest of the U.S. Government and the pilots have been cleared by CNO. Authority is delegated to the Commander, Naval Air Systems Command, to approve flights in COMNAVAIRSYSCOM aircraft or in contractor custody. Contractor pilots are not permitted to fly aircraft aboard U.S. naval vessels or to perform public demonstrations in Navy aircraft without specific CNO approval. Contractor flight operations and pilot qualifications are governed by NAVAIR-INST 3710.1. Flights in naval aircraft other than those in the custody of COMNAVAIRSYSCOM shall be approved by CNO.

**3.1.3.4 Foreign Military Personnel.** Subject to security provisions in existing directives, physically and professionally qualified personnel of foreign nations may be authorized to pilot naval aircraft as follows:

- a. The reporting custodian may authorize exchange personnel or personnel attending naval aviation training programs to pilot naval aircraft. Pilot time is not to exceed 110 hours per year except when attached to an operating squadron or as necessary in connection with a course of instruction. Personnel in this category can be designated as pilot in command.
- b. Except as indicated in the preceding paragraph, foreign pilots must be accompanied by an U.S. pilot in command. The latter shall exercise all responsibility of command set forth in this instruction. Requests for such operations shall be submitted to CNO (N789J) for approval.
- c. All personnel shall meet the minimum NATOPS qualification for the model aircraft involved.
- d. Authority is delegated to Commander, Naval Air Systems Command, to approve flights in COMNAVAIRSYSCOM aircraft or in contractor custody.

### 3.1.4 Personnel Authorized To Taxi Naval Aircraft

**3.1.4.1 Fixed Wing.** No one shall be permitted to taxi an aircraft except persons authorized to fly the aircraft or those specifically designated by their commanding officer as taxi pilots after appropriate training or checkout.

**3.1.4.2 Helicopter.** No one shall be permitted to taxi a helicopter except those persons who are authorized to fly helicopters.

**3.1.4.3 Tilt-rotor.** No one shall be permitted to taxi a tilt-rotor except those persons who are authorized to fly tilt-rotors.

### 3.1.5 Personnel Authorized To Perform Crew Duties in Naval Aircraft

#### Note

Requests for authorization required by the following subparagraphs shall be forwarded sufficiently in advance to allow for staffing through the chain of command prior to the proposed flight.

**3.1.5.1 Military Personnel.** Regular and Reserve military personnel under orders by competent authority to active duty or active duty for training who are qualified in accordance with current directives are authorized as flightcrew or flightcrew under training.

**3.1.5.2 Civilian Personnel.** DOD civilian employees and contractors to DOD may be authorized embarkation as project specialists or selected passengers when required in conjunction with assigned duties or contractual responsibilities. Point-to-point transportation is not authorized under this paragraph. Authority to approve flights for civilian personnel is delegated to the Commandant of the Marine Corps; fleet CINC's; Commander in Chief, U.S. Naval Forces, Europe; **Commander, U.S. Naval Forces Southern Command; Commander, U.S. Naval Forces Central Command;** the Chief of Naval Education and Training (CNET); Commander, Naval Air Systems Command; and the Commander, Naval Reserve Force for aircraft under their respective control. This authority may be delegated to numbered fleet

commanders and type commanders with operational/administrative control.

#### Note

Civilian personnel authorized in accordance with this paragraph shall comply with the aeromedical and survival training requirements set forth in paragraph 8.4 of this instruction. Contractor flightcrews governed by NAVAIRINST 3710.1 shall meet the requirements of that instruction.

**3.1.5.3 Foreign Military Personnel.** Subject to security provisions in existing directives, physically and professionally qualified personnel of foreign nations may be authorized to perform crew duties in naval aircraft that is in the best interest of official DOD business. Embarkation may be authorized for the purpose of performing a crew duty such as operating installed equipment or observing aircraft or crew performance. Foreign military personnel must possess proper base or installation visitation authorization.

**3.1.5.4 Civilian Law Enforcement Officials (LEO).** Embarkation of civilian LEOs is authorized for helicopters and non-ejection seat aircraft. SECNAVINST 5820.7 provides specific guidance for authorized missions. Authority to approve flights for LEO personnel and responsibility for establishing operational procedures is delegated to Commandant of the Marine Corps; fleet commanders in chief; Chief of Naval Education and Training; Commander, Naval Air Systems Command; and Commander, Naval Reserve Force for aircraft under their respective control. Authority to approve flights may be delegated to numbered fleet commanders and type commanders. Flight requests for high-performance, ejection seat aircraft shall be forwarded to CNO or CMC for approval.

#### Note

LEO personnel authorized in accordance with this paragraph should comply with the aeromedical and survival training requirements set forth in paragraph 8.4 of this instruction when time and facilities permit. The flight approval authority is authorized to waive

Chapter 8 requirements. CNO (N78) shall be an information addressee on all such waiver requests and approvals.

### 3.2 ORIENTATION FLIGHTS

This section establishes policy, procedures, and approval authority for orientation flights and implements DOD guidance set forth in OPNAVINST 4630.25C.

#### 3.2.1 Purpose

a. Individuals are selected to participate in orientation flights for one of the following purposes:

- (1) To familiarize them with an aircraft, its operation, capabilities, requirements, concept of employment, or limitations.
- (2) To familiarize them with a base complex from the air for official purposes other than merely sightseeing or goodwill.
- (3) To allow FAA personnel to perform official functions that require their infrequent embarkation on naval aircraft.

b. Orientation flights are typically one-time events for participants in a particular model aircraft. Orientation flight status shall not be used to circumvent normal training requirements for individuals required to fly multiple flights in naval aircraft. Orientation flights for midshipmen participating in official training programs may involve multiple flights.

**3.2.2 Categories of Eligible Participants for Orientation Flight.** Persons who may be authorized orientation flights include:

- a. Active duty personnel, **Federal employees, and civilian contractors** when flights would materially improve job performance and are in the best interest of the Navy and/or Marine Corps.
- b. U.S. citizens who, because of position and contacts with various public organizations, can make positive contributions to public understanding of the roles and missions of the Navy and/or Marine Corps (e.g., persons affiliated with the news me-

dia, entertainment personalities). Flights of this nature are designated public affairs orientation flights. Participants must be carefully selected to ensure that the greatest benefit to understanding Navy and/or Marine Corps missions can result from such flights. Individuals shall not be selected for public affairs orientation flights solely in an effort to engender goodwill or as a reward for unusual service to the Navy and/or Marine Corps.

c. Personnel who, because of their group affiliation, are authorized orientation flights by separate directives (e.g., Explorer Scouting Program Senior Explorers/leaders, Navy League Sea Cadets, Civil Air Patrol, Naval Academy Midshipmen, Reserve Officer Training Corps/Naval Reserve Junior Officer Training Corps (ROTC/ NJROTC) students), officer students enrolled at the Uniform Services University of Health Sciences or in the Health Professions Scholarship Program and other such groups as may be designated by CNO.

d. Federal Aviation Administration (FAA) employees under the following conditions:

(1) FAA employees engaged in flight-checking local military air traffic control procedures and facilities, navigational aids, communications and approach and departure procedures only when such flights are coordinated by the appropriate regional Navy Representative, FAA.

(2) FAA flight examiners engaged in the evaluation or examination of rated aircrew personnel of the Military Department for civil pilot, navigator, or engineer certificates or ratings.

(3) FAA employees participating in approved military familiarization flights under existing arrangements between the Navy and the FAA, if seating position permits direct monitoring of aircrew duties.

e. U.S. Ambassadors or their senior deputies, within overseas theaters, when invited by the overseas unified or Component commander, when the commander determines that the orientation flight is primarily in support of the DOD mission.

f. Federal/**local** Government officials, foreign officials, and members of Congress and their staffs.

g. Foreign personnel, either military or civilian, who require orientation flights in military aircraft for scientific research, development, test, and evaluation (RDT&E) purposes and to support the military assistance program (MAP)/foreign military sales (FMS).

h. Foreign military personnel of nations participating in and during the course of bilateral or multinational operations or exercises. Flights may be by shore-based aircraft or may originate and/or terminate on board ship. Fleet Commanders are authorized to approve night shorebased only orientation flights for foreign qualified aircrew.

### 3.2.3 Flight Prerequisites

a. All personnel participating in orientation flights shall receive an appropriate physical screening or examination. The scope of this screening or examination shall be determined by the reporting custodian flight surgeon but shall also include clearance for participation in high- and moderate-risk NASTP training.

b. Non-aviation designated personnel required to fly in an aircraft with ejection seats (i.e., Figure E-2, Category 1 aircraft) on a regular basis for mission accomplishment beyond a 90-day flying period shall complete selected passenger NASTP N3/NP3 training.

c. Non-aviation designated personnel required to fly in an aircraft without ejection seats (i.e., Figure E-2, Category 2, 3, or 4 aircraft) on a regular basis for mission accomplishment beyond a 90-day flying period shall complete project specialist NASTP N4/NP4 training specific to their selected aircraft

d. All midshipmen participating in orientation flights or on a summer cruise with possibility of flying shall complete midshipmen NASTP N2/NP7 training.

e. VIPs, military non-aviators, and non-military personnel selected for orientation flights (flight period not to exceed 90 days) shall complete VIP NASTP N2/NP8 training.

f. **Completion of Naval Aviation Survival Training Program (NASTP) is mandatory for all orienta-**

**tion flight passengers** unless the individuals agree to participate in the flight without training and the training requirements are waived specifically by the approving authority. Waivers for selected passenger training will, in general, not be granted. CNO (N78) will be an information addressee on all waiver requests and approvals (except USMC).

g. Non-DOD personnel are required to sign an Air Transportation Agreement, DD Form 1381, as set forth in Chapter 1 of enclosure (1) to OPNAVINST 4630.25 when the orientation flight originates in a foreign country. NATO member nation personnel are exempt from this requirement.

h. Prior to approval of flights by foreign nationals involving access to classified or controlled unclassified information, permission for the disclosure of such information shall be obtained from the Director of Naval Intelligence in accordance with SECNAVINST 5510.34.

i. Parental/legal guardian approval in writing is required prior to participation in orientation flights for anyone under 18 years of age.

j. Passenger briefing:

(1) Passengers shall be briefed on any information that may be pertinent for passenger safety and comfort. Each item should be fully explained to avoid passenger apprehension or confusion.

(2) Passengers occupying flight personnel positions shall be briefed on procedures, controls, and instrumentation.

### 3.2.4 Flight Limitations

a. Only highly qualified flight personnel shall be selected to conduct orientation flights.

b. All orientation flights shall be conducted within the local flying area and terminate at the point of origin. Flights outside the local flying area may be approved if the specific mission of the orientation flight cannot be accomplished within the local flying area. FAA personnel may be enplaned on a noninterference basis in order to conduct aircrew examinations or participate in familiarization



flights (as defined in paragraph 3.2.2d) for other than local flights within their own FAA region.

c. Orientation flights involving third-nation nationals into or over foreign countries will not be approved unless confirmation of entry and/or overflight clearance for such third-nation nationals has been received from the foreign government(s) concerned in accordance with the **NIMA** Foreign Clearance Guide.

d. Except for flights with FAA personnel, orientation flights shall be performed only during daylight and with weather minimums equal to or better than VFR.

e. FAA examiners shall not be permitted to pilot an aircraft without an assigned Navy or Marine Corps pilot in command who shall exercise all responsibility of command set forth in this instruction.

f. Formation flying shall not be performed unless required for a specific purpose and authorized by the controlling custodian of the aircraft to be used.

g. Orientation flights in high-performance jet aircraft shall not be approved except when the specific aircraft utilized is integral to the orientation flight purpose.

h. Orientation flights operating from an aircraft carrier are not encouraged because of the extra hazards inherent in carrier operations. **Such flights may be authorized for midshipmen training, VIPs, MAP, FMS, or warranted within the provisions of paragraph 3.2.2.h.** COD/VOD flights, used only as a means to embark or debark personnel at sea, are not orientation flights and are therefore exempt from the provisions of this paragraph.

i. An aircraft accepted into the naval inventory shall not be used for orientation flights by contractor flightcrews unless it has been provided to the contractor under a Naval Air Systems Command contract. The use of naval aircraft under lease to contractors for orientation flights is governed by terms of the lease agreement and may not be subject to the policy and procedures contained in this instruction.

j. Flights shall be conducted at no additional cost to the Government on a noninterference basis with operations and training unless a waiver is granted by the approving authority.

k. Orientation flights may not include those flights where a record attempt is made, a first flight is made on an aircraft just accepted into the inventory, a first flight over an isolated geographical area, or any other flight of a similar or special nature where abnormal conditions may exist.

l. Individuals occupying a seat with flight controls during orientation flights are permitted to fly the aircraft during non-critical phases of flight subject to Commanding Officer and pilot-in-command approval.

**3.2.5 Approval Authority.** Flight approval authority includes waiver authority for **NASTP** training and specific elements therein. This waiver authority shall be applicable only for orientation flights. Letters or messages authorizing orientation flights and training waivers shall contain specific verbiage on what is being approved and waived (e.g. **NASTP** aviation water survival elements). For all other **NASTP** waivers, Chapter 8 applies.

#### Note

Requests shall be forwarded sufficiently in advance to allow for staffing through the chain of command prior to the proposed flight.

a. Subject to the limitations in subparagraphs (1) through (4) for approval of certain types of orientation flights, the **CMC; fleet CINCs; CINCUSNAVEUR; COMNAVAIRSYSCOM; CNET; and COMNAVRESFOR** are authorized to approve orientation flights in aircraft under their respective operational control, to act on requests involving shipboard catapult launches and/or arrested landings, and to act on requests for exceptions to the basic guidelines as set forth in the foregoing subparagraphs of this section. Delegation of approval authority to numbered fleet commanders and type commanders (**TYCOM**) is authorized.

(1) Orientation flights for members of Congress or their staffs require prior concurrence from the Chief of Legislative Affairs.

(2) Retiring members of Congress and retiring congressional staff members may be flown on orientation flights aboard military aircraft only upon the written approval of the Assistant Secretary of Defense for Legislative Affairs.

(3) Public affairs orientation flights or orientation flights for public figures where the resulting presentation or publicity will receive national or international distribution or interest require prior concurrence from the Chief of Information (except flights approved under paragraph 3.2.5.c (3)).

(4) Orientation flights for U.S. Ambassadors or their senior deputies within overseas theaters must be approved by the theater unified or component commander.

(5) Authority is delineated in OPNAVINST 4630.25 concerning specific procedures for approval of flights requested for diverse groups such as ROTC students, NJROTC students, Explorer Scouting Program Senior Explorers and leaders, and the Civil Air Patrol. Any flights so approved shall be subject to the provisions of paragraphs 3.2.3 and 3.2.4.

b. To expedite action and simplify procedures for approving certain routine flights, further delegations of approval authority are contained in subparagraphs (1) through (9).

(1) Reporting custodians or higher authority for military personnel on active duty or on active duty for training only for orientation flights in aircraft not equipped with ejection seats and/or personal oxygen systems (excluding emergency oxygen systems).

(2) Type Wing Commander/Carrier Air Wing Commander/Marine Aircraft Group Commander for DON personnel on active duty as recognition for superior performance in aircraft equipped with ejection seats and/or personal oxygen systems. These flights shall not involve shipboard catapult launch and/or arrested landing. Commanders listed in paragraph 3.2.5(b) retain NASTP requirements waiver authority.

(3) Reporting custodian or higher authority for Federal employees, government officials, or civilian contractors for the purposes of familiarization of a base complex or operating area in aircraft not equipped with ejection seats and/or personal oxygen systems (excluding emergency oxygen systems).

(4) COMNAVAIRSYSCOM for flights in aircraft under NAVAIRSYSCOM controlling custody and those aircraft that have been ordered but not accepted by the Navy from a manufacturer.

(5) CNATRA for all news media personnel to be given orientation flights by the U.S. Navy Flight Demonstration Squadron (Blue Angels).

(6) CNATRA orientation flights for contract flight instructors, faculty members, NROTC students, and non-NROTC senior college students participating in the NROTC Aviation Indoctrination Program.

(7) Appropriate COMFAIR of flag rank; CNATRA; MARFORLANT; MARFORPAC; CG FOURTH MAW; COMNAVAIRESFOR; and their seniors in the chain of command for FAA air traffic control specialists and FAA examiners. CNATRA may delegate to reporting custodians the authority to approve requests for FAA examiner personnel to fly on local flights when engaged in the evaluation or examination of Naval Air Training Command (NATRACOM) military personnel.

(8) CNATRA or TYCOM for influential persons who have potential to directly influence local recruiting efforts. Commander, Navy Recruiting Command shall coordinate with appropriate authority for approval. A copy of approval letters shall be forwarded to CNO (N789J), CNET (00P), CNATRA (N-33), and COMNAVSAFECEN (Code 11). Flights in high performance aircraft are not authorized.

(9) Task force commanders of flag rank within the numbered fleets or the fleet commander for foreign military personnel authorized under paragraph 3.2.2h.

### 3.3 FLIGHT DEMONSTRATIONS AND STATIC EXHIBITS

**3.3.1 Naval Aircraft Participation.** Participation of naval aircraft, other than the scheduled appearance of the flight demonstration squadron, **in any airborne display is not encouraged and should only be approved** in the most exceptional and carefully considered situations (e.g., occasional flights at unique aviation related events and station open houses; however, does not include routine changes of command, sporting events, etc.). Static displays by naval aircraft at aviation events are encouraged within the limits of available resources. The approving command shall ensure that a safe, professional and appropriate event is conducted weighing the risks against the benefits of any airborne demonstration (to include demonstration parachute jumps). Approval authorities are required to ensure event coordinators obtain necessary FAA/ICAO waivers in a timely manner. SECNAVINST 5720.44 further discusses participation of naval aircraft at public and private gatherings.

**3.3.2 Approval Authority.** The Commandant of the Marine Corps; Fleet CINCs; CINCUSNAVEUR; COMNAVAIRSYSCOM; **COMUSNAVCENT; COMUSNAVSO; COMNAVAIRSYSCOM;** CNET; and the Commander, Naval Reserve Force, may authorize flight demonstrations sponsored by respective subordinate commands and activities. Their authority may be delegated to numbered fleet, type, and Echelon 3 commanders.

**3.3.3 Regulations.** The following regulations apply to participation in flight demonstrations and static displays:

- a. Flight personnel assigned to participate in flight demonstrations should be those with the maximum training and experience. No pilot shall be permitted to participate who has not currently demonstrated to the commanding officers satisfaction complete familiarity with the flight characteristics by performing with precision and safety all maneuvers to be demonstrated.
- b. No extra hazardous or unusual maneuvers shall be planned or permitted at the demonstration. Routine maneuvers shall not be conducted in a manner that could make them hazardous (i.e., at exces-

sively low altitudes or with undue close interval between aircraft). Care shall be exercised in planning and conducting the demonstration to provide maximum safety to personnel and property in event of mishap. Any ordnance delivery or expenditure in connection with a demonstration ashore for nonmilitary personnel shall receive prior specific approval from the type commander concerned.

c. **Coordination shall be achieved with air traffic control authorities exercising jurisdiction over the affected airspace.**

d. When deciding whether to allow public access to naval equipment, any probability of risk must be considered. Any doubt shall be resolved by limiting or denying public access and strictly enforcing the decision once it has been made.

e. Personnel assigned to aircraft static displays shall be selected for their maturity, appearance, personality, demonstrated soundness of judgment, and knowledge of equipment. Commanding officers shall ensure that the pilot in command is particularly sensitive to any hazards that the aircraft might present to an uninformed spectator.

f. The aircrew of an aircraft used for static display shall be in attendance at the aircraft and dressed in appropriate flight clothing at all times the public has access to the aircraft. **They shall take precautions to prevent damage to aircraft and ensure public is safeguarded from aircraft hazards.**

g. The public shall be denied access to the interior of all aircraft employing ejection seats or other installed pyrotechnic devices that could cause injury.

h. Ancillary equipment (workstands, etc.) must be in good condition and suitable for the purpose for which use is intended. If in the case of workstands or platforms, sufficient aircrew or other competent supervisory personnel are not available to control spectator loading to safe limits, then access shall not be permitted.

i. Aircraft selected for static display shall be clean, well painted, and prepared for public inspection.



**3.3.4 Exception.** The U.S. Navy Flight Demonstration Squadron, which is specially trained for such flight exhibitions, is not bound by paragraph 3.3, but will be employed in accordance with the instructions of CNATRA and the on-scene commander in each instance.

**3.3.5 NATO Flight Demonstrations.** Flight demonstrations (including parachutists) involving aircraft of more than one NATO nation shall be conducted in accordance with NATO Standardization Agreement (STANAG) 3533, Safety Rules for Flying Displays.

**3.3.6 NATO Live Weapons Demonstrations.** For NATO standardization and safety purposes, the rules and procedures for the planning and conduct of live air weapons demonstrations as specified in NATO STANAG 3564FS, Rules for Live Weapons Demonstrations, shall be adhered to when the nation is either the operator of the weapon system or is responsible for the range on which the demonstration is being held.

### **3.4 EMPLOYMENT OF NAVAL AVIATORS BY CIVILIAN CONTRACTORS**

Civilian contractors to the Federal Government cannot legally employ a naval officer on the active list to give flight demonstrations of aircraft intended for the United States Government.

### **3.5 COMMAND**

A naval aircraft or formation of naval aircraft shall be flown under the command of a pilot in command, mission commander, or formation leader, as appropriate, and so designated by the reporting custodian or higher authority. The status of each individual participating in the mission or formation shall be clearly briefed and understood prior to takeoff and must be indicated as required by DOD FLIP General Planning. When a flight schedule is published, the pilot in command, mission commander, or formation leader shall be specifically designated for each aircraft or formation, as appropriate. Reporting custodians shall establish minimum requirements of initial qualification and requalifications for each model aircraft in their custody and for each flight phase and/or mission normal to the aircraft models (i.e., day solo, night solo, functional check, FCLP,

air combat maneuvers (ACM), night combat air patrol (CAP), intercepts, airborne early warning (AEW), barriers, etc.). They shall be guided by the requirements of this instruction where applicable and by appropriate NATOPS manuals. Flight personnel meeting those requirements may be considered qualified in model and phase and are eligible for designation as pilot in command, mission commander, or formation leader for a specific mission.

**3.5.1 Pilot in Command.** Pilot in command refers to the pilot of an individual aircraft. The pilot in command is responsible for the safe, orderly flight of the aircraft and well-being of the crew. The pilot in command may also be the mission commander or formation leader when so designated. Pilot in command should not be confused with the various qualifications defined in Chapter 12. If there is no NATOPS manual for a particular model aircraft or if an existing manual fails to set forth specific initial qualifications and currency requirements, a pilot shall not be designated as pilot in command unless the pilot has made at least two takeoffs and landings and logged 5 hours of pilot time in the same model aircraft within the preceding 90 days. Also, lacking NATOPS guidance for a specific aircraft, 10 hours first pilot time in model is required for initial qualification. Pilots meeting the criteria may be considered qualified in model and phase and are then eligible for designation as pilot in command. In the absence of direct orders from higher authority cognizant of the mission, responsibility for starting or continuing a mission with respect to weather or any other condition affecting the safety of the aircraft rests with the pilot in command. The authority and responsibility of the pilot in command shall not be transferred during flight. It shall not be transferred to another individual except as required by emergency, operational necessity, or as directed by the commanding officer of the unit to which the aircraft is attached. The authority and responsibility of a pilot in command is independent of rank or seniority in relation to other persons participating in the mission or flight except for the following.

#### **3.5.1.1 Officer in Tactical Command**

**Embarked.** Wing, group, or squadron commander, if embarked on a mission involving aircraft of their command, retains full authority and responsibility regarding command, including the mission in which participating.

### 3.5.1.2 Flag or General Officer Embarked.

The pilot in command of an aircraft with a flag or general officer eligible for command at sea or in the field embarked as a passenger shall be subject to the orders of such flag or general officer in accordance with U.S. Navy Regulations. When such an embarked passenger exercises authority to command the aircraft, that passenger thereby assumes full responsibility for the safe and orderly conduct of the flight. The embarked passenger shall give due consideration to the judgment of the pilot in command regarding items of flight safety such as hazardous weather and aircraft/crew limitations. Flying rule violations, accident reports, and any other actions arising out of the flight will be referred to the embarked passenger as the responsible commander of the aircraft.

#### Note

The provisions of paragraphs 3.5.1.1 and 3.5.1.2 shall not be used to circumvent normal NATOPS qualification procedures if the officer desires to physically pilot the aircraft. Flights that require a NATOPS-qualified crew shall not be physically piloted by any individual not so qualified; however, the flight may be directed by an officer in tactical command embarked who is not NATOPS qualified.

**3.5.1.3 Flight Control Station.** The pilot in command shall occupy a flight control station during critical phases of flight (i.e., takeoff, landing, formation flight, functional checkflight (FCF), degraded aircraft performance regimes, etc.). **During an Instructor Under Training (IUT) flight in a multi-piloted aircraft, the pilot in command or a qualified IUT Instructor pilot shall occupy one of the flight control stations during critical phases of flight, provided the pilot in command remains in the flight station.**

**3.5.2 Formation Leader.** A formation of two or more naval aircraft shall be under the direction of a formation leader who is authorized to pilot naval aircraft. The formation leader may also be the mission commander when so designated. The status of each member of the formation shall be clearly briefed and understood prior to takeoff. The formation leader is

responsible for the safe and orderly conduct of the formation.

**3.5.3 Mission Commander.** The mission commander shall be a properly qualified naval aviator or NFO designated by appropriate authority. The mission commander may exercise command over single naval aircraft or formations of naval aircraft. The mission commander shall be responsible for all phases of the assigned mission except those aspects of safety of flight that are related to the physical control of the aircraft and fall within the prerogatives of the pilot in command. Mission commander qualifications shall be outlined in appropriate NATOPS manuals. The mission commander shall direct a coordinated plan of action and be responsible for effectiveness of the mission.

**3.5.4 Instructors.** In those aviation commands where training is conducted, the commanding officer is authorized to designate highly qualified naval aviators and NFOs as instructors. Instructor duties shall be specifically delineated by the unit commanding officer (CO) in formal directives. The instructor will be charged with authority and responsibility to provide appropriate direction to students (naval aviator or NFO) to ensure safe and successful completion of each training mission. The exact function, authority, and responsibility of the individual flight instructor are dependent upon the training mission and the crew assigned as issued in approved training syllabuses. On those training missions where a pilot under instruction is the pilot in command, instructor guidance shall be advisory in nature and under no circumstance shall pilots in command be relieved of their authority and responsibility as outlined in paragraph 3.5.1. Termination of the training or evaluation portions of the flight for reasons of safety, unsatisfactory performance, or material discrepancy shall be the instructor's prerogative.

## 3.6 AIRCREW COORDINATION/CREW RESOURCE MANAGEMENT

The objective of the Aircrew Coordination Training (ACT)/Crew Resource Management (CRM) Program is to integrate the instruction of specifically defined behavioral skills throughout Navy and Marine Corps aviation training, and to integrate the effective application of these behavioral skills into operational aviation procedures wherever appropriate.

ACT will increase mission effectiveness, minimize crew preventable error, maximize aircrew coordination, and optimize risk management.

Commanders shall ensure that all personnel whose duties involve flying as an aircrew member in naval aircraft receive ACT. ACT shall be conducted annually, including an academic portion and a flight/simulator evaluation. **Annual recurrency training shall be recorded in NATOPS jacket in accordance with OPNAVINST 1542.7.**

**3.6.1 Critical Behavioral Skills.** The critical behavioral skills that form the basis of ACT are:

a. Decision making. The ability to choose a course of action using logical and sound judgment based on available information. Effective decision making requires:

- (1) Assessing the situation
- (2) Verifying information
- (3) Identifying solutions
- (4) Anticipating decision consequences
- (5) Making the decision
- (6) Telling others of the decision and rationale
- (7) Evaluating the decision.

b. Assertiveness. An individual's willingness to actively participate, state, and maintain a position, until convinced by the facts that other options are better. Assertiveness is respectful and professional, used to resolve problems appropriately, and to improve mission effectiveness and safety.

c. Mission Analysis. The ability to develop short-term, long-term, and contingency plans and to coordinate, allocate, and monitor crew and aircraft resources. Effective planning leads to flight conduct that removes uncertainty, increases mission effectiveness, and enhances safety.

d. Communication. The ability to clearly and accurately send and acknowledge information, instructions, or commands, and provide useful feedback. Effective communication is vital to ensure

that all crewmembers understand aircraft and mission status.

e. Leadership. The ability to direct and coordinate the activities of other crewmembers or wingmen, and to encourage the crew to work together as a team. There are two types of leadership:

(1) Designated Leadership - Leadership by authority, crew position, rank, or title. This is the normal mode of leadership.

(2) Functional Leadership - Leadership by knowledge or expertise. Functional leadership is temporary and allows the most qualified individual to take charge of the situation.

f. Adaptability/Flexibility. The ability to alter a course of action based on new information, maintain constructive behavior under pressure, and adapt to internal and external environmental changes. The success of a mission depends upon the crew's ability to alter behavior and dynamically manage crew resources to meet situational demands.

g. Situational Awareness. The degree of accuracy by which one's perception of the current environment mirrors reality. Maintaining a high level of situational awareness will better prepare crews to respond to unexpected situations.

**3.6.2 Ineffective ACT/CRM.** Ineffective ACT/CRM can result in one or more of the following:

- a. Loss of Aircraft/Aircrew
- b. Flight/Ground Mishap
- c. Violation of FAR 91
- d. Violation of NATOPS/flight minimums
- e. Violation of SOP
- f. Poor Mission Effectiveness and Accomplishment
- g. Degradation of Unit Readiness

**3.6.3 Effective ACT/CRM Training.** Optimal ACT/CRM training is integrated, research-based,

and skill-oriented, incorporating the Information, Demonstration, Practice, and Feedback Instructional Methodology. The success or failure of Crew Resource Management rests ultimately with each individual performing duties as an aircrew member in naval aircraft. Naval Aircrew shall exhibit thorough knowledge of self, aircraft, team, environment, the seven critical skills, and risk to employ sound and logical judgement in the prevention of human errors. More information is available through the U.S. Navy ACT/CRM website at [www.act.navy.mil](http://www.act.navy.mil).

### 3.7 OPERATIONAL-RISK MANAGEMENT

Operational-Risk Management (ORM) is a systematic, decision making process used to identify and manage hazards that endanger naval resources. ORM is a tool used to make informed decisions by providing the best baseline of knowledge and experience available. Its purpose is to increase operational readiness by anticipating hazards and reducing the potential for loss, thereby increasing the probability for success to gain the competitive advantage in combat. ORM is not just related to naval aviation; it applies across the warfighting spectrum.

#### 3.7.1 ORM Process Description.

- a. ORM employs a five-step process:
  - (1) Identify hazards
  - (2) Assess hazards
  - (3) Make risk decisions
  - (4) Implement controls
  - (5) Supervise.
- b. The ORM process is utilized on three levels based upon time and assets available.
  - (1) Time-critical: A quick mental review of the five-step process when time does not allow for any more (i.e. in-flight mission/situation changes).
  - (2) Deliberate: Experience and brain storming are used to identify hazards and is best done in groups (i.e. aircraft moves, fly on/off).

- (3) In-depth: More substantial tools are used to thoroughly study the hazards and their associated risk in complex operations (i.e., Weapons Det).

c. The ORM process is guided by the four principles:

- (1) Accept risk when benefits outweigh the costs
- (2) Accept no unnecessary risk
- (3) Anticipate and manage risk by planning
- (4) Make risk decisions at the right level.

**3.7.2 Enhancing ORM.** To enhance ORM awareness and standardization, the NATOPS model manager shall incorporate risk management concepts and wording into crew coordination and flight planning sections of the individual aircraft NATOPS manuals.

### 3.8 FUNCTIONAL CHECKFLIGHTS

The requirements for functional checkflights are stated in OPNAVINST 4790.2. Commanding officers shall ensure compliance with the following.

**3.8.1 Crew Composition.** Functional checkflights shall be conducted with the minimum crew required for safe flight. All flight personnel shall be fully qualified in accordance with this instruction and the applicable NATOPS manual. Appropriate maintenance quality assurance and project specialist personnel required to accomplish the functional check may be utilized, provided they meet minimum aviation physiology and water survival training requirements. Passengers shall not be carried. The pilot in command shall be designated in writing by the commanding officer as a functional check pilot for either a full-system check or the partial system(s) to be checked.

**3.8.2 Weather Criteria.** Functional checkflights should be conducted during daylight hours within the local flying area in VMC. If necessary to accomplish the assigned mission, unit commanders may authorize checkflights under conditions other than the above if in their opinion the flight can be con-

ducted with an acceptable margin of safety under the existing conditions. The authority shall not be delegated. Those portions of the flights that are considered critical shall be conducted in the vicinity of a suitable landing area.

### **3.9 REPORTING AND RECORDING OF DEVIATIONS AND VIOLATIONS OF FLYING REGULATIONS AND MISHAP INFORMATION**

This section details the procedures for alleged violations of service or Federal flying regulations. Generally, commanders or commanding officers will receive notification of an alleged deviation by a member of their command via a copy of FAA 8020-11, Federal Aviation Administration Incident Report. Paragraph 3.9.6 delineates the responsibility of the command for flight incidents. Reports of alleged violations received from the Federal Aviation Administration will be forwarded to CNO (N785F) and will be processed as a major infraction. Major infractions are those that have general public, Congressional, or service interest (i.e., any infraction that cannot be resolved administratively at the command level).

#### **3.9.1 Reports of Investigations of Violations of Flying Regulations**

**3.9.1.1 Responsibility.** An alleged violation of flying regulations falls within the purview of U.S. Navy regulations. The responsibility to conduct the investigation into an alleged flight violation belongs to the immediate superior in the chain of command of the individual involved. However, activities whose base facilities and/or aircraft are used by pilots not attached to those activities are responsible for conducting the investigation and for notifying the commanding officer of the individual involved.

**3.9.1.2 Procedures.** Investigation and reporting procedures shall be in JAGMAN format using the guidelines and rules contained in JAGINST 5800.7, Manual of the Judge Advocate General. Each fact must be supported by testimony, documentary, or real evidence. Statements of the pilots concerned should be included along with maintenance action forms, flight schedules, and other documentary evidence. The report of violation of flying regulations is administrative in nature, and statements taken there-

under may not be the basis of subsequent legal or disciplinary proceedings unless the provisions of Uniform Code of Military Justice (UCMJ) Article 31 have been observed.

**3.9.1.3 Intent.** Lack of intent does not in itself constitute absence of culpability. One can be so grossly negligent as to equate omission with commission. The question is whether the pilot in command or the formation leader could reasonably have been expected to avoid the violation.

**3.9.1.4 Content of Report.** In making a report of an alleged violation of flying regulations, the commanding officer shall state a conclusion as to whether the alleged violation actually occurred, and if so:

- a. A conclusion as to whether or not the pilot in command was culpable in the light of pilot responsibilities and any mitigating or extenuating circumstances that may have existed.
- b. Any action taken, pending, or recommended.

#### **Note**

The authority to issue a flight violation lies solely with the Chief of Naval Operations.

**3.9.1.5 Forwarding of Report.** With the exception of alleged air defense identification zone (ADIZ) violations, reports regarding naval personnel shall be forwarded to CNO (N785F) via the chain of command. Alleged flight violations involving USMC personnel shall be forwarded through CMC (ASM) prior to final processing by CNO (N785F). Each endorser shall indicate concurrence/non-concurrence with the commanding officers report. Under no circumstances shall a report of investigation be released to any agency outside the Navy without prior approval of CNO (N78). Direct communication with commands (activities/ agencies) outside the naval service in connection with violations shall be limited to that authorized in the basic instruction.

#### **3.9.1.6 Time Limits on Action of Each Report of Investigation**

- a. To expedite action on a report of an investigation of an alleged violation, investigation by military agencies are limited as follows:

(1) By the investigating unit - within 14 duty days from time of receipt.

(2) By each intermediate command – within 7 duty days from time of receipt.

b. Each report will reach the appropriate final addressee within 60 days except in the following cases:

(1) When a commander cannot complete an investigation within the above time schedule, the commander will notify the final addressee of the reason for the delay and give an estimate of when the investigation will be forwarded.

(2) When Field Naval Aviator Evaluation Board (FNAEB) or Field Flight Performance Board (FFPB) proceedings are involved, the commander will be governed by current regulations (NAVMILPERSMAN ART. 3410300) or Marine Corps Order 1000.6 (ACTS) Manual as appropriate. Inform CNO (N785). A FNAEB or FFPB does not relieve the command of the requirement to conduct a JAGMAN investigation.

(3) When a commander takes UCMJ action as a result of a flying violation, the commander will promptly forward the report of investigation and inform the final addressee of any pending action. An officer who exercises general court-martial jurisdiction will inform the final addressee of the final appellate action taken in each general and special court-martial case involving a violation of flying regulations.

c. The final addressee for flight violation processing is CNO (N785F).

**3.9.2 FAA Reports and Cooperation.** When requested to do so by FAA, commands:

a. Shall not release the names of the aircrew; names are to be released only by CNO.

b. May furnish only factual information (excluding aircrew names) that would normally be available to air traffic facilities; this response shall not contain any conjectures, assumptions, or hearsay.

#### Note

Each command shall ensure that all attached/assigned aircrew and air operations personnel understand that:

(1) They may make oral or written statements to FAA personnel, but that such a statement is voluntary and may be used against the individual making the statement.

(2) Reports required by Part 91 of the FARs are mandatory; they are not included in the foregoing policy.

#### **3.9.3 Applicability of Flying Regulations**

**Other Than Naval.** Pilots flying naval aircraft are responsible for compliance with flying regulations of other agencies, military or civil, only to the extent specifically provided by OPNAV directives (see paragraphs 1.2.4 and 1.2.5).

#### **3.9.4 Alleged Air Defense Identification Zone Violations.**

Commanders receiving a report of an alleged ADIZ violation will investigate the report promptly. Results of such an investigation will be forwarded to the immediate superior. Reports shall contain the following:

a. Conclusions

b. The action(s) taken or recommended to prevent a recurrence

c. The nature of any disciplinary action taken.

#### **3.9.5 Flight Personnel Training/Qualification Jacket Entry/Aviators Flight Log Book Entry.**

An entry of a violation into Flight Personnel Training/ Qualification Jacket and Aviators Flight Log Book will be made at the sole direction of CNO and will be made in accordance with paragraph 10.5.2 and Appendix A. Care shall be exercised to avoid the use of information from aircraft mishap board members, mishap reports, and endorsements, including the COMNAVSAFECEN endorsement, as a basis for the entries.



### 3.9.6 Incident Reports

- a. Pilots in command and local commanders will ensure that deviations from **ATC clearances and instructions, which result because of emergency or operational necessity, are reported to FAA immediately. Refer to FAR, Part 91 Sections 91.3 and 91.123.**
- b. Incident reports (FAA 8020-11) are sent from FAA to the Department of the Navy Representatives (NAVREPs). The NAVREPs shall forward the reports to the appropriate commands for information.
- c. Subsequent FAA investigation of flight incidents may reveal that the deviation involved a violation of the FARs. If a violation is found, the incident is further processed as an alleged flight violation and FAA's investigation is sent to CNO for processing in accordance with paragraph 3.9.1. Because of the lengthy FAA investigative process, as much as a 1-year delay may occur before the responsible naval commands receive notification of an alleged flight violation. Because of such delays, commands are advised to make and retain statements concerning incidents in the event the incidents are subsequently processed as flight violations.

### 3.10. CROSS-COUNTRY PLANNING

**3.10.1 Cross-Country Flight.** A cross-country flight is any flight that either does not remain in the local flying area or remains in the local flying area and terminates at a facility other than an active military facility. This includes out and ins. Commanding officers must ensure that these flights contribute to the mission of the command and the naval service, achieve training requirements, and can be completed safely. Commanders/commanding officers shall ensure a thorough risk assessment has been conducted for the proposed cross-country flight. The following preflight planning checklist provides additional factors which should be considered by the approving authority. These risk considerations are not intended to impose unnecessary restrictions on those flights that are deemed necessary for the training and experience of aviators/aircrew or those evolutions which contribute to the missions of the naval service.

- a. Does the cross-country flight achieve training objectives as established in a training syllabus or training/readiness matrix?
- b. Does the flight contribute to the mission of the command or the naval service?
- c. Could this flight be perceived by the public as not in the best interest of the U.S. Government?
- d. If the flight is exclusively for the transportation of the aircrew, is the purpose to meet operational commitments? If so, is alternate transportation, commercial or military, readily available? More economical?
- e. Is this flight planned exclusively for the convenience and/or to enhance the prestige of the officers concerned?
- f. Is there a major sporting or civic event scheduled at the destination? Cross-country flights are not authorized to these destinations.
- g. Is the cross-country destination the home town of any of the crewmembers? A flight to one's home town is legal, provided repeated flights are not performed (Ref. 3.1.2). Is there a personal event such as a wedding, family reunion, graduation, etc. that a member of the flight is trying to attend? Is it in the hometown of anyone on the aircraft or a destination that has been repeatedly flown to by the aircrew?
- h. Has the aircrew thoroughly planned all aspects of the flight? Are they qualified and properly designated to conduct the flight?
- i. Is proper security for the aircraft adequate at the intended destination? The alternate?
- j. Does the flight meet squadron, wing, and TYCOM directives?
- k. Have adequate maintenance precautions been planned to ensure proper servicing and maintenance of the aircraft is performed?

**3.10.2 Risk Assessment.** The above checklist is derived from policy guidance contained in other sections of this manual. This list is not all-inclusive, since it does not cover unique risk factors deter-

mined by squadron mission, employment, operating environment, geographical location, aircraft type, model, series, and aircrew personal factors. However, it should provide a starting point for conducting a thorough risk assessment of each intended flight. The commanding officers written authorization and the signature of the pilot in command on the flight plan indicate that a thorough risk assessment has been conducted.

**3.10.3 Implementation.** This guidance is not intended to reduce the frequency and/or value of a unique and productive training opportunity, nor is it intended as a substitute for thorough planning, sound airmanship, and good headwork. Type, wing, and squadron commanders shall ensure appropriate procedures are in place for consistent implementation and monitoring of full compliance with this guidance.

### **3.11 TERMINAL INSTRUMENT PROCEDURES**

**3.11.1 General.** Except when this requirement is waived for a flight in support of a nonstandard operation, aircrews flying passenger and/or troop-carrying aircraft shall not fly an instrument approach that has not been validated as safe and accurate by an U.S. Agency in accordance with:

- a. U.S. TERPS – FAA Order 8260.3 (OPNAVINST 3722.16 (NOTAL))
- b. ICAO Procedures for Air Navigation Services—Aircraft Operations PANS-OPS or
- c. NATO criterion for the preparation of an instrument approach that has been validated to be safe and accurate by another U.S. Government (USG) service in accordance with these standards, categorizes the procedure as a U.S. Government procedure and constitutes authority for use of the procedure by the other service.

**3.11.1.1 Nonstandard Operation.** A non-standard operation is defined as when an urgent requirement exists to fly a short-notice mission in support of a humanitarian, contingency, MEDEVAC, special access or state department requirement. Commanders (0-8 or above) exercising Operational Control (OPCON) of aircraft operating in support of

nonstandard operations are responsible for mission risk assessment and therefore may waive the requirement for a TERPS review of a Non-USG instrument procedure. If aircraft and aircrew are chopped to a Joint Task Force (JTF) and a waiver is required, the JTF Commander shall request the waiver, and if operationally feasible, the commander issuing the waiver shall consult with the appropriate service component before granting the waiver. When a waiver is issued, the Commander issuing the waiver shall immediately notify the National Military Command Center's On-Duty Deputy Director for Operations (DDO) DSN 225-0098 or COMM 703-695-0098, of the extent of the waiver and provide, at a minimum, the mission identification, the time and date the waiver was granted, and the circumstances that precipitated the decision.

**3.11.2 U.S. Civil Airports.** Activities or commands having a requirement for instrument procedures to civil airports in the U.S. that are not published in the DOD FLIP Terminal Procedures shall submit a request for the procedure(s) desired, with justification, through the type commander to Naval Flight Information Group (NAVFIG) for publication. The justification will include a statement indicating that the procedure is needed to support an operational or contingency requirement and the expected annual usage of the procedure. NAVFIG address is contained in DOD FLIP General Planning, Chapter 11.

All FAA-approved civil instrument departures and arrivals for the U.S. are published through NOS. They are not published in the DOD FLIP.

**3.11.3 Other Than U.S. Airports.** Activities or commands having a requirement for terminal instrument procedures to airports in areas other than the U.S. that are not published in DOD FLIP, not validated by NAVFIG or by other service components as conforming to U.S. TERPS, ICAO (PANS-OPS), or NATO (APATC-1), shall coordinate their requirements with the appropriate type commander. The request shall be forwarded with justification to NAVFIG. Such requests should designate the specific host government procedure desired and should also indicate concurrence of the appropriate type commander.

**3.11.4 Conformance to TERPs.** NAVFIG is the only Naval Authority authorized to validate in-



strument approaches and shall evaluate all such requests, review procedures (other than those approved by the FAA) for conformance with TERPs, and arrange for publication of the procedure in the appropriate FLIP. Instrument approach minimums published in FLIP shall be those specified by TERPs criteria application or the host government minimums, whichever are higher.

**3.11.5 Annual Revalidation.** In order that FLIP terminal publications contain only those procedures for which an operational or contingency requirement exists, originating activities shall annually revalidate their requirement for procedures published pursuant to this paragraph. This will be accomplished by direct coordination between the establishing activity or command and NAVFIG.

## CHAPTER 4

# Flight Authorization, Planning, and Approval

### 4.1 FLIGHT AUTHORIZATION

**4.1.1 Authority.** Naval aircraft shall not be flown by any person unless authorized by the reporting custodian or other commander exercising operational control over the aircraft concerned. All flights shall be in the national interest with fleet readiness receiving the highest priority. Efficient utilization of aircraft and available funds is the responsibility of the reporting custodian.

**4.1.2 Documentation.** Authorization for a flight shall be documented by a published flight schedule or other similar directive signed by COs or their delegated authority. As a minimum, the document shall contain the following elements:

- a. Names and flight function of all flight personnel
- b. Designation of the pilot in command, mission commander, and/or formation leader as appropriate
- c. Chain of command for formation flights in the event of an abort by the designated flight leader
- d. Aircraft model assigned
- e. Total mission or requirement code
- f. Point of departure, destination, and en route stopover points
- g. Date and estimated time of departure (ETD)
- h. Estimated time en route (ETE) or estimated time of arrival (ETA).

#### Note

For missions such as strip alert, SAR alert, etc., the words as directed or to be

assigned (TBA) may be entered for ETD and ETE/ETA.

**4.1.3 Flightcrew Requirements.** Prior to authorizing flight in naval aircraft, commanders shall ensure that the person designated as pilot in command is in all respects qualified for flight in model and that minimum flightcrew requirements are met.

### 4.2 MINIMUM FLIGHTCREW REQUIREMENTS

The minimum flightcrew requirements for naval aircraft are set forth in the applicable NATOPS manual for individual aircraft models. CNATRA may modify such requirements and the requirements set forth below as necessary for training purposes.

**4.2.1 Aircraft Commander Requirement.** An aircraft commander (paragraph 12.2.2.3) shall be designated for the following multipiloted aircraft missions:

- a. Operational/tactical missions
- b. Administrative missions in helicopters/tilt-rotors
- c. Training flights, except those that are within the capabilities of pilots of lower classification and which, in the opinion of the commanding officer, are best suited to teach such pilots self-reliance and command responsibility
- d. Flights in which the transport of passengers is involved.

**4.2.2. Insufficient NATOPS Guidance.** Where individual NATOPS manual guidance is lacking, the minimum flightcrew requirements for multipiloted aircraft are as follows:

- a. A pilot in command possessing a valid instrument rating designated in accordance with paragraph 3.5.
- b. A copilot qualified to perform all the assist functions required for the flight conditions and mission. If passengers are embarked, the copilot shall be qualified in model.
- c. Other flightcrew necessary for the safe conduct of the flight.

#### **4.2.3 Helicopters Not Requiring a Copilot.**

For helicopters that are configured with either dual or single-flight controls but do not require a copilot, the minimum crew requirements will be specified in the appropriate NATOPS manual. If a lookout is required, the lookout will be capable of performing internal communication and all assist functions required for the mission. The designation of the pilot in command shall be pilot qualified in model (PQM).

**4.2.4 Use of Lookouts.** Use of a qualified lookout in lieu of a copilot for those aircraft specified in paragraph 4.2.3 shall be limited to flights conducted under VMC.

**4.2.5 Rescue Helicopters Operating Over Water.** Any naval helicopter that is assigned the primary mission to operate as a rescue vehicle over water shall have as a member of its crew one aircrewman who is completely outfitted for water entry as required in paragraph 8.2.1.2 and has completed an approved CNO/CMC rescue swimmers school.

#### **Note**

Where SAR/plane guard is briefed as a primary mission, or when it becomes the primary mission, the rescue air crewman shall be prepared for immediate water entry.

### **4.3 FLIGHT PLANNING**

**4.3.1 Preflight Planning.** Before commencing a flight, the pilot in command shall be familiar with all available information appropriate to the intended operation. Such information should include but is not limited to available weather reports and forecasts, NOTAMS, fuel requirements, terminal instrument

procedures (to include proper use of non-DOD approaches), alternatives available if the flight cannot be completed as planned, and any anticipated traffic delays. In addition, the pilot in command and mission commander (when there is one designated) shall conduct a risk assessment prior to the flight.

### **4.4 AUTHORIZED AIRFIELDS**

#### **4.4.1 Aircraft Operations**

**4.4.1.1 General.** The intent of this section is to encourage the use of military airfields by Navy and Marine Corps aircraft unless a requirement exists to use a civil airfield. Pilots shall not be cleared for airfields other than those listed in the DOD Flip En Route Supplement unless such flights are necessary for the accomplishment of a mission assigned by higher authority. The pilot in command is responsible for ensuring that airfield facilities, servicing, and security are adequate for the type of aircraft involved.

**4.4.1.2 Exceptions.** All naval aircraft operating in CONUS are prohibited from landing at or taking off from civil airfields listed in the DOD FLIP Enroute Supplement. Exceptions to this prohibition are as follows:

- a. Civil airfields on which military units operate aircraft.
- b. Flights requiring a weather alternate may use civil airfields when military airfields are not available.
- c. Flights that conduct official business at or near a civil airfield. Written orders are not required.
- d. Flights required for procurement, acceptance, modification, test, and delivery of aircraft. Ferry flights are included in this category to allow necessary flexibility to accomplish the ferry mission.
- e. Flights necessary for the accomplishment of a units mission, providing prior coordination has been effected with the civil airfield authorities and the TYCOM has granted waivers to permit the use of the airfield.
- f. Transport, turboprop training command aircraft, patrol class aircraft, and helicopters.

g. Civil airfields may be used for instrument-approach and low-approach training.

**4.4.1.3 Closed Airfields.** All naval aircraft are prohibited from taking off or landing at closed airfields except in the case of an emergency or under the following conditions. A takeoff and/or a landing may be conducted at a closed airfield when the tower and crash crew are unmanned with the authorization of the commanding officer of the airfield concerned and with the prior or concurrent approval of the aircrafts reporting custodian.

**4.4.2 Helicopter, Tilt-Rotor, and VSTOL/STOL Landing Areas.** Helicopter, tilt-rotor, and VSTOL/STOL aircraft are authorized to land at other than airfield locations (such as fields, highways, and parks), provided:

- a. A military requirement exists for such landing.
- b. Adequate safeguards are taken to permit safe landing and takeoff operations without hazard to people or property.
- c. There are no legal objections to landing at such nonairfield sites.

**Note**

COs are authorized to waive the provisions in items a through c when dispatched helicopters, **tilt-rotor**, or VSTOL/STOL aircraft is engaged in SAR operations.

**4.4.3 Fuel Purchase.** Aircraft fuel and oil are made available to military users through military, Government contract, and commercial sources. There is no economical justification for pilots to purchase fuel/oil from commercial sources. The cost of such fuel is considerably higher than that purchased from either military or contract sources. Navy and Marine Corps flight personnel are not authorized to purchase aircraft fuel/oil from other than military or contract sources except under the following circumstances:

- a. Flight is classified as official business.
- b. Flight is terminated as a result of a bona fide emergency.

c. Flight terminates at alternate airport in lieu of filed destination.

d. Flight is made by aircraft with limited range and purchase of aircraft fuel or oil from other than military or contract (Government) sources is necessary to complete the assigned mission.

**4.4.4 Flight Plans**

**4.4.4.1 General.** A flight plan appropriate for the intended operation shall be submitted to the local air traffic control facility for all flights of naval aircraft except the following:

- a. Flights of operational necessity.
- b. Student training flights under the cognizance of CNATRA conducted within authorized training areas. CNATRA shall institute measures to provide adequate flight following service.

**4.4.4.2 Forwarding Flight Plans to ARTCC/Flight Service Station (FSS).** Delivery of a properly prepared flightplan form to duty personnel at an established base operations office at the point of departure assures that the appropriate ARTCC/FSS will be furnished with:

- a. Essential elements of the flight plan as initially approved
- b. A takeoff report.

**4.4.4.3 No Communication Link.** If no communication link exists between the point of departure and the ARTCC/FSS, the pilot may relay the flight plan to an appropriate FSS by commercial telephone. When unable to file in person or by telephone, the flight plan may be filed as soon as possible by radio after takeoff. Flight in controlled airspace in IMC without ATC clearance is prohibited. Filing by radio after takeoff is not permitted when it will involve unauthorized IMC flight. In any case, the pilot's responsibility is not fulfilled until a completed flight plan and passenger manifest have been deposited with the airport manager or other suitable person.

**4.4.4.4 Direct User Access Terminal Service (DUAT).** DUAT is not intended to provide flight-

plan service to the military and, therefore, is not designed to format the flight notification messages mandated for the military user or for any aircraft filing to a military destination. DUAT shall not be used to file a flight plan to a military destination.

**4.4.4.5 Flight Plan Forms.** The forms listed below are used to submit flight plans in the circumstances indicated:

a. The DD -175, military flight plan, completed in accordance with FLIP General Planning, is used for other than local flights originating from airfields in the United States at which a military operations department is located (see FAR 91.153 and 91.169 for mandatory items). A daily schedule containing an approved stereo (ARTCC computer stored)/canned flight plan code may be used in lieu of a DD-175 for other than local flights provided the point of departure is a military facility and the stereo/canned flight plan conforms to agreements with the parent ARTCC.

b. A daily schedule or abbreviated single-copy DD-175 may be authorized by the approval authority for use when the flight will be conducted within the established local flying area and adjacent offshore operating/training areas provided that:

(1) Sufficient information relative to the flight is included to satisfy the needs of the local ATC/FSS facility that guards the flight.

(2) Facility operations maintain cognizance of each flight plan and are responsible for initiating any overdue action or issuing in-flight advisory messages as specified for handling point-to-point flight plan messages in accordance with FAA 7110.10. Termination of local flights at facilities other than the point of departure is authorized only in those cases where local flight plans may be closed out by direct station-to-station communication.

(3) Completed flight schedules are retained in operations files for 3 months.

(4) The flight shall not be conducted in IMC within controlled airspace except as jointly agreed to by the local naval command and the

responsible air traffic control agency. When making such agreements, naval commands shall ensure that they do not conflict with policies and directives established by CNO.

(5) When an abbreviated DD-175 is utilized, items 1, 2, 3, 4, 6, 7, 9, 10, 11, 12, 20, 21, 24, and 25 of the flight plan (see FLIP general planning) shall be completed as a minimum. For VFR flights within the local flying area, the term "local" may be entered as route of flight (item 9). For day VFR and IFR flights that penetrate or operate within an ADIZ (unless an authorized exception, see FLIP (En Route) IFR Supplement), the estimated time and point of penetration(s) shall be entered in the remarks (item 12).

c. An FAA flight plan, FAA 7233-1, may be filed in lieu of a DD-175 at airfields in the United States at which a military operations department is not located.

d. An ICAO flight plan or military version thereof is used when applicable for flights conducted in international airspace in accordance with ICAO rules and procedures. For flights that originate in the United States and are conducted in accordance with ICAO rules and procedures, it is not intended that both an ICAO flight plan and DD-175 be submitted. Base operations shall specify the form desired in order that flight plan information may be passed to the appropriate ATC/FSS.

e. The flight plan form specified by the local authorities shall be used for flights originating at points of departure outside the United States.

**4.4.4.6 Shore-to-Ship and Ship-to-Shore Operations.** For shore-to-ship and ship-to-shore operations, the following procedures apply:

a. Prior to flight from a shore activity to a ship operating in offshore areas when a landing aboard the ship is intended, the pilot in command shall file a flight plan. For flights conducted in IMC, a DD-175 or daily flight schedule with approved stereo (ARTCC computer stored)/canned flight plan code shall be filed. Flights conducted under VFR may use an abbreviated DD-175 or daily schedule.

b. Flight plans must be filed when flights originating from offshore operating areas will penetrate

controlled airspace or terminate at shore activities. Ships shall relay flight plans to appropriate ATC facilities in a timely manner and pilots shall confirm their flight plans with an appropriate ATC facility ashore as soon as practicable.

c. Timely handling of flight movement information for each shore/ship operation is essential.

d. Flight suspense for SAR purposes becomes the responsibility of the destination activity after acknowledging receipt of a flight plan.

e. Procedures for flights penetrating or operating within a coastal or domestic ADIZ or defense early warning identification zone (DEWIZ) are prescribed in FLIP (En Route) IFR Supplements.

**4.4.4.7 Stopover Flights Within the United States.** NAs are authorized to utilize one DD -175 to plan flights involving en route stops, subject to compliance with the following procedures and limitations:

a. The flight plan (DD -175) shall be prepared in accordance with the applicable instructions contained in the DOD FLIP (planning).

b. NOTAM and weather briefing shall be obtained at point of origin for the entire route of flight. The weather information entered on the DD-175-1 shall clearly indicate the forecast weather (en route) for each leg of the flight, each destination, and each alternate (if required). Separate DD -175-1s may be utilized for each leg. Pilots shall periodically determine that the intended route of flight remains clear of aviation severe weather watch (WW) bulletins and that weather forecasts for each successive intermediate destination (and alternates when required) continue to satisfy the minimums established in paragraph 4.6.4 or 5.2 as applicable.

c. No change shall be made in the pilot in command.

d. A corrected manifest shall be left with a responsible person at each intermediate base at which a change of passengers or crew occurs (see paragraph 4.6.2).

e. Weight and balance must remain within limits (see paragraph 4.6.6).

f. A revised flight plan void time shall be filed with Flight Service when appropriate.

g. The pilot shall close out the balance of the original flight plan if the flight is terminated at an intermediate base.

#### Note

Stopover flights outside of the United States are governed by the procedures contained in the appropriate area FLIP (planning) publication.

### 4.4.5 Signing the Flight Plan

#### 4.4.5.1 Pilot in Command/Formation Leader.

Except when a daily flight schedule is used in lieu of a flight plan form, the pilots in command/formation leaders shall sign the flight plan for their flight. For multipiloted aircraft, the pilot in command/formation leader may choose to delegate this responsibility to a NATOPS qualified pilot/NFO. Regardless, the pilot in command/ formation leader is responsible for compliance with items a through h.

a. The flight has been properly authorized.

b. Adequate flight planning data, including NOTAM service, was available for complete and accurate planning.

c. The flight will be conducted in accordance with governing directives and adherence to criteria for fuel requirements and weather minimums.

d. Each pilot in a formation flight has received the required weather briefing.

e. The pilot in command/each pilot in a formation flight possesses a valid instrument rating if any portion of the flight is to be conducted under IMC or in positive control areas or positive control route segments.

f. Passengers have been properly briefed and manifested.

g. Proper weight and balance forms, if applicable, have been filed.

h. The pilot in command acknowledges responsibility for the safe and orderly conduct of the flight.

**4.4.5.2 Daily Flight Schedule.** A signature by the reporting custodian or other appropriate authority on the daily flight schedule, when used in lieu of a flight plan form, signifies that preceding items (a) through (h) shall be assured prior to flight.

**4.4.5.3 Flight Plan Approval.** The pilots in command of a naval aircraft or formation leaders are authorized to approve the flight plan for their proposed flight or modification thereof.

## 4.5 FLIGHT PLAN MODIFICATION

Modification of a written flight plan shall be accomplished only with the concurrence of the pilot in command.

## 4.6 OTHER PREFLIGHT REQUIREMENTS

**4.6.1 Call Sign Requirements.** Call sign selection for cross-country flights shall be made in accordance with DOD FLIPs. It is strongly recommended that squadron modex (NJ213, DB214) be used in flight planning. If the use of tactical/squadron call signs is necessary, call signs shall be the approved JANAP 119 call sign for the unit concerned. Abbreviations or contractions of these call signs is not authorized.

**4.6.2 Manifest Requirements.** The pilot in command of a naval aircraft flight shall ensure that a copy of the manifest is on file with a responsible agency at the point of departure prior to takeoff. The manifest shall include an accurate list of personnel aboard the aircraft, showing names, serial numbers, grade and service if military, duty station, and status aboard the aircraft (passenger or crew). All persons aboard other than flight personnel are passengers and shall be manifested as such. When initial transmission of a flight plan by radio is permitted after takeoff in accordance with this instruction, depositing such a personnel list continues to be a mandatory pretakeoff requirement of the pilot in command of the flight. The pilot shall state the location of the required personnel list when filing by radio or telephone. **Helicopter and tilt-rotor pilots** engaged in SAR missions, lifting reconnaissance parties, patrols, and outposts during field problems are released from manifest responsibilities when there is no proper agency available with whom a passenger manifest could be deposited.

## 4.6.3 Weather Briefing

**4.6.3.1. General.** Pilots are responsible for being thoroughly familiar with weather conditions for the area in which flight is contemplated. Where Naval Meteorology and Oceanography Command (NMOC) or United States Marine Corps Weather Services are locally available, a flight weather briefing shall be obtained from a qualified meteorological forecaster. Weather briefings may be obtained in person, by telephone, by facsimile, or by remote computer-based weather briefing system. If NMOC or USMC Services are not locally available, an FAA-approved weather briefing from either a Flight Service Station (FSS) or Direct User Access Terminal System (DUATS) may be substituted.

**4.6.3.2 Flight Weather Briefing Form.** Navy and Marine Corps Forecasters are required to provide flight weather briefings using either DD-175-1 forms, or VFR Certification Stamps when VFR flight is an acceptable alternative. A DD-175-1 flight weather briefing form shall be completed whenever an IFR flight plan is filed. The forecaster will complete the form for briefings conducted in person, by facsimile, or by remote computer-based weather briefing system. It is the pilot's responsibility to complete the form for briefings conducted by telephone. For a VFR flight using a DD-175 form, the following certification stamp on the flight plan may be used in lieu of a completed DD-175-1:

"BRIEFING VOID \_\_\_\_Z, FLIGHT AS PLANNED CAN BE CONDUCTED UNDER VISUAL FLIGHT RULES. VERBAL BRIEFING GIVEN AND HAZARDS EXPLAINED. FOLLOWING SIGMETs ARE KNOWN TO BE CURRENTLY IN EFFECT ALONG PLANNED ROUTE OF FLIGHT."

---

(Signature of Forecaster)

### Note

Weather briefings may be conducted at any time prior to departure and all will include briefing number and void time. However, briefing-void time cannot exceed 2.5 hours past briefing time or ETD plus one-half hour. Briefings received

DESTINATION WEATHER ETA plus and minus 1 hour	ALTERNATE WEATHER ETA plus and minus 1 hour		
0 — 0 up to but not including Published minimums	3,000 — 3 or better		
Published minimums up to but not Including 3,000 — 3 (single-piloted absolute minimums 200 — 1/2)	NON- PRECISION	PRECISION	
		ILS	PAR
	*Published minimums plus 300-1	Published minimums plus 200-1/2	*Published minimums plus 200-1/2
3,000 — 3 or better	No alternate required		
*In the case of single-piloted or other aircraft with only one operable UHF/VHF transceiver, radar approach minimums may not be used as the basis for selection of an alternate airfield.			

Figure 4-1. IFR Filing Criteria

more than 2.5 hours prior to takeoff will be void and require rebriefing prior to departure.

**Note**

- If the intended VFR flight plan includes a mission (e.g., Olive Branch) or an airfield with VFR minimums higher than the basic VFR 1000-foot ceiling and 3-statute-mile visibility, it is the responsibility of the pilot to advise the weather briefer of the higher minimums.
- Pilots planning to fly canned or stereo routes shall consult their local forecast activity to verify acceptable weather conditions. Verification may be obtained in person, by telephone, by facsimile, or by remote computer-based weather briefing system.

**4.6.3.3 Flight Weather Packet.** A flight weather packet, including a Horizontal Weather Depiction (HWD) chart, may be requested where Navy and Marine Corps weather services are available. Pilots should normally allow a minimum of 2 hours for preparation of the packet. Items provided in the flight weather packet are listed in NAVMETOCCOMINST 3140.14.

**4.6.4 Weather Criteria for Filing.** Flight plans shall be filed based on all the following:

- The actual weather at the point of departure at the time of clearance
- The existing and forecast weather for the entire route of flight
- Destination and alternate forecasts for a period 1 hour before ETA until 1 hour after ETA.

**4.6.4.1 VFR Flight Plans.** The pilot in command shall ascertain that actual and forecast weather meets the criteria specified in paragraph 5.2.4 prior to filing a VFR flight plan.

**4.6.4.2 IFR Flight Plans.** Regardless of weather, IFR flight plans shall be filed and flown whenever practicable as a means of reducing midair collision potential. In any case, forecast meteorological conditions must meet the weather minimum criteria shown in Figure 4-1 for filing IFR flight plans and shall be based on the pilot's best judgment as to the runway that will be in use upon arrival. IFR flight plans may be filed for destination at which the forecasted weather is below the appropriate minimums provided a suitable alternate airfield is forecast to have at least 3,000-foot ceiling and 3-statute-mile visibility during the period 1 hour before ETA until 1 hour after ETA.



**4.6.4.3 Alternate Airfield.** An alternate airfield is required when the weather at the destination is forecast to be less than 3,000-foot ceiling and 3-statute-mile visibility during the period 1 hour before ETA until 1 hour after ETA.

**Note**

If an alternate airfield is required, it must have a published approach compatible with installed operable aircraft navigation equipment that can be flown without the use of two-way radio communication whenever either one of the following conditions is met:

- a. The destination lacks the above described approach.
- b. The forecasted weather at the alternate is below 3,000-foot ceiling and 3-statute-mile visibility during the period 1 hour before ETA until 1 hour after ETA.

**4.6.4.4 Icing and Thunderstorm Conditions.** Flights shall be planned to circumvent areas of forecast atmospheric icing and thunderstorm conditions whenever practicable.

**4.6.4.5 Severe Weather Watch Bulletins.** The National Weather Service Storm Prediction Center issues unscheduled Weather Watch (WW) bulletins as graphical advisories for the Continental United States whenever a high probability exists for severe weather. The Air Force also issues scheduled Military Weather Advisories (MWA) in graphical form for the same geographic areas. Both provide estimates of the potential for convective activity for a specific time period, will be provided to pilots or certified crewmembers upon request, and are included with all briefings. An Air Force MWA does not constitute a Storm Prediction Center WW. Except for operational necessity, emergencies, and flights involving all-weather research projects or weather reconnaissance, pilots shall not file into or through areas for which the Storm Prediction Center has issued a WW unless one of the following exceptions apply:

a. Storm development has not progressed as forecast for the planned route. In such situations:

- (1) VFR filing is permitted if existing and forecast weather for the planned route permits such flights.
- (2) IFR flight may be permitted if aircraft radar is installed and operative, thus permitting detection and avoidance of isolated thunderstorms.
- (3) IFR flight is permissible in positive control areas if VMC can be maintained, thus enabling aircraft to detect and avoid isolated thunderstorms.

b. Performance characteristics of the aircraft permit an en route flight altitude above existing or developing severe storms.

**Note**

It is not the intent to restrict flights within areas encompassed by or adjacent to a WW area unless storms have actually developed as forecast.

**4.6.5 Minimum Fuel Requirements**

**4.6.5.1 Fuel Planning.** All aircraft shall carry sufficient usable fuel, considering all meteorological factors and mission requirements as computed below:

- a. If alternate is not required, fuel to fly from takeoff to destination airfield, plus a reserve of 10 percent of planned fuel requirements.
- b. If alternate is required, fuel to fly from takeoff to the approach fix serving destination and thence to an alternate airfield, plus a reserve of 10 percent of planned fuel requirements.
- c. In no case shall the planned fuel reserve after final landing at destination or alternate airfield, if one is required, be less than that needed for 20 minutes of flight, computed as follows:
  - (1) Reciprocating engine-driven aircraft. Compute fuel consumption based on maximum endurance operation at normal cruise altitudes.

(2) Turbine-powered fixed-wing/tilt-rotor aircraft. Compute fuel consumption based on maximum endurance operation at 10,000 feet.

(3) Turbine-powered helicopters. Compute fuel consumption based on operation at planned flight altitude.

d. Minimum fuel reserve requirements for specific model aircraft shall be contained in the appropriate NATOPS manual.

**4.6.5.2 In-Flight Refueling.** Aircraft shall carry sufficient usable fuel to fly from takeoff point to air refueling control point(s) (ARCP), thence to a suitable recovery field in the event of an unsuccessful refueling attempt. In no case shall the fuel reserve at rendezvous point be less than 10 percent. For multiple in-flight refuelings, the aircraft must have the required reserve at each rendezvous point. After the last in-flight refueling is completed, the fuel reserve required for the remainder of the flight shall be in accordance with paragraph 4.6.5.1.

**4.6.5.3 Delays.** Any known or expected traffic delays shall be considered time en route when computing fuel reserves. If route or altitude assigned by air traffic control causes or will cause planned fuel reserves to be inadequate, the pilot shall inform ATC of the circumstances, and, if unable to obtain a satisfactory altitude or routing, alter destination accordingly.

#### **4.6.6 Weight and Balance Control**

**4.6.6.1 Requirements.** Requirements for aircraft weight and balance control are contained in the current NA-01-1B-40 weight and balance data and N0-01-1B-50 USN aircraft weight and balance control manuals. Maximum operating weights, restrictions, and center-of-gravity limitations are delineated in the applicable NATOPS manual.

**4.6.6.2 Responsibility.** With the exception of aircraft to be ferried, the responsibility for ensuring safe loading of Class 1A, 1B, and Class II aircraft is assigned to reporting custodians. The responsibility for safe loading of aircraft to be ferried rests with the activity preparing the aircraft for ferry movement.

**4.6.6.3 Filing.** By the signature on the DD-175, the pilot in command certifies that aircraft weight and center of gravity will be within safe limits at time of takeoff and remain so for the duration of the flight. Additionally, the pilot in command certifies that:

a. A completed weight and balance clearance form (DD 365-4) presented with the DD-175 represents the actual aircraft loading.

b. A completed DD 365-4 representing the actual aircraft loading is on file at the aircrafts home base.

**4.6.6.4 Records.** DD 365-4 originals shall be retained for a period of 3 months.

#### **4.7 CLOSING OF FLIGHT PLAN**

It is the responsibility of the pilot in command/formation leader to ensure that the proper agency is notified of flight termination.

**4.7.1 Military Installations.** At military installations, the pilot either shall verbally confirm the closing of the flight plan with tower or base operations personnel or deliver a copy of the flight plan form to base operations.

**4.7.2 Nonmilitary Installations.** At nonmilitary installations, the pilot shall close the flight plan with flight service through any means of communication available. Collect, long-distance telephone service may be used if required. When appropriate communication links are known or suspected not to exist at the point of intended landing, a predicted landing time in lieu of the actual landing shall be reported to an appropriate aeronautical facility while airborne.

#### **Note**

Cancellation of an instrument flight plan does not meet the requirement for closing out the flight plan. When a landing report has been properly delivered, the flight plan will be considered closed out.

## CHAPTER 5

# Flight Rules

### 5.1 GENERAL FLIGHT RULES

**5.1.1 Aircraft Lighting.** Except when the nature of operations requires different lighting displays (i.e., formation flight, aerial refueling, carrier operations, night vision device (NVD) operations, FCLP pattern, emergency signals, etc.) or the model aircraft configuration precludes compliance, the following rules shall apply.

#### Note

Flight operations with NVDs are specifically addressed in paragraph 5.7.

**5.1.1.1 Position Lights.** Standard position lights shall be displayed during the period 30 minutes before official sunset until 30 minutes after official sunrise or at any time when the prevailing visibility as seen from the cockpit is less than 3 statute miles. During these conditions, they shall be displayed:

- a. Immediately before engine start and anytime the engine(s) is running.
- b. When the aircraft is being towed unless the aircraft is otherwise illuminated.
- c. When an aircraft is parked and likely to cause a hazard unless the aircraft is otherwise illuminated or marked with obstruction lights.

**5.1.1.2 Anti-collision Lights.** Anti-collision lights shall be used immediately before engine start and at all times when the aircraft engine(s) is in operation, except when the use of such lights adversely affects ground operations (i.e., arming and dearming, refueling operations, etc.). They may be turned off during flight through clouds when the rotating light reflects into the cockpit. The use of green anti-collision lights for the specific purpose of identify-

ing airborne tankers is authorized, provided that standard position lights are also displayed.

**5.1.1.3 Landing/Taxi Lights.** The use of landing/ taxi lights is an effective means of illuminating surface hazards during taxi movements at night and alerting all concerned of an aircraft's presence/ position in flight. Landing/taxi lights should be utilized for all taxi movements ashore during the hours of darkness unless a taxi signalman is directing the aircraft. Use of those lights during landing approaches (both day and night) within class B, C, or D airspace is recommended when meteorological conditions permit.

#### Note

- Good judgment should be exercised to avoid blinding pilots of other aircraft that are either airborne or on the ground.
- Use of landing/taxi lights is recommended in areas of high bird concentration.

**5.1.1.4 Formation Flight Lighting.** To the extent necessary for safety, lighting configuration for formation flights may be varied according to aircraft model and mission requirements. Normally, all aircraft in the flight shall have external lights on and at least one aircraft in the flight shall have lights on bright and the anti-collision light on when aircraft lighting is required.

#### Note

Aircraft engaged in drug interdiction operations are granted relief from FAR 91.209(a) provided each operation is conducted using a dedicated on-board observer, electronic/radar equipment, or an observer in a spotter aircraft, all of which must be capable of detect-

ing the presence of other aircraft operating in proximity to the interdiction aircraft and alerting the pilot to those aircraft locations. Additionally, interdiction aircraft will be required to operate the aircraft position lights to the maximum extent possible when instructed by ATC and will be authorized to operate without lights only when necessary to avoid detection by illegal elements.

**5.1.2 Right-of-Way Between Single and Formations of Aircraft.** When a single naval aircraft is converging with an aircraft formation at approximately the same altitude (except head-on, or nearly so), the formation flight has the right of way. In other cases, the formation shall be considered as a single aircraft and the right-of-way rules of FAR 91.113 apply.

**5.1.3 Unusual Maneuvers Within Class B, C, or D Airspace.** Pilots shall not perform or request clearance to perform unusual maneuvers within class B, C, or D airspace if such maneuvers are not essential to the performance of the flight. ATC personnel are not permitted to approve a pilot's request or ask a pilot to perform such maneuvers. Unusual maneuvers include unnecessary low passes, unscheduled fly-bys, climbs at very steep angles, practice approaches to altitudes below specific minimums (unless a landing is to be made), or any so-called flat hatting wherein a flight is conducted at a low altitude and/or a high rate of speed for thrill purposes.

#### **5.1.4 Aircraft Speed**

**5.1.4.1 FAR 91.** To reduce midair collision hazards associated with high aircraft speeds at low altitudes, FAR, Part 91.117, imposes a maximum airspeed limitation of 250 knots indicated airspeed (KIAS) on all aircraft operating below 10,000 feet mean sea level (MSL) in airspace where FAR, Part 91, applies and a maximum of 200 KIAS for aircraft operating: (1) at or below 2,500 feet above the surface within 4 nm of the primary airport of a Class C or D airspace area, or (2) in the airspace underlying a Class B airspace area designated for an airport or in a VFR corridor designated through such a Class B airspace area. The regulation grants exception for operations that cannot safely be conducted at airspeeds less than the prescribed maximum airspeed. The FAA has authorized the DOD to exceed 250

KIAS below 10,000 feet MSL for certain military requirements.

#### **Note**

Aircraft engaged in drug interdiction operations are exempted from the general speed limit of 250 knots below 10,000 feet MSL. However, pilots of aircraft so involved are required to establish and maintain two-way radio communication with the tower prior to entering the class B, C, or D airspace and, unless otherwise authorized by ATC, avoid the traffic patterns for any airport in class B, C, or D airspace.

**5.1.4.2 Policy.** In accordance with FAA authorization, flight operations below 10,000 feet MSL at an indicated airspeed in excess of 250 knots are authorized under the following conditions:

- a. Within restricted areas.
- b. Within military operations areas.
- c. When operating on DOD/FAA mutually developed and published routes.
- d. When operating on DOD-developed and DOD-published VR routes. Such routes shall be established for specific missions and used only by designated units when the provisions of a through c above will not accommodate the required national defense mission. Routes shall be developed and published in accordance with DOD/FAA mutually developed criteria.
- e. When operating within large-scale exercises or on short-term special missions approved by commanders listed in paragraph 5.1.4.3. Such exercises or missions may be authorized provided that coordination is effected to ensure awareness on the part of the nonparticipating flying public.
- f. If the airspeed required or recommended in the aircraft NATOPS manual to maintain safe maneuverability is greater than the maximum speed described in FAR, Part 91.117, the aircraft may be operated at that speed. Where the required or recommended speed is given as a range, the lower part of the speed range consistent with good oper-

ating practice should be used. The primary purpose of this provision is to accommodate climbs, descents, and terminal area operations and shall not be used to circumvent the provisions of subparagraphs above. Under no circumstance will this safe maneuverability provision be construed as authorization for individual pilots or mission commanders to conduct other flights below 10,000 feet in excess of 250 knots.

**5.1.4.3 Approval Authority.** Approval Authority for 5.1.4.2e is as follows: CMC; COMNAVAIR-PAC; COMNAVAIRLANT; COMMARFORPAC; COMMARFORLANT; CNATRA; COMNAVAIRESFOR; CG FOURTH MAW; or COMNAVAIRSYSCOM, as appropriate. Such operations may be approved providing full consideration is given to mission requirements and the safety of non-participating aircraft. The above commanders must review and approve each route established in accordance with paragraphs 5.1.4.2c and 5.1.4.2d within respective areas of responsibility. Coordination will be effected with the appropriate NAVREP at the FAA Regional Office to ensure that notice to the aviation public is provided.

**Note**

When an altitude below 10,000 feet MSL is assigned to aircraft requiring a higher operating speed for safe maneuverability, as indicated in the NATOPS manual for that aircraft, the pilot shall notify the controlling ATC facility of that higher minimum speed.

**5.1.5 Special Use Airspace**

- a. When operating within Special Use Airspace (SUA), ATC Assigned Airspace (ATCAA), or altitude reservations (ALTRVs), flights shall be conducted under the prescribed operational area procedures appropriate to the airspace area and mission/operation. Procedures and separation standards may be contained in a letter of agreement between the FAA and the military, or other applicable military or FAA directives.
- b. Military Assumes Responsibility for Separation of Aircraft (MARSA) may be applied between military aircraft as specified by letter of agreement or other appropriate military and FAA documents.

However, MARSA may not be invoked by individual aircraft or between flights of aircraft.

**Note**

- It is of the utmost importance that aircraft operating independently or under the control of a ground, ship, or airborne controller remain within the specified vertical and horizontal limits of assigned airspace. Remaining within assigned airspace can only be achieved by maintaining a total awareness of details depicted in current charts, publications, and military directives, coupled with a continual assessment of the accuracy of the controlling agency's radar. It may be required to operate with self-imposed vertical and horizontal buffers to remain within assigned airspace.
- When operating in designated SUA, aircrews should be aware that civilian aircraft may not honor the existence of such areas, nor monitor radio frequencies to receive appropriate warning/advisories.

**5.1.6 Military Training Routes (MTRs)**

**5.1.6.1 General**

- a. MTRs have been developed to accommodate high-speed, low-level tactical training in excess of 250 KIAS. Operations shall be conducted at the minimum airspeed compatible with mission requirements. General information concerning MTRs is contained in OPNAVINST 3722.33 (FAA Order 7610.4, Special Military Operations). Specific route information is contained in FLIP AP/1B (Military Training Routes). Safety of flight is of prime consideration during all phases of low-altitude training.
- b. MTRs that include one or more segments above 1,500 feet AGL are identified by a three-digit identifier; those with no segment above 1,500 feet AGL are identified by four digits.
- c. Flight operations conducted along these routes or segments of these routes shall conform to the

direction of traffic flow indicated in the route description.

### **5.1.6.2 Preflight Planning**

a. Low-altitude, high-speed navigation training can be safely conducted by the execution of carefully planned flights. It is the responsibility of each crewmember to maintain professionalism in low-level operations and exercise a thorough knowledge of MTRs and operating constraints to ensure safe and meaningful training.

b. Low-level flying requires extensive preflight planning. A thorough review of FLIP AP/1B, temporary route advisories, Chart Updating Manual (CHUM), and Chart Updating Manual Supplement (CHUMSUPP) is essential to ensure flight safety and maximum training from each sortie. Check with the scheduling agency for unpublished restrictions and low-altitude charts for airspace restrictions.

c. A 1:500,000 scale chart, current tactical pilotage chart (TPC) or sectional aeronautical chart, should be used for flying low-level navigation.

d. Review the route corridor to identify all significant obstacles and high terrain. Note the avoidance criteria for airfields and the need to remain clear of published noise-sensitive areas.

e. Compute a route abort altitude. This altitude shall provide obstruction clearance. Aircrew must be aware of route structure.

### **5.1.6.3 Operating Procedures**

#### **5.1.6.3.1 General**

a. Unless otherwise delineated in a MTRs special operating procedures, aircrew shall avoid charted, uncontrolled airports by 3 nm or 1,500 feet.

b. Aircrew shall avoid Class B, C and D airspace.

c. Aircrew shall minimize disturbance to persons/property on the ground.

d. All route entries shall be accomplished at published entry/alternate entry points only.

e. Adherence to scheduled entry times provides for safe separation from other aircraft on the route or aircraft on conflicting/crossing routes.

f. Pilots shall be responsible for remaining within the confines of the published route width and altitude. If in an emergency it should become necessary to exceed the route parameters, the 250-knot speed restriction of FAR 91.117 applies.

#### **g. MTR Segment Transition**

(1) Pilots transitioning from one MTR segment to another segment with a lower minimum altitude must cross the fix defining the next leg no lower than the preceding segments minimum altitude. Example: "05 AGL B 15 AGL to "E" 02 AGL B 15 AGL to ..." indicates "E" must be crossed no lower than 500 feet AGL.

(2) Pilots transitioning from one MTR segment to another segment with a higher minimum altitude must cross the fix defining the next leg no lower than the subsequent segments minimum altitude. Example: "02 AGL B 15 AGL to "B" 10 AGL B 15 AGL to ..." indicates "B" must be crossed no lower than 1,000 feet AGL.

(3) Pilots transitioning from one MTR segment to another segment with a lower maximum altitude must cross the fix defining the next leg no higher than the subsequent segments maximum altitude. Example: "10 AGL B 60 MSL to "D" 02 AGL B 15 AGL to ..." indicates "D" must be crossed no higher than 1,500 feet AGL.

(4) Pilots transitioning from one MTR segment to another segment with a higher maximum altitude must cross the fix defining the next leg no higher than the preceding segments maximum altitude. Example: "10 AGL B 40MSL "B" 02 AGL B 70 MSL to ..." indicates "B" must be crossed no higher than 4,000 feet MSL.

h. Pilots shall be responsible for adhering to the provisions of FAR 91.119 (Minimum Safe Altitude, General).

i. All route exits shall be accomplished at published exit/alternate exit points only.

j. When exiting an MTR below 10,000 feet MSL, the flight shall comply with FAR 91.117 (Aircraft Speed).

### 5.1.6.3.2 IR Procedures

- a. All IFR Military Training Route (IR) operations shall be conducted on IFR flight plans.
- b. Pilots shall be responsible for obtaining a specific ATC entry clearance from the appropriate ATC facility prior to entering an IR route.
- c. Contour flight on IRs is outlined in FLIP AP/1B. Refer to Terrain Following Operation entry for applicable IR routes.
- d. Pilots shall be responsible for obtaining an IFR ATC exit clearance prior to exiting an IR route.

### 5.1.6.3.3 VR Procedures

- a. Flight plan requirements for VFR Military Training Route (VR) usage:
  - (1) Pilots departing on IFR clearances to fly VRs are required to file to the fix/radial/distance of their route entry/alternate entry point.
  - (2) Pilots transitioning to IFR upon exiting a VR are required to have on file a previously filed IFR flight plan from the appropriate fix/radial/distance of their exit point.
- b. Operations on VRs shall be conducted only when the weather is at or above VFR minimums except that:
  - (1) Flight visibility shall be 5 miles or more and
  - (2) Flights shall not be conducted below a ceiling of less than 3,000 feet AGL.
- c. For VR routes, the nearest Flight Service Station will be notified (255.4 MHz) by the pilot upon entering the route with: entry time, number/type aircraft, exit fix and estimated exit time.
- d. Pilots of aircraft operating on a VR route will adjust their transponder to code 4000 unless otherwise assigned by ATC.

### 5.1.6.4 Communication Failure

- a. If the failure occurs in VMC, or if VMC are encountered after the failure, each pilot shall con-

tinue the flight VFR and land as soon as practical. Refer to FAR 91.185b and DOD FLIP Flight Information Handbook.

- b. If the failure occurs in IMC or if paragraph a above cannot be complied with, each pilot shall:

- (1) Maintain to the exit/alternate exit point the higher of the following:

- (a) The minimum IFR altitude for each of the remaining route segment(s)

- (b) The highest altitude assigned in the last ATC clearance.

- (2) Depart the exit/alternate exit point at the altitude determined in (1) above, then climb/descend to the altitude filed in the flight plan for the remainder of the flight.

- c. Adjust transponder to reply on Mode 3/A Code 7600.

**5.1.6.5 Emergency.** If aircrews are unable, during an emergency, to continue on a VR or IR at the published altitude(s), they shall immediately squawk 7700 and contact the appropriate ATC facility.

#### Note

Climbing above the MTR structure may place aircraft in close proximity to airways traffic; caution is advised.

### 5.1.7 Flight Over the High Seas

- a. International law recognizes the right of aircraft of all nations to fly in airspace over the high seas. By convention, procedures for international flight are prescribed and certain nations have agreed to provide air traffic services in designated airspace over the high seas. Naval aircraft are operated in accordance with ICAO procedures presented in OPNAVINST 3770.4 (Use of Airspace by Military Aircraft and Firing Over the High Seas) and DOD FLIP General Planning, which address use of airspace by U.S. military aircraft and define due regard operations for military aircraft.

b. During flight operations at sea, tower or radar control by a ship, Fleet Area Control and Surveillance Facility (FACSFAC), or other suitable agency, shall be used to the maximum extent practicable. The degree of control shall be appropriate to the nature of the operation, classification of airspace, number of aircraft involved, and the requirement to coordinate aircraft ingress and egress to/from the operating area.

c. When operating offshore within domestic ARTCC boundaries, airspace of the Hawaiian Islands, and the San Juan Domestic Control Area, Navy policy is to use domestic air traffic control services and procedures to the maximum extent practicable consistent with mission requirements.

#### Note

When radar control of fixed-wing aircraft is being provided by a Navy ship or shore station in airspace managed by a FACSFAC, continuous two-way communication is required between that ship or shore station and the FACSFAC. Also the FACSFAC must maintain two-way communication with the appropriate FAA facility as required.

### 5.1.8 Supersonic Flight Operations

**5.1.8.1 General.** COs assigned aircraft capable of supersonic flight shall ensure that aircrews are thoroughly familiar with the shock wave phenomenon peculiar to supersonic flight. Serious damage, annoyance, and mental stress have resulted from sonic booms. It is incumbent on every pilot flying aircraft capable of generating sonic booms to reduce such disturbances and damage to the absolute minimum dictated by operational/training requirements.

**5.1.8.2 Policy.** Supersonic flight operations shall be strictly controlled and supervised by operational commanders. Supersonic flight over land or within 30 miles offshore shall be conducted in specifically designated areas. Such areas must be chosen to ensure minimum possibility of disturbance. As a general policy, sonic booms shall not be intentionally generated below 30,000 feet of altitude unless over water and more than 30 miles from inhabited land

areas or islands. Deviations from the foregoing general policy may be authorized only under one of the following:

- a. Tactical missions that require supersonic speeds
- b. Phases of formal training syllabus flights requiring supersonic speeds
- c. Research, test, and operational suitability test flights requiring supersonic speeds
- d. When specifically authorized by CNO for flight demonstration purposes.

### 5.1.8.3 Reports, Inquiries, and Investigations

a. The Department of the Navy must accept responsibility for restitution and payment of just claims for damage resulting from sonic booms determined to have been caused by naval aircraft. To assist in determining validity of claims, all supersonic flights conducted over the continental United States or within 50 miles offshore shall be logged as to time, date, location, speed, and altitude of occurrence and retained at the unit level for 24 months.

b. Section 0910f of the Manual of the Judge Advocate General (JAGINST 5800.7) provides information and instructions concerning investigations into sonic boom complaints and alleged damage claims.

### 5.1.9 Aerobatic Flight

**5.1.9.1 General.** CNO does not desire to discourage or curtail aerobatic training; however, it is of the utmost importance that aerobatic training be well regulated as to time, place, and conditions that enhance safety of flight.

**5.1.9.2 Aerobatic Flight Precautions.** Aerobatic flight maneuvers, as defined in the Glossary, shall not be performed:

- a. If prohibited by the NATOPS manual or other directives applicable to a particular model aircraft.



- b. Over any congested area of a city, town, or settlement;
- c. Over an open air assembly of persons;
- d. Within the lateral boundaries of the surface areas of Class B, Class C, Class D, or Class E airspace designated for an airport;
- e. Within 4 nautical miles of the centerline of any Federal airway;
- f. Below an altitude of 1,500 feet above the surface; or
- g. When flight visibility is less than 3 statute miles.

**5.1.9.3 Designated Aerobatics Areas.** Appropriate commanders shall establish and designate areas in which aerobatics may be performed in compliance with the above restrictions and, under FAR, Part 91.303, in airspace where FARs apply. Pilots are encouraged to conduct aerobatic flight within the limits of designated aerobatic areas whenever the assigned mission permits.

### 5.1.10 Simulated Air Combat Maneuvering (ACM) Training Rules

#### 5.1.10.1 General

- a. ACM is defined as the following:
  - (1) Aggressive three-dimensional maneuvering between two or more aircraft simulating offensive or defensive aerial combat where the potential for a role reversal exists.
  - (2) Defensive maneuvers or other combat avoidance maneuvers by one or more aircraft.

#### Note

Aerobatic maneuvers in accordance with NATOPS manuals on scheduled training flights approved by competent authority are not considered to be ACM. However, single aircraft practicing ACM maneuvers shall comply with the appropriate portions of the training rules (decks,

cloud clearance, area, g warmup, etc.).

Air intercepts, performed in accordance with NATOPS manuals or as prescribed by cognizant TYCOMs are not considered to be ACM. These intercepts will result in no more than 180 of turn by any aircraft postmerge and will be terminated prior to any potential role reversal.

#### Note

- The following maneuvers are considered to be ACM. This list should not be considered to be all inclusive.
  - (a) Neutral starts (to include butterfly starts)
  - (b) Offensive/defensive perches
  - (c) Scissors maneuvers (roller, flat, looping)
  - (d) Gun defenses
  - (e) Missile defenses to full blown engagements.
- The following maneuvers are not considered to be ACM. However, ACM flight leads should use prudent headwork to ensure that adequate separation from clouds can be maintained during any three-dimensional maneuvering:
  - (a) Snapshot drill (guns weave, weapons weave)
  - (b) Tail chase (heat-to-guns drill)
  - (c) Forward quarter missile defenses that are terminated at the merge.

b. ACM qualification proficiency requirements and a training syllabus shall be issued by COMNAVAIRLANT, COMNAVAIRPAC, COMNAVAIRESFOR, or CMC. Pilots and naval flight officers flying ejection seat aircraft shall complete out of control flight (OOCF)/spin training for currently assigned aircraft, as deemed appropriate by TYCOMs. Training flights shall be conducted un-

der a formal training syllabus under direct supervision of mature, experienced flight leaders and only after all participants have been thoroughly briefed on the conduct of the flight. Unscheduled and/or unbriefed simulated combat between naval aircraft or between naval aircraft and aircraft of any other service or registry is prohibited.

c. Pilots of naval aircraft shall not make simulated attacks on any aircraft that has troops or passengers embarked except as may be authorized by fleet commanders for exercises where coordinated and scheduled simulated attacks against military troop transport aircraft are desired for training purposes.

d. Squadron commanders will ensure that all participants are qualified and current in accordance with applicable directives in order to participate in ACM.

e. Prior to commencing ACM maneuvering, fixed-wing aircrews shall perform a “g” awareness maneuver. This maneuver shall consist of a total of 180 of turn and should be used to operationally check g-suits and to practice straining maneuvers up to an amount of g’s approaching the maximum amount anticipated on that particular flight.

f. If an aircrew experiences g loss of consciousness (GLOC) during any portion of the flight, the flight shall immediately terminate and that aircraft shall return to base.

g. Departure/spin recovery procedures shall be covered for all ACM participants during the pre-flight brief.

h. A face-to-face brief shall be conducted by ACM participants unless waived in accordance with applicable directives. As a minimum, one individual from each participating unit shall attend a face-to-face brief. In the event participating units are not collocated, a memorandum of understanding, a message or telephone brief, or a pre-exercise brief between units may satisfy this requirement.

### **5.1.10.2 ACM Training**

a. The nature of ACM demands that pilots be thoroughly familiar with the performance capabilities and limitations of the aircraft being flown. Rapid changes in heading, altitude, and the wide

range of velocities generated greatly increase the possibility of collisions between aircraft. ACM must be closely supervised and training rules (TR) (formerly rules of engagement) applied that will provide a high degree of safety for all concerned.

b. Such training shall be conducted in airspace as nearly free from other aircraft as practicable. It shall be conducted only in designated warning/restricted areas, in controlled airspace as assigned by ATC, or in other designated areas where safe separation from non-participants can be maintained. As a minimum, designated ACM areas shall be clear of Federal airways, Class B, C, or D airspace, and other areas of traffic congestion unless established under a letter of agreement with the FAA or host nation. TYCOMs or officers in tactical command (OTCs), when deployed, shall designate ACM training areas and establish procedures to ensure that entering flights are aware of the existence of other scheduled flights operating there.

c. The ACM training rules set forth here are minimum requirements. Supplementary directives shall be issued as required by responsible commanders delineating syllabus contents, proficiency levels required, communication procedures, safety precautions, and other applicable areas of concern.

**5.1.10.3 ACM Training Rules.** The following rules are intended to provide guidance for conducting safe, accident-free ACM training:

a. Always assume the other aircraft does not see you.

b. Aircraft will maneuver to maintain at least 500 feet of separation from all other aircraft during engagements, including aircraft within the same division/section.

c. During a forward quarter or head-on pass (track crossing angle greater than 135), both aircraft will maintain the established trend. Where no established trend exists, each aircraft will give way to the right to create a left-to-left pass. When operating on the same radio frequency, aircrew should broadcast their own intentions if the direction of pass is in doubt. When operating on dual frequencies, exaggerate aircraft movements to ensure that the other aircraft recognizes your intentions.

d. The “up-sun” aircraft has responsibility for maintaining flight separation. If the up-sun aircraft loses sight, it will broadcast lost sight and maintain a predictable course. If the “down-sun” aircraft loses sight, it will break off the attack, lag the up-sun aircraft, and broadcast that it has lost sight. If the up-sun aircraft still has sight of the down-sun aircraft and safe separation can be maintained, the up-sun aircraft must immediately broadcast “continue”, otherwise a knock-it-off will be initiated.

e. An aircraft pursuing another aircraft in a descent shall monitor the defensive aircraft’s altitude/attitude and break off the attack with a turn away prior to either aircraft descending through the applicable altitude deck based on airspeed and angle of attack.

f. Nose-high aircraft on converging flightpaths shall deconflict with the higher nose attitude aircraft going high unless unable because of energy state or aircraft performance. The low or nose-low aircraft has the responsibility for maintaining flight separation.

g. A lead turn conducted while on converging flightpaths that causes the attacking aircraft to lose sight is prohibited.

h. With an offensive aircraft approaching gun parameters, defensive aircraft shall not dispense flares as part of a gun defense or as a distraction.

i. Fixed wing versus fixed-wing TR:

(1) All fixed-wing, forward-quarter missile attacks (attempts to obtain AIM-9 tone rise or self-track from boresight, or attempts to obtain a radar lock from boresight) within 20 of the targets nose shall be broken off at a minimum of 9,000 feet. Inside 9,000 feet, the pilots undivided attention shall first be devoted to maintaining flight separation. Inside 9,000 feet, off-boresight missile attacks may be prosecuted down to missile minimum range provided that flight separation has already been established.

(2) Fixed-wing gun attacks will be broken off at a minimum of 1,000 feet so as not to pass any closer than 500 feet to the defensive aircraft.

Gun attacks in excess of 135 track crossing angle (approaching head-on) are prohibited.

j. Fixed wing versus helicopter TR:

(1) All aircrew shall have completed initial low-altitude flight training as outlined by appropriate COMNAVAIRPAC, COMNAVAIRLANT, COMNAVAIRESFOR, or CMC directives.

(2) Supersonic flight is not authorized.

(3) If aircraft lose sight, they will disengage. Fixed-wing aircraft will climb to at least 3,000 feet AGL. Helicopters will climb to at least 300 feet AGL.

(4) Fixed-wing gun attacks will be broken off at a minimum of 1,000 feet.

k. Helicopter versus helicopter TR:

(1) All aircrew shall have completed initial low-altitude flight training as outlined by appropriate COMNAVAIRPAC, COMNAVAIRLANT, COMNAVAIRESFOR, or CMC directives.

(2) During prebriefed tail chase maneuvers, aircraft will maintain a minimum of 200 feet of separation.

(3) An engagement shall be terminated if all aircrews unintentionally lose sight of each other. The engagement will not be resumed until all participants have reacquired each other.

(4) No close range helicopter engagement will involve more than two 360 turns.

(5) Pilots should not attempt to counter an adversary’s altitude advantage with erratic or excessive climbing maneuvers.

(6) Astern gun attacks will be broken off at a minimum of 500 feet.

**5.1.10.4 ACM Communication Requirements.** To facilitate positive control of aircraft and provide adequate safety measures, the following shall apply for the conduct of flights involving ACM training:

- a. All aircraft participating in ACM must have two-way radio communication. All multiplace aircraft must have an operable intercommunication system (ICS).
- b. Guard frequency will be monitored throughout all engagements.
- c. A single aircraft engaging another single aircraft will monitor a common radio frequency.
- d. Multiple flights:

(1) Flights of two or more aircraft engaging another flight of one or more aircraft may operate on assigned separate frequencies using either of the following control measures: each flight is under positive radar control of separate controllers and a senior air director (SAD) in the supervisory role is monitoring both frequencies, or each flight is under the positive control of separate range training officers (RTOs) or a tactical aircrew combat training system (TACTS) instrumented range. When a potentially dangerous situation develops, a call to "Knock it off"/terminate shall be relayed by the SAD or RTO on both frequencies. TYCOMs can waive this restriction as requirements dictate.

(2) Dual-radio-equipped aircraft may elect to use a discrete intraflight frequency without separate GCI/TACTS control provided one radio is used to monitor the opposing section frequency.

- e. Any no-radio (NORDO) aircraft will rock its wings and assume 1g flight to signal loss of communication. Should an aircraft rock its wings or assume a wings-level 1g condition during an encounter, that engagement shall be terminated.
- f. Should any aircrewman observe an unsafe or potentially dangerous situation developing, he/she shall announce it by transmitting, Knock it off/terminate, and shall maneuver appropriately to terminate the engagement.

**5.1.10.5 ACM Weather Criteria.** All ACM engagements shall be conducted in daylight VMC using the following criteria:

- a. ACM will not be conducted into or through an overcast or undercast.

- b. The top of the undercast or broken cloud layer is the simulated ground level.

- c. Fixed wing versus fixed wing:

(1) ACM shall be conducted with at least 2,000 feet vertical and 1-nm horizontal separation from clouds at all times.

(2) Five miles minimum visibility with a defined horizon.

- d. Fixed wing versus helicopter:

(1) ACM shall be conducted with a minimum ceiling of 3,000 feet above ground level (AGL).

(2) Five miles minimum visibility with a defined horizon.

- e. Helicopter versus helicopter:

(1) ACM shall be conducted with a minimum ceiling of 1,000 feet AGL.

(2) Three miles minimum visibility with defined horizon.

**5.1.10.6 Fixed Wing Versus Fixed-Wing ACM Altitude Restrictions.** To ensure standardization and provide an adequate margin of safety, the following restrictions shall apply:

a. No sustained maneuvering shall occur below a 5,000-foot hard deck above the terrain or undercast (e.g., over 4,000-foot terrain or a 4,000-foot undercast, the hard deck shall be adjusted to 9,000 feet). If the terrain or undercast is not of uniform height in the area of engagement, the deck shall be adjusted to reflect the highest terrain/undercast. Aircrew should also brief that visual altitude and attitude cues will not be accurate under these circumstances.

b. High angle of attack (AOA)/slow-speed maneuvering shall be terminated passing through 10,000 feet AGL (soft deck). If the 5,000-foot AGL hard deck has been raised because of an undercast, high AOA/slow speed shall be raised and maneuvering shall be terminated at the appropriate altitude AGL (i.e., with a 4,000-foot AGL undercast, the hard deck shall be 9,000 feet AGL and the soft deck shall be 14,000 feet AGL). An aggressive, nose

low, out of plane gun defense maneuver to defeat an attackers gun solution shall not be executed below the soft deck.

**WARNING**

c. Offensive and defensive maneuvering below the 5,000-foot deck shall be conducted in accordance with the following:

(1) For aircrews not low-altitude-flight-training qualified and current in accordance with appropriate service directives, the minimum altitude shall be 500 feet AGL.

(2) For aircrews low-altitude-flight-training qualified and current in accordance with appropriate service directives, the minimum altitude shall be 200 feet AGL.

(3) Functional wing/operational/group commanders may request waivers from such minimum altitudes from COMNAVAIRLANT, COMNAVAIRPAC, COMNAVAIRESFOR, or CMC as appropriate.

(4) When an offensive/defensive relationship is established, the defensive aircraft will react with a wing rock, an extension or separation maneuver, or the continuation of a level or climbing defensive turn of not more than 180 as measured from the heading at the beginning of the turn. The engagement shall also be terminated if a role reversal occurs.

(5) When during the initial maneuvering neither aircraft can be assessed as defensive, the engagement will be terminated when any aircraft has turned a maximum of 180 as measured from the heading at the beginning of the maneuvering.

(6) If the attacking aircraft's initial conversion turn is undetected, the engagement needs not to be terminated until the defensive aircraft reacts and turns a maximum of 180.

(7) If a low-flying, fixed-wing aircraft wishes to maneuver in excess of 180 of turn, the initial turn shall be made so as to carry the pilot above the 5,000-foot deck. Once above 5,000 feet, ACM will only be continued if each aircraft meets the appropriate airspeed and AOA requirement for ACM below the soft deck. Any aircraft not meeting those requirements will terminate ACM.

The flightpath behind a low-flying aircraft, co-altitude, should be avoided because of the effects of wake turbulence, jet or propeller wash, and the possibility of ordnance release. In addition, extended maneuvering precipitated by defensive reactions to repeated attacks can result in a depleted energy state such that continued maneuvers are unsafe because of ground proximity.

**5.1.10.7 Fixed Wing Versus Helicopter and Helicopter Versus Helicopter ACM Altitude Restrictions**

a. No fixed-wing (F/W) high AOA/slow-speed maneuvering below 10,000 feet AGL is allowed.

b. The following are the minimum altitudes for aircraft by type engagement:

(1) Helicopter versus helicopter - 100 feet AGL both aircraft.

(2) Helicopter versus F/W (low attack angle 0 to 10) - 100 feet AGL, 500 feet AGL respectively.

(3) Helicopter versus F/W (high attack angle greater than 10) - 100 feet AGL, 1,000 feet AGL respectively.

**5.1.10.8 Fixed Wing Versus Fixed-Wing ACM and Ground Attack Interface.**

The following additional ACM related rules apply to multimission and composite force training where ground attack and escort aircraft may come under attack:

a. Aggressor aircrew will be briefed on target location for any ordnance drops. The briefing will include planned weapon delivery maneuvers and type ordnance, as appropriate. Aggressors shall break off an attack on strike aircraft below 10,000 feet AGL at a minimum of 3 nm prior to the designated target area. In no case will strike aircraft be attacked while executing an ordnance delivery maneuver.

b. Aircraft carrying live external A/G ordnance shall not engage in ACM. A wing rock or a defensive hard turn, not to exceed 180, may be made to acknowledge an attack. Aircraft carrying inert ordnance (including captive carry air-to-ground missiles) may engage in ACM at the discretion of the squadron CO based on weight/drag and specific aircraft performance.

c. Aggressor aircraft will discontinue attack on a strike/escort aircraft following the strike/escort aircrafts wing rock or defensive turn (maximum of 180).

d. “Knock it off” means that all participating elements in an exercise will cease maneuvering. Terminate applies to individual elements or engagements within an overall exercise and means the individual units involved in a localized engagement will cease maneuvering for that particular engagement without knocking off the entire exercise. After terminating a localized engagement, the affected aircraft are free to pursue additional missions within the exercise in accordance with pre-briefed instructions. Knock it off calls shall be acknowledged via UHF radio calls by all participating pilots using individual call signs.

#### 5.1.10.9 Termination of ACM Engagements

a. ACM shall cease when:

- (1) Any training rule is violated.
- (2) “Knock it off/terminate” is called by any aircrew or controller.
- (3) Any dangerous situation develops or there is a loss of situational awareness.
- (4) Any out-of-control flight situation develops.
- (5) Radio failure by any aircraft.
- (6) Bingo fuel state is reached.
- (7) Training objectives have been accomplished.
- (8) An unbriefed aircraft enters the engagement area and is detrimental to flight safety.
- (9) When an aircraft rocks its wings (fixed or rotary).

b. At the completion of engagement, aircraft shall maneuver appropriately to deconflict with all other aircraft and should extend beyond visual range prior to any reattack, consistent with the briefed training objectives. The intent is to prevent visual repositioning and repeated attacks against defending aircraft that are pursuing a different mission.

c. All ACM participants have responsibility for termination of ACM training engagements when a dangerous or rapidly deteriorating situation is recognized.

**WARNING**

High midair collision potential exists following “Knock it off” calls.

#### 5.1.11 Simulated Instrument Flight

**5.1.11.1 Chase Aircraft Requirement.** A chase aircraft shall be used for all simulated instrument flight in single-piloted aircraft when a vision restricting device is being used. A chase plane shall also be required for simulated instrument flight in multipiloted aircraft if adequate cockpit visual lookout cannot be maintained. Visual lookout is considered adequate:

a. For side-by-side seating configurations, when two crewmen in addition to and having positive communication with the pilot are aboard. One crewman must be in a suitable position to monitor the flight instruments and both crewmen together must be able to clear the aircraft from potential midair collision hazards.

b. For tandem seating configurations, when the vision-restricting device is being used only in the rear seat.

**5.1.11.2 Chase Aircraft Position and Communication.** The chase plane should fly in a position 500 feet aft and 500 feet to either side of the aircraft being chased so as to ensure clearance in all quadrants. Positive communication must be main-

tained at all times between the two aircraft and any controlling agency. If communication is lost, the pilot practicing simulated instruments shall immediately go contact and remain contact until positive communication is reestablished.

**5.1.11.3 Altitude Limitations.** Pilots of single-seat aircraft may not use a vision restricting device below 1,000 feet AGL except on a precision approach. The vision restricting device may be used down to 500 feet AGL. In single-piloted aircraft, with dual sets of flight controls and in multipiloted aircraft, a vision restricting device may be used by one pilot for simulated instrument takeoffs and down to minimums for the approach being flown, provided the other pilot is NATOPS qualified in model. Helicopters equipped with automatic hover equipment are specifically waived from simulated instrument altitude restrictions during low level ASW/ SAR training, provided the pilot not on the controls is NATOPS qualified in model.

## 5.1.12 Formation Flying

**5.1.12.1 General.** Formation flying is authorized only for units and types of aircraft for which a valid requirement exists. Appropriate commanders shall ensure issuance of and adherence to specific instructions and standard operating procedures for all aspects of formation flying.

**5.1.12.2 Preflight.** The formation leader shall execute one flight plan for the entire formation and shall:

- a. Sign the flight plan form as pilot in command.
- b. Ensure that all pilots are briefed on en route weather and navigational aids.
- c. Ensure that each pilot holds a valid instrument rating if any portion of flight is to be conducted under IMC.
- d. Ensure that a flight leader formation brief is conducted to include, but not to be limited to, loss of sight, lost communication, inadvertent IMC, and emergency procedures.
- e. Ensure that necessary maps, charts, and publications are in the possession of each pilot.
- f. Ensure that formation integrity is maintained in flight.

**5.1.12.3 Formation Takeoffs.** Section takeoffs for fixed-wing aircraft of similar performance are authorized only for units and types of aircraft whose military missions require formation flying, including essential pilot training. On ground roll, safe lateral separation shall be maintained (in event of blown tire, aborted takeoff, etc.) with leading aircraft on downwind side (if crosswind exists). Differences in flying characteristics, especially stall speeds because of gross weight and/or configuration, shall be considered.

### Note

Lateral separation for required minimum interval takeoff (MITO) shall be governed by local directives.

**5.1.12.4 Instrument Departures.** Two-plane formation for subsequent flight into instrument conditions is authorized provided the weather (ceiling and visibility) is at or above the published circling minimums for the runway in use. In the event a circling approach is not authorized, ceiling and visibility must be at least 1,000 feet and 3 statute miles.

**5.1.12.4.1 Radar Trail Departures.** For aircraft equipped with operable air-to-air radar capability, formations of up to four aircraft are authorized to depart as a nonstandard formation (radar trail departure) when existing weather conditions are other than prescribed in paragraph 5.1.12.4 and that nonstandard formation has been approved by the ATC Facility responsible for providing instrument separation (i.e., departure control, ARTCC).

## 5.1.12.5 Joining Formations

- a. Unless specifically ordered, a single aircraft shall not join a formation in the air. One formation shall not join another formation. The order for joining formation in the air shall be given prior to takeoff of the aircraft concerned or by radio, and the leader of the formation to be joined shall be informed that the order has been given. Exceptions to this paragraph may be made when the leader of a formation signals another aircraft to join the formation.
- b. When about to join a formation, the pilot of a single aircraft or leader of other formations shall

approach their formation position from a safe altitude and from the side. They shall not take their final position until their presence has been acknowledged by the leader of the formation to be joined.

c. Whenever a lead change is required in a formation of two or more aircraft, it will be accomplished in an unambiguous manner. Pilots shall ensure that both aircraft exchanging the lead are aware of the change through positive acknowledgment by visual signals or voice transmissions.

#### **5.1.12.6 Approach Criteria for Aircraft in Formation**

a. Instrument approaches with or without intent to land in IMC by formations of more than two aircraft are not authorized. Penetration of IMC to obtain VMC by formations of more than two aircraft is authorized.

b. Formation flights shall not commence an instrument approach when the reported weather is less than circling minimums for the runway in use. In the event a circling approach is not authorized, the ceiling and visibility must be at least 1,000 feet and 3 statute miles. Once an approach has been commenced, leaders may, at their discretion, continue the approach in formation to the minimums prescribed in paragraph 5.3.4 for the type aircraft being flown.

c. Whenever feasible, aircraft making section instrument penetrations/approaches should transition to landing configuration above the overcast whenever existing weather is below VFR minimums. Aircraft in formation shall not obtain interval by slowing to less than normal approach speed by "S" turning. If safe landing interval cannot otherwise be obtained, a waveoff shall be executed. When landing interval will result in two or more aircraft on the runway at the same time, staggered landings on alternate sides of the runway shall be made. When crosswind conditions dictate or when centerline landings are preferred, landing interval shall be the same as that required for aircraft proceeding independently.

d. Formation approaches by aircraft of markedly different approach performance characteristics are not recommended.

e. Formation touch-and-go landings are prohibited.

**5.1.12.7 Dissimilar Formation Flight.** Pilots involved should perform a preflight brief delineating all aspects of the pending formation flight. Items to be briefed in addition to those identified above shall include items peculiar to either aircraft community (e.g., limitations/capabilities/hazards affecting the flight/ rendezvous/joinup/separation).

**5.1.12.8 Unplanned Formation Flight.** In the event unscheduled formation flight becomes necessary, every attempt shall be made by the aircrew involved to conduct a sufficient in-flight brief prior to joinup.

### **5.2 VISUAL FLIGHT RULES PROCEDURES**

**5.2.1 Compliance With Directives.** The pilot in command shall ascertain that the contemplated flight can be conducted in accordance with the visual flight requirements of FAR, other governing regulations, and flight rules set forth in this instruction. Visual meteorological conditions are the flight weather conditions that permit military aircraft operations under VFR. If weather conditions are not VMC, military aircraft operations must be either under special VFR or IFR (excluding special military operations).

**5.2.2 Judgment.** Although the choice of flight rules to be followed is normally dictated by weather and mission considerations, sound judgment plays a most important role. There are occasions when VFR may be legally followed by applying the appropriate visibility and cloud clearance criteria. That prerogative should be exercised with reasonable restraint. The established weather criteria are minimums. The pilot should allow a greater margin of safety when operational requirements permit, particularly in terminal areas or when reduced visibility or cloud conditions make flight under VFR questionable. Pilots shall file and retain an IFR clearance to the maximum extent practicable consistent with mission accomplishment. (See paragraphs 5.3.1 and 6.4.)

**5.2.3 See and Avoid.** The see-and-avoid concept applies to visual flight conditions, thus eliminating the need for specific route clearance from ATC agencies under most circumstances. Since pilots are



responsible for their own separation from other aircraft, conditions must exist that permit ample opportunity to see and avoid other air traffic and maintain obstruction clearance. The following measures shall serve as additional precautions when separation is maintained through the see-and-avoid concept, provided no degradation of the assigned mission will result.

- a. Excepting single-seat aircraft, electronic equipment such as airborne radar should be used where feasible.
- b. Where available, radar advisory service shall be requested especially when VFR flight is required through high-density traffic areas.

**5.2.4 Weather Minimums.** Within airspace where FAR, Part 91, pertains, cloud clearance and visibility minimums shown in Figure 5-1 shall prevail throughout a VFR flight. In addition, ceiling and visibility minimums within Class B, C, D, or E surface areas must be at least 1,000 feet and 3 statute miles. If more stringent VFR minimums have been established for the point of departure or destination, as noted in the supplementary airport remarks section of the DOD FLIP AP/1, AP/2, AP/3, or AP/4 then ceiling and visibility must be at or above those minimums in the applicable Class B, C, D, or E surface area. Existing and forecast weather must be such as to permit VFR operations for the entire duration of the flight. Destination weather shall be at least 1,000-foot ceiling and 3-statute mile visibility (or such higher minimums as noted in the supplementary airport remarks section of the DOD FLIP AP/1, AP/2, AP/3, or AP/4) and forecast to remain at or above those minimums during the period 1 hour before ETA until 1 hour after ETA. Exceptions to the minimums are as follows:

- a. Deviations under FAR 91.157, Special VFR Weather Minimums, are permitted except at those airports where special VFR is not authorized in fixed-wing aircraft. For special VFR within controlled airspace, the pilot must obtain authorization from air traffic control; ceiling must be a minimum of 500 feet; visibility must be a minimum of 1 statute mile; aircraft must remain clear of clouds, and (except for CNATRA helicopter operations) the pilot and aircraft must be certified for instrument flight. Aviation commanding officers in the chain of command may authorize tilt-rotors in helicopter

conversion mode and helicopter special VFR flights in conditions below 500 feet/1 mile for missions of operational necessity. The authority granted by this paragraph shall not be delegated.

- b. Outside of controlled airspace, tilt-rotors in helicopter conversion mode and helicopters may be operated below 1,200 feet AGL, clear of clouds, when the visibility is less than 1 statute mile if operated at a speed that allows the pilot adequate opportunity to see and avoid other air traffic and maintain obstacle clearance.

#### Note

FLIP General Planning, Chapter 6 (International Rules and Procedures), outlines the general flight rules for operation of military aircraft in airspace where FAR 91 does not apply.

**5.2.5 Weather Conditions Precluding VFR Flight.** When weather conditions encountered en route preclude compliance with visual flight rules, the pilot in command shall take appropriate action as follows to:

- a. Alter route of flight so as to continue under VFR conditions or
- b. Remain in VFR conditions until a change of flight plan is filed and IFR clearance obtained or
- c. Remain in VFR conditions and land at a suitable alternate.

#### 5.2.6 Additional Requirements

- a. Except when necessary for takeoff and landing or when the mission of the flight requires otherwise, flights in fixed-wing aircraft shall not be conducted below an altitude of 500 feet above the terrain or surface of the water.
- b. For aircraft to operate on a VFR clearance above broken clouds or an overcast, climb to and descent from such on top flight shall be made in accordance with VFR and aircraft shall be equipped and pilots qualified for instrument flight.
- c. A simulated instrument approach to an airport for which an approved instrument approach exists

AIRSPACE	FLIGHT VISIBILITY	DISTANCE FROM CLOUDS
CLASS A	NOT APPLICABLE	NOT APPLICABLE
CLASS B	3 STATUTE MILES	CLEAR OF CLOUDS
CLASS C	3 STATUTE MILES	500 FEET BELOW 1,000 FEET ABOVE 2,000 FEET HORIZONTAL
CLASS D	3 STATUTE MILES	500 FEET BELOW 1,000 FEET ABOVE 2,000 FEET HORIZONTAL
<u>CLASS E</u> LESS THAN 10,000 FEET MSL  AT OR ABOVE 10,000 MSL	3 STATUTE MILES  5 STATUTE MILES	500 FEET BELOW 1,000 FEET ABOVE 2,000 FEET HORIZONTAL  1,000 FEET BELOW 1,000 FEET ABOVE 1 STATUTE MILE HORIZONTAL
<u>CLASS G</u> 1,200 FEET OR LESS ABOVE THE SURFACE (REGARDLESS OF MSL ALTITUDE)  DAY, EXCEPT AS PROVIDED IN §91.155(b)  NIGHT, EXCEPT AS PROVIDED IN §91.155(b)	1 STATUTE MILES  3 STATUTE MILES	CLEAR OF CLOUDS  500 FEET BELOW 1,000 FEET ABOVE 2,000 FEET HORIZONTAL
MORE THAN 1,200 FEET ABOVE THE SURFACE BUT LESS THAN 10,000 FEET MSL  DAY	1 STATUTE MILES	500 FEET BELOW 1,000 FEET ABOVE 2,000 FEET HORIZONTAL
NIGHT	3 STATUTE MILES	500 FEET BELOW 1,000 FEET ABOVE 2,000 FEET HORIZONTAL
MORE THAN 1,200 FEET ABOVE THE SURFACE AND AT OR ABOVE 10,000 FEET MSL	5 STATUTE MILES	1,000 FEET BELOW 1,000 FEET ABOVE 1 STATUTE MILE HORIZONTAL

Figure 5-1. Basic VFR Flight Minimums

shall not be commenced until prior approval has been obtained from the appropriate approach control or, in the case of nonapproach control locations, the airport traffic control tower. At non-tower airports, the associated flight service station, if applicable, shall be notified of the simulated instrument approach.

### 5.3 INSTRUMENT FLIGHT RULES AND POSITIVE CONTROL PROCEDURES

#### 5.3.1 General Requirements

**5.3.1.1 IFR Filing and Positive Control.** To decrease the probability of midair collisions, all flights in naval aircraft shall be conducted in accordance with IFR to the maximum extent practicable. This shall include all point-to-point and round-robin flights using Federal airways and other flights or portions thereof, such as flights to and from target or operating areas accessible through IFR filing. All other flights shall be conducted under positive control to the maximum extent possible. This shall apply in the following areas:

- a. In the airspace over the United States and adjacent coastal waters within the 12-mile limit.
- b. Within offshore operating areas of CONUS and Alaska outward to the limit of the domestic Air Route Traffic Control Center (ARTCC), airspace in the Hawaiian Islands, and in the San Juan Domestic Control Area.
- c. Airspace in the vicinity of other U.S. territories and overseas airfields as prescribed by local area commander policies.

#### Note

- Commanding officers shall ensure compliance with the intent and spirit of this requirement and shall scrutinize all flight operations as to mission and purpose to assure they are conducted in accordance with IFR or positive control to the maximum extent practicable without mission degradation.
- Global positioning system (GPS) shall not be used as the means of navigation to file or fly in the National Airspace Sys-

tem unless that aircraft has been certified for GPS use in the National Airspace System.

- Aircrew operating in visual conditions under IFR should be aware that they are in a see and avoid environment. ATC provides separation only from other IFR aircraft.

**5.3.1.2 Waiving IFR Requirement.** Where VFR conditions exist, pilots may waive this requirement for specific flights when necessary to circumnavigate or otherwise avoid severe weather or when dictated by an in-flight emergency.

**5.3.1.3 ATC Clearance Requirement.** Flights shall not be made in IFR conditions within controlled airspace until an ATC clearance has been obtained.

**5.3.1.4 Instrument or Composite Flight Plan.** An instrument or composite (VFR/IFR) flight plan shall be filed for all flights that may reasonably expect to encounter in-flight IFR conditions during any portion of the planned route. The VFR portion of the flight shall meet VFR criteria set forth in paragraph 5.2.

**5.3.1.5 Compliance With Directives.** The pilot in command shall ascertain that the clearance requested is in accordance with the instrument flight requirements of FAR, other governing regulations, and flight rules set forth in this instruction.

#### 5.3.1.6 Minimum Altitude

- a. When out of controlled airspace and only when the mission of the flight requires otherwise, an aircraft shall not be flown less than 1,000 feet above the highest terrain, surface of the water, or obstacle within 22 miles of the intended line of flight.
- b. When out of controlled airspace and over designated mountainous terrain, as shown in appropriate DOD FLIPs, an aircraft shall not be flown less than 2,000 feet above the highest terrain or obstacle within 22 miles of the intended line of flight.
- c. In controlled airspace, an aircraft shall not be flown at less than the minimum en route altitude or the altitude specified by the agency exercising control over the airspace concerned when operating in IFR conditions.

d. Authorized missions may be flown at lower altitudes than specified above when operating on published IFR military training routes (IRs) that have been developed in accordance with OPNAVINST 3722.33 (FAA Order 7610.4, Special Military Operations).

**5.3.2 Aircraft Equipment Requirements.** Pre-flight procedures will be established and monitored to assure that communication, navigation, and identification equipments required for the flight are operative at takeoff. Preflight/in-flight malfunctions of such equipment shall be construed as adequate cause to cancel/ abort missions other than those of operational necessity. The pilot shall ensure that ATC is advised of any limitations of the pilot's aircraft and equipment that will necessitate special handling.

### 5.3.2.1 Instrument Flight Equipment

a. The pitot heater and all vacuum pressure or electrical sources for the pilot flight instruments must operate satisfactorily.

b. The aircraft shall be equipped with the following instruments in proper operating condition:

- (1) Airspeed indicator
- (2) Altimeter
- (3) Turn-and-slip indicator
- (4) A clock displaying hours, minutes, and seconds with a sweep-second pointer or digital readout
- (5) Attitude indicator
- (6) Magnetic compass with current calibration card
- (7) Heading indicator or gyro-stabilized magnetic compass
- (8) Vertical speed indicator.

c. Aircraft shall be equipped with deicing or icing control equipment for sustained or continuous flight in known or forecast icing conditions.

d. Navigation lights must operate satisfactorily.

### 5.3.2.2 Communication, Navigation, Identification (CNI) Equipment

a. The aircraft shall have two-way radio communication equipment and operating navigation equipment required for the en route and approach navigation aids to be used and on which the clearance is predicated.

b. Pilots planning to operate in or through areas that require special communication frequencies shall ensure that the frequencies are available in the aircraft.

c. A functioning radar beacon transponder is required for flight in airspace where FAR specify such equipment.

d. When operating with a servoed altimeter below FL 180, use either the STANDBY or RESET mode and use only the RESET mode when operating above FL 180.

e. Any GPS receiver may be used as an aid to visual navigation only.

#### Note

- Current military GPS avionics have neither an integrity monitoring capability nor a navigation waypoint database. Therefore, current military GPS is not authorized for supplemental, primary, or sole means of air navigation for instrument flight in controlled airspace. Commercial FAA approved GPS naval aircraft integration is authorized for use up to the level of navigation approved by the FAA. Specific procedures are contained in appropriate NATOPS manuals.
- Navigation with handheld receivers during instrument conditions is prohibited.

**5.3.2.3 Instrument Navigation Packet.** The following items constitute the minimum required articles to be included in instrument navigation packets. Additional items may be included when required by local operating procedures.

- a. Appropriate FLIPs
- b. Navigation computer

- c. Navigation flight log forms
- d. Appropriate aeronautical charts.

### 5.3.3 Instrument Departures

#### 5.3.3.1 Takeoff Minimums

- a. Special instrument rating - No takeoff ceiling or visibility minimums apply. Takeoff shall depend on the judgment of the pilot and urgency of flights.
- b. Standard instrument rating - Published minimums for the available non-precision approach, but not less than 300-foot ceiling and 1-statute mile visibility. When a precision approach compatible with installed and operable aircraft equipment is available, with published minimums less than 300/1, takeoff is authorized provided the weather is at least equal to the precision approach minimums for the landing runway in use, but in no case when the weather is less than 200-foot ceiling and 1/2-statute-mile visibility/ 2,400-foot runway visual range (RVR).

**5.3.3.2 Departure Procedure (DP).** At locations where DPs are available, pilots are encouraged to utilize them for each IFR departure, provided no unacceptable flight degradation will ensue. An appropriate DP procedure should be selected during preflight planning for pilots to realize the greatest benefit from standardization of instrument departures and to have a clear course of action to follow in the event of communication failure.

#### Note

For formation instrument departures and approach procedures, see paragraph 5.1.12.

### 5.3.4 Instrument Approaches and Landing Minimums

**5.3.4.1 General.** Approved instrument approach procedures for use at other than U.S. airports are published in DOD FLIPs (Terminal). For U.S. airports, approved instrument approach procedures are published in DOD FLIPs (Terminal) or other similar type publications. For straight-in approaches, pilots shall use RVR, if available, to determine if visibility

meets the weather criteria for approaches, which are published in DOD FLIP Terminal Approach Procedures. Prevailing visibility shall be used for circling approach criteria. Helicopters and tilt-rotor-required visibility minimum may be reduced to one-half the published visibility minimum for Category A aircraft, but in no case may it be reduced to less than one-fourth mile or 1,200 feet RVR. Helicopter procedures visibility may not be reduced. Helicopter procedures and reduced Category A visibility recognize the unique maneuvering capability of the helicopter and tilt-rotor are based on airspeeds not exceeding 90 knots on final approach.

#### Note

Determination that existing weather/visibility is adequate for approach/landing is the responsibility of the pilot.

#### 5.3.4.2 Approach Criteria for Multiplied Aircraft.

When reported weather is at or below published landing minimums for the approach to be conducted, an approach shall not be commenced in multipiloted aircraft unless the aircraft has the capability to proceed to a suitable alternate in the event of a missed approach.

#### 5.3.4.3 Approach Criteria for Single-Piloted Aircraft

a. An instrument approach shall not be commenced if the reported weather is below published minimums for the type approach being conducted. When a turbojet en route descent is to be executed, the approach is considered to commence when the aircraft descends below the highest initial penetration altitude established in high altitude instrument approach procedures for the destination airport. Once an approach has been commenced, pilots may, at their discretion, continue the approach to the approved published landing minimums as shown in the appropriate FLIP for the type approach being conducted. Absolute minimums for a single-piloted aircraft executing a precision approach are 200-foot ceiling/height above touchdown (HAT) and visibility 1/2-statute-mile/ 2,400 feet RVR or published minimums, whichever is higher.

b. Single-piloted aircraft that are configured for and assigned all-weather missions with side-by-

side seating occupied by the pilot in command and an assisting NFO may operate within the same filing, clearance, and approach criteria specified above for multipiloted aircraft provided:

- (1) The assisting NFO is instrument qualified in accordance with this instruction and NATOPS qualified in the model aircraft in which NFO duties are being performed.
- (2) Cockpit configuration is such that the assisting NFO can:
  - (a) Monitor the pilot flight instruments
  - (b) Monitor and control communication
  - (c) Assist the pilot in acquiring the runway visually.

**5.3.4.4 Criteria for Continuing Instrument Approaches to a Landing.** Pilots shall not descend below the prescribed minimum descent altitude (MDA) or continue an approach below the decision height (DH) unless they have the runway environment in sight and in their judgment a safe landing can be executed, either straight-in or from a circling approach, whichever is specified in their clearance.

- a. Precision Approaches - A missed approach shall be executed immediately upon reaching the decision height unless the runway environment is in sight and a safe landing can be made. On precision radar approaches, the pilot may expect control instructions until over landing threshold; course and glidepath information given after decision height shall be considered advisory in nature.
- b. Non-precision Approaches - A missed approach shall be executed immediately upon reaching the missed approach point if visual reference is not established and/or a landing cannot be accomplished. If visual reference is lost while circling to land from a published instrument approach, the missed approach specified for that particular procedure must be followed. To become established on the prescribed missed approach course, the pilot should make an initial climbing turn toward the landing runway and continue the turn until he/she is established on the missed approach course.

**5.3.4.5 Final Approach Abnormalities During Radar Approaches.** The controller shall issue instructions to execute a missed approach or to climb and maintain a specific altitude and fly a specified course whenever the completion of a safe approach is questionable because one or more of the following conditions exist:

- a. Safe limits are exceeded or radical aircraft deviations are observed.
- b. Position or identification of the aircraft is in doubt.
- c. Radar contact is lost or a malfunctioning radar is suspected.
- d. Field conditions, conflicting traffic, or other unsafe conditions observed from the tower prevent approach completion.

**5.3.4.6 Execution of the Missed Approach**

- a. Execution of the missed approach by the pilot is not necessary for conditions a, b, or c above if the pilot has the runway or approach/runway lights in sight. In these cases, controller phraseology shall be: (reason). If runway/approach lights/runway lights are not in sight, execute missed approach (alternate instructions). Reasons may include radar contact lost, too high/low for safe approach, or too far right/left for safe approach.
- b. Execution of the missed approach is mandatory for condition d above. Controller phraseology is "Execute missed approach", and the reason for the order (i.e., Aircraft ahead of you has taken the arresting gear); or the controller may issue instructions to climb and maintain a specific altitude and fly a specified heading and the reason for such instructions.

**Note**

Pilots may execute a missed approach at their own discretion at any time.

**5.3.4.7 Practice Approaches.** The provisions of this section are not intended to preclude a single-piloted aircraft from executing practice approaches (no landing intended) at a facility where weather is reported below published minimums when operating with an appropriate ATC clearance. The facility in

question must not be filed destination or alternate and the weather at the filed destination and alternate must meet the filing criteria for an instrument clearance as set forth in this instruction.

**5.3.4.8 Tower/Approach Control Responsibilities.** A Navy or Marine Corps tower/approach control facility serving an airport shall keep the pilot informed of the latest reported weather and actual field conditions. Every effort shall be made to inform the pilot as well as the controller (in case of radar approaches) of the most current ceiling, runway visibility, surface wind, and runway conditions. That is particularly important during periods of rapidly changing weather conditions such as fog, snow, and other phenomena that reduce visibility and braking action.

**Note**

Certain naval air traffic controllers certified in accordance with the guidance contained in NATOPS Air Traffic Control Facilities Manual are authorized to record and disseminate changing tower visibility observations directly to the pilot when prevailing visibility is less than 4 miles.

**5.4 HELICOPTER/TILT-ROTOR OPS**

**5.4.1 Helicopter/Tilt-Rotor Operations in Class B, C, or D Airspace**

**5.4.1.1 Tower Clearance.** When operating within class B, C, or D airspace, either tower frequency or an appropriate control frequency shall be monitored at all times.

**5.4.1.2 Autorotations.** Practice autorotations shall be conducted within the limits of the field boundary over a surface upon which a full autorotation can be safely completed and that is readily accessible to crash, rescue, and firefighting equipment. Practice autorotations shall require the specific approval of the tower.

**5.4.1.3 Altitude.** Helicopter/tilt-rotor flights within class B, C, or D airspace shall be in accordance with the local Air Operations Manual. Where

no other guidance is provided, **pilots of helicopters and tilt-rotors (which are operated in conversion mode)** shall not exceed 500 feet AGL unless specifically cleared by the tower or other control agency. Pilots shall avoid flying over areas at altitudes where their rotor **or prop-rotor** wash could result in damage to aircraft, property, or personnel. **Tilt-rotors in airplane mode shall comply with fixed wing procedures.**

**5.4.1.4 Ground Operations.** Air taxi/ground operations shall be conducted with sufficient horizontal separation to preclude damage to aircraft, property, or personnel. Pilots shall operate with the minimum required power while on the ground and shall be particularly alert to prevent foreign object damage (FOD) and/or gust damage to their own and other aircraft.

**5.4.2 Helicopter/Tilt-Rotor Terrain Flight Operations.** Terrain flights (low level, contour, nap of the Earth (NOE)) shall be conducted only as operational necessity dictates, in training scenarios executed within designated training areas, or as published procedures and clearances prescribe.

**5.4.3 Helicopter/Tilt-Rotor Night Hover Operation Over Water.** Night/low visibility hover operations over water shall be conducted using aircraft equipped with operable automatic hover systems (i.e., coupler/Doppler/AFCS equipment) on all occasions when a natural horizon visible from the cockpit is not available to assist the pilot in establishing/maintaining a stable hover.

**5.5 REDUCING FLIGHT-RELATED DISTURBANCES**

**5.5.1 Annoyance to Civilians and Endangering Private Property.** Flights of naval aircraft shall be conducted so that a minimum of annoyance is experienced by persons on the ground. It is not enough for the pilot to be satisfied that no person is actually endangered. Definite and particular effort shall be taken to fly in such a manner that individuals do not believe they or their property are endangered. The following specific restrictions apply in view of the particularly unfavorable effect of the fear, extreme annoyance, and damage that can be inflicted.

**5.5.1.1 Noise Sensitive Areas.** Breeding farms, resorts, beaches, and those areas designated by the U.S. Department of Interior as national parks, national monuments, and national recreational areas are examples of noise sensitive areas.

**5.5.1.2 Noise Sensitive and Wilderness Areas.** These areas shall be avoided when at altitudes of less than 3,000 feet AGL except when in compliance with an approved:

- a. Traffic or approach pattern
- b. VR or IR route
- c. Special use airspace.

Noise sensitive areas shall be avoided in the development of IR and VR routes and additional special use airspace unless the 3,000-foot criteria can be observed.

**5.5.1.3 Aerial Refueling.** Aerial refueling over densely populated areas shall be avoided whenever possible.

**5.5.1.4 External Stores/Cargo.** Pilots carrying external stores/cargo shall avoid overflying populated areas whenever possible.

**5.5.1.5 Temporary Flight Restrictions.** Aircraft shall not be operated within an area designated by a NOTAM within which temporary flight restrictions apply except as permitted in FAR 91.137.

**5.5.1.6 Flat Hatting.** Flat hatting or any maneuvers conducted at low altitude and/or a high rate of speed for thrill purposes over land or water are prohibited.

## **5.5.2 Disturbance of Wildlife**

**5.5.2.1 General.** Commanding officers of aviation units shall take steps to prevent aircraft from frightening wild fowl or driving them from their feeding grounds. When it is necessary to fly over known wild fowl habitations, an altitude of at least 3,000 feet shall be maintained, conditions permitting. During hunting season, pilots shall avoid flying near wildlife haunts except as noted above.

**5.5.2.2 Firing.** Firing at large fish, whales, or any wildlife inhabiting the land or sea is prohibited.

**5.5.3 Zooming of Vessels.** Restrictions on zooming are not intended to hamper standardized shipping/ASW surveillance rigging and photography procedures as defined in appropriate fleet operating instructions.

**5.5.4 Avoidance of Commercial Carriers and Aircraft of Civil Registry.** At a minimum, such aircraft shall be avoided by a margin of at least 500 feet vertically or 1 mile laterally unless ordered otherwise by competent air traffic control authority. Under no circumstances shall aircraft be flown erratically or aerobically in the close vicinity of civil aircraft. Civil aircraft carrying 10 or more passengers are equipped with Traffic Alert and Collision Avoidance System (TCAS). TCAS may activate when it detects an aircraft within 1,200 feet vertically, and 6 nm horizontally. If the passenger-carrying aircraft is not aware of the traffics intentions or does not have the traffic in sight, the passenger-carrying aircraft may take abrupt, evasive actions in response to a TCAS Resolution Advisory. This could cause injury to those on board the passenger-carrying aircraft. TCAS is activated by transponder when aircraft are squawking mode "S" or "C". TCAS provides a protected volume of airspace around an aircraft. The dimensions of this airspace are not based on actual distance but rather on the time to closest point of approach (CPA). Thus, the size of the protected volume depends on relative closure rate. Generally, the system begins to alert the flightcrew of a potential conflict when targeted aircraft are within 6 nm and 1,200 feet vertically of the TCAS-equipped aircraft. The system is designed to operate out to a maximum of 14 nm and identifies possible conflicting air traffic in three basic ways:

- a. Tracking TCAS alerts the crew to all targets (transponder equipped) within range of the TCAS equipment.
- b. Traffic Advisory (TA) TCAS declares a targeted aircraft an intruder. The flightcrew is alerted that vertical separation will be less than 1,200 feet at CPA.
- c. Resolution Advisory (RA) TCAS declares a targeted aircraft as a threat. The crew is commanded to change the altitude of their aircraft to provide vertical separation from the targeted aircraft.



**5.5.5 Avoidance of Installations Important to Defense.** Although a “special use airspace” designation has not been assigned to all ammunition depots, magazines, oil refineries, and other plants considered important to national defense, naval aircraft shall avoid flying over such areas when their location is known.

**5.5.6 Jettisoning Fuel.** Whenever practicable, fuel shall not be jettisoned (dumped) below an altitude of 6,000 feet above the terrain. Should weather or emergency conditions dictate jettisoning at a lower altitude, every effort shall be made to avoid populated areas. When under positive control, the pilot in command should advise the air traffic control facility that fuel will be jettisoned.

**5.5.7 Air-to-Air Missile Training Flights.** Aircraft carrying live missile components other than guidance and control heads are prohibited from utilizing piloted aircraft as targets for training unless all participants have been thoroughly briefed on the conduct of the flight.

#### **5.5.8 Expenditure of Airborne Stores Through Extensive Cloud Cover**

**5.5.8.1 Naval Commands.** Pilots of Navy and Marine Corps aircraft are only authorized to expend ordnance, fire missiles, or drop other airborne stores through cloud cover sufficiently extensive to preclude visual clearance of the air and surface area under the following conditions:

a. When operating over the high seas, provided area air and surface clearance can be ensured through radar surveillance or visual means. The operational commander conducting the exercise is responsible for the safeguarding of airborne and surface traffic. The fact that the firing is conducted in a warning area or that a NOTAM has been issued does not relieve the operational commander of his/her responsibility.

b. When operating over land (including over territorial waters), provided that the firing or drop is conducted within an activated restricted area and the impact is within a designated surface target/range. The restricted area controlling authority must specifically approve such usage and is responsible for coordination of airspace and target/range scheduling to ensure protection of other re-

stricted area users and target/range personnel. The operational commander conducting the exercise is responsible for ensuring the firing or drops are conducted in the specified airspace and impact the scheduled surface target/ range.

**5.5.8.2 Nonnaval Commands.** Nonnaval commands may be authorized to expend ordnance in restricted or warning area airspace for which Navy or Marine Corps commands are designated controlling authority, provided the criteria specified above are observed and the using service, by written agreement, assumes complete responsibility for any damages resulting from such use.

**5.5.8.3 Emergency Jettisoning.** Nothing in the above precludes emergency jettisoning of external stores through extensive cloud cover; pilots are directly responsible for their actions and must take every possible precaution to minimize danger to other aircraft and persons/property on the surface.

### **5.6 FLAMEOUT APPROACHES**

**5.6.1 Actual Flameout Approaches.** Actual flameout approaches shall not be attempted unless it is impossible/impractical to abandon the aircraft.

**5.6.2 Simulated Flameout Approaches.** Simulated flameout approaches are prohibited, unless specifically authorized by individual NATOPS manuals.

### **5.7 FLIGHT OPERATIONS WITH NIGHT VISION DEVICES**

**5.7.1 General.** NVDs greatly expand the capability and survivability of night tactical flight profiles flown against modern threats. Flying with NVDs is authorized for units and types of aircraft for which a valid requirement exists. Appropriate commanders shall ensure issuance of and adherence to specific instructions and standard operating procedures for all aspects of NVD flying.

#### **5.7.2 Operating Limitations**

a. NVD operations using image-intensifying devices, such as AN/AVS-9, AN/AVS-6, or MXU-810/U (CATSEYEs), shall be conducted in VMC. Flight in IMC for purposes of conducting standard instrument departures and instrument approaches is permitted while under positive radar control.

Entering IMC during VFR training is prohibited. Inadvertent IMC procedures shall be briefed for all NVD flights.

b. Aircraft interior lighting should be NVD compatible to the maximum extent possible.

c. Aircraft exterior lighting shall comply with applicable FAA regulations unless exemptions have been approved. However, the anti-collision lights need not be lighted when the pilot in command determines that, because of operating conditions, it would be in the interest of safety to turn the lights off. In restricted areas, position lights of multi-aircraft flights of up to four aircraft on NVDs may fly with lead through dash threes navigation and anti-collision lights off. If applicable, formation and blade tip lights shall be on at the highest intensity consistent with NVD compatibility. The last aircraft in each flight shall have navigation lights on at the highest intensity consistent with NVD compatibility and anti-collision lights on.

d. Minimum illumination requirements shall be established by CNO/CMC for the conduct of NVD training flights/missions. **The approved methods of deriving illumination levels are the Solar/Lunar Almanac Program (SLAP) computer program or as determined by a CNO/CMC-approved study of the illumination level under various conditions. The SLAP Computer Program is available on the MAWTS-1 ([www.tediv.usmc.mil/mawts1](http://www.tediv.usmc.mil/mawts1)), NAVOCEANO ([www.navy.mil](http://www.navy.mil)) and SIPRNET Websites.** Illumination levels must be tempered with sound judgment and the effects of cloud cover, humidity, haze, dust, low moon angles, etc., considered. For characterization purposes, low light as used in Appendix H, page H-3, is defined as light level less than 0.0022 lux. Other than low light is defined as light level greater than or equal to 0.0022 lux.

e. NVD aircrews shall complete an approved NVD training syllabus and be certified by the commanding officer with a NATOPS flight qualification jacket entry for NVD operations. Training should include demonstrations of the limits to NVD capabilities imposed by environmental conditions and human factors. Attendance at a Night Imaging and Threat Evaluation (NITE) Lab is strongly recommended.

f. NVD instructors shall complete an approved NVD IUT training syllabus and be certified by the commanding officer with a NATOPS flight qualification jacket entry for NVD instructional flights.

g. NVD-designated aircrew shall meet currency requirements as specified in the individual aircraft NATOPS manual, functional wing directives, and/or the USMC Aviation Training and Readiness manual (MCO 3500.14). Qualification/currency requirements may vary for different mission areas, (i.e., shipboard operations, overland navigation, NOE navigation, strike rescue, etc.) and should be identified in the appropriate manual/instruction. Simulators may be used to support the training program, but shall not replace aircraft flight hour requirements.

h. For NVD training syllabus flights, the pilot in command (PIC) shall be current for the mission. For all other flights, both the PIC and copilot shall meet appropriate currency requirements.

i. Mixing different types of NVDs between aircrew within individual aircraft is not authorized. The use of AN/AVS-6 and MXU-810/U (CATEYES) within multiple aircraft flights is authorized.

j. Shipboard and ground operation involving groundcrews using NVDs shall be dictated by the platform NATOPS manual (i.e., CV NATOPS, LHA/LHD/MCS NATOPS) or the applicable NWP.

## 5.8 OPERATION OF UNMANNED AERIAL VEHICLES (UAVs)

**5.8.1 General Precautions.** The operation of UAVs shall be conducted with due consideration of the potential hazard presented when they are out of control. Whenever practicable, UAVs shall be operated at such an altitude and on such paths that danger to personnel and property on the surface is reduced to a minimum. In operating UAVs, due consideration shall be given to avoiding other aircraft in flight.

### 5.8.2 Specific Operating Limitations

a. In planning and conducting the flightpath to, in, and from operating areas, all activities operating UAVs shall select and adhere to those tracks and

altitudes that completely minimize the possibility of UAVs falling into a congested area in the event of electronic or material malfunction.

b. Aerobatics shall not be performed unless required for operational exercises of test or evaluation of operational designs.

**5.8.3 Displays and Demonstrations.** Participation of UAVs in public demonstrations, except for static display, is prohibited unless expressly authorized by CNO.

**5.8.4 Overall Use and Control.** Subject to the foregoing instructions and insofar as is practicable, the use and control of UAVs shall be the same as for piloted aircraft.

## CHAPTER 6

# Air Traffic Control

### 6.1 APPLICABILITY

This chapter supplements the sources listed in paragraph 1.2 and provides additional rules and procedures of particular importance for the operation and control of naval aircraft.

### 6.2 AIR TRAFFIC CONTROL PROCEDURES

**6.2.1 Authorized Personnel.** Only personnel properly qualified in accordance with the NATOPS Air Traffic Control Facilities Manual shall exercise control over aircraft exclusive of actual/simulated shipboard or tactical operations under the control of non-ATC certified personnel.

**6.2.2 Control Tower.** At airfields with an operating control tower, the control tower shall exercise control of all aircraft operating to, from, or on the airfield and within class B, C, or D surface area. Prior approval from the tower shall be obtained for all taxi, takeoff, landing, towing, and related operations. Preventive control may be provided to eliminate repetitious, routine approval of pilot action; in that case, the controller will issue instructions or advice only if a situation develops that needs corrective action. Prior to preventive control service being provided, appropriate directives shall be issued to ensure that affected ATC personnel and aircraft operators being afforded preventive control are aware of the procedures being used.

### 6.2.3 Control of Formation Flights

- a. Formation flights shall be controlled/ cleared as a single aircraft unless the formation leader requests otherwise.
- b. Responsibility for landing interval between elements of a formation flight rests with the pilots in the formation.

### 6.2.4 Taxi Instructions

- a. **Taxi Clearance** Taxi clearance shall be obtained prior to taxiing. Formation leaders may obtain taxi clearance for their entire flight. A clearance to taxi to the runway authorizes the aircraft to cross all runways/taxiways that the taxi route intersects except the assigned takeoff runway. This does not authorize the aircraft to enter or cross the assigned takeoff runway at any point. Ground control shall clear aircraft from the parking area to the warm-up areas. Pilots shall read back all hold/hold short instructions received during taxi. Aircraft shall remain on ground control while in the warm-up area until cleared to change frequency or until ready for takeoff clearance.
- b. **Overtaking.** No taxiing aircraft shall overtake or pass another aircraft except with tower approval.
- c. **Taxi Speed.** All aircraft shall be taxied at a safe rate of speed and under positive control of the pilot at all times.
- d. **Emergencies.** When the tower is controlling an aircraft in an emergency, aircraft on the ground shall taxi clear of the runway. Those on the taxiway shall hold until authorized to proceed. All aircraft shall exercise radio discipline for the duration of the emergency. Pilots of taxiing aircraft sighting emergency vehicles displaying the flashing red light on the field shall stop and hold their positions until authorized to proceed by radio or light signals from the tower.

### 6.2.5 Departure Instructions

- a. **ATC Clearance.** Aircraft departing on IFR flight plans will receive their ATC clearance on ground control or designated clearance delivery frequency. Departing pilots shall read back clearances differing from the filed flight plan.

b. **Takeoff Clearance.** Aircraft shall hold well clear of the duty runway until cleared by the tower for takeoff or position and hold, and the aircrew has ensured that there is no conflicting traffic for runway use. Pilots shall read back position and hold and hold short instructions. When cleared for takeoff, aircraft shall take off without undue delay or clear the duty runway.

c. **Unrestricted Climb.** An unrestricted climb may be authorized for such reasons as noise abatement, fuel conservation, reduction of icing, or elimination of traffic conflicts. An unrestricted climb is authorized to climb directly to a cruise/en route altitude without an interim stop. It does not relieve the pilot of the responsibility to comply with applicable FARs, aircraft NATOPS and wing/squadron doctrine. **Clearance for an unrestricted climb is not authorization for an aerobatic flight maneuver.**

d. **Frequency Changes.** Single-piloted aircraft shall not be required to change radio frequency and/or transponder code settings until reaching an altitude of 2,500 feet above surface except when the aircraft is to level off and operate at an altitude below 2,500 feet. In that event, changes will be made after level off.

e. **Intersection Departure.** Pilots may be cleared either at controller discretion or at pilot request for an intersection departure to expedite air traffic and reduce delays unless local directives (i.e. Air Operations Manual) prohibit use of the applicable intersection. When clearing an aircraft for an intersection departure, controllers shall issue the measured distance from the intersection to the runway end. Issuance of the measured usable runway remaining may be omitted if appropriate directives (i.e. Air Operations Manual, letter of agreement, etc.) are issued to ensure that pilots and controllers are thoroughly familiar with these procedures, including usable runway length from the applicable intersection. Pilots still retain the prerogative to use the full runway length, provided they inform the tower of their intentions. It is the pilot's responsibility to determine that sufficient runway length is available to permit a safe takeoff under existing conditions.

**6.2.6 Minimum Fuel.** Minimum fuel is an advisory term indicating that in the judgment of the pilot

the fuel state is such that no undue delay can be accepted en route to the destination. It is not an emergency situation, but undue delay may result in an emergency. If at any time the remaining usable fuel supply suggests the need for traffic priority to ensure a safe landing, the pilot shall declare an emergency and report fuel remaining in minutes. Both minimum fuel advisories and emergency fuel state shall be reported each time control is transferred to a new controller.

#### Note

Pilots declaring minimum fuel should not expect special handling from FAA controllers.

### 6.2.7 Handling of VIP Aircraft

a. **Priority.** Although priority is not normally given to VIP aircraft, controllers may give consideration to such aircraft provided safety of other aircraft is not affected. Controllers shall not request priority from FAA for VIP flights.

b. **Estimated Time of Arrival.** Persons charged with meeting and making arrangements for VIP flights may be embarrassed if such a flight arrives prior to the ETA. Every effort should be made to provide updated ETAs to interested parties. Except in unusual circumstances, pilots of VIP flights should not arrive prior to the ETA.

**6.2.8 Approach Instructions.** Single-piloted aircraft arriving on an IFR flight plan shall be provided single frequency approach (SFA) to the maximum extent that communications capabilities and traffic will permit. Those activities without SFA capabilities shall keep frequency and/or transponder code shifts to an absolute minimum below 2,500 feet above the surface.

### 6.3 LANDING INSTRUCTIONS

a. **VFR Arrivals.** Contact the appropriate controlling agency (e.g., approach control, tower, etc.) prior to entering Class B, C, or D airspace. Notify the controlling agency as soon as possible after initial contact of special handling requirements (e.g., hung ordnance, etc.).

b. Waveoff. A waveoff is mandatory when ordered by the control tower, runway duty officer, or wheels watch unless the pilot is experiencing an emergency. The waveoff may be given by radio, light signals, red flares, or hand/flag signals.

c. Wheels Down Report. A wheels down report shall be given as the aircraft turns onto the base leg or after lowering the landing gear on straight-in approach. The controller shall remind the pilot to check wheels down at an appropriate position in the pattern unless the pilot has previously reported wheels down.

d. Lost Communication. If unable to establish radio communication, comply with the procedures contained in the Flight Information Handbook. Flashing of the landing/taxi lights is recommended in addition to the wing rock procedure.

### 6.3.1 Reduced Same Runway Separation.

Strict adherence to the separation criteria for arriving and departing aircraft set forth in FAA Handbook 7110.65 may, in some circumstances, cause operational/training delays and airport congestion. Factors such as mission of the facility, airfield design, and aircraft models being supported may indicate that reduced separation standards are feasible and can be applied while maintaining adequate margins of safety. Subject to prior approval by the immediate senior in the chain of command, naval aviation shore facility commanders are authorized to establish and apply reduced separation criteria for Navy and Marine Corps aircraft at the airfields under their command with the following stipulations:

- a. Such action is necessary to meet operational/training requirements.
- b. In the case of formation instrument approaches, ceiling and visibility minimums stated in paragraph 5.1.12.6 apply.
- c. Reduced separation criteria are applied only between aircraft of similar performance characteristics or when the preceding aircraft has higher performance than the following.
- d. Prior to application of reduced separation criteria, appropriate directives are issued delineating the specific standards to be applied (i.e., distance

between aircraft using alternate sides of the runway, distance between aircraft using centerline, aircraft model/classes to which reduced standards apply, etc.).

e. Appropriate measures have been instituted to ensure that affected ATC personnel and aircraft operators are aware of the criteria being applied.

### 6.3.1.1 Aircraft of Other Military Services.

The conditions of paragraph 6.3.1 may also apply to aircraft of other military services when such conditions are agreed to in writing by the cognizant operational commander of the other service and the Navy or Marine Corps shore facility commander.

### 6.3.2 Procedure for Checking Wheels Down and Locked.

When a pilot has any doubt as to the gear being down and locked, the pilot shall promptly notify the controlling agency. Further, the pilot should request an airborne visual check, preferably by a similar model aircraft if one is available and such a procedure is considered practicable and safe. If not possible, the pilot should request a ground visual check by the most qualified personnel available (e.g., LOS, RDD, etc.). If doubt exists as to gear being down and locked, the pilot shall notify the control tower, which will in turn direct the pilot to perform a low pass in front of the tower for the purpose of a visual check. Pilots should be aware, however, that air traffic control personnel may only comment on the appearance of the landing gear (e.g., wheels appear down). Should doubt exist after a visual check, crash and rescue equipment shall be available for precautionary landing. After a landing rollout, the aircraft shall not turn off the runway until ground personnel have made a visual check of the gear and gear pins have been installed. If a known not locked or up condition exists, normal crash alert procedures shall be instituted.

### 6.3.3 Runway Braking Action Advisory/ Condition Readings.

ATC facilities shall issue runway braking action advisories when braking action reports received from pilots or authorized airport operations personnel indicate braking action is poor or nil. The Flight Information Handbook contains the necessary information for converting the numerical runway condition readings (included in the remarks portion of the weather sequence) to descriptive terms used in braking action advisories.

## 6.4 LETTERS OF AGREEMENT

The NATOPS Air Traffic Control Facilities Manual contains procedures for executing letters of agreement between FAA/USN air traffic control facilities concerning the control of air traffic. This guidance may also be used by wings/squadrons in effecting local letters of agreement with FAA facilities. The Navy Representative to the FAA Regional Headquarters (NAVREP) should be consulted in these cases. Information copies of local letters of agreement not specifically addressed in the NATOPS Air Traffic Control Facilities Manual shall be forwarded to CNO (N785F) and the appropriate type commander.

## 6.5 VITAL MILITARY OPERATIONS

**6.5.1 Priority.** OPNAVINST 3722.30 (Security Control of Air Traffic and Air Navigation Aids (SCATANA)) states there are certain military operations vital to national defense. These operations include active air defense interceptor missions, active undersea warfare missions, and active airborne early warning and control missions. These operations are to be given priority over all other military and civil aircraft by procedural handling by ATC for the particular operation as specified in coordinated agreements or authorizations. Joint Letters of Agreement (LOAs) between naval commands and FAA become the coordinating agreements specified in SCATANA.

**6.5.2 Letters of Agreement.** Each naval aviation shore activity from which active alert missions are conducted shall develop and implement a joint LOA with the appropriate FAA or host nation agency to prevent air traffic control delays for active missions. Wing/ squadrons that routinely stand alert status at non-U.S. Navy airfields should execute an appropriate LOA at those airfields. Items that must be addressed in LOAs include but are not limited to:

- a. Procedures to notify ATC at least 5 minutes prior to the flight to allow for clearing of traffic from the departure corridor.
- b. Provision for ATC release of the active mission aircraft to an appropriate tactical control agency upon request with due regard for safety of flight.
- c. Provision of Military Assumes Responsibility for Separation of Aircraft (MARSA) within the same mission. Refer to OPNAVINST 3722.33 (FAA Order 7610.4, Special Military Operations).

Prior to signing and implementing any agreement, the proposed LOA shall be forwarded to the cognizant force commander for review and approval. NAVREPs should be consulted for assistance and advice in developing or revising joint LOAs and shall be provided copies of such agreements.



## CHAPTER 7

# Safety

### 7.1 FLIGHT PRECAUTION

**7.1.1 General Precautions.** Naval aircraft, including pre-accepted aircraft and public use aircraft modified by/for the Navy, shall not be operated in a nonstandard configuration or outside the limits of NATOPS without airworthiness approval in the form of a flight clearance document (per NAVAIRINST 13034.1) from NAVAIRSYSCOM.

**7.1.1.1 Conduct of Flight.** Pilots shall conduct their flights in such a manner as to avoid all unacceptable risks as determined by following the ORM process. Each pilot must exercise prudent judgment and take proper action (including modifying NATOPS procedures) when dictated by emergencies that endanger life or property. The decision to abandon aircraft should be tempered by the pilot's responsibility for the safety of lives that may be endangered by subsequent flight of a pilotless but controllable aircraft. It is the responsibility of the pilot/crew to aviate, navigate, and communicate, in that priority, throughout all aspects of both routine and unusual circumstances.

**7.1.1.2 Liferafts.** On overwater flights the number of persons in an aircraft shall not exceed capacity of the liferafts carried except as dictated by operational necessity.

**7.1.1.3 Feathering or Securing Engines.** During simulated emergency operations and functional checkflights of multiengine aircraft, no propeller shall be fully feathered or engine secured at an altitude below 4,000 feet above the terrain except as follows:

- a. Aircraft undergoing test and trials as required by COMNAVAIRSYSCOM.
- b. Aircraft whose design characteristics include normal operations with propellers feathered or engines secured below 4,000 feet.

Four-engine aircraft may operate with one propeller feathered or with one engine secured at altitudes of 1,500 feet above the terrain or higher when required for checkflights or training purposes subject to restrictions contained in the applicable NATOPS manual.

**7.1.1.4 Conduct of Passengers.** Passengers embarked in transport aircraft shall remain in its passenger compartments and shall not enter the pilot or crew compartments except on specific invitation of the aircraft pilot in command.

**7.1.1.5 General Flight Personnel/Passenger Restrictions.** Except for emergency or operational necessity, the number of persons aboard naval aircraft engaged in flight operations such as pilot checkout, night familiarization, carrier qualifications, instrument flying in single-piloted aircraft, or functional check-flight and evaluation shall be limited to those required to properly operate the aircraft and accomplish the assigned mission. When applicable, special precautions shall be observed in the weight and balance of the aircraft.

#### Note

Simulated emergencies that may affect aircraft controllability shall not be conducted anytime passengers are aboard the aircraft.

**7.1.1.6 Operation of Battery Powered Devices.** Crew/passengers shall not operate electronic equipment/battery powered devices such as radios, tape players, razors, calculators, etc., without approval of the pilot in command while the aircraft is in flight. Cellular telephones shall not be operated in naval aircraft while airborne.

**7.1.1.7 Loading/Offloading.** Whenever a fixed-wing aircraft is engaged in loading or offloading of



passengers, the engine(s) on the side of the aircraft from which loading or offloading is taking place shall normally be shut down. When the engine(s) cannot be secured during loading/offloading evolutions without adversely affecting the successful completion of the mission, care shall be taken to ensure that passengers are properly briefed and appropriate safety precautions are observed.

#### **7.1.1.8 Adequate Cockpit Visual Lookout.**

The pilot in command of a naval aircraft with side-by-side cockpit seating arrangement shall be responsible for both seats being occupied at all times. On occasions when either pilots or copilots are absent from their seats, they should be relieved by another pilot or qualified crewmember who will carry out the responsibilities expected of a lookout. Functional checkflights of single-piloted aircraft may be exempt from this provision when deemed advisable by the commanding officer.

### **7.1.2 Starting, Turning, and Taxiing**

**7.1.2.1 Authorized Personnel.** Engines shall not be started without a pilot or designated mechanic in the pilot seat. See paragraph 7.1.2.4 concerning helicopters/tilt-rotors.

#### **7.1.2.2 General Prestart Precautions**

- a. Before starting an engine, the wheels of the aircraft shall be chocked and the parking brake set unless a deviation from this requirement is specifically authorized by the applicable model NATOPS manual.
- b. Where applicable, intake screens shall be installed on jet aircraft.
- c. Prior to starting jet engines, intakes and surrounding ground/deck shall be inspected to eliminate the possibility of FOD.
- d. When an engine is started by nonpilot personnel for testing and warm-up purposes on aircraft other than transport and patrol class equipped with parking brakes, the plane shall be tied down.
- e. Whenever an engine is started, personnel with adequate fire extinguishing equipment, if avail-

able, shall be stationed in the immediate vicinity of the engine but safely clear of intakes or propellers.

**7.1.2.3 Starting Procedures.** In starting an aircraft, all challenges and signals between the person operating the starting device and the person at the engine controls shall be clearly understood and so indicated by repetition before action is taken by either person. Where the engines are started entirely from the cockpit, the person at the engine controls shall exchange signals with a person observing the engine from outside the aircraft. In all cases, the propeller or jet intake duct and engine outlet, as applicable, shall be declared all clear prior to starting. Similarly, the rotor(s) of helicopters and prop-rotors of a tilt-rotor shall not be engaged unless the individual in the cockpit is assured by positive signal that the area swept by the rotor(s) or prop-rotors is "all clear."

**7.1.2.4 Helicopters/Tilt-Rotors.** When the engine of a helicopter/tilt-rotor is started, the controls should be manned by a qualified helicopter/tilt-rotor pilot. Commanding officers may authorize certain specially qualified personnel, other than pilots, to ground test helicopter/tilt-rotor engines and avionics when a pilot is not available; however, prop-rotors and rotors of a tilt-rotor shall not be engaged except by a qualified pilot. Commanding officers of naval aviation depots and naval facilities may authorize qualified civilian employees to start engines and engage rotors or prop-rotors for ground system checks. Aircraft security requirements (e.g., tiedowns, chocks, parking brakes, etc.) shall be in accordance with applicable NATOPS.

**7.1.2.5 Turnup.** Before starting an engine for a high power turnup, aircraft other than transport and patrol class aircraft shall be tied down and placed in such a manner that the propeller or jet blast will not cause damage to other aircraft, equipment, or property. During any ground runup, an outside observer shall be stationed in such a location as to be in view of the person at the controls at all times.

#### **7.1.2.6 Taxiing**

- a. When taxiing in the close vicinity of obstructions or other aircraft, a qualified taxi director shall attend the taxiing aircraft as well as other ground personnel necessary to ensure safe taxiing.

### Note

The pilot in command is responsible for safe taxi clearance from obstacles and other aircraft. When uncertain of safe taxi clearances, stop and utilize appropriate ground personnel prior to continuing to taxi.

- b. Instructions and use of plane handling signals appear in NWP 3-04.1M, the Aircraft Signals NATOPS Manual, and posters and pamphlets issued by CNO. All naval activities are directed to comply with these instructions.

## 7.1.3 Takeoff

### 7.1.3.1 Flight Personnel and Passenger Briefing.

The pilot in command of a naval aircraft shall ensure that prior to takeoff, flight personnel and passengers are adequately instructed on personal safety and survival equipment and procedures required for the particular aircraft in which they embark. Pilots of helicopters and tilt-rotors that embark passengers are released from briefing responsibilities while engaged in:

- a. SAR missions
- b. Transporting large troop contingents, reconnaissance parties, patrols, and outposts during field problems or when no opportunity is provided for the aircraft to be shutdown after embarkation
- c. Shipboard operations when landings are precluded.

Under such circumstances, the briefing shall be the responsibility of the cognizant local commander(s).

**7.1.3.2 Loose Articles.** Prior to aircraft takeoff, an inspection shall be made to ensure that no loose articles, such as rags, waste, tools, etc., are present that might foul the controls. Articles shall be properly stowed to prevent their coming adrift and being lost overboard or damaging the aircraft during maneuvers. Care shall be taken to ensure proper load-balance distribution of all weights.

**7.1.4 Takeoff and Landing Checklists.** NATOPS checklists shall be provided in each aircraft

for mandatory use by pilots to assist them in preparing the aircraft for takeoff and landing. They shall be followed carefully and in their given order to ensure that all steps are performed.

### Note

In compliance with aircraft military design specifications, most aircraft are provided with abbreviated takeoff and landing checklists placarded (or etched) on instrument panels. The checklists are an additional reminder to flight personnel to complete required NATOPS manual checklists and serve as a double check on the proper positioning and status of major aircraft systems.

## 7.1.5 Power Failure on Multiengine Aircraft

**7.1.5.1 Twin-Engine Aircraft.** In the event of power failure or whenever an engine is stopped as a precaution on an aircraft that has two engines, the pilot in command shall land at the nearest suitable airport, in terms of time, provided weather conditions, terrain, and facilities available indicate that a safe landing can be accomplished.

### 7.1.5.2 Aircraft With Three or More Engines.

In the event of a single power failure or whenever not more than one engine is stopped as a precaution on an aircraft that has three or more engines, the pilot in command may proceed to a selected destination if, after considering the following, the pilot in command decides that proceeding to that destination is as safe as landing at the nearest suitable airport:

- a. The nature of the malfunction and the possible mechanical difficulties that may occur if flight is continued.
- b. The altitude, weight, and usable fuel at the time of engine stoppage.
- c. The terrain and weather conditions en route and at suitable landing points.
- d. Possible air traffic congestion at suitable landing points.
- e. Pilot familiarity with the airport to be used.

**7.1.5.3 Reports.** Pilots in command shall report in-flight power failures and/or precautionary engine stoppages that affect safety of flight to the appropriate

ate ground station as soon as practicable and shall keep appropriate operational control centers and/or traffic control facilities advised of their intentions and flight progress.

### 7.1.6 Distress and Emergency

**7.1.6.1 Distress Procedures.** Distress frequencies, procedures, signals, and call signs may vary among theaters of operations and are contained in various directives such as Joint Pub 3-50, DOD FLIPS, and ICAO publications. A copy of the applicable procedures and signals shall be carried in the cockpit of all naval aircraft and may be used in time of peace regardless of the degree of radio silence that may be imposed during tactical exercises. They will be used in time of war when prescribed by the officer in tactical command and may be amplified as necessary to cover local conditions or special operations.

**7.1.6.2 Emergency Procedures.** Forced landing, lost aircraft, and search and rescue procedures applicable to aircraft are contained in various directives such as NWP; Joint Army, Navy, Air Force Publications (JANAPs); and ICAO publications. Commanding officers shall ensure that each pilot under their command is thoroughly cognizant of applicable directives.

### 7.1.7 Ditching and Bailout

**7.1.7.1 Ditching Precautions.** When an aircraft must be crash landed on either land or water, the sudden shifting of cargo, equipment, and other heavy items may cause injury or loss of life. All units shall arrange and secure equipment in their aircraft to guard against such dangers. Emergency gear such as liferafts should be properly stowed for quick availability. Responsibility for proper security of cargo and equipment lies with the pilot in command of each aircraft.

**7.1.7.2 Procedures.** Ditching and bailout bills shall be prominently displayed in all multipiloted aircraft having embarked flight personnel and/or passengers. Frequent drills shall be held to familiarize flight personnel with these instructions. Ditching and bailout signals shall be accompanied by simultaneous parallel announcements on the ICS or public address system whenever practicable.

### Note

Bailout bills shall not be required in helicopters; however, strict compliance with the provisions of paragraph 7.1.3 is mandatory.

**7.1.8 Command and Control Communication.** Change in the control of aircraft shall be effected in a positive manner. As a minimum, a simple voice procedure (ICS or oral) shall be used to effect transfer of control responsibility. Pilots exercising control are responsible until they acknowledge verbally the relieving pilots acceptance of control of the aircraft. Where noise level, cockpit configuration, or other conditions prevent a positive verbal exchange, the following procedure shall be used:

- a. The pilot desiring to be relieved or pilot desiring to take control shall shake control stick or column.
- b. Pilots taking control shall shake control stick or column.
- c. Pilot being relieved shall hold both hands overhead and observe the relieving pilot.
- d. Pilots who have taken control shall signify this fact definitely by placing their hand on their head when the other pilot is looking at them. The pilot originally in control shall not be considered relieved until the foregoing has been executed, and responsibility for control of the aircraft rests upon the pilot until that has occurred.
- e. In aircraft where visual contact between the two control positions is impossible or unsatisfactory, shift of control shall be attempted only when an operative interphone system is provided.
- f. In high-performance multicrew jet aircraft, the pilot ICS shall be selected to the "Hot Mic" position in aircraft so equipped for all takeoffs and landings, and when taxiing on an aircraft carrier deck. Below 2,500 feet AGL, "Hot Mic" shall always be selected unless the use of "Hot Mic" would significantly detract from the safety or mission effectiveness of the flight. Further use of "Hot Mic" should be prescribed in the individual flight manuals as appropriate to the installed system, mission requirements, and emergency capabilities.

### 7.1.9 Tobacco Products in Aircraft

- a. The use of tobacco products in naval aircraft is prohibited.
- b. **Lighter Prohibition.** Lighters with plastic liquid reservoirs and/or containers for refilling any lighter are prohibited in naval aircraft. Lighters with butane, propane, or methyl alcohol as a fuel are also prohibited.

## 7.2 PREVENTION OF CARBON MONOXIDE AND OTHER TOXIC BY-PRODUCT CONTAMINATION

- a. **General Carbon monoxide,** the most common toxic gas of combustion, as well as other toxic gases such as aldehydes present a serious safety of flight hazard. Prior to service acceptance, aircraft are tested to ensure an acceptable carbon monoxide level during operation. Such factors as wear and deterioration of airframe seals and opening of seams may increase susceptibility to carbon monoxide contamination.
- b. **Test procedures and technical directives.** Test procedures are outlined in MIL-STD-800 that also references other pertinent technical directives on this subject.
- c. **Flight personnel procedures.** Adherence to the following procedures will reduce the risk of gaseous intoxication.
  - (1) Pay particular attention to the detection of exhaust fumes and to physical symptoms indicating poisoning. If toxic gases are suspected prior to takeoff, the flight shall be discontinued until the source of contamination is determined and eliminated.
  - (2) When installed, select 100-percent oxygen regardless of altitude whenever carbon monoxide or other noxious or irritating gas is present or suspected. Use 100-percent oxygen until danger is past or flight is completed. If necessary, activate emergency oxygen supplies.
  - (3) Take precautions during ground operations to avoid contamination of the aircraft either by

its own exhaust or by exhaust gases of adjacent aircraft.

- (4) In helicopters and tilt-rotors, avoid hovering with engine exhaust to windward.
- (5) During preflight inspection, ensure that all fuselage openings, torpedo doors, and other access doors are properly secured.

### 7.2.1 Safety Belts and Shoulder Harnesses.

Each persons safety belt and shoulder harness shall be worn and tightened prior to takeoff and shall be worn until completion of the flight except when necessary activities require temporary removal. Inertia reels, where provided, shall be manually locked for all takeoffs and landings and at all other times when high g forces may be encountered except where the procedure is detrimental to safe operation. The number of persons over 2 years of age embarked in a naval aircraft for flight shall be restricted to the number for which there are adequate seats and safety belts. During takeoffs, landings, and at other times as specified by the pilot in command, each person over 2 years of age on board transport aircraft shall occupy a seat or berth and be secured with the safety belt provided for that purpose. TYCOMs may authorize waivers of cabin seating requirement for helicopters and tilt-rotors when operational environment or aircraft configuration/load requirements dictate for the accomplishment of essential training and operations. Waiver should be granted with following guidelines:

- a. Only applies to special operations training and missions.
- b. Not to be used for routine operational training or personnel transfers. Applies only when unique special operation requirements exist for a specific mission or exercise.
- c. When seats are removed, passengers will be restrained by an appropriate alternate means.
- d. If mission profile requires waiver of seats/seatbelts/ restraints for one part of the mission, then passengers shall use seats/ seatbelts/restraints for all other phases of the mission.

**WARNING**

Walkaround belts do not provide impact protection; therefore, use of those belts shall be restricted to only those occurrences when mission accomplishment requires persons to be out of their seat. Such belts shall not be worn when strapped into a seat.

**Note**

Flight personnel leaving their seats to open a hatch or work in the vicinity of an open hatch shall wear an approved crewman aircraft belt (walkaround) during time spent out of the seat.

**7.2.2 Reclining Seats.** Personnel embarked in aircraft equipped with seats that have a reclining back shall be instructed to lock the seat in the erect position for all takeoffs, landings, and emergencies.

**WARNING**

Reclining seats that will not lock in the erect position shall not be used for passenger transport.

**7.2.3 Unusual Performance of Aircraft.** Any abnormal, erratic, or other kind of unusual performance of an aircraft or its powerplant, including material failures, shall be reported in accordance with OPNAVINST 3750.6 and OPNAVINST 4790.2.

## CHAPTER 8

# Aeromedical and Survival

### 8.1 GENERAL

To improve the survivability of flight personnel, CNO (N78) has implemented the aircrew survivability enhancement program (ASEP). Sub-elements of this program are aviation life support systems (ALSS), safety, human performance, and training. Guidelines and requirements contained here are considered minimum. Recommendations for changes or improvement in equipment, procedures, or training shall be addressed via the chain of command to CNO (N789J) for evaluation and, if appropriate, implementation.

### 8.2 AVIATION LIFE SUPPORT SYSTEMS

The safety and survival equipment specified in paragraphs 8.2.1, 8.2.2, 8.2.3, and 8.2.4 of this manual are minimum requirements. Deviations shall be specified by the NATOPS flight manual for individual model aircraft. The latest available equipment, as authorized by aviation crew systems manuals, NAVAIR 13-1-6.1 through NAVAIR 13-1-6.10, shall be used by aircrew personnel and passengers for flight in all naval aircraft.

#### 8.2.1 Aircrew Personal Protective Equipment Requirements

##### 8.2.1.1 Aircrew

###### Note

Items marked \* may be omitted by flight personnel flying in fixed-wing cargo/transport class aircraft if such flight does not involve carrier operations.

\*a. Protective helmet — The helmet and visor housing shall be 100 percent covered with white reflective tape except as modified by approved aircrew system changes. Up to 30 square inches of

light-colored reflective tape may be applied so long as the white tape remains visible from all directions. The use of reflective tape may degrade night vision device (NVD) performance. Temporary, nonreflective cloth covers may be worn over the reflective tape.

###### Note

Up to 65 square inches of nonwhite reflective tape is authorized on the HGU-64/P visor housing and a locally fabricated international orange cover is authorized for use on the HGU-64/P in Antarctic environment. Visor housings will be taped in accordance with previous paragraph and all covers removed while in CONUS.

\*b. Aircrew safety/flyer boots.

\*c. Fire-resistant (aramid) flight gloves.

\*d. Fire-resistant flight suit (aramid) — Aramid or cotton-type undergarments shall be worn. Suitable fire-resistant unit issue clothing (aramid) may be substituted for the flight suit for flight personnel in fixed-wing cargo/transport class aircraft.

e. Identification tags — Two tags on a chain worn around the neck.

\*f. Survival knife — Do not wear exposed or attached to the life preserver.

\*g. Personal survival kit — Appropriate to the area of operations.

\*h. Signal device — Required for all night flights and flights over water or sparsely populated areas.

i. Survival radios and beacons

(1) Survival radios

(a) An approved voice-capable survival radio shall be carried by each aircrewman on all flights, unless otherwise directed by aircraft NATOPS manuals.

(b) A voice-capable radio shall be packed with all multiplace rafts.

(2) Emergency beacons

(a) An approved automatically actuated line-of-sight emergency beacon shall be installed in all ejection seats.

(b) An HF, beyond-the-line-of-sight, emergency beacon shall be packed with all multiplace rafts carried on board aircraft

when performing extended overwater flights outside of normal oceanic air traffic routes.

j. Flashlight — Required for all night flights.

k. Antiexposure suits — The latest available type continuous-wear or quick-donning antiexposure suits, as appropriate, shall be provided for flight personnel of naval aircraft when in the event of a mishap there would be a significant risk of water entry and when any of the following conditions prevail:

- (1) The water temperature is 50 °F or below.
- (2) The outside air temperature (OAT) is 32 °F (wind chill factor corrected or below; see Figure 8-1).
- (3) If the water temperature is between 50 °F and 60 °F, the commanding officer of the unit concerned must determine whether antiexpo-

WHAT THE THERMOMETER READS (degrees F.)												
WIND SPEED MPH	50	40	30	20	10	0	-10	-20	-30	-40	-50	-60
	WHAT IT EQUALS IN ITS EFFECT ON EXPOSED FLESH											
CALM	50	40	30	20	10	0	-10	-20	-30	-40	-50	-60
5	48	37	27	16	6	-5	-15	-26	-36	-47	-57	-68
10	40	28	16	4	-9	-21	-33	-46	-58	-70	-83	-95
15	36	22	9	-5	-18	-36	-45	-58	-72	-85	-99	-112
20	32	18	8	-10	-25	-39	-53	-67	-82	-96	-110	-121
25	30	16	0	-15	-29	-44	-59	-74	-88	-104	-118	-133
30	28	13	-2	-18	-33	-48	-63	-79	-94	-109	-125	-140
35	27	11	-4	-20	-35	-49	-67	-82	-98	-113	-129	-145
40	26	10	-6	-21	-37	-53	-69	-85	-100	-116	-137	-148
<div style="display: flex; justify-content: space-around;"> <div style="text-align: center;">Little danger if properly clothed</div> <div style="text-align: center;">Danger of freezing exposed flesh</div> <div style="text-align: center;">Great danger of freezing exposed flesh</div> </div>												

Figure 8-1. Wind Chill Index



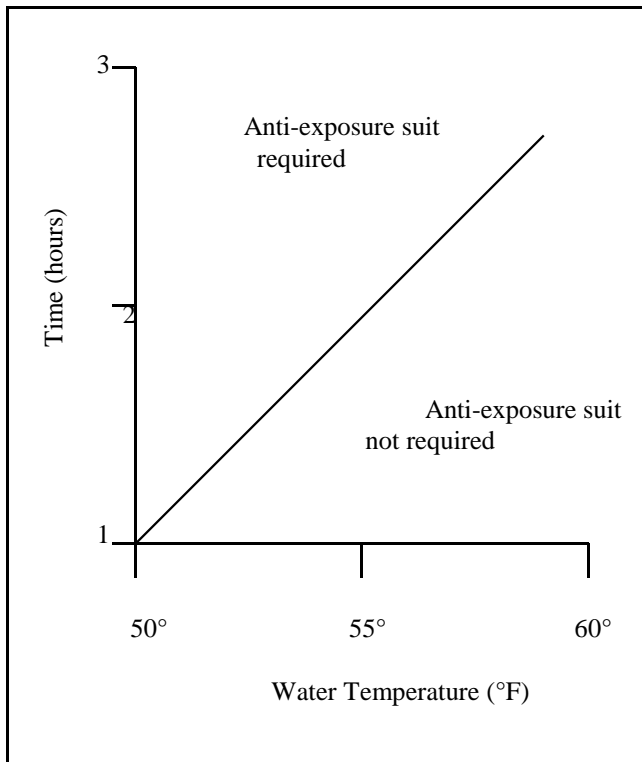


Figure 8-2. Antiexposure Suit Requirement

sure suits are necessary (Figure 8-2) based on SAR factors as follows:

- (a) Assess maximum probable rescue time. This is a function of mission distance, SAR equipment, and SAR location.
- (b) Determine the lowest water temperature in the mission area during the time period of flight.

**Note**

Rescue swimmers shall not be deployed unless equipped with anti-exposure protection when any of the above stated conditions exist.

- (4) When water temperature is below 60 °F and antiexposure suits are not required, flight equipment ensemble shall include aramid undergarments. Wearing double layers of these undergarments can significantly improve antiexposure performance in a dry environment.

**WARNING**

Aramid undergarments alone provide a very minimal increase in thermal protection in a water survival situation. Immersion in water with a temperature of between 50° and 60° for as little as 2 hours can result in unconsciousness because of hypothermia. Wearing of the complete antiexposure ensemble as authorized by NAVAIR 13-1-6.7 is the only configuration that ensures adequate thermal protection with water temperatures below 60 °F.

- (5) Final determination with regard to actual wearing of antiexposure suits shall be made by the CO or officer in charge (OIC) of the unit concerned based on all pertinent factors (i.e., class aircraft, type and duration of assigned mission, ambient cockpit temperatures, suit ventilation features, combat versus noncombat environment, availability of SAR facilities).

- (6) Only approved combinations of antiexposure suit inner and outer liners authorized by NAVAIR 13-1-6.7, Aircrew Personnel Protective Equipment, shall be worn.

- (7) When antiexposure suits are not actually worn by occupants of aircraft in which the use of quick-donning suits is practical (i.e., large helicopters and patrol class aircraft) such suits shall be carried for each flight personnel as part of the aircraft survival equipment on flights conducted under the temperature conditions stated above. Exceptions to the above requirements are as follows:

- (a) Fleet tactical support squadrons and other commands operating transport class aircraft in routine transport operations. (Functional checkflights, flights for airlift of hazardous cargo, and flights in combat zones are examples of other than routine operations.)

- (b) When worn with approved inner garments, the full-pressure suit is authorized for use in place of the continuous-wear antiexposure suit.



### Note

The wearing of full-body antiexposure rubber wetsuits can result in rapid onset of fatigue as a result of dehydration. Since fatigue is more prevalent with the wearing of wetsuits, the rest, sleep, and flight time requirements of paragraph 8.3.2 may not be sufficient.

l. Antiblackout suits shall be worn and connected on all flights in aircraft equipped for their use.

m. Inflatable life preservers shall be worn during all flights originating from or terminating on ships or landing platforms. Life preservers shall be readily available when operating from aerodromes in the vicinity of coastal waters or when operating from inland aerodromes where takeoff, route of flight, or approach path is over water. Occupants of ejection seat aircraft shall wear the appropriate life preserver at all times. Life preservers shall be worn when mission requirements dictate operation over water below 1,000 feet exclusive of normal departures or approaches.

### WARNING

The LPU life preserver automatic inflation device, FLU-8/P, is designed for use in ejection seat aircraft only. It shall not be worn in aircraft where ditching is a recommended procedure, in helicopters, or on COD flights.

n. Laser eye protection (LEP) — LEP shall be worn as prescribed in SPAWARINST 5100.12 and when laser scenarios involve multiple aircraft.

o. Helicopter emergency egress device (HEED) — HEED shall be worn by all helicopter, **tilt-rotor**, E-2, and C-2 aircrew during overwater flight. Aircrew must complete initial HEED training prior to being issued personal HEED equipment. The flight-approving authority may provide HEED equipment to any nonaircrewman who has successfully completed HEED and other prerequisite training.

**8.2.1.2 Rescue Aircrewmembers Equipment.** The minimum personnel equipment to be carried by the rescue swimmer shall be in accordance with applicable aircraft type NATOPS manual and **NWP 3-50.1**.

**8.2.1.3 Passengers.** Passengers shall comply with the provisions of paragraph 8.2.1.1m.

a. Passengers in COD aircraft during shipboard launch and recovery and passengers in helicopters/**tilt-rotors** shall wear an approved protective helmet with reflective tape. The combat/parachutist helmet may be worn in lieu of the protective helmet with reflective tape, provided hearing protection is worn by all passengers. Waivers of this requirement may be granted by CMC/CNO only.

b. During shipboard logistic, nontactical operations, passengers in COD/VOD aircraft (excluding FMF helicopters and **tilt-rotors**) shall wear appropriate antiexposure protection whenever antiexposure suits are required for aircrew. **Competent authority is authorized to waive this requirement based on an operational risk analysis, which considers; rescue distance, expected rescue times, personal health factors, and other pertinent aircraft egress factors.**

c. For all other aircraft, passengers shall be equipped with the same items of safety and survival gear as the flight personnel.

**8.2.2 Liferrafts.** Liferrafts of sufficient capacity to accommodate passengers and crew shall be provided in all aircraft when there would be a significant risk of water entry in the event of a mishap. Officers in tactical command may waive this provision during troop movements between sea and shore when they deem it appropriate and adequate SAR facilities are available.

### 8.2.3 Parachutes

**8.2.3.1 Requirements.** Parachutes shall be provided for all occupants of naval aircraft except as follows:

a. Multiengine transport and utility aircraft except for functional checkflights or as the unit commander directs.

b. Fleet air reconnaissance aircraft (EC-130 and E-6A, only).

AMBIENT ALTITUDE	SINGLE PILOTED-AIRCRAFT	MULTIPILOTED AIRCRAFT		CREW ON DUTY	OTHER OCCUPANTS
		PILOT	COPILOT		
FL 250 and below	R	R	R	R	N/A
Above FL 250 through FL 350	I	I	R	R	R
Above FL 350 through FL 400	O	I or O	I or R	R	R
Above FL 400 through FL 450	O	O	I	I	R
Above FL 450 through FL 500	O	O	I	I	I

**LEGEND**

R - Oxygen shall be readily available

I - Oxygen shall be immediately available. Helmets shall be worn with an oxygen mask attached to one side or an approved quick-donning or sweep-on mask properly adjusted and positioned for immediate use. Set oxygen regulator to 100 percent and ON.

O - Oxygen shall be used.

Note

In multipiloted pressurized aircraft if above FL 250, the pilot at the controls must be using 100 percent oxygen if the other seat is occupied by other than a qualified pilot, except for aircraft equipped with quick-donning masks at both pilot stations where the above rule shall apply above FL 350.

Figure 8-3. Oxygen Requirements for Pressurized Aircraft Other Than Jet Aircraft

c. Helicopters shall carry parachutes on flights involved in experimental or research operations.

**8.2.3.2 Responsibility of the Pilot in Command.** The pilot in command of a naval aircraft in which parachutes are required shall assure the following:

- a. A parachute is available to all flight personnel and passengers in a location convenient to the intended user.
- b. All flight personnel and passengers are familiar with the location, use of the type parachute provided, and bailout procedures for the aircraft in which embarked.

**8.2.3.3 Quick Attachable Chest-Type Parachutes (QAC).** At the discretion of the pilot in command, flight personnel and passengers of aircraft

in which QAC-type parachutes are used may remove and stow their parachute harnesses in a readily accessible predesignated standard stowage space. Individuals performing pilot/copilot duties in such aircraft may remove their parachute harness only when both the following conditions prevail:

- a. The flight is conducted during daylight hours.
- b. The aircraft remains at or below 2,000 feet over open water or level terrain.

**8.2.4 Oxygen/Cabin Pressurization.** Except as stated in paragraph 8.2.4.1, all occupants aboard naval aircraft shall use supplemental oxygen on flights in which the cabin altitude exceeds 10,000 feet.

**8.2.4.1 Unpressurized Aircraft.** In unpressurized aircraft, the pilot at the controls shall use sup-

plemental oxygen continuously when cabin altitude exceeds 10,000 feet. When oxygen is not available to other occupants, flight between 10,000 and 13,000 feet shall not exceed 3 hours duration, and flight above 13,000 feet is prohibited.

**8.2.4.2 Pressurized Aircraft.** Figure 8-3 governs the use of oxygen equipment in pressurized aircraft other than tactical jet aircraft flown above 10,000 feet pressure altitude. Oxygen shall be used when cabin altitude is maintained at 10,000 feet or greater except as modified by paragraph 8.2.4.3.

**8.2.4.3 Tactical Jet and Tactical Jet Training Aircraft.** Oxygen shall be used by all occupants from takeoff to landing. Emergency bailout bottles, when provided, shall be connected prior to takeoff.

**8.2.4.4 Quantity of Oxygen.** The quantity of oxygen aboard an aircraft before takeoff must be sufficient to accomplish the planned mission. In aircraft carrying passengers, there shall be an adequate quantity of oxygen to protect all occupants through normal descent to 10,000 feet.

**8.2.4.5 Loss of Pressurization.** If loss of pressurization occurs, an immediate descent shall be made to a flight level where cabin altitude can be maintained at or below FL 250 and oxygen shall be utilized by all occupants.

**8.2.4.6 Decompression Sickness.** When an occupant of any aircraft is observed or suspected to be suffering from the effects of decompression sickness, 100 percent oxygen will be started and the pilot shall immediately descend and land at the nearest civilian or military installation suitable for safe landing and obtain qualified medical assistance. See paragraph 8.3.2.12b.

### **8.3 HUMAN PERFORMANCE AND AERO-MEDICAL QUALIFICATIONS FOR FLIGHT AND FLIGHT SUPPORT PERSONNEL**

**8.3.1 General.** Operational readiness and aviation safety are enhanced by assuring that flight and other support personnel achieve and maintain an optimal state of physical and emotional health. Conditions which reduce that state can decrease performance and increase mishap potential. This section outlines

basic guidelines that individuals and all levels of supervision and command can use to attain and monitor personnel performance.

#### **Note**

- The senior aviation commander responsible for conduct of tactical air operations may exceed these guidelines should operational necessity dictate. Exceeding the guidelines increases the probability of crew fatigue, causing impaired judgment and reduced performance.
- Landing signal officers (LSOs) shall meet the physiological standards required for aircrew in a flight status to perform the duties of a controlling or backup LSO. Maladies or injuries that do not impair mental acuity (such as minor sprains, etc.), but that preclude normal flight status may be waived by the flight surgeon on a case-by-case basis.
- Commanding officers and flight surgeons shall comply with applicable directives pertaining to mental health evaluation of servicemembers. (See DOD Directive 6490.1, Mental Health Evaluations of Members of the Armed Forces, of 14 September 1993, that is implemented by SECNAVINST 6320.24). Individuals who fall under "Military Whistleblower Protection" guidelines (DOD Directive 7050.6 of 12 August 1995, that is enclosed in SECNAVINST 5370.7) may require additional administrative procedures in conjunction with evaluation. Commanding officers are encouraged to consult with local flight surgeons and legal officers.
- UAV flightcrews should comply with all sections of 8.3 and any other applicable sections.

**8.3.2 Factors Affecting Personnel Readiness and Qualifications.** Numerous complex factors affect the readiness of flight and support personnel. Those factors must be understood by all concerned and appropriate countermeasures established to assure they do not reduce personnel readi-

PERIOD (DAYS)	SINGLE PILOTED AIRCRAFT	MULTI PILOTED (PRESSURIZED) EJECTION SEAT AIRCRAFT	MULTI PILOTED NONPRESSURIZED AIRCRAFT	MULTI PILOTED PRESSURIZED AIRCRAFT
1	6.5	12	12	12
7	30	50	50	50
30	65	80	100	120
90	165	200	265	320
365	595	720	960	1120

Figure 8-4. Maximum Recommended Flight Time

ness. Flight personnel should report any physical indisposition to superiors and assume flight duty only when fit to do so. Since an individual may frequently be the poorest judge of personal fitness, commanding officers shall ensure that flight personnel are adequately observed and appropriate temporary grounding action is taken when necessary. The following guidelines and requirements should be considered for all aspects of naval aviation.

**8.3.2.1 Rest and Sleep.** Eight hours for sleep time should be made available every 24-hour period. Ground time between flight operations should be sufficient to allow flight personnel to eat and obtain at least 8 hours of uninterrupted rest. Flight personnel should not be scheduled for continuous alert and/or flight duty (required awake) in excess of 18 hours. If it becomes necessary to exceed the 18-hour rule, 15 hours of continuous off-duty time shall be provided. Flight and ground support personnel schedules shall be made with due considerations for watch standing, collateral duties, training, and off-duty activities.

**8.3.2.1.1 Circadian Rhythm.** Circadian rhythms are cyclic fluctuations of numerous body functions that are set like a “biological clock” to a local time or sleep/awake periods. Changing local sleep/awake periods or rapidly crossing more than three time zones disrupts circadian rhythms and can cause a marked decrease in performance. This condition, called “jet lag,” is compounded by illness, fatigue, or drugs, and is resolved only by accommodation to the

new local time or sleep/awake period. The accommodation period can be estimated by allowing 1 day for every hour in excess of 3. Accommodation begins when a new daily routine is established. During that period, aircrew are not grounded but can be expected to perform at a less than optimal level. Closer observation by the flight surgeon during the period may be desirable.

**8.3.2.2 Flight Time.** Precise delineation of flight time limitations is impractical in view of the varied conditions encountered in flight operations. Required preflight/ postflight crew duty time must be given due consideration. The following guidelines are provided to assist commanding officers:

- a. Daily flight time should not normally exceed three flights or 6-1/2 total hours flight time for flight personnel of single-piloted aircraft. Individual flight time for flight personnel of other aircraft should not normally exceed 12 hours. The limitations assume an average requirement of 4 hours ground time for briefing and debriefing.
- b. Weekly maximum flight time for flight personnel of single-piloted aircraft should not normally exceed 30 hours. Total individual flight time for flight personnel of other aircraft should not exceed 50 hours. When practicable, flight personnel should not be assigned flight duties on more than 6 consecutive days.
- c. Accumulated individual flight time should not exceed the number of hours indicated in Figure 8-4.
- d. When the tempo of operations requires individual flight time in excess of the guidelines in Figure 8-4 or paragraphs 8.3.2.2a and 8.3.2.2b, flight personnel shall be closely monitored and specifically cleared by the commanding officer on the advice of the flight surgeon. Aviation-capable ships that do not have access to flight surgeons for waiving flight time limitations should utilize available general medical officers for medical evaluation. Comments should be made with regard to stress level and adequacy of rest and nutrition. Authorization from the squadron commanding officer and flight surgeon can then be made via message. Commanding officers should assure equitable distribution of flight time commitments among assigned

flight personnel, commensurate with additional ground duties that each may be assigned.

#### Note

Flight operations involving contour, nap of the earth, chemical defense gear, night and night vision devices, and adverse environmental factors (dust, cloud cover, precipitation, etc.) are inherently more stressful and demanding than flying day VFR. The resultant fatigue may have a profound physiological effect upon mission capability. Mission planners should take this physiological threat into account in making modifications to normal crew rest/crew day guidelines.

**8.3.2.3 Nutrition.** All flight and ground support personnel shall be provided a positive program of information for the establishment and maintenance of good dietary habits. Failure to eat within 12 hours preceding end of flight may impair performance and ability to adequately control aircraft. Reducing diets should be under strict supervision of a flight surgeon.

**8.3.2.4 Exercise.** Planned physical fitness programs promote health. All levels of command are encouraged to establish approved physical fitness programs for all personnel in accordance with OPNAVINST 6110.1. Due consideration must be given to avoiding contact sports, skiing, etc. Adequate rest periods must be provided for aviators before flying following participation in competitive or particularly tiring sports activity. Twelve hours should normally be adequate.

**8.3.2.5 Drugs.** Drugs are defined as any chemical that when taken into the body causes a physiological response. All flight and support personnel shall be provided appropriate information by a command drug abuse education program.

a. Legal drugs are those medically prescribed or legally purchased for treatment of illness.

(1) Prescription drugs — Taking drugs prescribed by competent medical authority shall be considered sufficient cause for recommendation of grounding unless their use is specifically ap-

proved by a flight surgeon, or a waiver for specific drug use has been granted by CHNAVPERS or the CMC. Consideration shall be given to the removal of ground support personnel from critical duties, for the duration of the drug effects, if appropriate. Medicines such as antihistamines, antibiotics, tranquilizers, sleeping pills, etc., obtained by prescription shall be discarded if all are not used during the period of medication.

(2) Over-the-counter drugs — Because of the possibility of adverse side effects and unpredictable reactions, the use of over-the-counter drugs by flight personnel is prohibited unless specifically approved by a flight surgeon. Ground support personnel shall be briefed on the hazards of self-medication and should be discouraged from using such drugs.

(3) Alcohol — The well-recognized effects (i.e., intoxication and hangover) are detrimental to safe operations. Consumption of any type of alcohol is prohibited within 12 hours of flight planning. Adherence to the letter of this rule does not guarantee a crewmember will be free from the effects of alcohol after a period of 12 hours. Alcohol can adversely affect the vestibular system for as long as 48 hours after consuming, even when blood-alcohol content is zero. Special caution should be exercised when flying at night, over water, or in IMC. In addition to abstaining from alcohol for 12 hours prior to flight planning, flightcrews shall ensure that they are free of hangover effects prior to flight. Detectable blood alcohol or symptomatic hangover shall be cause for grounding of flight personnel and the restriction of the activities of aviation ground personnel.

(4) Tobacco — Smoking has been shown to cause lung disease and impair night vision, dark adaptation, and increase susceptibility to hypoxia. Smoking is hazardous to nonsmokers, as the effects occur whether smoke is inhaled directly or secondarily. Persons desiring to smoke shall show due consideration for the desires of nonsmokers in the vicinity and abstain from smoking if asked. Further guidance on smoking is contained in paragraph 7.1.9 of this instruction.

(5) Caffeine — Excessive intake of caffeine from coffee, tea, cola, etc., can cause excitability, sleeplessness, loss of concentration, decreased awareness, and dehydration. Caffeine intake should be limited to not more than 450 mg per day, or 3 to 4 cups of coffee.

b. The use of illicit drugs is prohibited.

**8.3.2.6 Illness.** Acute minor illnesses such as upper respiratory infections, vomiting, or diarrhea can produce serious impairment of flight personnel. All illnesses shall be evaluated by competent medical authority. Recommendations for grounding shall be accomplished by the submission of a grounding notice (NAVMED 6410/1). Clearance notices (NAVMED 6410/2) shall be issued only by a flight surgeon. Where a flight surgeon is not available, clearance notices shall be handled in accordance with BUMEDINST 6410.5. Flight personnel who are hospitalized shall be evaluated in accordance with current BUMED directives and a clearance notice issued prior to flight. Ground support personnel should be similarly monitored. Aircrew shall not fly for at least 48 hours after general, spinal, or epidural anesthetic. Return to flying status thereafter shall be upon the recommendation of a flight surgeon and at the discretion of the commanding officer.

**8.3.2.7 Dental Care.** Dental procedures that involve the use of injectable drugs (e.g., novocaine) shall be cause for grounding for a period of 24 hours.

### 8.3.2.8 Pregnancy

a. Because of the medical hazards of flight, pregnant flight personnel shall consult with their flight surgeon when they first suspect they are pregnant. Flight personnel are grounded during pregnancy unless a clearance to continue in flight status is granted by the aviation unit commanding officer. Consideration for such clearance should be based on desire of the pregnant aircrew member to continue flying; the formal recommendation and concurrence of her obstetrician; and the recommendation and concurrence of the local or unit flight surgeon. The member shall submit her request to her commanding officer with these endorsements. Her request should acknowledge an understanding of the potential risks of continued flying during pregnancy. A copy of the commanding officer's final

action shall be forwarded to the appropriate BUPERS code or CMC (ASM) and to NAVOPMEDINST DET NAVAEROMEDINST (Code 342). If clearance to continue flying is not requested or granted, notification will be made to BUPERS or CMC and NAVOPMEDINST DET NAVAEROMEDINST (Code 342). In either case, an estimated date of delivery and return to full duty shall be included.

b. Flying during pregnancy is prohibited in single-piloted aircraft, ejection seat aircraft, high performance aircraft that will operate in excess of 2gs, aircraft involved in shipboard operations or flights with cabin altitudes that exceed 10,000 feet.

c. Clearance will be valid only until the start of the third trimester. Participation in aviation physiology, aviation water survival, or other survival programs is not permitted. If aviation physiology qualifications expire during the pregnancy, clearance for continued flying shall not be granted beyond the date of expiration of those qualifications.

d. Following completion of the pregnancy and return to full duty, a post-grounding physical shall be submitted to NAVOPMEDINST DET NAVAEROMEDINST (Code 342) for endorsement. This submission shall include information regarding any complications encountered during pregnancy as well as the health of the child and mother following delivery.

e. If the aircrew member becomes pregnant during aviation training, she shall be grounded until after completion of the pregnancy and return to normal full duty.

f. Normal uncomplicated pregnancy in female air traffic controllers is not considered physically disqualifying in itself. Specific duty modifications during the pregnancy if required should be managed locally.

**8.3.2.9 Emotional Upset.** Commanding officers must remain alert to the emotional and physical status of assigned personnel and take corrective action as may be necessary either for individuals or particular groups (i.e., referral for professional evaluation, short standdown from flight duties, rest and recreation, leave, etc.).

**Note**

Commanding officers and flight surgeons shall comply with applicable directives pertaining to mental health evaluation of servicemembers (see SECNAVINST 6320.24, Mental Health Evaluations of Members of the Armed Forces). Individuals who fall under "Military Whistleblower Protection" guidelines (SECNAVINST 5370.7) may require additional administrative procedures in conjunction with evaluation. Commanding officers are encouraged to consult with local flight surgeons and legal officers.

**8.3.2.10 Immunization/Injections.** Flight personnel shall not participate in flight duties for 12 hours after receiving an immunization or injection unless cleared sooner by a flight surgeon. Those showing protracted or delayed reaction shall be grounded until cleared by a flight surgeon.

**8.3.2.11 Blood Donation.** Although blood donated in small quantities is quickly replaced and does not adversely affect ground activities, the haz-

ards of hypoxia and reduced barometric pressure make it desirable to limit such donations by flight personnel in accordance with the following:

- a. Flight personnel shall not be regular blood donors.
- b. Flight personnel in combat or flying in a shipboard environment shall not donate blood within 4 weeks prior to such flying.
- c. Flight personnel shall not participate in flight duties or perform low-pressure chamber runs for 4 days following donation of 450 cc of blood (1 pint).

**8.3.2.12 Hypobaric Exposure.** The following restrictions to flight following low-pressure chamber flights or accidental hypobaric exposure (rapid decompression in flight) apply.

- a. Flight personnel shall not perform flight duties for 12 hours after exposure to low-pressure chamber flight in excess of 30,000 feet. They may fly during the 12 hours as passengers in aircraft where cabin altitude does not exceed 10,000 feet.

<u>AIRCRAFT</u>	<u>EJECTION SEAT(S)</u>	<u>NUDE WEIGHT</u>
A-4/TA-4F/J	ESCAPAC IG-3	136-213
T/AV-8B	SJU-4/12/13	136-213
EA-6B	GRUEA-7	140-204
F-14A/B	GRU-7A	136-213
F-14D	SJU-17(V) 3/A,4/A	136-213
F/A-18A/B/C/D (BUNO 164068 and prior (pre-lot 13))	SJU-5/-6	136-213
F/A-18C/D/E/F (BUNO 164196 and up)	SJU-17(V) 1/A,2/A,9/A	136-213
F/A-18C/D/E/F (BUNO 164196 and up)	SJU-17A(V) 1/A,2/A,9/A	136-245
F-5E/F	NORTHROP Improved Rocket	132-201
S-3/ES-3	ESCAPAC IE-1	136-213
T-2	LS-1A	140-204
T-45A/C	SJU-17(V) 5/A,6/A	136-213
T-38A	NORTHROP Improved Rocket	132-201
T-45A/C	SJU-17(V) 5/A,6/A	136-213
T-45A/C	SJU-17A(V) 5/A,6/A	136-245

Figure 8-5. COMNAVAIRSYSCOM Certified Crewmember Weights



b. Individuals who have experienced a reaction to decompression (vasomotor collapse, unconsciousness, bends, etc.) in flight shall be immediately referred to a flight surgeon. Grounding and clearance shall be in accordance with paragraphs 8.3.2.6 and 8.5.1 of this instruction.

**8.3.2.13 Hyperbaric Exposure.** Under normal circumstances, flight personnel shall not fly or participate in low-pressure chamber flights within 24 hours following scuba diving, compressed air dives, or high-pressure chamber evolutions. Where an urgent operational requirement dictates, flight personnel may fly within 12 hours of scuba diving, provided no symptoms of aeroembolism/decompression sickness develop following surfacing and the subject is examined and cleared by a flight surgeon. Personnel participating in HEED/HABD may fly as passengers without restriction. Participation in flight duties is prohibited for 12 hours following HEED/HABD. 'The hyperbaric exposure flight restriction is not applicable to routine ground pressurization checks conducted in P-3 and C-130 aircraft when completed without incident'.

**8.3.2.14 Beards.** Beards are prohibited for those who use oxygen masks routinely. Flight personnel who do not wear masks routinely shall not wear a beard that would significantly interfere with safe oxygen mask functions during emergency use.

**8.3.2.15 Eyeglasses.** Corrective eyeglasses shall be worn as prescribed. The requirement to wear corrective lenses will be annotated on the clearance notice.

**8.3.2.16 Dehydration.** Of all causes of fatigue, one of the most treatable is dehydration. Early stages of dehydration can lead to emotional alterations and impaired judgment. Flightcrew should be aware of the following:

- a. Heavily sweetened drinks should be avoided since sugar can slow the absorption of water in the body.
- b. Alcohol and coffee (caffeine) are diuretics and will cause the body to lose more than it gains.
- c. Ingestion of plain water throughout the day will reduce probability of dehydration and resultant fatigue.

**8.3.2.17 Simulator Sickness.** Simulator exposure can cause perceptual sensory changes that may compromise safety. The experience of symptoms such as nausea, disorientation, and sweating has occurred in fighter, attack, patrol, and helicopter simulators. Symptoms of simulator sickness may occur during simulator flight and last several hours after exposure. In some cases, the onset of symptoms has been delayed as much as 18 hours. The symptoms have occurred in both motion base and fixed-base simulators to pilots and other aircrew as well as instructors. Preliminary data suggest that more experienced flight personnel may be at greater risk, as well as individuals who are new to the simulator. Flight personnel exhibiting symptoms of simulator exposure should abstain from same-day flying duties. Individuals who have experienced simulator sickness in the past have a greater probability of recurrence and should not be scheduled to fly for 24 hours following simulator exposure. Adaptation does occur over time.

**8.3.2.18 Body Weight For Ejection Seat Aircraft.** The minimum and maximum nude body weights allowed for those on those on aviation duty are 100 pounds and 235 pounds, respectively. However, regardless the allowable body weight limitations, any person flying in an ejection seat aircraft whose nude body weight is below or above the COMNAVAIRSYSCOM-certified crewmember weights for an ejection seat is at increased risk of injury from ejection. COMNAVAIRSYSCOM certified crewmember weights are depicted in Figure 8-5.

**8.3.3 Performance Maintenance During Continuous and Sustained Operations.** Operational commitments may necessitate continuous and/or sustained operations in which sleep and circadian rhythms are disrupted, leading to potentially hazardous fatigue. NAVMED P-6410 (01 Jan 2000), Performance Maintenance During Continuous Flight Operations, A Guide for Flight Surgeons, provides background on the subject, strategies for fatigue reduction, and guidance in the use of sleep-inducing and anti-fatigue medications ("no-go pills" and "go-pills") in aircrew. Commanding Officers, in consultation with their Flight Surgeons, are authorized to use any of the strategies described in the guide when mission requirements and operational risk management indicate use would be appropriate.



## 8.4 NAVAL AVIATION SURVIVAL TRAINING PROGRAM

### Note

This section 'combines' Naval Aviation Physiology Training Program (NAPTP) and Naval Aviation Water Survival Training Program (NAWSTP) into a single Naval Aviation Survival Training Program (NASTP).

a. The Naval Aviation Survival Training Program (NASTP) includes four specific types of aviation physiology and water survival training.

- (1) Initial training "N/NP" series.
- (2) Specialized, Supplemental and/or Advanced continuation training "N" or "NP" series.
- (3) Refresher continuation training for aircrew "R/RP" series.
- (4) Adjunctive training that augments the basic refresher cycle of the NASTP and squadron aviation safety programs

b. Fleet Air Introduction/Liaison of Survival Aircrew Flight Equipment (FAILSAFE) Program. Commanding officers shall ensure that aircrews receive indoctrination whenever new or modified ALSS is introduced to the fleet. ALSS technical data indoctrination packages (TDIPs) provided by Naval Air Systems Command to Aeromedical Safety Officers (AMSO) and Aviation Survival Training Centers (ASTC) will be used to satisfy requirements.

c. Commanding officers shall ensure that all of the requirements are met and that all NASTP training is documented in the NATOPS flight personnel training/qualification jacket (OPNAV 3760/32).

d. NVD Training Program — Indoctrination and refresher NITE Lab training are strongly encouraged for all aircrew involved in NVD operations.

- (1) Indoctrination training is defined as the student's first attendance at a NITE Lab training

facility, typically occurring during the student's FRS or night attack/systems training syllabus.

(2) Refresher training is defined as subsequent training provided at NITE Lab facilities, as required by the applicable USMC Training and Readiness Manual, USN TYCOM/Type Wing instruction or as requested by unit commanders.

(3) Personnel participating in initial/ refresher NITE Lab training shall be graded as follows:

- (a) Qualified (Q): Scoring 80 percent or higher on the sensor course examination.
- (b) Unqualified (U): Failing to score at least 80 percent on sensor course examination. Disposition of students in this status will be at the discretion of the command.

### 8.4.1 Naval Aviation Survival Training Program

**8.4.1.1 Training Requirements.** The NASTP shall prepare personnel authorized to fly in naval aircraft for the aeromedical aspects of flight, water survival, and proper employment of ALSS and survival procedures. The NASTP is divided into four different levels of training. Renewal is required every 4 years unless otherwise stated and may be accomplished within 60 days preceding expiration of current qualification. At 4 years, expiration date shall be on the last day of the month in which training was completed. Additionally, NASTP requirements unless otherwise stated, are as follows:

a. Appropriate courses for aircrew and non-aircrew are found in Appendix E, Figure E-1 and this Chapter. Unless otherwise noted, courses cannot be substituted for each other.

b. All U.S. Military services and foreign military aviators and aircrew flying in USN/USMC aircraft shall meet U.S. Navy quadrennial refresher training requirements prior to flight.

c. Personnel who do not fly in a crew position for a period of 18 consecutive months are considered expired and shall be retrained prior to resuming flight status.

**CLEARANCE FOR NONMILITARY/NONAIKCREW PERSONNEL  
TO FLY IN USN/USMC AIRCRAFT**

**THIS FORM SHALL BE PROVIDED BY THE FLIGHT APPROVING AUTHORITY**

**TO THE APPLICANT PLEASE READ CAREFULLY:** You are requesting clearance to fly in military aircraft as a nonaircrew observer. Prior to flying, you are required to complete aviation physiology and aviation water survival training. These training programs require a high level of fitness and stamina. You will be required to complete training in complete flight gear, including helmet, gloves, boots, flight suit, parachute harness, and survival vest. Training includes a 25-yard surface swim, treading water for 2 minutes, drownproofing for 2 minutes, and orally inflating your life preserver. Underwater egress training requires you to swim 15 yards underwater in a flight suit and boots. Additionally, you will receive hypoxia recognition training in a hypobaric chamber to simulated altitude of 25,000 feet. Actual flight may be in high performance ejection seat aircraft capable of sustained high g-force maneuvering. To obtain clearance to fly in military aircraft, you are required to obtain a physical examination from your personal physician at your expense. Please fill out the medical questionnaire and have your physician fill out the physical examination section of this form. You must then present this completed form to a Navy Flight Surgeon for endorsement for training and flight.

**YES NO Medical Questionnaire - Do you have or have you ever had:**

- 1. Disease of the eyes, ears, sinuses, seasonal allergies, hayfever, difficulty with clearing your ears, or pain in your ears or sinuses from diving or flying?
- 2. Chest pain, angina, heart attack, heart disease, heart murmur, palpitations, cardiac catheterizations, or pacemaker?
- 3. Hypertension, stroke, blood clots in legs, swelling in feet, or excessive fatigue with mild exertion?
- 4. Asthma, wheezing, emphysema, chronic bronchitis, tuberculosis, collapsed lung, or shortness of breath with mild exertion?
- 5. Disease of the bowel, ulcers, diverticulitis, chronic abdominal pain, hernia, kidney stone, or painful or frequent urination?
- 6. Arthritis, joint deformity, chronic back pain, or limitation of use of your back or extremities?
- 7. Paralysis, muscle atrophy, seizures, epilepsy, migraine or other severe headaches, loss of consciousness, or amnesia?
- 8. Mania, depression, schizophrenia, suicide attempt, alcoholism, panic attacks, fear of flying, fear of heights, fear of enclosed spaces?
- 9. Anemia, diabetes, cancers, arterial gas embolism, bends, surgery, hospitalization, or other chronic medical conditions not listed?
- 10. Are you currently pregnant?
- 11. Are you currently taking any medication? List: \_\_\_\_\_
- 12. Can you jog 15 minutes continuously and swim 100 yards?

Applicant's Name \_\_\_\_\_

Age \_\_\_\_\_ Sex \_\_\_\_\_

Address \_\_\_\_\_

Phone \_\_\_\_\_

Signature \_\_\_\_\_

Date \_\_\_\_\_

Figure 8-6. Clearance for Nonmilitary/Nonaircrew Personnel to Fly in USN/USMC Aircraft (Sheet 1 of 2)

**TO THE EXAMINING PHYSICIAN**

This person is seeking clearance to fly military aircraft as a nonaircrew observer. He or she will be required to complete aviation physiology and water survival training. These training programs are designed as high risk training (described on the front of this form) and require a high degree of physiology and psychological stamina. Completion of these training programs may lead to actual flight in high performance ejection seat aircraft capable of sustained high g-force maneuvering. The purpose of this evaluation is to clear this individual for the required training as well as actual flight.

Please Complete and Elaborate on all Abnormal Findings and Positive Responses

Height \_\_\_\_\_ Weight \_\_\_\_\_ Temp \_\_\_\_\_ Pulse \_\_\_\_\_ Resp \_\_\_\_\_ B/P \_\_\_\_\_  
 Corrected Visual Acuity: Right \_\_\_\_\_ Left \_\_\_\_\_ Hearing: (Normal/Abnormal) \_\_\_\_\_  
 HGB or HCT \_\_\_\_\_ Urinalysis: Glucose \_\_\_\_\_ Protein \_\_\_\_\_ Ketone \_\_\_\_\_ Sp. Gravity \_\_\_\_\_  
 EKG (within last 12 months) \_\_\_\_\_ Chest XRAY (within last 3 years) \_\_\_\_\_

NL	ABN		Elaboration and Comments
<input type="checkbox"/>	<input type="checkbox"/>	HEENT (include eustachian tube patency)	_____
<input type="checkbox"/>	<input type="checkbox"/>	Heart and Vascular	_____
<input type="checkbox"/>	<input type="checkbox"/>	Chest and Lungs	_____
<input type="checkbox"/>	<input type="checkbox"/>	Abdomen, Genitalia, and Hernia	_____
<input type="checkbox"/>	<input type="checkbox"/>	Spine, Extremities, and Musculoskeletal	_____
<input type="checkbox"/>	<input type="checkbox"/>	Neurological	_____
<input type="checkbox"/>	<input type="checkbox"/>	Mental Status	_____

**SAMPLE**

This person is medically fit to participate in aviation physiology and water survival training as well as actual flight in high performance military aircraft.

Examining Physician's Signature \_\_\_\_\_ Phone # \_\_\_\_\_  
 Date \_\_\_\_\_

Flight Surgeon's Endorsement: Type Aircraft \_\_\_\_\_ Qualification PQ NPQ  
 For physiology and water survival training, and flight in military aircraft as a selected passenger.

Signature \_\_\_\_\_ Date \_\_\_\_\_  
 (Note: Scope of examination at the discretion of the Flight Surgeon)

Physiology Training: Curriculum \_\_\_\_\_ Qualification Q CQ UQ

Authorized Signature \_\_\_\_\_ Date \_\_\_\_\_

Water Survival Training: Curriculum \_\_\_\_\_ Qualification Q CQ UQ

Authorized Signature \_\_\_\_\_ Date \_\_\_\_\_

Commanding Officer's Endorsement: Type Aircraft \_\_\_\_\_ Approved  Disapproved

Signature \_\_\_\_\_ Date \_\_\_\_\_

Figure 8-6. Clearance for Nonmilitary/Nonaircrew Personnel to Fly in USN/USMC Aircraft (Sheet 2 of 2)

d. Personnel who transition to a different category aircraft or require additional qualifications for a different aircraft category (i.e., becoming dual qualified) as defined in Figure E-2 during their 4 year cycle shall require additional training. If initial (N1/NP1 or N5/NP2) and advanced continuation training (N6, N11, or N12 as applicable) have been completed, only the refresher course (R1/RP1, R2/RP2, R3/RP3, or R4/RP4 as applicable) for the transition aircraft needs to be completed. The date of the first qualification serves as the 4-year currency benchmark. Elements B, C, D, E, and I of the required refresher training in Figure E-4 do not need to be repeated, all other elements as listed must be successfully completed.

e. Flight personnel being assigned to an out-CONUS duty station shall complete applicable NASTP training prior to leaving CONUS. Commanding officers of detaching personnel shall ensure that requirements are met prior to detachment or ensure that the individual is scheduled for NASTP completion in route. Training must be completed to ensure that NASTP currency will not expire during assigned out-CONUS tour.

f. Personnel shall complete their training prior to commencement of a deployment if their qualifications will expire during that deployment.

g. Aircrew in a DIFDEN status are not required to maintain currency in NASTP training. Personnel under DIFDEN waivers are required to be current in NASTP.

h. Common elements of NASTP and USAF Original and Refresher Physiology training shall be recognized as meeting either service's requirements. Common elements are items B-E, V, X, Y of Figure E-4. Not recognized are aviation water survival items and aircraft/service specific training, such as ejection seat, emergency egress and ALSS training. For designated aircrew trained in USAF Physiology and Water Survival (S-V86-A or S-V90-A) appropriate NASTP refresher curriculum (Figure E-2) less the common elements shall be completed prior to flight. For non-aircrew, the appropriate Initial course less the common events shall be completed prior to flight. USAF Officer Cadet Initial Training and USAF Passenger Training is not recognized as meeting any NASTP requirements.

i. For USAF trained aircrew selected to fly in Category 1 aircraft (Figure E-2), if Original USAF Physiology Training and USAF Water Survival course S-V86-A have been successfully completed, R1/RP1 shall be required prior to flight duties in Naval aircraft. If these courses have not been completed, the appropriate required training is N5/NP2 and N6 prior to flight.

j. For USAF trained aircrew selected to fly in Category 2 aircraft (Figure E-2), if Original USAF Physiology Training and USAF Water Survival course S-V90-A have been successfully completed, R2/RP2 shall be required prior to flight duties in Naval aircraft. If these courses have not been completed, the appropriate training is N5/NP2 and N11 prior to flight.

k. For USAF trained aircrew selected to fly in Category 3 aircraft (Figure E-2), if Original USAF Physiology Training and USAF Water Survival courses S-V90-A and S-V84-A have been successfully completed, R3/RP3 shall be required prior to flight duties in Naval aircraft. If these courses have not been completed, the appropriate training is N5/NP2 and N12 prior to flight.

l. For USAF trained aircrew selected to fly in Category 4 aircraft (Figure E-2), if Original USAF Physiology Training and USAF Water Survival course S-V90-A have been successfully completed, R4/RP4 shall be required prior to flight duties in Naval aircraft. If these courses have not been completed, the appropriate training is N5/NP2 and N11 prior to flight.

m. Civilian contractor DOD flight operations are governed by this document, NAVAIRINST 3710.1 and must also comply with US Title Code, OMB, DOD, SECNAVINST and other OPNAV instructions concerning reimbursement to the Navy for provided training.

n. DOD civilians are authorized training per Figure E-1 if duties require flight aboard USN/USMC, other U.S. Military, USCG, or NASA owned aircraft.

o. Non-DOD civilians are authorized training if authorized flight aboard USN/USMC, other U.S. Military, USCG, or NASA owned aircraft (reimbursement may be required).



p. The NASTP curricula shall indicate those elements which constitute elements specific to overwater flights. For orientation flights approved with aviation water survival training waived (i.e., flights are overland only), those elements specific to overwater flights are not required.

q. The common elements of NASTP and Foreign military aviation physiology training shall be recognized as meeting either service's requirements per the STANAG 3114 Aeromedical Training of Flight Personnel agreement. Common elements are items B-E, V, X, Y of Figure E-4. Not recognized are aviation water survival items and aircraft/service specific training, such as ejection seat, emergency egress and ALSS training. For foreign trained aircrew, appropriate NASTP curriculum (N5/NP2 with N6, N11 or N12) less the common elements shall be completed prior to flight. For non-aircrew (selected passengers or project specialists), appropriate NASTP curriculum (N3/NP3 or N4/NP4) less the common elements listed above shall be completed prior to flight. This policy is in effect for the following countries: Belgium, Canada, Denmark, France, Germany, Greece, Italy, Netherlands, Norway, Portugal, Turkey, and United Kingdom. For all others, the applicable NASTP course shall be completed in its entirety.

r. Completion of Canadian or United Kingdom Aviation Water Survival training is recognized as meeting Initial NASTP Aviation Water Survival training requirements. For designated Canadian and/or United Kingdom aircrew, if their aviation physiology and water survival training has been successfully completed in their native country, the applicable NASTP refresher curriculum (R1/RP1, R2/RP2, R3/RP3, or R4/RP4) shall be completed prior to Navy flight duties. If initial aviation physiology and water survival has not been completed, the aviator shall be enrolled in N5/NP2 with appropriate follow on advanced training (N6, N11, or N12).

s. No NASTP training is required for UAV flight crews.

**8.4.1.2 Records.** Flight personnel reporting for NASTP training at an ASTC shall deliver their NATOPS jacket with a current Aeromedical Clearance Notice (BUMED 6410/2) to the training site. The

ASTC shall ensure that appropriate training entries are made in the NATOPS jacket. All training documentation forms are to be retained as a permanent part of the NATOPS jacket. Personnel completing Adjunctive training shall have required annual training documented in their NATOPS jacket, other Adjunctive training may also be documented there.

#### **8.4.1.3 Physical Prerequisites for Participation in the NASTP**

a. All prospective and designated flight personnel on competent flight orders shall have an Aeromedical Clearance Notice prior to participation in any dynamic training of the NASTP. The documentation shall be signed by a naval flight surgeon (FS), aviation medical officer (AMO), or aviation medical examiner (AME). Battalion surgeons are authorized to provide medical clearance letters for FMF personnel participating in special underwater egress training (N7, N8, N9 and N10).

b. With regard to naval aviator and enlisted aircrew candidates entering initial training through either the CNATRA or USAF AETC pipeline, exceptions to paragraph 8.4.1.3a are authorized as determined by NAVOPMEDINST and approved by BUMED. In no case shall they be allowed to commence actual flight training until any required waiver is approved by NAVPERS or CMC (ASM) and an Aeromedical Clearance Notice is issued by a flight surgeon.

(1) For cases where NAVOPMEDINST has a completed flight physical but cannot issue an Aeromedical Clearance Notice pending administrative processing, NAVOPMEDINST may certify the candidate physically qualified to commence Initial training using NAVOPMEDINST 6120/2.

(2) Naval aviator candidates and enlisted aircrew candidates awaiting waiver approval for a physical defect may be transferred from NAVAVSCOLSCOM to further aviation pipeline training only upon recommendation from NAVOPMEDINST and NAVAVSCOLSCOM. In no case shall they be allowed to commence actual flight training until any required waiver is approved by BUPERS or CMC (ASM) and an Aeromedical Clearance Notice is issued by a flight surgeon.

c. Non-aircrew personnel, government contractors, Federal Government agencies (except NASA) and civilian agencies shall have an Aeromedical Clearance Notice or Medical Clearance for Non-military/Non-aircrew Personnel to Fly in USN/USMC Aircraft (OPNAV 3710/18 (3-95), Figure 8-6) for participation in the NASTP. The medical clearance is valid for 1 year.

d. Appropriate medical clearances for other U.S. military, USCG or NASA personnel participating in the NASTP may be signed by those services' or agencies' medical officers, signifying that the individual is physically qualified for participation in high- or moderate- risk NASTP.

e. Physical prerequisites for other personnel not identified above shall be determined on a case-by-case basis by CNO (N789) or CMC (ASM).

f. The same human factors/aeromedical qualifications concerning rest and sleep, drugs, and alcohol that appear in paragraph 8.3.2 shall apply to the NASTP training.

g. The general NASTP swimming ability prerequisite is U.S. Navy 2<sup>nd</sup> class swimmer or better, or for USMC assault troops, Marine Corps Water Survival CWS3 (to include survival floatation instruction) swimmer or better is required. Specific pre-requisites are listed in CNO approved curricula.

h. Personnel participating in NASTP lectures only do not require medical clearance.

**8.4.1.4 Training Waivers/Qualification Extensions.** Personnel delinquent in the NASTP training requirements shall not be scheduled to fly unless a qualification extension has been granted by the appropriate TYCOM or in accordance with this instruction as follows:

a. Training waivers for required N, NP, or N/NP training shall be submitted to CNO (N789) or CMC (ASM) as appropriate. Waivers for individuals participating in orientation/indoctrination flights will be handled per paragraph 3.2. If a waiver is granted, the pilot in command shall ensure that the individuals are thoroughly briefed on installed life support systems (i. e., oxygen sys-

tems, parachutes, life vests, exposure suits), emergency egress systems (i. e., ejection seats, canopy jettison system), and ditching, crash landing and bailout procedures. NASTP requirements are waived for passengers in aircraft not equipped with ejection seats or personal oxygen systems used for primary life support.

b. Training waivers and qualification extensions for R/RP training shall be submitted to the appropriate TYCOM.

c. CNO or CMC may grant a waiver/qualification extension if the previously designated waiver authorities are not in the chain of command.

d. CNO (N789) shall be an information addressee on all waiver/qualification extension requests.

**8.4.1.5 Coordination.** Type Commanders, commanding officers, aerospace physiologists, flight surgeons, training and safety officers shall monitor the NASTP to ensure that the curricula support their requirements. NASTP curricula shall be submitted to CNO (N789) for approval. Curricula shall be developed by NAVOPMEDINST (NASTP MM), and sent to CNO via BUMED (NASTP Training Agent) with a copy to CNET (OTE2-AV). The curricula shall be developed with the technical advice of other naval activities as necessary. CNO-approved curricula shall be distributed by NAVOPMEDINST for implementation. NASTP N, NP, N/NP and R/RP training shall be accomplished only through the approved ASTCs listed in Appendix E, Figure E-3. NAVOPMEDINST shall, in coordination with BUMED, evaluate and standardize all approved curricula, procedures, equipment and devices. NAVOPMEDINST is also responsible for the development/ distribution/ duplication of academic support materials for the NASTP curricula. The NASTP model manager shall conduct annual evaluations as directed by CNO (N789) of all CNO-authorized NASTP ASTCs.

**8.4.1.6 Graded Elements.** Elements of training identified as GRADED ELEMENT in Appendix E, Figure E-4, are considered graded and must be satisfactorily demonstrated in accordance with standards established in CNO-approved curricula. Other elements of training (though not graded) must be successfully completed.

## 8.4.2 Approved Curricula

**8.4.2.1 Initial (N/NP).** Required initial training for all prospective active-duty USN and USMC aeronautically designated personnel and for USAF and USCG personnel in the Navy pipeline. Required initial training for non-aircrew personnel. The category classification for these personnel is illustrated in Appendix E, Figure E-1. Initial courses shall not be substituted for one another.

a. N1/NP1. Initial NASTP training for all officer aircrew students. Provides basic introductory training, appropriate follow on course specific to aircraft pipeline (N6, N11, or N12) must also be completed prior to flight.

b. N5/NP2. Initial training for all enlisted aircrew students and personnel on flight orders. Provides basic introductory training, appropriate follow on course specific to aircraft pipeline (N6, N11, or N12) must also be completed prior to flight. Replaces previous N1 & NP1 courses for enlisted aircrew. N5/NP2 is the appropriate initial training for all aircrew or personnel on flight orders who have not completed N1/NP1 training. Required for all prospective military/civilian aeronautically designated personnel or other individuals on flight orders (e.g., enlisted noncrewmembers on flight orders) including USMC helicopter aerial gunners/observers, and initial training for exchange aircrew (other U.S. Military services, and foreign services). The specific aircraft category of training received (Figure E-2) shall be documented (e.g. "N5/NP2 - Cat 3" would indicate no low pressure chamber flight for the trained helicopter aircrew).

c. N2/NP7. Required training for Midshipmen participating in orientation flights or a summer cruise with the possibility of flying. The training is specific for the type of aircraft to be flown and good for one flying indoctrination period of time on the selected aircraft type only. The qualification is good for only 180 days. Upon expiration, this course is to be repeated to maintain currency. The specific aircraft category of training received (Figure E-2) shall be documented (e.g. "N2/NP7 - Cat 1").

d. N2/NP8. Required training for VIPs, military non-aviators, and non-military personnel selected

for orientation flights. Training is specific for type of aircraft being flown and is good for a period up to 90 days for the selected aircraft type only. Upon expiration, this course is to be repeated to maintain currency. The specific aircraft category of training received (Figure E-2) shall be documented (e.g. "N2/NP8 - Cat 1").

e. N3/NP3. Required training for Selected Passengers. The training is good for 4 years. Training is specific to ejection seat aircraft and dynamic high risk training is required (e.g., Low Pressure Chamber, Dynamic Ejection Seat Trainer, 9D5). Upon expiration, this course is to be repeated to maintain currency.

f. N4/NP4. Required training for Project Specialists. The training is specific for the type of aircraft to be flown (Figure E-2). The training is good for 4 years on the specific aircraft type. Upon expiration, this course is to be repeated to maintain currency. The specific aircraft category of training received (Figure E-2) shall be documented (e.g. "N4/NP4 - Cat 2").

**8.4.2.2 Specialized, Supplemental or Continuation (N or NP).** Mission Specific required specialized, supplemental or continuation training for aircrew and non-aircrew personnel.

a. NP5. Centrifuge-based Flight Environment Training (CFET). Required initial training for all tactical jet aircrew flying AV-8, EA-6, F-5, F-14, F-16, or F/A-18 aircraft prior to reporting for FRS training. Documented CFET training completed as a student at NADC Warminster, Holloman AFB, or Brooks AFB is recognized as meeting CFET requirements. Tactical jet aircrews who have not received dynamic CFET training (NP5) shall receive this course as soon as operationally practical.

b. NP6. Physiology training for special operations personnel conducting high altitude parachute operations. The training is good for 4 years and meets USAF/USA HAP physiology training requirements.

c. N6. Advanced continuation training for aircrew selected for tactical jets. Prerequisite is completion of either N1/NP1 or N5/NP2 (these are to

be used for determination of the 4-year training interval). Once completed, appropriate Refresher training is R1/RP1. Completion of this training has been previously documented as completing either N1 and N6 or N1 and R1.

d. N7. Advanced underwater egress training for personnel authorized to use the Helicopter Aircrew Breathing Device (HABD) or Helicopter Emergency Egress Device (HEED). Minimum prerequisite training is successful completion of Module N of Figure E-4. Training is good for 4 years. More frequent training may be given when requested in writing by the student's parent command.

e. N8. Basic Aviation Water Survival Skills, Remedial and Adjunctive training. Provides both supplemental training in survival skills, equipment usage and/or remediation in specific water survival training elements. Training available upon request or as required.

f. N9. Underwater egress training in device 9D5A or other CNO-approved Multi-place Underwater Egress Trainers for heliborne combat troops, flag staff officers, embarked staff, chaplains, doctors, dentists, etc.; and other authorized personnel whose duty assignments necessitates frequent overwater helicopter or tiltrotor flights. Training is good for 4 years. More frequent training may be given when requested in writing by the student's parent command.

g. N10. Advanced water survival training for aircrew utilizing the CBR ensembles. Prerequisite training is successful completion of N6, N11, or N12. Training is good for 4 years. More frequent training may be given when requested in writing by the student's parent command.

h. N11. Advanced continuation training for aircrew selected for fixed wing non-ejection seat aircraft. The prerequisite is completion of either N1/NP1 or N5/NP2 (these are to be used for determination of the 4-year training interval). Once completed, appropriate Refresher training is R2/RP2 or R4/RP4 depending upon parachute availability in aircraft. Completion of this training was previously documented as completing N1. The specific aircraft category of training received (Figure E-2) shall be documented (e.g. "N11 - Cat 2" for parachute equipped aircraft training).

i. N12. Advanced continuation training for aircrew selected for Helicopters. Prerequisite is completion of either N1/NP1 or N5/NP2 (these are to be used for determination of the 4-year training interval). This course includes required HABD/HEED training. Once completed, appropriate Refresher training is R3/RP3. Completion of this training was previously documented as completing N1 and N7.

j. N13. USMC "Non-Aircrew" Personnel Underwater Egress Familiarization/ Orientation Course. This course is authorized only for USMC personnel. This Underwater Egress Familiarization/ Orientation course is designed specifically to provide USMC Expeditionary Forces familiarization with underwater egress procedures from a multi-place underwater egress trainer. This course does not satisfy the required Underwater Egress training (N9) for aircrew personnel. Prerequisites are completion of CWS3 or higher and documentation of survival flotation training.

k. N14. Advanced Underwater Egress and Survival Procedures Course. This course will provide advanced training in underwater egress procedures from helicopters that are specific to the equipment worn or carried. Prospective students are Special Operations Forces to include; USMC Force Reconnaissance, USN Spec War (SEAL), and U. S. Army Special Forces. Prerequisites are Force Reconnaissance Basic Underwater Egress and HABD training, NASTP N9 and N7 courses, or basic USN or USA SCUBA course.

**8.4.2.3 Refresher Continuation (R/RP).** Required continuation training for aeronautically designated personnel. Prerequisite is completion of advanced continuation training (N6, N11, or N12). Training requirements per paragraph 8.4.1.1 apply for USAF, other U.S. Military and foreign students.

a. R1/RP1. Platform specific scenario based continuation training for aircrew flying in ejection seat equipped aircraft (Category 1 of Figure E-2).

b. R2/RP2. Platform specific scenario based continuation training for aircrew flying in non-ejection parachute equipped aircraft (Category 2 of Figure E-2).



(1) Aircrew assigned to the E-2 shall complete this course. The curriculum shall contain aviation water survival elements specific to the E-2 airframe that are not required by others (e.g., HABD). Completion of the E-2 specific syllabus shall be documented (e.g., "R2/RP2 – E-2").

(2) Successful completion of R2/RP2 E-2 syllabus also satisfies the R2/RP2 C-2 training requirements.

c. R3/RP3. Platform specific scenario based continuation training for aircrew flying in helicopters (Category 3 of Figure E-2). Training includes required HABD/HEED (N7) training which will not be documented separately.

d. R4/RP4. Platform specific scenario based continuation training for aircrew flying in pressurized (oxygen available) non-parachute equipped aircraft (Category 4 of Figure E-2). This course's requirements were previously met by completion of RP2 and either R2 or R3.

(1) Aircrew assigned to the V-22 shall complete this course, the curriculum shall include aviation water survival elements specific to the V-22 airframe that are not required by others (e.g., HABD). Completion of the V-22 specific syllabus shall be documented (e.g., "R4/RP4 – V22").

(2) Aircrew assigned to the C-2 shall complete this course. The curriculum shall contain aviation water survival elements specific to the C-2 airframe (e.g., HABD) but does not include parachute training. Completion of the C-2 specific syllabus shall be documented (e.g., "R2/RP2 – C-2").

(3) With the exception of unique V-22 and C-22 water survival training requirements, successful completion of R2/RP2 satisfies the R4/RP4 training requirements.

#### **8.4.2.4 Adjunctive Training.** Mission Readiness Training for all aeronautically designated personnel.

a. Level A. Required annual training for all aircrew personnel. Training topics are listed in Appendix E, Figure E-5.

(1) Ejection Seat Training. In addition to the required 4 year NASTP ejection seat training,

commanding officers shall ensure that static ejection seat/egress and emergency ground egress training is conducted annually. The training is to be provided by ejection seat mechanics and aviators who use the system. Flight surgeons, aerospace physiologists, or aeromedical safety officers (AMSOs) should address the aeromedical aspects of ejection/ground egress. Renewal may be accomplished within 60 days preceding expiration of current qualification. Qualification will expire after 12 months (expiration date is the last day of the month trained). When transitioning to aircraft with a different type of ejection system, commanding officers shall ensure that a thorough brief on the new system is conducted before the initial flight. The transition training shall concentrate on the differences in the system (i.e., ejection decisions, the envelope of the new system, seat-man separation, ejection initiation, ejection sequence, normal operations and malfunctions)

#### **Note**

Aviators, aircrew and selected passengers flying with NVDs in ejection seat aircraft require additional egress training. Failure to remove NVDs prior to ejection may result in serious injury or death. NVD removal training shall be incorporated into initial training and annual ejection seat/egress training. This training will include actual drills on removal of NVDs prior to ejection. The pilot in command of NVD demonstration flights shall ensure that selected passengers or non-NVD qualified aircrew are thoroughly briefed and shall demonstrate proper technique of removing NVDs for ejection situations. Documentation of annual or transition ejection seat training with NVDs shall be made on OPNAV form 3760/32F.

(2) Emergency Egress Training. In addition to the required 4 year NASTP egress training, commanding officers shall ensure that lectures/drills on bailout/emergency ground/water egress for other than ejection seat equipped aircraft is conducted annually. Training can be conducted by staffs who are most familiar with egress procedures and devices. Flight surgeons, aerospace

physiologists, or aeromedical safety officers (AMSOs) should address the aeromedical aspects of emergency procedures and survival concerns. Renewal may be accomplished within 60 days preceding expiration of current qualification. Qualification will expire after 12 months (expiration date is the last day of the month trained). Specific training shall be conducted for flight personnel with regard to assisting passengers and non-essential aircrew.

b. Level B. Recommended annual training for aircrew as part of mission training. Training provided by ASTC or AMSO.

#### Note

Sensory Problems (Figure E-5, Module c) training may be substituted with appropriate Instrument Ground School (IGS) syllabus training.

c. Level C. Recommended training for aircrew as part of deployment work-ups. Training provided by ASTC or AMSO.

d. Level D. Recommended training for aircrew as part of deployment work-ups. Training provided by ASTC or AMSO.

#### 8.4.2.5 Grading

a. With the exception of course NP5, personnel who complete all elements of the required N, NP, or N/NP training shall be classified as Qualified (Q). Personnel who do not successfully complete all portions of N, NP, or N/NP training shall be classified as Unqualified (U) except for the conditions set forth in paragraph 8.4.2.(5)d.

b. Refresher (R/RP) personnel shall be graded as follows:

(1) Qualified (Q). Individuals who successfully complete all aspects of required training shall be classified as Qualified.

(2) Conditionally Qualified (CQ). Individuals who fail to successfully complete any of the re-

quired elements in Appendix E, Figure E-4, shall be classified as Conditionally Qualified. Failure to achieve a grade of Qualified in the deficient area within 90 days will result in a grade of Unqualified and the individual shall repeat the entire curriculum. Consecutive grades of CQ are not permitted within the current refresher cycle. Personnel designated as CQ may continue on flight status for this 90-day period. CQ grades shall be marked in red ink in NATOPS jackets.

(3) Unqualified (U) or (UQ). Individuals who fail to successfully complete two or more of the items in Appendix E, Figure E-4, or fail to qualify within 90 days after receiving a grade of CQ, shall be classified as Unqualified. Failure to achieve a grade of Qualified in the deficient area within 90 days will result in the individual repeating the entire curriculum. Personnel in a UQ status shall be grounded until they successfully achieve a grade of Q or CQ. UQ grades shall be marked in red ink in NATOPS jackets.

(4) No Grade (NG). If a student begins NASTP training, but due to unforeseen circumstances is unable to complete the course, an entry in the record of NG shall be made. Those items not completed shall also be listed in the record. If any training element was attempted and failed, NG shall not be used, a grade of UQ shall be entered. Personnel designated as NG may continue on flight status until their original qualification expires. Failure to complete training within 90 days will result in the individual repeating the entire curriculum. NG grades shall be marked in red ink in NATOPS jackets.

c. Remediation and completion of training elements may take place at any CNO-approved ASTC. Upon successful completion of training, the ASTC providing remediation shall then upgrade the student's status.

d. NP5 training is marked based on completion of specific CFET profiles. A stamp labeled CFET/NP-5/A,B,C,D,E (relates to the five centrifuge profiles which correlate to the max-G profile of the student's aircraft) shall be used. Each profile successfully completed will be circled, profiles not successfully completed will be "X"ed out. Additional training is recommended for those with

"X"ed-out profiles. The traditional grades of "Q", "CQ" and "UQ" are not used.

e. Adjunctive Training is upgrade training. Squadron NATOPS or training officers shall record the required specific annual training with a completion date in the NATOPS jacket (OPNAV form 3760/32F). Other Adjunctive training may also be recorded here.

f. Inoperative Devices/Inclement Weather. Personnel participating in N, NP or N/NP training must complete all devices and training elements to receive a grade of Qualified (Q). Those persons who are unable to complete a particular device because of equipment malfunction (not a CASREP or previously known or planned for repair) or inclement weather, may receive an overall grade of Qualified only if the device requirement was waivable by CNO as indicated in the approved curricula or Figure E-4 of this document. Personnel participating in R/RP training who miss a particular training device for the above reasons may receive a grade of Qualified (Q) if they successfully complete approved alternate training and meet all other requirements. Notation of the device training not received shall be made in the individual's NATOPS jacket.

**8.4.2.6 Environmental Exposure.** Flight personnel shall not participate in flight duties for 12 hours after completion of the following NASTP training or training devices: 9D5, CFET, MSDD, 9E8, dynamic HEED/HABD training, and/or low pressure chamber flights in excess of 30,000 feet. Personnel may fly as passengers in aircraft during this 12-hour period however; the cabin altitude shall not exceed 10,000 feet for personnel who have been exposed to a low pressure chamber flight in excess of 30,000 feet. The low pressure chamber exposure flight restrictions do not apply to personnel completing simulator physiology who received hypoxia training via a reduced oxygen breathing device in lieu of a low pressure chamber flight.

## **8.5. Search and Rescue Pilot/Rescue Swimmer Training**

a. The purpose of this program is to promote standardization of SAR procedures and to establish a minimum SAR training program for personnel assigned search and rescue duties aboard aircraft.

Units involved are those that are established primarily to fulfill search and rescue mission responsibilities or that may be assigned search and rescue responsibilities in conjunction with other mission areas. The search and rescue model manager (SARMM), Helicopter Combat Support Squadron THREE (HELCSUPPRON THREE/HC-3) establishes SAR procedures and ensures standardization. Type commanders shall designate SAR evaluation units within their command to train, evaluate, and assist individual units/commands in developing and implementing search and rescue programs.

b. Requirements for training, proficiency, and re-qualifications for the SAR pilot and the rescue swimmer are presented in OPNAVINST 3130.6 and shall be considered minimum standards. Commands are encouraged to supplement those listed requirements with additional training pertinent to local mission requirements.

c. The Rescue Swimmer School Training Program (RSSTP) shall prepare designated aircrew and selected aircrew candidates for SAR swimmer duties. This is accomplished through lectures, demonstration, practical experience in CNO-approved rescue procedures/techniques and hands-on training using aviation life support and rescue equipment.

d. The NAVAVSCOLSCOM is designated the Rescue Swimmer School Model Manager (RSSMM). The RSSMM establishes RSSTP procedures for approval by CNO (N789), provides oversight of the RSSTP, and ensures standardization through the following:

(1) Instructor Training — The RSSMM shall conduct the Rescue Swimmer Instructor Course and issue the RSSTP Core Unique Instructor Training Program.

(2) Curricula Management — CNET shall coordinate the training requirements of CMC, TYCOMs, CNATRA, and the USCG; the RSSMM shall chair curricula conferences. The RSSMM shall develop and revise RSSTP curricula for CNO (N789) approval via CNATRA and CNET based upon the needs of the commands noted above, utilizing the procedures established by the SARMM, and employing the technical advice of BUMED.

(3) Training Analysis — The RSSMM shall monitor the attrition, rollback, and mishap trends of the RSSTP.

(4) Site Evaluations — The RSSMM shall conduct annual evaluations of CNO-approved training sites at HC-3; **COMHSWINGLANT**; Fleet Training Center, San Diego; and NAVAVSCOLSCOM, Pensacola.

**8.5.1 Definitions.** The following terms contained in paragraph 1.3 are relevant: competent authority, designations, DIFCREW, enlisted crewmember (USMC), naval aircrewman (NAC).

**8.5.2 Training Requirements.** RSSTP includes initial and refresher training programs. All Category I aviation rescue swimmer school training shall be conducted at Naval Aviation Schools Command, NAS Pensacola. Category II aviation RSS training shall be conducted at HC-3, NAS North Island and **COMHSWINGLANT**, NAS Jacksonville.

### 8.5.3 Prerequisites.

a. Initial Training — Satisfactory completion of NACCS within the preceding 6 months or be designated a naval aircrewman. Must have a current flight physical, aeromedical clearance notice (NAVMED 6410/2), and be current in all aviation water survival and aviation physiology training in accordance with the provisions of this chapter.

b. Refresher Training — Be a graduate of a CNO-approved rescue swimmer school. Must be designated a naval aircrewman, have a current flight physical and aeromedical clearance notice (NAVMED 6410/2), and be current in all aviation water survival and aviation physiology training in accordance with the provisions of this chapter.

## 8.6 AVIATION PHYSICAL EXAMINATIONS AND QUALIFICATIONS

**8.6.1 General Requirements.** Physical standards as established by BUMED are to be met as a continuing requirement, not solely at the time of the required physical examination. Physical qualification as certified by an appropriate physical examination is a prerequisite for flight for all aircrew personnel. Commanding officers shall suspend from flight duties all aircrew personnel who have not met an-

nual flight physical qualifications. The physical may be accomplished starting the first day of the month preceding the birth month. Flight personnel who have not initiated an aviation physical examination by the last day of their birth month shall be considered not to have met annual flight physical qualifications. Flight personnel delinquent in receiving an aviation physical examination shall not be scheduled to fly unless a waiver has been granted by BUPERS/CMC. UAV flightcrew shall follow provisions of this section. Specific flight physical requirements for UAV flightcrew can be found in MANMED.

**8.6.2 Required Evaluations.** Flight surgeons shall keep flight personnel under surveillance so that physical illness, fatigue, and emotional upset will be readily detected. Commanding officers shall establish administrative procedures to assure that all flight personnel report to a flight surgeon whenever their fitness to fly is questionable. Flight surgeons shall conduct interviews and/or physical examinations of aircrew personnel and make recommendations to the member's commanding officer as follows.

### Note

Commanding officers and flight surgeons shall comply with applicable directives pertaining to mental health evaluations of servicemembers (see SECNAVINST 6320.24, Mental Health Evaluations of Members of the Armed Forces). Individuals who fall under "Military Whistleblower Protection" guidelines (SECNAVINST 5370.7) may require additional administrative procedures in conjunction with evaluation. Commanding officers are encouraged to consult with local flight surgeons and legal officers.

**8.6.2.1 Periodic Flight Physical Examination.** All aircrew and duty involving flight denied (DIFDEN) personnel shall be examined at regular intervals as prescribed by MANMED.

### Note

Physical examinations that have been conducted but are not completed because of additional consultation or administrative reasons shall be considered to have

met the requirements for annual certification, unless the individual is found to be not physically qualified during the examination, or the determination of physically qualified must be held in abeyance awaiting consultation. A clearance notice shall be issued in support of satisfying the requirements.

**8.6.2.2 Check-In.** Upon reporting (including TAD for flying only) to a new unit or base.

**8.6.2.3 Postgrounding.** Following grounding for medical reasons.

**8.6.2.4 Post Hospitalization.** Following return to duty after any admission to the sick list or hospital (including medical boards). A grounding notice (NAVMED 6410/1) shall be issued for all admissions and a clearance notice (NAVMED 6410/2) shall be issued when aircrew personnel are returned to flight duties.

**8.6.2.5 Postmishap.** As necessary to meet the requirements of OPNAVINST 3750.6.

**8.6.2.6 As Directed by Higher Authority.** When required of competence for duty, follow-up for waivers, etc.

**8.6.3 Scope of Examinations.** The extent of these examinations shall be determined by the flight surgeon, as directed by MANMED or OPNAVINST 3750.6. Notation of such examinations shall be entered in the individual's health record and reported to the commanding officer and, as required, via NAVOPMEDINST DET NAVAEROMEDINST (Code 342) to BUPERS/CMC.

**Note**

All Class I aviation personnel will receive a manifest refraction to best visual acuity (BVA) at the time of their annual flight physical. In the case where spectacles are worn, if the current spectacles do not correct to 20/20 or better in both eyes, the aviator is grounded until a current prescription can be obtained. In the case where spectacles had not previously

been required, the aviator is grounded until spectacles are obtained to correct the visual acuity to 20/20 or better in both eyes.

**8.6.4 Disposition of Aircrew Found Not Physically Qualified (NPQ)**

**8.6.4.1 Physical Standards.** Aircrew personnel are expected to maintain appropriate physical standards at all times. However, medical conditions may preclude such physical qualifications for short or long periods. When aircrew personnel are unable to meet required physical standards for periods exceeding 60 days, an aviation physical examination shall be completed. Typed Standard Form 88 (SF 88) with appropriate consultations and flight surgeon recommendations shall be forwarded to NAVOPMEDINST DET NAVAEROMEDINST (Code 342). NAVOPMEDINST DET NAVAEROMEDINST (Code 342) shall review and make a recommendation to BUPERS or CMC as appropriate.

**Note**

Personnel not physically qualified for flight will normally continue to receive aviation career incentive pay (ACIP) for up to 180 days from the date of incapacitation. Final determination on ACIP eligibility resides with BUPERS/CMC and the PAYPERSMAN.

**8.6.4.2 Waiver of Physical Standards.** Aircrew personnel who do not meet physical standards may be considered for a waiver of such standards. Such a waiver may be granted on the need of the service, consistent with training, experience, performance, and proven safety of the aircrew personnel. In such cases, the following procedures shall be followed:

- a. A request for waiver of physical standards may be initiated by the member, the commanding officer or by a flight surgeon. If the waiver is not initiated by the commanding officer, the commanding officer shall submit a forwarding endorsement. The request shall contain recommendations as to the operational advisability of the waiver, including limitations as to aircraft type, in-flight duties, etc. Included in this waiver request shall be an appropriate aeromedical evaluation by the supporting



medical treatment facility. The evaluation shall be presented on a typed SF 88, with appropriate consultations. A flight surgeon shall include medical recommendations as outlined in the MANMED. The waiver request shall be forwarded via the appropriate chain of command and NAVOPMEDINST DET NAVAEROMEDINST (Code 342) to BUPERS, or CMC (ASM), as appropriate.

b. NAVOPMEDINST DET NAVAEROMEDINST (Code 342) shall review the medical evaluation and forward a recommendation to BUPERS, or CMC (ASM), as appropriate.

c. BUPERS, or CMC (ASM), as appropriate, shall review the request and recommendations and take appropriate action. In general, one of the following dispositions shall be made:

- (1) Grant a waiver of standards to permit continued unrestricted flight status.
- (2) Grant a waiver of standards to a restricted flight status that may include limitations in service group, aircraft type, mission type, in-flight duties, duty location, operational tempo, or other requirements.
- (3) Restrict from all duties involving flight with a statement concerning whether the disqualifying defects are considered temporary or permanent.

**8.6.4.3 Flight Status.** In cases where flight status is terminated, BUPERS, or CMC (ASM), as applicable, shall determine if the individual is to be retained within the aeronautical organization or assigned to duty outside the aeronautical organization.

**8.6.4.4 Disposition.** For aircrew personnel whose aeromedical disposition is considered uncertain by the examining flight surgeon, consideration shall be given to appearance before an appropriate board of flight surgeons (see MANMED).

**8.6.4.5 Limited Duty (LIMDU).** Aircrew personnel placed on LIMDU status by medical board action shall be considered to be physically incapacitated for all duty involving flight and all related training until such time as returned to flight status by medical board action and endorsement of a current flight physical by NAVOPMEDINST DET NAVAERO-

MEDINST (Code 342). The LIMDU board report and a typed SF 88 and SF 93, or BUMED 6120/2, shall be forwarded to NAVOPMEDINST DET NAVAEROMEDINST (Code 342) for appropriate action as soon as possible. Flight personnel placed in a LIMDU status strictly for geographical constraints (i.e., remain in or near proximity to a naval medical treatment facility for specialized treatment or follow-up treatment) and who are otherwise physically qualified and aeronautically adapted, may request a waiver to remain in a flight status. Waivers of geographical LIMDU will be considered on a case-by-case basis and may be granted by BUPERS/CMC (ASM) upon written request with supporting medical documentation submitted via NAVOPMEDINST DET NAVAEROMEDINST (Code 342) as stated in this section.

**8.6.4.6 Temporary Medical Waivers.** Temporary waivers for any medical disability may be granted by the local board of flight surgeons based on type aircraft, mission, and patient review, pending final approval/ disapproval by BUPERS/CMC (ASM).

**8.6.5 Medical Service Groups.** The physical standards for aviation personnel in each of the following medical service groups are outlined in MANMED. The medically related definitions and policies that shall, in general, be employed in this assignment of aviators to flight duties, are as follows.

**8.6.5.1 Medical Service Group I.** Aviators who meet the physical standards specified in MANMED shall be classified as Medical Service Group I. Those aviators may be assigned to flight duties of an unlimited or unrestricted nature.

**8.6.5.2 Medical Service Group II.** Those aviators who meet the physical standards outlined in MANMED, and those aviators of Service Group I who temporarily meet the physical standards of Service Group II. All aviators in Service Group II are restricted from shipboard aircrew duties (including V/STOL aircraft) except in helicopters.

**8.6.5.3 Medical Service Group III.** Those aviators who meet the physical standards outlined in MANMED. Medical Service Group III aviators shall operate only aircraft equipped with dual controls and be accompanied on all flights by a pilot or

copilot of Medical Service Group I or II, qualified in the model aircraft operated. A waiver is required to act as pilot in command of multipiloted aircraft.

**8.6.6 Medical Service Group III Pilot in Command Requests.** Waiver requests for Medical Service Group III pilot in command duties may be made to CHNAVPERS (PERS-43C) or CMC (Code ASM) via NAVOPMEDINST DET NAVAEROMEDINST (Code 342) with justification. The requests must be accompanied by a typed SF 88 detailing an aviation physical examination performed

within the previous 6 months. Pilot in command authorizations are issued on an individual basis and automatically expire upon billet reassignment or failure to maintain the physical qualifications under which the authorization was issued, whichever occurs first. The request shall contain date of designation as a naval aviator and background experience pertinent to the type of waiver being requested. UAV flightcrew shall follow provisions of this section. Specific flight physical requirements for UAV flightcrew can be found in MANMED.

## CHAPTER 9

# Miscellaneous

### 9.1 PARACHUTE JUMPS

**9.1.1 General.** Practice parachute jumps other than those required in the necessary and normal course of training or experimentation shall not be made unless expressly authorized by CNO. Authority to conduct parachute jumps required by training syllabuses or experimental projects is delegated to the commands assigned cognizance of the training or the experimental project.

**9.1.2 Delayed Release Jumps.** Delayed release parachute jumps shall not be made except as authorized by CNO. Any jump where no attempt is made to open the parachute immediately upon clearing the aircraft is considered a delayed release jump. Authority to conduct delayed release parachute jumps for test or evaluation is hereby delegated to commands assigned cognizance of test or experimental projects.

**9.1.3 Jump Precautions.** When authorized parachute jumps are to be made in the vicinity of bodies of water, personnel making the jumps shall wear life preservers. Adequate provisions for rescue of the jumper should be made beforehand.

**9.1.4 Federal Aviation Regulations.** FAR, Part 105, details information that must be provided the FAA and delineates strict communication requirements that must be complied with prior to and during parachute operations. Aircraft commanders shall be thoroughly familiar with the procedures prior to conducting parachute operations from naval aircraft.

**9.1.5 Demonstrations.** Paragraph 3.3 provides information on flight demonstrations.

### 9.2 SECURITY OF AIRCRAFT AWAY FROM BASE

**9.2.1 General.** When it is necessary to leave an aircraft on a field, airport, beach, body of water, or

other area where military or naval personnel cannot take custody of the aircraft, the pilot in command shall take proper measures to ensure the safety of the aircraft and any classified equipment. When naval aircraft operating in company have landed away from home base, the senior naval aviator/naval flight officer shall be responsible for all of the aircraft as if a detached unit operation were being conducted under his/her cognizance.

**9.2.2 Aircraft Mishap.** In case of mishap to an aircraft, the pilot in command is responsible for its safe custody until the aircraft has been taken into custody by proper authority in accordance with the provisions of OPNAVINST 3750.6.

### 9.3 AIRCRAFT NOISE ABATEMENT

Aircraft noise creates a major public relations problem. All commands shall review their operating practices on a continuing basis with a view toward minimizing this nuisance to the public. CNO (N785F) should be informed of complaints that are considered serious by the commanding officer.

### 9.4 CLAIMS FOR PERSONAL PROPERTY IN MARITIME DISASTERS OF AIRCRAFT

a. During aircraft operations over open water, a forced landing is an ever present possibility. The probability of damage to the personal property aboard any aircraft exists. The condition is known to all personnel.

b. In view of the existing hazard to personal property in such operations, it is incumbent upon the personnel so engaged to use good judgment regarding the articles of personal property that are carried on such flights. They shall not needlessly jeopardize personal property that does not serve the personnel in the performance of the military missions of the aircraft in which they are em-



barked. When aircraft are in the execution of transfer flights from shore station to embarkation on ships and vice versa and in other similar cases, the transportation in the aircraft of articles of clothing not specifically required in the flight operation is considered to be justifiable.

c. The latest information concerning submission and payment of these claims is contained in the MILPERSMAN.

## **9.5 U.S. CUSTOMS, HEALTH, IMMIGRATION, AND AGRICULTURAL CLEARANCE**

**9.5.1 Naval Aircraft.** Every effort should be made to arrive at the entry airport during those periods of time when customs/health/immigration/agriculture services are available. Official working hours within the U.S. is usually 0800 to 1700 local, Monday through Friday. Overtime charges accrue for services performed after official working hours.

**9.5.2 Military Aircraft Arriving in the Continental U.S. From Overseas.** Military departments that operate aircraft arriving in the CONUS from overseas shall provide timely advance notice of the aircraft's point of departure and expected arrival time at a U.S. airport of entry.

**9.5.3 Discharging of Passengers/ Cargo.** The aircraft commander/mission commander shall not permit any cargo, baggage, or equipment to be removed from the aircraft without permission from customs officials. Passengers or crewmembers shall not depart from the landing site prior to release by the customs official. Removal of cargo and/or departure of personnel may be allowed should such be necessary for the safety or preservation of life and property. Violations of customs regulations could result in a fine for which the aircraft commander/mission commander may be personally responsible.

**9.5.4 Foreign Military Aircraft.** Commanding officers are advised to inform the pilot in command

of visiting foreign military aircraft that the aforementioned formalities must be complied with before the aircraft and crew may be given clearance through customs. Additionally, commanding officers of all naval air activities whose facilities are used by foreign aircraft are directed to advise appropriate local government officials of the intended movements into or out of the United States by such aircraft.

### **9.5.5 Medical or Economic Insect Pests.**

When notified by competent authority of a potential hazard from medical or economic insect pests, such as disease carrying mosquitoes, Mediterranean fruit fly, Japanese beetle, etc., commanding officers shall in cooperation with the cognizant Governmental agency institute appropriate inspection and/or quarantine procedures for the control of such pests. Technical assistance may be obtained from the Naval Environmental Health Center; Environmental and Preventive Medicine Unit; or disease, vector, ecology, and control centers.

## **9.6 DISPERSAL OF PESTICIDES**

**Pesticides shall not be dispersed from naval aircraft in the continental U.S. or possessions without approval of the Navy Regional Commander, Commander Marine Corps Air Bases, or his/her delegated authority.** In areas where there is danger of spray contamination to civilian property, all property owners must be contacted and their permission obtained. Where state statutory authority permits release by boards of county commissioners and/or other authorized agencies against claims and damages resulting from aerial dispersal of pesticides, such release may be obtained in lieu of individual property owner permission. The use of aircraft in the dispersal of a pesticide shall not be approved unless the application is recommended by a BUMED medical entomologist or a Naval Facilities Engineering Command (NAVFACENGCOM) applied biologist who is certified as a DOD pesticide applicator in Category 11, Aerial Application.

## CHAPTER 10

# Flight Records, Reports, and Forms

### 10.1 NAVAL FLIGHT RECORD SUBSYSTEM

The NAVFLIRS serves as a single, integrated source of flight data for the aviation maintenance and material management (AV-3M) system, the Marine Corps flight readiness evaluation data system (FREDS), the individual flight activity reporting system (IFARS), the Navy logistics information system (NALIS), and up-line reporting to all other existing systems.

### 10.2 AIRCRAFT INSPECTION AND ACCEPTANCE (AIA) RECORD, OPNAV 4790/141

The AIA Record, OPNAV 4790/141 (Figure 10-1), provides for:

- a. Pilot acceptance of the aircraft in its present condition.
- b. Identifies aircraft by bureau number (BuNo), type/model/series (T/M/S), and reporting custodian.

c. Certification of aircraft readiness for flight by maintenance personnel. This provides a record of fuel, oxygen, and expendable ordnance on board and the quantity of engine oil added since last flight.

d. The AIA record shall remain at the place of first takeoff. If the aircraft is away from home and qualified maintenance personnel are not available, the pilot in command shall sign the AIA record in the safe for flight certification block. The form will be maintained by the transient/host activity until safe completion of the flight.

#### 10.2.1 Pilot in Command

- a. The pilot in command shall review a record of aircraft discrepancies and corrective actions for the 10 previous flights.
- b. The pilot in command shall sign the AIA record, assuming full responsibility for the safe operation of the aircraft and the safety of the other individuals aboard.

AIRCRAFT INSPECTION AND ACCEPTANCE RECORD					OPNAVINST 4790.2E						
1. A/C BU/SER NO.	2. T/M/S	3. RPT. CUST.	4. OXY	5. FUEL		6. OIL				7. DATE	
				GRADE	QTY	GRADE	1	2	3	4	
8. ORDNANCE / SPECIAL EQUIPMENT / LIMITATIONS / REMARKS:				9. I have personally inspected this aircraft IAW the applicable MRCs/ checklists. Any discrepancies noted have been entered on OPNAV 4790/38.							
				SIGNATURE OF PLANE CAPTAIN				RANK/RATE			
				10. Certification of safe for flight condition by the MO, MMCO, or MCO. Other persons may sign this form if authorized.							
				SIGNATURE				RANK/RATE			
				11. I have reviewed the discrepancy reports of the 10 previous flights, insured proper filing of weight and balance data, and accept this aircraft for flight.							
				SIGNATURE OF PILOT IN COMMAND				RANK			

OPNAVINST 4790/141 (12-89)

S/N D107-LF-008-4600

Figure 10-1. Aircraft Inspection and Acceptance Record (OPNAV 4790/141)

**10.2.2 "Limitations/Remarks" Section.** This section informs the pilot of uncorrected discrepancies or unique characteristics of this particular aircraft. Local instructions will always govern the specific content of this space.

**10.3 NAVAL AIRCRAFT FLIGHT RECORD, OPNAV 3710/4**

The NAVFLIRS, OPNAV 3710/4 (Figure 10-2), provides a standardized Department of the Navy flight activity data collection system. NAVFLIRS is the single-source document for recording flight data and is applicable in specific areas to aircraft simulators. The form shall be prepared for each attempt at flight of naval aircraft or training evolution for simulators. The authorized document formats are the pre-printed multicopy form, S/N 0107-LF-037-1020, and the computer generated form from the CANDE or Naval Aviation Logistics Command Management

Information System (NALCOMIS) Organizational Maintenance Activity (OMA) program.

a. The naval aircraft flight record is a single-source document that collects flight activity data in support of the maintenance data system (MDS), FREDs, IFARS, and NALIS. Types of data collected are as follows:

- (1) A statistical description of the flight pertaining to the aircraft and crewmembers
- (2) A record of all logistic actions performed during the flight
- (3) A record of weapons proficiency
- (4) A record of training areas utilized and other miscellaneous data.

NO.		NAVAL AIRCRAFT FLIGHT RECORD																				PAGE _____ OF _____	
SIDE NO.	UIC	BUNO/SER	TEC	ORG	MSN 1	HRS 1	MSN 2	HRS 2	MSN 3	HRS 3	SUPT CODE	TOT FLT	Q	S	CAT/ JATO	AIRLIFT MISSION NO.	REC TYP	1	2	3	4	NO. HOISTS	
TOTAL MISSION REQUIREMENT (TMR) DATA																	ENGINE HRS						
AIRCREW DATA (RECORD TYPE 7C; IF EXC CODE = G, L OR R; RECORD TYPE = 7D)																							
1	2	3	4	5	6	7	8	9	10	11	12	13	14	15	16	17	18	19	20	21	22	23	REC TYP
NAME	SSN	Y	C	FLIGHT TIME	INSTRUMENT			NIGHT TIME	LANDINGS				APPROACHES				TRAINING CODES						
FPY	CPT	SCT	ACT	SIM	T	N	T	N	T	N	T	N	1ST	2ND	3RD								

LOGISTICS DATA (DEPART - RECORD TYPE 7E; ARRIVE - RECORD TYPE 7F)																											
1	2	3	4	5	6	7	8	9	10	11	12	DELAY				CONFIRMED PAYLOAD					OPPORTUNE PAYLOAD				CONFIG DATA		REC TYP
												1ST HRS	2ND HRS	PRI 1	PRI 2	PRI 3	PRI 4	PRI 5	PAX NO.	CARGO (LBS)	PAX NO.	CARGO (LBS)	CODE	MAX PAX	MAX CARGO (LBS)		
DEPART	ARRIVE																										

WEAPONS PROFICIENCY DATA (RECORD TYPE 7G)																												
1	2	3	4	5	6	7	8	TRNG AREA DATA				DELIVERY DATA 1				DELIVERY DATA 2				DELIVERY DATA 3				MISC DATA 1		MISC DATA 2		REC TYP
								TRNG AREA 1	HRS 1	TRNG AREA 2	HRS 2	ORD 1	DEL 1	RUNS 1	SCORE 1	ORD 2	DEL 2	RUNS 2	SCORE 2	ORD 3	DEL 3	RUNS 3	SCORE 3	CD 1	DATA 1	CD 2	DATA 2	

1	2	3	(NAME/GRADE/LOCAL USE)														REC TYP								
							FLIGHT QUALIFICATION EXPIRATION DATE				MISC DATA														
			A	B	C	D	E	F	G	H	I	J	K	L	M	N		O	P	Q	R	S	T	U	V

OPNAV 3710/4 (Rev. 2-84) S/N 0107-LF-037-1020

Figure 10-2. Naval Aircraft Flight Record (OPNAV 3710/4)

b. The naval aircraft flight record consists of an original and two color-coded copies of no carbon required (NCR) paper. All copies contain identical information. Copy one is used for data entry and then is filed in operations. Copy two will be in the suspense file copy until copy one is returned to operations. Copy three is retained in the maintenance department.

#### Note

For activities using the CANDE or NALCOMIS OMA program, personnel shall print two hard copies of the generated NAVFLIRS form for local activity use. The NAVFLIRS data diskette is forwarded to the supporting DSF for processing. Hard copy one is filed in operations for retention in the master flight files. Hard copy two is retained in the maintenance department for 3 months to facilitate local data-base correction.

c. After all applicable entries to maintenance/ operation records and logs are made, copy one shall be retained for the master flight files discussed in paragraph 10.4. Copy two, after processing, will be retained until monthly reports are verified. Copy three shall be retained by maintenance control for 3 months to facilitate local data-base correction.

### 10.3.1 Documentation of the Naval Aircraft Flight Record

a. The shaded portions of the naval aircraft flight record are mandatory fields and shall be filled out for every attempt at flight/simulator training where applicable. Although not shaded on the form, blocks 11 and 12 of the aircrew data section and block 11 of the logistics data section are mandatory fields.

b. The pilot or other designated crewmember shall maintain an accurate record of the flight. At the completion of the flight/simulator event, the pilot or mission commander shall sign the naval aircraft flight record, certifying it complete and correct. When reporting simulator usage, forward the naval aircraft flight record to the operations department of the crewmembers parent command.

c. In instances where the aircraft and crewmember are assigned to different activities and supported by different Data Service Facility DSFs, the crewmember shall provide his/her parent activity with a duplicate copy of the naval aircraft flight record for submission to the supporting DSF (i.e., when the aircraft is assigned to a squadron at NAS Oceana and the crewmember is attached to a squadron at NAS North Island, the crewmember shall obtain a duplicate copy of the naval aircraft flight record and deliver the flight record to his/her squadron at NAS North Island for submission). That procedure is necessary to update his/her monthly individual flight activity report (NAVFLIRS-3) and fiscal year-to-date (FYTD) summary. Submission of the duplicate naval aircraft flight record (with same document number) at the DSF that is not the same DSF supporting the aircraft reporting custodian shall be batched with a 4 in the AWAY FROM HOME block on the accompanying document control form (DCF). The DCF will be completed and submitted in accordance with OPNAVINST 4790.2. However, aviators from different squadrons at NAS Oceana functioning as crewmembers in the same aircraft need not submit duplicate naval aircraft flight records; only the aircraft reporting custodian will submit the record. Since both squadrons are supported by the same DSF, the daily audit reports for both squadrons will display this flight with crewmember information. For submission of flight records out of the reporting period, an away code of Z shall be entered on the DCF to indicate late data and shall be completed and submitted in accordance with OPNAVINST 4790.2.

d. The operations department is responsible for verifying the accuracy and completeness of naval aircraft flight records submitted for data processing, ensuring submission of aircrew gain and loss reports, verifying the daily audit reports, and coordinating the correction of errors with the maintenance analyst.

e. The maintenance analyst is the NAVFLIRS coordinator and is responsible for accomplishing the daily submission of completed naval aircraft flight records for processing, distributing daily audit and monthly reports to the operations and maintenance departments, and coordination of error corrections with operations and maintenance control.

**Note**

For Marine Corps activities, the operations NCOIC will perform those functions.

f. One naval aircraft flight record may be used for two or more flights under the following conditions:

- (1) The total mission requirement (TMR) codes do not exceed three and the pilot in command remains the same. TMRs are contained in Appendix D.
- (2) No maintenance or servicing is performed at intermediate stops other than the addition of fuel, oil, or oxygen.
- (3) Ops code (i.e., shipboard or shore operations) remains the same.

g. The upper left corner of the naval aircraft flight record contains a preprinted alphanumeric number that uniquely identifies each document and is required for computer processing. A naval aircraft flight record with this number obscured will be rejected by the DSF.

**Note**

For activities using the CANDE or NALCOMIS OMA program, the NAVFLIRS document number will be automatically generated and assigned to the individual flight record.

h. The "PAGE\_\_\_OF\_\_\_" will be used when an additional naval aircraft flight record is required to supplement the documentation of multiple-entry data fields cited above. The maximum allowable number of supplemental pages is five. The document numbers of the supplemental pages shall be obliterated and the document number assigned to page one shall be handscripted legibly on each supplemental page.

i. Supplemental naval aircraft flight records may be attached to page one to provide additional space to document the following data elements:

- (1) Crewmember names

(2) Additional flight legs and their associated logistic records

(3) Weapons proficiency.

j. It is the responsibility of the aircraft or simulator reporting custodian to ensure that naval aircraft flight records are available.

k. Exception codes (Appendix F) are provided for entries on the naval aircraft flight record that require processing for other than a routine flight such as the following:

- (1) Gaining or losing crewmembers to the squadron database.
- (2) Correcting, deleting, or revising previously submitted data.
- (3) Documenting CVW staff member flight time.
- (4) Documenting simulator time. Simulator time only refers to approved simulators capable of logging flight time.
- (5) Documenting canceled flights.
- (6) Documenting flights when the crewmember and the aircraft are assigned to different organizations.

**Note**

- Aircrew shall be placed on an appropriate organizations individual master roster (IMR). Organizations shall submit a RECTYP 7D Gain (exception code G) when aircrew report to a new organization and a RECTYP 7D Loss (exception code L) when aircrew depart an organization (refer to paragraph 10.3.6). Aircrew shall be assigned to only one Individual Master Roster (IMR) per DSF, or reporting errors will result.
- Only approved DIFOPS CVW staff billets shall use the S (staff) exception code. All other aircrew, including other DIFOPS-assigned staff officers, shall use the exception code E when flying in aircraft assigned to an organization

(RECTYP 7B block 21 ORG code) different than one to which they are assigned (ORG code for the IMR to which the aircrew is assigned). DIFOPS-assigned station pilots should be placed on the stations IMR, requiring no exception codes when flying station aircraft.

1. The use of the code tables provided in Appendixes D, F, G, and I is mandatory. Routine codes required for form completion are printed on the back of copy one. Abbreviated TMR codes are printed on the back of copy three. Training codes are available in the type commander joint training and readiness (T&R) manual (CNAP/CNAL 3500.67/63 series), Marine Corps T&R manuals (MCO 3500 series), or other governing instructions as appropriate. Refer to paragraph 10.3.3. Weapon proficiency codes are located in Appendix H. Commanding officers shall ensure that crewmembers and maintenance and operation personnel who enter or manipulate data derived from this form are familiar with the proper use of appropriate codes. It should be noted that although the NAVFLIRS form allows for only three training codes, CANDE/NALCOMIS OMA will provide for up to 10 training codes on one automated NAVFLIR.

m. The documentation for a routine flight consists of information from the following sections on the naval aircraft flight record:

- (1) Aircraft data RECTYP 7B.
- (2) Aircrew data RECTYP 7C.
- (3) Logistics depart data RECTYP 7E.
- (4) Logistics arrive data RECTYP 7F.

**Note**

Logistics arrive data, RECTYP 7F, is not completed in the submission of a cancellation. Weapon proficiency data, RECTYP 7G, is not mandatory for every flight but should be completed as applicable to document time spent in restricted air space, miscellaneous data, etc. Refer to paragraphs 10.3.2 through 10.3.5 for information required to com-

plete the naval aircraft flight record for a routine flight. Refer to paragraph 10.3.6 for information required for personnel data, RECTYP 7D transactions.

**10.3.1.1 Logging Simulator Time.** Simulator events conducted in Navy simulators (or non-Navy simulators if used for the purpose of logging Navy/Marine aircrew flight time) shall be documented on a naval aircraft flight record and processed by the users squadron/activity. The following data fields, as described in paragraphs 10.3.2 through 10.3.5, are required:

a. AIRCRAFT DATA SECTION

- (1) BUREAU/SERIAL NO. (BUNO/SER). If assigned to device.
- (2) TYPE EQUIPMENT CODE (TEC) See Appendix K.
- (3) ORGANIZATION CODE (ORG) Use code "ZEZ" for simulators.
- (4) MISSION 1 (MSN1).
- (5) HOURS 1 (HRS1).
- (6) SUPPORT CODE (SUPTCD) Use appropriate code for users activity. See Appendix I.

b. AIRCREW DATA SECTION

- (1) EXCEPTION CODE. Enter the T exception code for simulators.
- (2) NAME (FSTINT and LSTINT).
- (3) SOCIAL SECURITY NUMBER (SSN).
- (4) SPECIAL QUALIFICATIONS (SPQUAL).
- (5) SERVICE CODE (SVC).
- (6) FLIGHT TIME (FPT, CPT, or SCT).
- (7) SIMULATED INSTRUMENT TIME (SIM).
- (8) LANDINGS (TLNG1/2/3/4 AND NLNDG1/2/3/4). Optional when documenting simulator flights.



(9) APPROACHES (TAPP1/2/3/4 and NAPP1/2/3/4). Simulated only.

(10) TRAINING CODES (TRACD1/2/3) In accordance with T&R manual.

c. LOGISTICS DATA SECTION

(1) TIME ZONE (TMZONE).

(2) TIME DEPART/ARRIVE (TIMDEP-TIMARR). Enter the start and stop time of the event.

(3) DATE DEPART/ARRIVE (DTEDEP-DTEARR). Enter the four-character Julian date (YYDD) for departure and arrival date of the event.

(4) ICAO DEPART/ARRIVE (ICAODP-ICAOAR). Enter the appropriate ICAO codes (depart and arrive) for the simulator location.

d. REMARKS. If simulator is non-Navy, enter type aircraft simulated.

e. SIGNATURE. Of crewmember receiving training.

**Note**

- Logging night time or aircraft commander time is not authorized when reporting simulator time.
- Instructor time may be reported.

**10.3.1.2 Approved Simulators.** Approved simulators for logging pilot and special crew time are listed in Appendix K and are based on the demonstrated ability of the devices to provide mission and weapons system training. Additionally, it is recognized that other military services, industry, and foreign governments operate very capable military aircraft simulators that are not listed here. Generic type equipment codes, listed in Appendix K, have been assigned to enable Navy aircrews to credit time

gained in those devices using the naval aircraft flight record. However, the person signing the flight record shall ensure that the following criteria are met:

a. The device reasonably simulates a particular military aircraft, including cockpit layout, instrumentation, performance, and handling. The model being simulated shall be recorded in the remarks block.

b. Instrumentation and displays sufficient to conduct the desired military training mission (e.g., instrument approach, air intercept, weapon delivery, etc.) are provided, and are appropriate to the type of flight time to be logged (pilot or special crew time).

c. The device cockpit is isolated from outside distraction.

**10.3.2 Aircraft Data Section.** Complete the data blocks in aircraft data section, RECTYP 7B (Figure 10-3):

a. SIDE NO. Enter the side number of the aircraft. Those data will not be processed at the DSF.

b. Block 10. EXCEPTION CODE (EXCD): Enter the appropriate exception code if required. Exception code X documents the cancellation of a flight and is used only in the aircraft data section (see Appendix F).

c. Block 11. BUREAU/SERIAL NO. (BUNO/SER): Enter the bureau number of the aircraft or the serial number of the simulator. Right justify if less than six characters.

d. Block 17. TYPE EQUIPMENT CODE (TEC): Enter the four-character AV-3M type equipment code assigned to the aircraft or simulator. Refer to NAMS0 report 4790.A7210-01.

e. Block 21. ORGANIZATION CODE (ORG): Enter the three-character AV-3M organization code for the aircraft reporting custodian or "ZEZ" for simulators. Refer to NAMS0 report 4790.A7065-01.

NAVAL AIRCRAFT FLIGHT RECORD										PAGE _____ of _____									
AIRCRAFT DATA (RECORD TYPE 7B)																			
10	11	17	21	24	27	30	33	36	39	42	44	46	47	49	7B				
SIDE NO.	BUNO/SER	TEC	ORG	TOTAL MISSION REQUIREMENT (TMR) DATA				SUPT CODE	TOT FLT	CAT/JATO	AIRLIFT MISSION NO.	REC TYP	ENGINE HRS				NO		
				MSN 1	HRS 1	MSN 2	HRS 2	MSN 3	HRS 3					1	2	3	4	MOISTS	

Figure 10-3. Aircraft Data Section

f. Block 24. MISSION 1 (MSN1): Enter the three-character TMR code from Appendix D that most accurately describes the primary mission for the flight/simulator event or its reason for being canceled or aborted. Canceled or aborted flights must use a general purpose code (GPC) of N (maintenance) or O (operations) in the second position, as applicable.

**Note**

A canceled flight is one for which no flight time was obtained.

g. Block 27. HOURS 1 (HRS1): Enter the hours and tenths dedicated to performance of MSN1. The block will be blank when documenting a cancellation.

h. Block 30. MISSION 2 (MSN2): Enter the mission code from Appendix D that most accurately describes the secondary mission if applicable. The mission may not necessarily be assigned at takeoff.

**Note**

An aborted flight is one for which flight time is obtained but requires termination of the flight. If that occurs, MSN1 or MSN2 will indicate the mission that was in progress when the abort decision was made; and MSN2 or MSN3 (as applicable) will indicate the reason for the abort.

i. Block 33. HOURS 2 (HRS2): Enter the hours and tenths dedicated to performance of MSN2.

j. Block 36. MISSION 3 (MSN3): Enter the mission code from Appendix D that most accurately describes the tertiary mission if applicable. The mission may not necessarily be assigned at takeoff.

k. Block 39. HOURS 3 (HRS3): Enter the hours and tenths dedicated to performance of MSN3.

**Note**

The sum of the hours in HRS1, HRS2, and HRS3 represents total aircraft flight time.

l. Block 42. SUPPORT CODE (SUPTCD): Enter the two-character support code from Appendix I that identifies the claimancy providing funding for mission accomplishment. The code will be used by CNO (N780) to monitor special-interest missions, operations, or exercises. For crewmembers within the personnel exchange program (PEP), insert NS in the field.

m. Block 44. TOTAL FLIGHTS (TOTFLT): Enter the total number of flights.

n. Block 46. OPERATIONS (OPS): Use one of the following codes, whichever is the most applicable to the operational scenario:

(1) A - Ship Operations (Nondeployed). For flights primarily involving carrier/ship operations ashore for a nondeployed unit.

(2) 1 - Land Operations (Nondeployed). For flights primarily involving operations ashore for a nondeployed unit.

(3) B - Ship Operations (Deployed). For flights primarily involving carrier/ship operations while unit is deployed.

(4) 2 - Land Operations (Deployed). For flights primarily involving operations ashore for a deployed unit.

(5) C - Fleet Replacement Squadron Overhead (Ship). For FRS flights involving carrier/ship operations primarily not for the purpose of training students.

(6) 3 - Fleet Replacement Squadron Overhead (Land). For FRS flights ashore primarily not for the purpose of training students.

**Note**

For the purpose of this instruction, deployed time shall be defined as all time accumulated when units are under operational control of Commander SIXTH Fleet (COMSIXTHFLT), Commander SEVENTH Fleet (COMSEVENTHFLT), Commander FIFTH Fleet (COMFIFTHFLT), and/or Commander Task Force (CTF) 67, 84, 12, 72 or 57 only.



AIRCREW DATA (RECORD TYPE 7C; IF EXC CODE = G, L OR R; RECORD TYPE = 7D)

NO	DOB	M	D	Y	NAME	SSN	SVC	FLIGHT TIME					INSTRUMENT		NIGHT TIME	LANDINGS				APPROACHES				TRAINING CODES			TSC
								FPT	CPT	SCT	ACT	SIM	T	NO		T	T	T	T	T	T	T	T	T	1ST	2ND	
9	10	11	12			13	22	23	24	27	30	33	36	39	42	45	47	49	51	53	55	57	58	82	85	88	7C
1																											7C
2																											7C
3																											7C
4																											7C
5																											7C
6																											7C
7																											7C

Figure 10-4. Aircrew Data Section

o. Block 47. CATAPULT LAUNCH/JET ASSISTED TAKEOFF (CJ):

- (1) Catapult Launch: Enter the number of catapult launches (ship-based or shore-based).
- (2) JATO Launch: Enter the total number of JATO launches executed during the flight.

p. Block 49. AIRLIFT MISSION NO. (MISNUM): If applicable, enter the nine-character flight mission number from the flight advisory or number assigned by the scheduling authority. Refer to OPNAVINST 4631.2. MISNUMs may be used by any activity if structured as follows:

- (1) Positions 1 to 3 ORG.
- (2) Positions 4 to 7 Julian date.
- (3) Positions 8 and 9 01-99 (sequentially assigned).

**Note**

MISNUM must be filled in to ensure proper organization of data on the monthly aircraft logistics data report (NAVFLIRS-4). If no cargo or passengers are transported during the accounting period, the NAVFLIRS-4 will only indicate flight hours by leg number for each BUNO.

q. ENGINE HRS: Enter the hours and tenths for each engine if different than the total flight hours. The data are for maintenance control and are not processed at the DSF.

r. NUMBER OF HOISTS: Enter the total number of hoists accomplished during the flight. The data

are for maintenance control and are not processed at the DSF.

**10.3.3 Aircrew Data Section.** The aircrew data section is designed for recording necessary information pertaining only to those individuals functioning as crewmembers during the flight. Complete the data blocks in the aircrew data section, RECTYP 7C (Figure 10-4).

a. Block 10. EXCEPTION CODE (EXCD): Enter the appropriate exception code if required. Exception code E, S, or T is permitted in this block (see Appendix F).

b. Block 11. FIRST INITIAL (FSTINT): Enter the crewmembers first initial.

c. Block 12. LAST INITIAL (LSTINT): Enter the first letter of the last name in the space provided. Space for the individuals name is provided as a convenience; only the initials shall be entered (keypunched) as part of the flight data by the DSF.

d. Block 13. SOCIAL SECURITY NUMBER (SSN): Enter the social security number for each crewmember (allow no dashes).

e. Block 22. SPECIAL QUALIFICATION (SPQUAL): Enter the special qualification code for each crewmember (see Appendix F).

**Note**

SPQUAL identifies the crewmember function during the flight.

f. Block 23. SERVICE CODE (SVC): Enter the service code for each crewmember (see Appendix F).

g. Block 24. FIRST PILOT TIME (FPT): Enter the hours and tenths logged as first pilot.

**Note**

First pilot, copilot, and special crew times are defined in Chapter 1.

h. Block 27. COPILOT TIME (CPT): Enter the hours and tenths logged as copilot.

i. Block 30. SPECIAL CREW TIME (SCT): Enter the hours and tenths logged as special crew.

**Note**

The sum of FPT hours for entire document must equal the sum of HRS1, HRS2, and HRS3. The sum of hours in FPT, CPT, and SCT for each additional crewmember may equal but must not exceed the sum of HRS1, HRS2, and HRS3.

j. Block 33. ACTUAL INSTRUMENT TIME (ACT): Enter the hours and tenths logged as actual in accordance with Chapter 1.

k. Block 36. SIMULATED INSTRUMENT TIME (SIM): Enter the hours and tenths logged as simulated in accordance with Chapter 1. If an actual or simulated approach is logged, actual or simulated instrument time must be logged.

l. Block 39. NIGHT TIME (NIGHT): Enter the hours and tenths logged as night time in accordance with Chapter 1.

m. Blocks 42 to 49. LANDINGS (TLNDG1/2/3/4 and NLNDG1/2/3/4): Enter the type and number of landings accomplished. If a type of landing was accomplished more than nine times, log the type in block 42 and the number in blocks 43 and 44 (see Appendix F). Only the pilot or student pilot actually controlling the aircraft during the landing and documenting FPT shall log and be credited with the landing. Landings are not required when documenting simulator flights.

**Note**

**Copilots**, NFOs and student NFOs shall report day and night carrier landings only. To indicate those landings, Y will be entered in block 42 for day landings and Z for night landings and the number in blocks 43 and 44. If both day and night landings are recorded on the same flight, utilize blocks 45 and 46 for night landings.

n. Blocks 51 to 57. APPROACHES (TAPP1/2/3/4 and NAPP1/2/3/4): Enter the type and number of approaches performed beginning with block 51 (see Appendix F). If the number of a particular approach credited to an individual exceeds nine, record the overflow in the next type and number set.

**Note**

- Only the pilot exercising principal active control during the approach may be credited with that approach. However, when flying in actual instrument conditions, the instructor of a student pilot (a designated aviator is not considered a student pilot) shall also receive credit for an actual instrument approach. Actual and simulated instrument conditions are defined in Chapter 1.
- Only that portion of the approach executed to a missed approach or landing shall be logged as an approach (i.e., a TACAN approach to a PAR/ILS/ALS final would be logged only as a precision approach).
- Precision approaches are as follows:
  - (1) ALS (includes SPN-42/SPN-46, mode I or IA)
  - (2) ILS (includes SPN-42/SPN-46, mode II).
  - (3) PAR (includes SPN-42/SPN-46, mode III).

- Nonprecision approaches are as follows:
  - (1) VOR-VHF OMNI range
  - (2) VOR/DME
  - (3) TACAN-UHF
  - (4) NDB (ADF)
  - (5) L/MF range
  - (6) Localizer
  - (7) ASR Airport surveillance radar (includes CCA when no glidepath information is provided).
  - (8) ELVA (Helicopter Only)
  - (9) SCA
  - (10) GPS

- Helicopters conducting coupled approaches after official sunset or during actual instrument conditions in automatic or alternate modes shall use a 3. Simulated instrument conditions in automatic or alternate modes shall use a C. Coupled approaches will not be used to fulfill approach requirements for instrument rating purposes.

o. Blocks 59 to 65. TRAINING CODES (TRACD1/2/3): Enter the appropriate training codes in accordance with local instructions.

#### Note

- Training codes enable recording of individual aviation training accomplished on each flight or simulator event. These codes are standardized and represent flight training from entry level to fully combat qualified, including syllabus maintenance. For Navy tactical and ASW aviators, training codes are assigned by the TYCOM joint training and readiness instruction, Squadron Training and Readiness Manuals (CNAP/CNAL 3500.67/63 series), and are used to moni-

tor the achievement of readiness qualifications in aircraft or simulators. The appropriate alphanumeric code shall be entered if the recorded flight or simulator event attains or renews a qualification listed in the appropriate T&R manual. If the flight/event does not attain/renew a qualification, T&R manual codes shall not be recorded. Navy squadrons may specify and enter additional alphanumeric codes to capture training or cyclic events as long as they do not conflict with codes established by the appropriate T&R manual.

- Marine squadrons use training codes as daily input to each squadron aviation training data base to update individual and activity flight training progress, to aid in scheduling daily flight training, and to forecast monthly, quarterly, and annual flight time requirements. The Marine Corps T&R manual contains the appropriate syllabus training codes for each crewmember position by model aircraft. Marine entries must be numeric.
- The CANDE and NALCOMIS OMA programs allow for the entry of up to 10 training codes for the automated NAVFLIR. The CANDE/ NALCOMIS OMA-produced, hard-copy facsimile looks similar to the current NAVFLIR OPNAV 3710/4 form except that it will display the additional training code entries at the bottom of the printed facsimile.

#### 10.3.4 Logistics Data Section

a. Logistics Data (blocks 29 to 70) shall be recorded for every flight that involves the movement of passengers/cargo, scheduled or unscheduled, in any type aircraft. Blocks 12 to 20 are mandatory entries for all flights.

b. Complete the data blocks in the logistics data sections, RECTYP 7E and 7F (Figure 10-5):

- (1) Block 10. EXCEPTION CODE (EXCD): No exception codes are permitted for the initial

entry. This block is used for corrections and deletions only.

(2) Block 11. TIME ZONE (TMZONE): Enter the time zone on page one, leg one only. The same time zone shall be used for all legs (see Appendix G). The time zone remains unchanged, even during daylight savings time.

(3) Block 12. TIME DEPART/ARRIVE (TIMDEP-TIMARR): Enter the departure and arrival times, consistent with the time zone in block 11.

(4) Block 16. DATE DEPART/ARRIVE (DTEDEP-DTEARR): Enter the four-character Julian date (YYDD) for departure and arrival.

**Note**

Record flight information for flights overlapping into a new day under month and date the flight originated.

(5) Block 20. ICAO DEPART/ARRIVE (ICAODP-ICAOAR): Enter the four-character ICAO code for departure and arrival. Obtain land-based ICAO codes from the current FLIP for the geographical area. For ship ID codes, use a four-character alphanumeric code identifying the ship (e.g., D963 for DD 963 (USS SPRUANCE), CV68 for CVN 68 (USS NIMITZ), or F084 for FF 1084 (USS MCCANDLESS)). When no ICAO code is available, enter ZZZZ.

(6) Block 24. SYSTEM STATUS (SS): Enter the appropriate SS code for the readiness condi-

tion of the aircraft upon landing (see Appendix G).

(7) Block 25. DISTANCE (DIST): Enter the distance, in nautical miles, flown on each leg. It may be left blank if the flight begins and ends at the same location.

(8) Blocks 29 and 33. 1ST/2ND DELAY CODES (DPDCD1/2): Not used.

(9) Blocks 30 and 34. 1ST/2ND DELAY HOURS (DPDHR1/2): Not used.

(10) Blocks 37, 40, 43, 46, and 49. CONFIRMED PAYLOAD, PRIORITY 1-5, PASSENGER NUMBER (PRI1/2/3/4/5): Enter the number of passengers in each category for each leg of the flight (if none, leave blank) (see Appendix G).

(11) Block 52. CONFIRMED PAYLOAD, CARGO IN POUNDS (CPCARGO): Enter the pounds of confirmed cargo for each leg of the flight (if none, leave blank).

(12) Block 57. OPPORTUNE PASSENGER NUMBER (OPPAX): Enter the number of unscheduled passengers (including space A) for each leg of the flight (if none, leave blank).

(13) Block 60. OPPORTUNE CARGO (OPCARGO): Enter the pounds of unscheduled cargo for each leg of the flight (if none, leave blank).

(14) Blocks 65 and 66. OPPORTUNE CARGO CODES 1/2 (OPCCD1/2): Enter the first and

LOGISTICS DATA (DEPART—RECORD TYPE 7E; ARRIVE—RECORD TYPE 7F)

LEG	TIME	DATE (JULIAN)	ICAO OR SHIP I.D.	S	DISTANCE	DELAY		CONFIRMED PAYLOAD					OPPORTUNE PAYLOAD			CONFIG DATA		RECORD TYPE				
						1ST	2ND	PRI 1	PRI 2	PRI 3	PRI 4	PRI 5	CARGO (LBS)	PAX NO.	CARGO (LBS)	CODE 1	CODE 2		MAX PAX	MAX CARGO (LBS)		
1	DEPART	16				29	30	33	34	37	40	43	46	49	52	57	60	65	66	67	70	7E
1	ARRIVE	18			24	25																7F
2	DEPART																					7E
2	ARRIVE																					7F
3	DEPART																					7E
3	ARRIVE																					7F
4	DEPART																					7E
4	ARRIVE																					7F
5	DEPART																					7E
5	ARRIVE																					7F

Figure 10-5. Logistics Data Section

second most significant types of opportune cargo for each leg of the flight (if none, leave blank) (see Appendix G).

(15) Block 67. CONFIGURATION DATA, MAXIMUM PASSENGERS (MAXPAX): Enter the maximum number of seats available for each leg of the flight (if none, leave blank).

(16) Block 70. CONFIGURATION DATA, MAXIMUM CARGO (MAXCGO): Enter the maximum cargo-carrying capability in pounds for each leg of the flight (if none, leave blank).

### 10.3.5 Weapons Proficiency Data Section

a. The weapons proficiency data section collects training area, weapons delivery, and miscellaneous data. The training area data fields allow for documenting the usage of two areas per line. The training area data section captures the use of targets, restricted areas, warning areas, alert areas, military operating areas (MOAs), ATCAA and MTRs as outlined in AP1A/AP1B area planning document. The weapons delivery data fields allow for documenting three types of delivery per line; each delivery is differentiated by the type ordnance delivered. The miscellaneous data fields allow for two entries per line, enabling the user to document miscellaneous training and utilization that is of importance to the individual or the activity. Training area data entries are mandatory when special-use airspace (restricted areas, controlled firing areas, warning areas, alert areas, and MOAs) and areas for special use (ATCAAs) or military training routes have been scheduled. The cancellation of special-use airspace must be documented using the appropriate miscellaneous data codes (see Appendix H). The number of flight hours that were to be utilized within that airspace will be entered in miscellaneous data 1/2 block. Naval aviators and NFOs shall log image intensification device (night vision goggle) usage. Image intensification device usage shall be logged in the miscellaneous codes/data blocks.

b. Complete the data blocks in the weapons proficiency data section, RECTYP 7G, as applicable (Figure 10-6):

(1) Block 10. EXCEPTION CODE (EXCD): No exception codes are permitted for the initial entry. This block is used for corrections and deletions only.

(2) Block 11. LINE NUMBER (LINENR): Enter the line number from the aircrew data section corresponding to the crewmember whose activity is being described in the weapons proficiency data section. If more than two crewmembers are involved, attach additional naval aircraft flight records to page one, as described in paragraph 10.3.1, with only this section complete. All crewmembers documenting weapons proficiency must be entered on page one.

(3) Blocks 12 and 21. TRAINING AREA 1/2 (TNGAR1/2): Enter applicable training area codes. Training area codes may range from two to seven characters. The code must be entered from left to right and position one must be alpha when filled in. Complete MOA designations may exceed seven characters/digits. In such cases, enter the first seven letters of the MOA name. If a subdivision is involved (i.e., north, south, east, or west; a, b, c, etc.; high or low) then enter those in the last spaces, cutting short the MOA name if necessary. For example, Pecos east high MOA would be entered: PECO-SEH; Randolph 2a would be entered as RAN-DO2A. Regional airspace coordinators should publish standard training area codes/abbreviations for use in the NAVFLIRS weapons proficiency data section.

(4) Blocks 19 and 28. TRAINING AREA HOURS 1/2 (TNGHR1/2): Enter the time, in hours and tenths, dedicated to TNGAR1/2. Their sum must not exceed total flight time.

(5) Blocks 30, 41, and 52. ORDNANCE 1/2/3 (ORD1/2/3): Enter the ordnance code (see Ap-

WEAPONS PROFICIENCY DATA (RECORD TYPE 7G)

1	2	3	TRNG AREA DATA				DELIVERY DATA 1				DELIVERY DATA 2				DELIVERY DATA 3				MISC DATA 1		MISC DATA 2		REC 7G
			TRNG AREA 1	HRS 1	TRNG AREA 2	HRS 2	ORD 1	DEL 1	RUNS 1	SCORE 1	ORD 2	DEL 2	RUNS 2	SCORE 2	ORD 3	DEL 3	RUNS 3	SCORE 3	CD 1	DATA 1	CD 2	DATA 2	
9	10	11	12	19	21	28	30	34	36	38	41	45	47	49	52	56	58	60	63	65	68	70	76
1				*		*																	77G
2				*		*																	77G

Figure 10-6. Weapons Proficiency Data Section



pendix H). For ordnance codes not listed in Appendix H, refer to NAVAIR 11-1-116B (Navy Ammunition Logistic Codes).

(6) Blocks 34, 45, and 56. DELIVERY 1/2/3 (DEL1/2/3): Enter the delivery data code. Position one must be alpha (see Appendix H).

(7) Blocks 36, 47, and 58. RUNS 1/2/3 (RUNS1/2/3): Enter the total number of runs associated with the respective delivery code.

(8) Blocks 38, 49, and 60. SCORE 1/2/3 (SCORE1/2/3): Enter the score awarded if applicable for DEL1/2/3 as follows: The aviator will manually calculate the score by dividing the number of runs into the sum of the target-miss distance in feet. A score in excess of 999 feet can be entered using a K in the first position (i. e., K11 equals 1,100 feet, K26 equals 2,600 feet).

(9) Blocks 63 and 68. MISCELLANEOUS DATA CODE 1/2 (CD1/2): Enter the miscellaneous data code if applicable (see Appendix H).

(10) Blocks 65 and 70. MISCELLANEOUS DATA 1/2 (DATA1/2): Enter the number of occurrences or time in hours and tenths (from right to left) for the data described in CD1/2.

#### Note

The data of miscellaneous codes with a first position of N, R, or 1 will be treated as hours and tenths with an implied decimal between positions two and three. Data for all other miscellaneous codes will be treated as whole numbers.

### 10.3.6 Personnel Data

a. Personnel data, RECTYPE 7D, is used to update the individual master roster (IMR) (NAVFLIRS-00). This RECTYP is submitted whenever a crewmember is gained, detached, or a revision to the IMR is required. RECTYP 7D is composed of data fields from the aircraft, aircrew, logistics, and name/grade/local use sections. Fig-

ure 10-7 displays the RECTYP 7D data fields. RECTYP 7D entries shall be retained in a separate file until the data submitted can be verified on the IMR and then disposed of at the activities discretion.

(1) AIRCRAFT DATA SECTION, Block 17, ASSIGNED SYLLABUS (TEC): Mandatory entry for Marine Corps only. Enter the four-character numeric code identifying the syllabus assigned to the crewmember (see Appendix J).

(2) AIRCRAFT DATA SECTION, Block 21, ORGANIZATION CODE (ORG): Enter the three-character AV-3M organization code the crewmember is assigned. Refer to NAMS0 report 4790.A7065-01.

(3) AIRCREW DATA SECTION, Block 10, EXCEPTION CODE (EXCD): Enter G, L, or R, as appropriate (see Appendix F).

(4) AIRCREW DATA SECTION, Block 11, FIRST INITIAL (FSTINT): Enter the first initial of the crewmember requiring the transaction.

(5) AIRCREW DATA SECTION, Block 12, LAST INITIAL (LSTINT): Enter the first letter of the last name.

#### Note

The name element following the last initial is not entered (keypunched) and should be left blank.

(6) AIRCREW DATA SECTION, Block 13, SOCIAL SECURITY NUMBER (SSN): Enter the social security number of the crewmember; allow no dashes.

(7) AIRCREW DATA SECTION, Block 23, SERVICE CODE (SVC): Enter the service code (see Appendix F).

(8) LOGISTICS DATA SECTION, Block 16, JULIAN DATE (DATE): Enter the Julian date of the transaction.

(9) LOGISTICS DATA SECTION, Block 29, AIRCREW STATUS CODE (ASC): This field is mandatory for the Marine Corps, optional for

the Navy. Enter the appropriate ASC (see Appendix J).

(10) LOGISTICS DATA SECTION, Block 33, SYLLABUS STATUS CODE (SSC): This field is mandatory for the Marine Corps, optional for the Navy. Enter the appropriate SSC (see Appendix J).

(11) PERSONNEL DATA SECTION, Block 34, NAME/GRADE/LOCAL USE A-G: Enter the last name of the crewmember. If the last name exceeds 14 characters, print only the first 14.

(12) PERSONNEL DATA SECTION, Block 48, NAME/GRADE/LOCAL USE H: Enter the paygrade of the crewmember, omitting dashes (i.e., O3, W2, E6, etc.).

(13) PERSONNEL DATA SECTION, Block 50, FLIGHT QUALIFICATION EXPIRATION DATES, NATOPS, MEDICAL, INSTRUMENTS, WATER, PHYSIOLOGY (YYMM): Enter the last two characters of the calendar year and the month when crewmember qualifications EXPIRE (must be four characters).

flight record. No signature is required for the submission of RECTYP 7D transactions.

b. Privacy Act Statement for naval aircraft flight record:

(1) Title 5 U.S.C. 301, Departmental Regulations, and Executive Order 9397 authorize collection of this information.

(2) The primary use of this information is to consolidate the collection of flight data into a single, locally controlled collection and correction system and to implement a standard data collection source document (the naval aircraft flight record) throughout the Navy and Marine Corps. It will establish a single central data base containing all naval flight data.

(3) This information may be provided to committees authorized by Congress to investigate certain phases of the naval aviation program. The blanket routine uses that appear at the beginning of the Department of the Navy's compilation also apply to this system.

(4) Disclosure of this information is voluntary. However, failure to disclose this information could result in the flight data not getting recorded on the 3M system and could result in the loss of flight pay.

**Note**

The aircraft or mission commander signature and grade attests to the validity and completeness of the naval aircraft

**AIRCRAFT DATA (RECORD TYPE 7B)**

10	11	17	21	24	27	30	33	36	39	42	44	46	47	48	7B	1	2	3	4	NO HOISTS
SIDE NO.	SEC NO.	BUNO/SER	TEC	ORG	MSN 1	MSN 2	MSN 3	MSN 3	MSN 3	BUY CODE	TOT FLT	D	CAT/JATO	AIRLIFT MISSION NO.	REC TYP	1	2	3	4	NO HOISTS
TOTAL MISSION REQUIREMENT (TMR) DATA															ENGINE HRS					

**AIRCREW DATA (RECORD TYPE 7C; IF EXC CODE = G, L OR R; RECORD TYPE = 7D)**

1	2	3	4	5	6	7	8	9	10	11	12	13	14	15	16	17	18	19	20	21	22	23	24	25	26	27	28	29	30	31	32	33	34	35	36	37	38	39	40	41	42	43	44	45	46	47	48	49	50	51	52	53	54	55	56	57	58	59	60	61	62	63	64	65	66	67	68	69	70	71	72	73	74	75	76	77	78	79	80	81	82	83	84	85	86	87	88	89	90	91	92	93	94	95	96	97	98	99	100
1	2	3	4	5	6	7	8	9	10	11	12	13	14	15	16	17	18	19	20	21	22	23	24	25	26	27	28	29	30	31	32	33	34	35	36	37	38	39	40	41	42	43	44	45	46	47	48	49	50	51	52	53	54	55	56	57	58	59	60	61	62	63	64	65	66	67	68	69	70	71	72	73	74	75	76	77	78	79	80	81	82	83	84	85	86	87	88	89	90	91	92	93	94	95	96	97	98	99	100
NAME													SSN	FLIGHT TIME											INSTRUMENT				NIGHT TIME				LANDINGS				APPROACHES				TRAINING CODES																																																										
														FPT											ACT																																																																										
														CPT											SCT																																																																										

**LOGISTICS DATA (DEPART — RECORD TYPE 7E; ARRIVE — RECORD TYPE 7F)**

1	2	3	4	5	6	7	8	9	10	11	12	13	14	15	16	17	18	19	20	21	22	23	24	25	26	27	28	29	30	31	32	33	34	35	36	37	38	39	40	41	42	43	44	45	46	47	48	49	50	51	52	53	54	55	56	57	58	59	60	61	62	63	64	65	66	67	68	69	70	71	72	73	74	75	76	77	78	79	80	81	82	83	84	85	86	87	88	89	90	91	92	93	94	95	96	97	98	99	100
1	2	3	4	5	6	7	8	9	10	11	12	13	14	15	16	17	18	19	20	21	22	23	24	25	26	27	28	29	30	31	32	33	34	35	36	37	38	39	40	41	42	43	44	45	46	47	48	49	50	51	52	53	54	55	56	57	58	59	60	61	62	63	64	65	66	67	68	69	70	71	72	73	74	75	76	77	78	79	80	81	82	83	84	85	86	87	88	89	90	91	92	93	94	95	96	97	98	99	100
TIME												DATE (JULIAN)	ICAO OR SHIP I.D.	S	B	DISTANCE	DELAY		CONFIRMED PAYLOAD					OPPORTUNE PAYLOAD					CONFIG DATA																																																																						
																	1ST	2ND	PRI 1	PRI 2	PRI 3	PRI 4	PRI 5																																																																												
																	HRS	HRS	PAX NO.	PAX NO.	PAX NO.	PAX NO.	PAX NO.	CARGO (LBS)					MAX CARGO (LBS)																																																																						

REMARKS													(NAME/GRADE/LOCAL USE)													FLIGHT QUALIFICATION EXPIRATION DATES													A/C OR MSN CMDR SIGNATURE/GRADE																				
													A	B	C	D	E	F	G	H	NATOPS				MEDICAL				INSTRUMENTS				WATER				PHYSIOLOGY																						
													34	36	38	40	42	44	46	48	50	52	54	56	58	60	62	64	66	68	70	72	74	76	78	80	82	84	86	88	90	92	94	96	98	100													

Figure 10-7. Personnel Data Section



SEP 86

ORG: AN2

NAME: MERRY INT: J SSN: 071582639 GRADE: O-5 SVC: 1

BUND	TEC	DATE	TIME DEP	ICAO DEP	TIME ARR	ICAO ARR	EX CD	FLT TIMES			INST ACT	SIM	NITE TIME	****LANDINGS****				**APPROACHES**				A W SP TRNG	CODE	
								FPT	CPT	SCT				1ST T	2ND N	3RD T	4TH N	1ST T	2ND N	3RD T	4TH N			CJ
161111	ASBE	6249	0800	KNZC	1110	KNZC		3.2			1.1		5	3	6	2		1	1					
161111	ASBE	6251	1000	KNZC	1230	KNZC		2.5			1.0	.5	6	2										
161111	ASBE	6259	1830	KNZC	2230	KNZC		2.5	1.0		1.2		1.5	F	1			3	1					
161111	ASBE	6263	2000	KNZC	2400	KNZC		3.1	.9		2.4	.8	4.0	F	2			1	1					
161111	ASBE	6266	0900	KNZC	1115	KNZC		2.3			1.3		5	2	6	1								
							*	13.6	1.9		7.0	1.3	5.5											
161112	ASBE	6253	0830	KNZC	1200	NIKE		2.3	1.2		1.4		2	2	1	1		1	1					
161112	ASBE	6253	2145	NIKE	0145	KNZC		2.9	1.1		2.0	1.0	4.0	F	1							1		
161112	ASBE	6272	0730	KNZC	1310	KNZC		4.0	1.7		2.2	1.5	6	1										
							*	9.2	4.0		5.6	2.5	4.0											
554623	V5BD	6273	0900	KNZC	1100	KNZC	T	2.0			2.0		6	1				1	4					
							*	2.0			2.0													
TOTAL AIRCRAFT TIME								22.8	5.9		12.6	3.8	9.5											

---

*****WEAPONS PROFICIENCY DATA*****			*****MISCELLANEOUS DATA*****		*****FISCAL YEAR SUMMARY*****			
TYPE DELIVERY	RUNS	SCORE			TEC	HRS	INST	NIGHT
AIR-TO-AIR INFRARED	1	2100	NIGHT VISION GOGGLES	1.0	ASBE	318.8	19.5	87.3
					V5BD	10.5	10.5	
TOTAL					329.3	30.0	87.3	

Figure 10-8. Monthly Individual Flight Activity Report (NAVFLIRS-3)

**10.3.7 Personnel Exchange Program/  
DCMC/Any Aeronautically  
Designated Personnel Assigned to  
an Activity Where DSF Support Is  
Not Available**

- a. A completed naval aircraft flight record is required for each designated aviator who participates as a crewmember during the flight of military aircraft including foreign governments.
- b. Crewmembers flying naval aircraft assigned to an embassy or to an activity where DSF support is not available shall complete the naval aircraft flight record as outlined in paragraphs 10.3.2 through 10.3.6. When the flight involves an aircraft for which no type equipment code or organization code has been assigned, contact COMNAVSAFECEN, Code 52, for assistance. COMNAVSAFECEN will request assignment of new codes as specified in Appendices K and Q of OPNAVINST 4790.2.
- c. Forward completed naval aircraft flight records to COMNAVSAFECEN, Code 52, for processing. Error reports will be returned to the aviator for corrections.

- d. A monthly individual flight activity report (MIFAR) (NAVFLIRS-3), Figure 10-8, will be produced by the NAVFLIRS system and forwarded to the aviator by COMNAVSAFECEN. The MIFAR contains all individual activity for that month excluding those records appearing on the error reports. The lower half of the MIFAR contains a weapon proficiency summary, miscellaneous data section, and a FYTD summary indicating what is on record in the NAVFLIRS system. Missing data can be added to the FYTD summary by forwarding a completed naval aircraft flight record to COMNAVSAFECEN within 3 months from the date of the MIFAR.
- e. Naval flight surgeons, naval aerospace physiologists, naval aerospace optometrists and naval aerospace experimental psychologists are often ordered to DIFOPS at nonaviation activities (hospitals, etc.). These personnel are additionally assigned (under "Special Instructions" section of BUPERS orders) by BUPERS (PERS-4415) to aviation activities for flight purposes. Assigned aviation activities shall assist in obtaining minimum annual flight time requirements, issue, inspect and maintain flight gear, maintain the NATOPS flight personnel training and qualifications

jacket, OPNAV 3760/32 and provide administrative support for documentation of flight time.

### 10.3.8 Civilian Crewmembers Flying Naval Aircraft (Active)

a. Civilian crewmembers gained to the IMR must use an equivalent military paygrade in block 48 of RECTYP 7D.

b. Civilians functioning as crewmembers shall follow the procedures outlined in paragraphs 10.3.2 through 10.3.6. Civilian crewmembers shall insert CIV in the first training code field in the aircrew data section (RECTYP 7C).

### 10.3.9 Naval Air Depots (NAVAIRDEPOTs).

NAVAIRDEPOTs shall complete naval aircraft flight records as outlined in paragraphs 10.3.2 through 10.3.6 for flights involving aircraft where a NAVAIRDEPOT is designated as the reporting custodian. When a NAVAIRDEPOT has physical custody, but not reporting custody of an aircraft being flown, block 21 of RECTYP 7B (aircraft data) must be the ORG of the reporting custodian and block 10 of RECTYP 7C (aircrew data) must be E.

## 10.4 MASTER FLIGHT FILES

The master flight files shall be the only official flight record of naval aircraft and shall be maintained in accordance with this instruction by every reporting custodian of naval aircraft as defined in OPNAVINST 5442.2.

**10.4.1 Submission Requirements.** Submission of simulator copies to the National Records Center is not required. Each activity using simulators requiring submission of the naval aircraft flight record may retain copy three for local record purposes.

### 10.4.2 Specific Requirements

a. Only flights of aircraft of the aircraft reporting custodian shall be filed in the master files; however, all flights shall be accounted for and no flight shall be filed in more than one activity's master flight files.

b. Each detachment shall maintain separate master flight files for the period while deployed with

CVWs or while otherwise remotely separated on detached duty from the parent activity.

c. Reporting custodians having aircraft of more than one controlling custodian may include all flights thereof in the activity's master flight files regardless of controlling custody (i.e., one DPRO may have COMNAVAIRSYSCOM FS, RDT & E, and STF aircraft and be a separate reporting custodian for each).

d. No master flight files need to be maintained for aircraft while in a bailment or loan status.

e. For aircraft being ferried, information concerning such flights shall be placed in the master flight files of the reporting custodian of the aircraft being ferried.

f. For new aircraft being accepted from contractors, reporting custodians (i.e., DPRO) shall include in their master flight files flights of new-production aircraft before Navy acceptance only if a naval aviator was aboard in a pilot or crew status. All flights after Navy acceptance shall be filed.

### 10.4.3 Procedures for Maintaining Master Flight Files

**10.4.3.1 File Contents.** Master flight files shall consist of securely bound current naval aircraft flight record originals (refer to paragraph 10.3.1, subparagraph h.). NALCOMIS-OMA produced facsimiles are approved for official use in the master flight file once they are countersigned by the pilot or mission commander.

**10.4.3.2 Binders.** Binders used for the master flight files are nonspecific except that they must provide a durable cover and backing and allow for the secure fastening of their contents. For example, naval aircraft flight records may be adequately filed in commonly used legal-size, vertical pressboard folders that allow for two stacks of forms.

**10.4.3.3 Starting Files.** Master flight files are started initially by a new activity.

**10.4.3.4 Filing Procedures.** When the activity's information requirements of the naval aircraft flight records are satisfied, this form shall be chronologically filed by date and time of departure, using prong

fasteners or similar devices in a binder as compactly and securely as possible (i.e., two stacks per binder, if feasible). Though desirable, the requirement for chronology as to departure time is not absolute; reasonable variance is acceptable. The forms shall be logically arranged to permit easy access if flight data must be extracted at a later time. Each binder should contain records in one or more whole-month increments, be approximately 2 to 3 inches in thickness, and contain a transmittal letter. Each binder shall be externally labeled in indelible hand printing, clearly identifying the submitting activity/detachment, its location, and the monthly interval covered. For example, the label may read:

MASTER FLIGHT FILE  
HC-11  
PERIOD 01/01/01 through 02/28/01  
NAS NORTH ISLAND (01/01-01/24)  
USS TARAWA (01/25-02/28)

**10.4.3.5 Missing Data.** In some cases, the duration and locale of flights performed in relation to the location of the master flight files will be such that the files cannot be kept current if exact date/time chronology is to be followed. In such isolated cases and in view of the annual retention period of the files, activities shall file all of the flight data that is available. When it is time to forward the annual block of files to the record center, those data that are missing shall be specified in the respective letters of transmittal with an indication, if possible, of what future files will contain the missing data. Each reporting custodian is responsible for the continuity and consistency of the master flight files.

**10.4.3.6 Classification.** Completed master flight files will ordinarily be unclassified but classification may be assigned as warranted by the data. Activities should not include in the files any data that warrant a classification higher than Confidential unless the information is an important record not suitably provided for by other media.

**10.4.4 Master Flight File Certification.** Each master flight file binder shall contain a letter of transmittal attached within and on top of the file contents and signed by the activity CO, OIC, or an officer designated in writing by the CO to do so. The following items shall be addressed:

a. Certification that attests to the accuracy, clarity, and completeness of the entries contained there for the time interval noted on the binder cover. Such certification, among other things, establishes a record of flights made by flight personnel who are in receipt of ACIP or hazardous duty incentive pay (HDIP).

b. A statement that items of historical interest (i.e., first, records, unique achievements, etc.) have been properly recorded for inclusion in the activity history submission in accordance with OPNAVINST 5750.12.

c. An itemization of unusual events that may lead to subsequent litigation or adverse public relations (i.e., inadvertent bomb drops, canopy blow-offs, etc.) shall be included identifying the flight during which such an event occurred. An objective (noninterpretive, nonsubjective) description of the event by any person aboard (especially if not listed on the naval aircraft flight record) who is a party to or observer of the event shall also be included.

d. Mishaps or combat incidents shall be noted to the extent of identifying the mishap/incident report containing the relevant information. Identifying the aircraft that was lost, missing, or damaged, and personnel aboard who were killed, missing, or wounded is also required.

e. Missing data shall be identified with an indication, if possible, of what future files will contain the information.

f. Identification of any nonstandard abbreviations, codes, or the like used on the naval aircraft flight record is required.

g. The time interval within the period covered by the file during which the activity was in an official combat status shall be specified.

**10.4.5 Storage/Forwarding of Master Flight Files.** Master flight file binders will be accumulated and stored in chronological sequence in annual calendar year record blocks. By 31 August of each year or when the activity is decommissioned, the prior calendar year block shall be properly classified and identified by activity and year, and transferred to

the Washington National Record Center using the procedures outlined in SECNAVINST 5212.5.

**Note**

When records are less than 1 cubic foot in bulk, delivery may be deferred until the succeeding year when accumulation of both years will be forwarded.

**10.5 AVIATORS FLIGHT LOG BOOK, OPNAV 3760/31**

**10.5.1 General Policies**

**10.5.1.1 Requirements.** All naval aviators/ student naval aviators and naval flight officers/student naval flight officers shall possess a currently maintained Aviators Flight Log Book, OPNAV 3760/31, as the primary individual flight activity record. Possession and maintenance of the log book is optional for other personnel on duty involving flying. The continued submission of flight data for all aeronautically designated naval officers is mandatory.

a. Each duly issued Aviators Flight Log Book is considered to be the personal property of the individual who currently is or in the past was required to possess it. Flight log books of missing or captured personnel shall be handled in accordance with instructions governing disposition of the service record.

- (1) Ensure that entries are legible, complete, and accurate.
- (2) Ensure compliance wherever provisions for use of the log book require entries by or signature of other personnel.
- (3) Keep the book(s) in good physical condition, guard against its loss, remove no pages from it (blank or otherwise), and use it as long as its capacity permits before requisitioning a new book.

**10.5.2 Entries.** Recording of information on the flight record (Figure 10-14), the accident and flight rule violation record (Figure 10-16) and the mishap record (Figure 10-17) is mandatory. Also, documentation of completion of annual NATOPS and instrument evaluations shall be recorded on the qualifications and achievements record (Figure 10-9). Re-

ording of information in all other sections of the Aviators Flight Log Book is optional. When entries are made in optional sections, they shall be in accordance with procedures set forth here.

**10.5.2.1 Qualifications and Achievements**

- a. These pages (Figure 10-9) are to receive whatever entries are required or appropriate to record significant qualifications or achievements accredited the individual.
- b. Make entries in chronological order.
- c. Enter revocation of previously held qualifications showing the date of revocation and signature of the commanding officer or authorized deputy.

**10.5.2.2 Personal Changes.** Use of this section (Figure 10-10) is at the discretion of the individual.

QUALIFICATIONS AND ACHIEVEMENTS (e. g. instrument card, patrol plane commander, aircraft type, CarQual, etc.) (To be signed by Commanding Officer or authorized deputy)		
QUALIFICATION	DATE	SIGNATURE

Make entries on lines, or in rubber stamp impressions anywhere on the page.

Figure 10-9. Qualifications and Achievements (OPNAV 3670/31)

PERSONAL CHANGES <i>(As the Pilot may elect to record)</i>	
DATE	CHANGE

SUMMARY OF TOTAL FLIGHT RECORD <i>(Accumulated from beginning of military flying to date of opening this log book; for model, combine all configurations, e.g. F-5, not F-5A, F-5B, etc.)</i>					
AIRCRAFT MODEL	PILOT-TIME	AIRCRAFT MODEL	PILOT-TIME	A/C MODEL	A/C CDR

Figure 10-10. Personal Changes (OPNAV 3670/31)

Figure 10-11. Summary of Total Flight Record (OPNAV 3670/31)

**10.5.2.3 Summary of Total Flight Record.**

Use this page (Figure 10-11) to record the total accumulated pilot time earned in each model of aircraft up to and no further than the date of opening the log book.

**10.5.2.4 Flight Record Summary, Total and for 12 Months Preceding This Log (Figure 10-12)**

- a. This page is to be filled in upon opening this log book and no entry should be made to it thereafter.
- b. In the first column, show the total flying hours accumulated to date from the date military flying began for those items listed for which the record is

available or a good estimate can be made; indicate which are estimates; leave unknowns blank.

- c. For month columns, find the column for the month corresponding to the last month covered by the previous log book, enter the proper year of that month in the column heading, draw a heavy vertical line all the way down the right side of the column, and fill out the column. Then go to the next column to the left and, from data in the previous log book on the next to the last month covered by it, fill out that column. Proceed to the left in that manner until the January column is completed; then proceed to the December column and work to the left until all columns are completed.
- d. Wherever appropriate, pen changes are authorized.

ITEM	TOTAL AC-CUMULATED TO DATE*	FLIGHT RECORD SUMMARY, TOTAL AND <i>(To be filled in from old log book)</i>				FOR 12 MONTHS PRECEDING THIS LOG <i>when opening this log book)</i>							
		19___ JAN	19___ FEB	19___ MAR	19___ APR	19___ MAY	19___ JUN	19___ JUL	19___ AUG	19___ SEP	19___ OCT	19___ NOV	19___ DEC
TOTAL PILOT-TIME													
FIRST PILOT													
COPILOT													
A/C COMANDER													
SPECIAL CREW TIME													
INSTRUMENT TIME--TOTAL													
ACTUAL													
SIMULATED													
GCA APPROACH													
CCA APPROACH													
JET PENETRATIONS													
OTHER TYPE APPROACH													
TOTAL NIGHT TIME													
LANDINGS—TOTAL													
FCL													
OTHER L/S													
CARRIER ARRESTED													
TOUCH AND GO													
BOLTERS													
CATAPULT SHOTS													

\* Accumulated to date of opening this log, for those items for which the record is available.

Figure 10-12. Flight Record Summary (OPNAV 3670/31)

**10.5.2.5 Summary of Pilot Time by Month, Model, Etc. (Figure 10-13)**

- This form is provided for monthly, quarterly, or annual summaries of data recorded in the flight-by-flight record section of this log book plus the same in the previous log book for those months back to the beginning of the year for which this log book was opened (or even further if the individual wishes).
- It is suggested that the current year be entered on the first line. Then, on succeeding lines, enter the identity of that to be summarized (i.e., the T/

M/S of aircraft (P-3C, F-18EF, etc.)), the kind of flying time (FPT, CPT, SCT), instrument approaches, landings, or any other pertinent data. When the year is over, enter the number of the next year on the next line and start a new set of items to be summarized.

**10.5.2.6 Flight-by-Flight Record (Figure 10-14)**

- Space is provided for 19 flights per page. If that number is exceeded for any month, sum the first 19 flights on the line "TOTAL THIS PAGE", post the totals on the first line of the next page,



<b>SUMMARY OF PILOT TIME</b> (To summarize flight data in this log and last months of previous log;								<b>BY MONTH, MODEL, ETC.</b> enter year and item (e. g. model) on lines; transfer data from log)									
YEAR AND ITEM	JAN	FEB	MAR	APR	MAY	JUN	JUL	AUG	SEP	OCT	NOV	DEC	JAN- MAR	APR- JUN	JUL- SEP	OCT- DEC	YEAR TOTAL

Figure 10-13. Summary of Pilot Time (OPNAV 3670/31)

and continue entries. At the end of each month, all total spaces at the bottom of the page should be completed. Exception may be made for pilots who fly infrequently. In such cases, several months may be included on one page. The applicable month will be entered on the line preceding the first flight. Page totals will be entered at the bottom after each page is completed. Fill out pages and lines in chronological order as to year, month, day, and takeoff time. The date of a flight recorded in the Aviators Flight Log Book is the date upon which the flight started and not the date it ended. The number of flights will be entered in the "REMARKS" column. For months during

which no flights were made, enter (on the first line of the page following the last month during which flights were made) the statement "No flights (month and year) through (month and year)," or equivalent. Simulator flights shall be logged as regular flights in the Aviators Flight Log Book starting from the rear of the month-by-month section of the log book and working forward. More than 1 months entries may be entered per page.

b. Always show the full model designation (FA-18EF, not FA-18) and full aircraft bureau number. Whenever the reporting custodian of the aircraft is different from the activity to which the pilot is at-



MONTH _____			YEAR _____						CODES: <b>A</b> —Automatic <b>C</b> —CCA		<b>F</b> —ADF <b>G</b> —GCA <b>I</b> —ILS	<b>L</b> —LF range <b>O</b> —OMNI <b>R</b> —Radar	<b>T</b> —TACAN <b>S</b> —Simulated <b>J</b> —Jet						
DAY	AIRCRAFT		KIND OF FLIGHT CODE <sup>a</sup>	PILOT TIME			SPE- CIAL CREW TIME	INSTRUMENT TIME		NIGHT TIME	LANDINGS				STD INST. APPR. COM- PLETED			REMARKS	
	MODEL	SERIAL NUMBER		TOTAL PILOT TIME	FIRST PILOT	CO- PILOT		A/C COMDR.	ACT		SIM	ARR	TWR	BOI	ICL	SEA/ LAND	CATAPULT		NO
TOTAL THIS PAGE																			
BROUGHT FORWARD																			
TOTAL TO DATE																			
*See page 2 for codes.		TOTAL ACCUM. PILOT TIME		TOTALS, THIS FISCAL YEAR				TOTALS, THIS FISCAL YEAR				TOTALS, THIS FISCAL YEAR				CERTIFIED A CORRECT RECORD:  Pilot  Approved:  C.O. or authorized deputy			

Figure 10-14. Summary of Pilot Time (OPNAV 3670/31)

- tached or from the activity whose aircraft the pilot normally flies, show the custodians identity in the columns for aircraft and serial number or remarks column.
- c. Entries to "KIND OF FLIGHT" (TMR code) column shall always be the code entered on the flight record for the individual.
- d. "A/C COMDR" column may also be utilized to record either FPT, CPT, or SCT.
- e. Final approaches are entered into the Aviators Flight Log Book as precision or nonprecision, utilizing the approach codes described in Appendix F.
- f. The notation of pilot time report printed along the right-hand margin no longer applies.

g. Upon detachment and at the end of each month, the pilot shall sign all pages on which entries have been made. The commanding officer or an authorized deputy shall sign the page of the last entry at the end of each fiscal year and upon detachment of the individual. Spaces for those signatures are at the lower right corner of the form and are titled "CERTIFIED CORRECT RECORD" and "Approved". Signature of the commanding officer or his/her authorized deputy signifies approval of all entries made for the time period. Approval means:

- (1) Apparent compliance in all respects with the provisions of this instruction on maintenance of the log book.

FLIGHT CLOTHING RECORD			
Action code: <b>O</b> —Original Issue; <b>R</b> —Replacement Issue; <b>N</b> —Returned or Surveyed out; not replaced.			
ITEM	DATE	ACTION CODE	ACTION BY
BOOTS, flying			
CAP, summer			
COMPASS, wrist			
COMPUTER, navigation			
GLASSES, sun			
GLOVES, summer			
GOGGLES, assembly kit			

Figure 10-15. Flight Clothing Record (OPNAV 3760/31)

(2) All applicable instances of accident and flight rule violations since last approval have been duly recorded in the log book.

**10.5.2.7 Flight Clothing Record (Figure 10-15)**

a. Use of this form is self-evident; local practices in accordance with supply requirements shall be followed.

b. When opening a new log book, the last entry for each item appearing in the previous log book shall be carried forward.

**10.5.2.8 Mishap and Flight Rule Violation Record.** There are two forms for this section: a

summary record (one page) and a mishap record (three pages) as shown in Figures 10-16 and 10-17. Use these records in accordance with paragraph 3.8. Care shall be exercised to avoid the use of information from aircraft mishap investigation reports and endorsements (including the Naval Safety Center endorsement) as a basis for the entries. Such use would be in violation of the privileged nature of this information. In the case of substantiated flight violations, jacket entries reflect an administrative finding and such entries shall not be considered punitive or as possessing any judicial character. Entries of mishaps and violations shall be signed by an officer authorized to sign the individual report of fitness or of enlisted evaluation.

a. Summary record.

(1) This is a quantitative record of all substantiated violations of flying regulations and of all aircraft mishaps for which the individual has been assigned responsibility in any degree. Only those aircraft mishaps in which aircrew error was a factor shall be entered in the mishap column of the mishap and the flight rule violation records. Entries of mishaps or violations shall be authenticated by the commanding officer.

(2) Negative reports are required; comply by entering 0 (zero). They shall be authenticated by the commanding officer or an authorized deputy.

b. Mishap record. The mishap record shall include all flight mishaps and violations.

(1) Each substantiated violation of flying regulations or an aircraft mishap in which the reporting custodian considers the action of flight personnel to be a cause factor shall be entered.

(2) Entries of mishaps and violations shall be signed by an officer authorized to sign the individual report of fitness or report of enlisted evaluation.

**10.6 NATOPS FLIGHT PERSONNEL TRAINING AND QUALIFICATION JACKET, OPNAV 3760/32**

The NATOPS flight personnel training and qualification jacket, OPNAV 3760/32, shall be maintained in accordance with [Appendix A](#).

ACCIDENT AND FLIGHT RULE VIOLATION RECORD						
SUMMARY RECORD. (Negative report by zero number of incidents; to be signed by Commanding Officer or his authorized deputy)						
	PERIOD		NUMBER OF		SIGNATURE	
	YEAR	QUARTER	ACCI- DENTS*	RULE VIOL.		
Summary incidents prior to this book & subsequent 1-1-50	19				Signatures on record in previous log book authenticated:	
	19					
	19					
	19					
	19					
Year in which this log book began	19	Jan-Mar				
		Apr-Jun				
		Jul-Sep				
		Oct-Dec				
Remaining period covered by this log book	19	Jan-Mar				
		Apr-Jun				
		Jul-Sep				
		Oct-Dec				
	19	Jan-Mar				
		Apr-Jun				
		Jul-Sep				
		Oct-Dec				
	19	Jan-Mar				
		Apr-Jun				
		Jul-Sep				
		Oct-Dec				
19	Jan-Mar					
	Apr-Jun					
	Jul-Sep					
	Oct-Dec					

\*Show ONLY those involving pilot error.

Figure 10-16. Accident and Flight Rule Violation Record (OPNAV 3760/31)

### 10.7 MONTHLY INDIVIDUAL FLIGHT ACTIVITY REPORT (NAVFLIRS-3)

The NAVFLIRS-3 details, by individual, specific flight activity that was performed during the reporting period (submitted on naval aircraft flight records). In addition, a summarization by aircraft bureau number of flight times (FPT, CPT, and SCT), including instrument (ACT and SIM) and night times, and a summarization of weapons proficiency, miscellaneous, and FYTD summary is also provided.

MISHAP RECORD (Incident Record) (To be signed by an officer authorized to sign Report of Fitness or Evaluation Sheet of the pilot)	
Date _____	Model of aircraft _____
Damage _____	Primary cause factor _____
Flying regulation violated _____	
Remarks _____	
Entry approved: _____	Commanding _____
Date _____	Model of aircraft _____
Damage _____	Primary cause factor _____
Flying regulation violated _____	
Remarks _____	
Entry approved: _____	Commanding _____
Date _____	Model of aircraft _____
Damage _____	Primary cause factor _____
Flying regulation violated _____	
Remarks _____	
Entry approved: _____	Commanding _____
Date _____	Model of aircraft _____
Damage _____	Primary cause factor _____
Flying regulation violated _____	
Remarks _____	
Entry approved: _____	Commanding _____

Figure 10-17. Mishap Record (OPNAV 3760/31)

## 10.8 INDIVIDUAL FLIGHT ACTIVITY REPORTING SYSTEM (IFARS)

### 10.8.1 Background

a. The IFARS database is a repository of individual flight data, including flight data accrued in authorized aircraft simulators. This data is maintained by the Naval Safety Center via the Naval Sea Logistics Centers Naval Flight Record Subsystem (NAVFLIRS) OPNAV Form 3710/4. IFARS is applicable to naval aviators, student naval aviators, naval flight officers, naval flight surgeons, and aerospace physiologists and psychologists in a DIFOPS or DIFDEN status on active duty or participating in the Navy or Marine reserve program.

b. The IFARS database provides valuable exposure information for flight safety analysis, mishap

rates, budget justification, past and future flight program evaluation, and aviators compliance with established annual flight minimums.

c. COMNAVSAFECEN records retention policy for the IFARS data is as follows:

(1) Individual flight-by-flight data, reported via NAVFLIRS, are retained for the current fiscal year plus the 5 previous fiscal years.

(2) Individual historical data, summarized by fiscal year and aircraft model, are retained for

the current fiscal year plus the 30 previous fiscal years.

d. Corrections may be made to IFARS data by submitting a formal letter signed by the unit commanding officer to:

Commander, Naval Safety Center  
Attn: Code 50  
375 A Street  
Norfolk, VA 23511-4399

## CHAPTER 11

# General Instructions on Duty Involving Flying and Annual Flight Performance Requirements

### 11.1 SCOPE, PURPOSE, AND APPLICABILITY

It is accepted that duty involving flying constitutes hazardous duty, and it is recognized that additional pay should be provided as incentive to engage and remain in hazardous occupations. This chapter sets forth the policies for practical application of the above principle and provides instructions concerning mandatory requirements that will ensure that resources allocated to flying activities are applied economically and result in maximum benefit to fleet operations. The purpose of this chapter is to:

- a. Summarize the policies concerning the flying status of all active duty and reserve Navy and Marine Corps personnel holding aeronautical designations and who are entitled to receive flight pay in accordance with the provisions of the DOD Military Pay and Allowance Manual.
- b. Prescribe criteria, standards, and regulations to ensure that the skill of all aeronautically designated personnel is maintained at acceptable levels of readiness and to enhance aviation safety.
- c. Implement the logging and reporting of flight simulator time.
- d. Provide criteria for incentive pay entitlement under ACIP and HDIP.
- e. This chapter is based upon the provisions contained in Section 301 of Title 37 of the U.S. Code and related policies established by the Secretary of Defense and the Secretary of the Navy. It shall apply to all aeronautically designated (rated) officer personnel assigned to duty in a flying status

involving operational or training flights (DIFOPS), duty in a flying status not involving flying (DIFDEN), and enlisted personnel when assigned to duty in a flying status involving operational training flights (DIFCREW/DIFTEM).

#### 11.1.1 General Policies

**11.1.1.1 Flying in Other Than Military Aircraft.** Personnel assigned to operational flying billets may fly in other than military aircraft if such flying is inherent in the duty assignment of the individual concerned. Aeronautically designated personnel, when recommended by competent authority and approved by CNO or CMC (Code ASM), may perform operational flying in other than military aircraft of the Armed Services. When so directed, such flying shall be conducted only by personnel qualified to perform such duties and shall be approved by the authority controlling the aircraft. Individual flying time (first pilot, copilot, and special crew time) so acquired may be credited towards minimum annual and semiannual flying requirements.

#### 11.1.1.2 Flying in a Leave Status

- a. Under conditional ACIP, all or any combination of individual flying time acquired by those aeronautically designated personnel assigned to operational flying billets or commands assigned to DIFOPS is creditable for flight pay except that flown while in a leave status.
- b. Individual flight time acquired in a leave status may be used to fulfill the minimum annual and semiannual flying requirements.

## 11.2 OPERATIONAL FLYING

a. Operational flying duty means flying performed under competent orders by designated (rated) members while in assignments in which basic flying skills are normally maintained in the performance of flight duties as determined by the Secretary of the Navy and flying performed by members in training leading to award of an aeronautical designation (rating). Operational flying positions are identified by specific billet code identifiers, either code 1 or code 2, and require the billet incumbent possess DIFOPS orders. All other billets are considered other than operational flying billets. Marine Corps operational flying assignments are determined by CMC (Code ASM).

b. The following definitions apply:

(1) DIFOPS. Duty in a flying status involving operational or training flights. Officers so ordered by BUPERS or CMC are required to maintain basic flying skills in the performance of their assigned duties and must be assigned to a designated operational flying billet or command. Those officers are considered in DIFOPS status and will accumulate months operational flying (MOF) time towards meeting ACIP "gate" requirements.

(2) Code 1 - Operational Flying. This category billet (Navy designator codes 1301, 1311, 1321, 1511, 6321, 7321) is derived from the application of crew ratios multiplied against unit equipment aircraft. It is a billet in which an aeronautically designated officer is required to participate as a crewmember in the operation of an aircraft or its weapon systems in support of specific aviation operational missions. Such operational missions include but are not limited to tactical air, ASW, SAR, fleet support, training, test and evaluation, and logistic or staff support.

(3) Code 2 - Operational Flying. This category billet (Navy designator codes 1302, 1312, 1322, 1512, 1812, 2102, 2302, 6322, 7322) requires an aeronautically designated officer to fly frequently and regularly in the performance of his/her assigned duties, but the requirement is not derived from the application of crew ratios against unit equipment aircraft. Designated bil-

lets involve crewmember flight duties that vary from complete aircraft/weapon system utilization to those less demanding in airborne duties and frequency of flight. Such operational duties include but are not limited to pertinent flight functions involving the exercise of command and control of aircraft, mission support, flight safety, aircrew evaluation, operational readiness, maintenance programs, and weapon test evaluation.

(4) Preceding codes 1 and 2 are not applicable to the Marine Corps.

### 11.2.1 Aeromedical Officer Flying Policy

a. This policy applies equally to student or designated flight surgeons, aerospace experimental psychologists, aerospace physiologists, and aerospace optometrists.

b. An aeromedical officer who possesses an additional pilot designation and is assigned to an operational flying billet (2102/2302) will fly only as an aeromedical officer, and not as an aeromedical dual designator (AMDD), unless specifically designated and assigned as such. OPNAVINST 1542.4 governs selection, training and assignment of aeromedical dual designators. Exceptions will require individual authorization by CNO (N789) with complete justification forwarded through and endorsed by BUMED.

c. An aeromedical officer is only authorized to fly operationally when ordered DIFOPS, and assigned to a 2102/2302 billet, including when enrolled in aerospace medicine residency or advanced training programs in aerospace/preventive medicine, or a service school. Since the purpose of aeromedical officers flying includes the maintenance of intimate familiarity with the stressors of flight, exposure to all types of flying is essential, including but not limited to shipboard, overwater, operational, night, BAM, and ACM flying commensurate with the officer's aeromedical and security clearances. Commanding officers play a vital role in ensuring the proper and ongoing training of these officers by approving and encouraging such flying.

d. An aeromedical officer who satisfies the requirements of preceding paragraph c may fly in actual control of any dual-controlled naval aircraft,



and log pilot and co-pilot time, subject to the same limitations as a pilot not qualified in model, including instructional syllabus dual or solo flights taken from a duly approved master curriculum guide. Additionally, an aeromedical officer who is also a rated pilot and satisfies the requirements of preceding paragraph c, though not serving as an AMDD, may fly in control of any dual-controlled naval aircraft in all phases of flight, if a NATOPS-qualified pilot in command is occupying the other cockpit seat. An aeromedical officer who is also a rated naval flight officer may fly as a naval flight officer in any naval aircraft, in all phases of flight, commensurate with his/her qualifications. These privileges may be authorized by local commanders on the basis of the individual aeromedical officer's demonstrated interest and ability.

e. An AMDD who is a rated pilot, and is serving as such under the provisions of OPNAVINST 1542.4, is authorized to pilot any naval aircraft in all phases of flight, commensurate with his/her qualifications.

f. The following definitions apply:

(1) Officer Billet Designator Code 2102 — This is an operational flying billet for a designated flight surgeon (NOBC 0110 or 0163) and requires the incumbent to fly frequently and regularly in the performance of assigned duties.

(2) Officer Billet Designator Code 2302 — This is an operational flying billet for a designated naval aerospace experimental psychologist (NOBC 0852), aerospace physiologist (NOBC 0849), or aerospace optometrist (NOBC 0880, AQD 6AN) and requires incumbents to fly frequently and regularly in the performance of assigned duties.

**11.2.2 Aviation Operations Officer (AVOPS).**

Aviation Operations (632X) Limited Duty Officers and Aviation Operations Technicians (732X) Chief Warrant Officers who are aeronautically designated per NAVPERS 158391 and wear Naval Aviation Observer wings are classified as Aviation Operation Officers (AVOPS). AVOPS shall meet the flight time requirements for NFOs and Flight Surgeons.

**11.2.3 Additional Ratings**

- a. Officers possessing additional aeronautical ratings (astronauts, naval flight officers) will comply with the flight time requirements for pilots (excluding flight surgeon).
- b. Aeromedical dual designators who are pilots, and are serving as such under the provisions of OPNAVINST 1542.4, shall meet the flight time minimums for pilots as set forth in this instruction.

**11.2.4 Minimum Flying Hours.** To assure an acceptable minimum level of readiness and to enhance aviation safety, the following annual and semiannual minimum flying hours shall be accomplished.

a. NAVAL AVIATOR

	Fiscal Year Minimum Flying Hours (Less than 20 Years Aviation Service)	
	Semiannual	Annual
Pilot Time	40	100
Night Time	6	12
Instrument Time	6	12

**Note**

- Pilot time includes time credited as first pilot and copilot. At least 50 percent of all the annual minimum pilot requirements must be gained through flying. Of that, 50 percent must be first pilot time. Copilot time may be credited toward the accomplishment of the remaining flying hour requirements. Special crew time does not count towards satisfaction of the annual pilot time requirements set forth in this instruction. Paragraph 11.6 discusses logging of simulator time.
- Half the night time logged for the fulfillment of minimum pilot requirements must be unaided night vision time.
- Instrument time requirements are applicable to both fiscal year and an individual's instrument rating requalification.



Type Qualification	Initial Qualification Required	Renewal Interval	Requirements By Flight Status				Waiver Authority
			DIFOPS			DIFDEN	
			1301/1311/ 1511	1302/1312/ 1512/1812	USMC	1300/1310/ 1510/USMC	
NATOPS Qualification	Yes	Annually	Yes	No (1)	Yes	No	None
Instrument Rating	Yes	Annually	Yes	No (1)	Yes	No	CNO/CMC
Annual Pilot Hour Minimums	No	Annually	100 Hrs. (6)	100 Hrs. (6)	100 Hrs. (6)	None	CNO/CMC/ COMNAVRESFOR/ CG FOURTH MAW TYCOMS
Annual Instrument Hours	No	Annually	12 Hrs. (6)	12 Hrs. (6)	12 Hrs. (6)	None	CNO/CMC/ COMNAVRESFOR/ CG FOURTH MAW
Annual Night Hours (8)	No	Annually	12 Hrs. (6)	12 Hrs. (6)	12 Hrs. (6)	None	CNO/CMC/ COMNAVRESFOR/ CG FOURTH MAW TYCOMS
Physical Examination	Yes	Annually	Yes	Yes	Yes	Yes	BUMED/BUPERS/ CMC
Physiology NAPTP	Yes	4 Years (2, 3)	Yes	Yes	Yes	No (7)	TYCOMS (9)
Emergency Egress Training	Yes (4)	Annually (5)	Yes	Yes	Yes	No (7)	TYCOMS
Water Survival NAWSTP	Yes	4 Years (3)	Yes	Yes	Yes	No (7)	TYCOMS (9)

**NOTES:**

1. Required only if functioning as pilot in command.
2. Low-pressure refresher training not required in rotary-wing aircraft unless required by special mission.
3. Refer to paragraph 8.4.2.
4. Dynamic ejection seat training required prior to flight in aircraft equipped with ejection seat.
5. Static training required prior to flight in different type ejection seat. (Refer to paragraph 8.4.1.)
6. Annual minimums for naval aviators who have completed 20 years of aviation service are 50 pilot hours, 6 instrument hours, and 6 night hours.
7. Required if in flying status with waiver.
8. Half the night time logged for the fulfillment of minimum pilot requirements must be unaided night vision time.
9. Initial training requirements may be waived by CNO/CMC only.

Figure 11-1. Aviation Qualification/Currency Requirements Summary (Naval Aviator)

- For example, an individual must meet instrument flight minimums for both the fiscal year (i.e., October through September) and, during the year, between the date of last instrument checkflight and subsequent instrument checkflight.

- Night time requirements for VFC, TPS, FRS instructors and NSAWC instructors may be waived by the Type Wing/ Marine Aircraft group Commander due to the restrictive nature of the course syllabi or operational constraints.

- Marine aviators undergoing phase I training as outlined by MCO 3500.14 (T&R Manual, Vol. I) shall not be accountable for meeting semiannual/ annual minimums as outlined in this instruction until they have received their primary aircraft military occupational specialist (MOS) designations, which are assigned upon completion of phase I training.

b. NAVAL AVIATOR

Fiscal Year Minimum Flying Hours  
(More than 20 Years Aviation Service)

	Semiannual	Annual
Pilot Time	25	50
Night Time	3	6
Instrument Time	3	6

**Note**

- Fiscal year minimum flying hours for designated naval aviators who have completed 20 years of aviation service and are assigned to operational flying billets designated as 1302, 1312, or 1512 and USMC DIFOPS commands.

- Hours do not reduce prerequisite pilot or instrument hours required for NATOPS qualification and instrument ratings (refer to paragraph 13.2).

- Individual aviation service entry dates (ASED) should be utilized to determine years of aviation service completed.

**c. NFO, AEROMEDICAL OFFICER, AVOPS, ENLISTED AND NONDESIGNATED OFFICERS**

Fiscal Year Minimum Flying Hours

	Annual	Semiannual
Special Crew Time	48	24

**11.2.5 Prorating Minimums**

a. Minimum annual/semiannual flying hour requirements shall be prorated based on each full month an individual is attached to a DIFOPS/DIFCREW billet/command beginning when initially cleared to fly (i.e., an aviator in DIFOPS/DIFCREW status who is assigned to DIFDEN status and departs during July is required to obtain annual/semiannual flight minimums for the months of October through June. An aviator who detaches from DIFDEN status and joins a DIFOPS/DIFCREW command during April is required to obtain annual/semiannual flight minimums from May through September).

b. Minimum annual flight time requirements apply only when assigned to permanent duty stations on DIFOPS/DIFCREW orders. They do not apply while en route on permanent change of station (PCS) orders or on TAD assignments in excess of 3 weeks away from the parent command area where flight time activity is not available as determined by the individual's commanding officer.

c. Naval pilots/Naval flight officers undergoing replacement aircrew (RAC/FRS)/ refresher training, as outlined by the respective service training manuals, shall not be accountable for meeting semiannual/annual pilot/special crew minimums as outlined in this instruction until they have completed aviation/ refresher training as defined in the applicable training manuals or are transferred from their training squadron/element. **The provisions of this paragraph do not preclude the requirement to meet the instrument rating requirements as outlined in figures 11-1,11-2 and section 13.2.**

**11.2.6 Aviation Qualification/ Currency Requirements Summary.**

A summary of aviation qualification/currency requirements is shown in Figure 11-1 for naval aviators, Figure 11-2 for NFOs/AVOPS flight surgeons, and Figure 11-3 for naval aircrewmembers.

Type Qualification	Initial Qualification Required	Renewal Interval	Requirements By Flight Status				Waiver Authority
			DIFOPS			DIFDEN	
			1301/1321/ 1511/6321/ 7321	1302/1322/ 1512/2102/ 2302/6322/ 7322	USMC	1300/1320/ 1510/USMC/ 6320/7320	
NATOPS Qualification	Yes (1)	Annually	Yes	No	Yes	No	None
Instrument Qualification	Yes (7)	Annually	Yes (7)	No (1)	Yes	No	CNO/CMC
Annual Flight Hour Minimums	No	Annually	48 Hrs.	48 Hrs.	48 Hrs.	No	CNO/CMC/ COMNAVRESFOR/ CG FOURTH MAW TYCOMS
Physical Examination	Yes	Annually	Yes	Yes	Yes	Yes	BUMED/BUPERS/ CMC
Physiology NAPTP	Yes	4 Years (2, 3)	Yes	Yes	Yes	No (6)	TYCOMS (8)
Emergency Egress Training	Yes (4)	Annually (5)	Yes	Yes	Yes	No (6)	TYCOMS
Water Survival NAWSTP	Yes	4 Years (3)	Yes	Yes	Yes	No (6)	TYCOMS (8)

**NOTES:**

1. Required only for those Flight Surgeons holding dual qualification as Naval Aviator/Flight Surgeon and for NFOs.
2. Low-pressure refresher training not required in rotary-wing aircraft unless required by special mission.
3. Refer to paragraph 8.4.2.
4. Dynamic ejection seat training required prior to flight in aircraft equipped with ejection seat.
5. Static training required prior to flight in different type ejection seat. (Refer to paragraph 8.4.1.)
6. Required if in flying status with waiver.
7. Required for 6321/7321, holding qualification as a naval officer.
8. Initial training requirement may be waived by CNO/CMC only.

Figure 11-2. Aviation Qualification/Currency Requirements Summary (NFO/AVOPS/Flight Surgeon)

Type Qualification	Initial Qualification Required	Renewal Interval	Requirements By Flight Status			Waiver Authority
			DIFCREW (Crewmember) 78XX 82XX	DIFTEM (Non Crew)	Prior to Designation	
NATOPS Qualification	N/A	Annually	Yes	No	Yes	TYCOM (9)
Flight Hour Requirement	No	N/A	48/Yr	4/Month	As Appropriate	CNO/CMC/ COMNAVRESFOR/ CG FOURTH MAW TYCOMS
Physical Exam	Yes	(7)	Yes	Yes	Yes	BUMED/BUPERS/ CMC
Physiology NAPTP	Yes (8)	4 Years (1, 4)	Yes	Yes	Yes	TYCOMS (8)
Emergency Egress Training	Yes (2)	Annually (1, 3)	Yes	Yes	Yes	TYCOMS
Water Survival NAWSTP	Yes (8)	4 Years (1)	Yes	Yes	Yes	TYCOMS (8)
NEC Requirements	7801/ 8201	N/A	(5)	(6)	(5)	COMNAVMI- PERSCOM
MOS Requirements						

**NOTES:**

1. Refer to paragraph 8.4.2.
2. Dynamic ejection seat training required prior to flight in aircraft equipped with ejection seat.
3. Static training required prior to flight in different type ejection seat. (Refer to paragraph 8.4.1.)
4. Low-pressure refresher training not required in rotary-wing aircraft.
5. Must qualify for assigned Distribution NEC within 18 months. While undergoing training member must hold a 78XX or 82XX NEC. NEC qualification required prior to designation.
6. If a member is in training for a crewmember position, he/she must hold a 7801 or 8201 NEC. Members assigned under special mission categories do not require NEC identification. (BUPERSINST 1326.4 refers.)
7. Renewal requirements as stated in the Manual of the Medical Department, U.S. Navy, paragraph 15-60.
8. Initial training requirement may be waived by CNO/CMC only.
9. Annual NATOPS evaluation (flight and/or ground) may be waived by type commander (TYCOM) for DIFCREW whose command is not assigned the type aircraft in which individual is qualified. DIFCREW members not within TYCOM chain of command submit to CNO (N889) via chain of command.

Figure 11-3. Aviation Qualification/Currency Requirements Summary (NAC)



### 11.2.7 Flying Activity Denied

a. Flying activity is denied when ordered under DIFDEN status.

b. DIFDEN is duty in a flying status not involving flying. Officers and enlisted personnel so designated are prohibited from performing operational crewmember duties except as modified in the following paragraphs. DIFDEN officer personnel will continue to receive continuous ACIP if entitled by the Aviation Career Incentive Act of 1974. Enlisted personnel will continue to receive CEFIP if so entitled.

**11.2.7.1 Flying by Individuals in DIFDEN Status.** Aeronautically designated officers in DIFDEN status may, on occasion, be required to perform operational flying on a temporary basis to accomplish specific tasks (for example, participation in flying exercises or test programs or to gain familiarity with selected operational weapon systems and procedures). Under such circumstances, the following will apply:

a. Approval is required for individuals to perform aircrew duties in a DIFDEN status. Waiver requests must be forwarded via chain of command to CNO (N789) or CMC (Code ASM), as appropriate. DIFDEN waiver request packages shall include endorsements by the applicants type commander and the aircrafts type commander. Flight waivers may be granted for a single flight, a series of flights involving an exercise or test program, or for gaining familiarity with selected operational weapons systems and procedures. Marine Corps personnel shall refer to MCO 3710.4 for guidance on the issuance of waivers. Flight waivers may also be granted on a tour basis where an aviators flight experience may be utilized periodically during the duty assignment. For personnel receiving flight waivers, minimum annual flight time requirements are not prescribed; however, appropriate NATOPS and other training qualifications apply for:

(1) Officers in pay grade 0-6 and above; a DIFDEN waiver is not required to perform temporary aircrew duties on flights involving exercises, test programs, or weapon system familiarity provided the individuals participation in such

flights is required in the performance of assigned duties and responsibilities.

(2) Personnel whose DIFDEN flight activity exceeds approximately five flights per month on a regular basis should consider requesting a DIFDEN waiver or conversion of the billet to DIFOPS status, as appropriate.

b. Commanders must approve the use of command aircraft resources for personnel outside their command. Such approval must be included in the appropriate endorsement on initial submission of the waiver request.

c. Flights in DIFDEN status do not constitute operational flying duty for entitlement purposes or accumulation of operational flying months.

**11.2.7.2 Policy Governing Management of DIFDEN Personnel.** Competent authority will not be denied the services of aviation personnel assigned combat missions. All aeronautically designated personnel on DIFDEN orders serving under circumstances that qualify them for hostile fire pay, regardless of assigned billet, are permitted to perform mission or mission support flight duties if otherwise qualified to fly.

**11.2.7.3 DIFOPS/DIFDEN Billet Review/ Assignment (USN Only).** To ensure that manpower authorizations reflect current DIFOPS billet requirements, commanders shall annually review operational flight taskings and aircraft assignments to determine that individual command DIFOPS/DIFDEN billet requirements are accurately stated. Billet designator change requests are to be submitted in accordance with OPNAVINST 1000.16. Commanding officers will ensure (via ODCR validation) that only officers under DIFOPS orders are assigned to DIFOPS (13X1, 13X2) billets. Particular attention must be given to the assignment of the proper aviation billet indicator (ABI) code (DIFOPS = A, DIFDEN = 0). Commands desiring to assign individuals in a DIFOPS status to DIFDEN billets or vice versa must submit a request to BUPERS in accordance with BUPERSINST 7220.29. Failure to comply with these provisions will cause improper crediting of MOFs and could result in possible ACIP recoupment to affected aviators.

**11.2.7.4 Joint Service Battlestaff Personnel Embarked on Naval Aircraft.** Personnel of all services serving as Battlestaff crewmembers on board Navy E-6 aircraft conducting airborne strategic communications must meet, at a minimum, Life Support Training, Emergency Egress Training, Buddy Care Training and all standards set forth in the Air Force Instruction 11-301 taught at Offutt AFB.

**11.2.8 Policy Governing Assignment of Inactive Reserve Personnel.** Inactive duty Reserve personnel will be assigned DIFOPS when ordered to an active duty flying drill pay billet. Reservists will be assigned in a DIFDEN status when ordered to specifically identified, nonactive duty flying drill pay billets that require aeronautical experience but not the maintenance of basic flying skills. Determination of billet types will be made by the Commander, Naval Reserve Force or CMC, as appropriate.

### 11.3 AVIATION CAREER INCENTIVE PAY

#### 11.3.1 Definitions

**11.3.1.1 Aviation Service.** Aviation service is the active or inactive service performed by an officer who holds or is in training leading to an aeronautical rating or designation.

**11.3.1.2 Officer Service.** Officer service includes all service creditable under Title 37 U.S.C. 205 as a commissioned, warrant, and flight officer.

**11.3.1.3 Aviation Service Career.** An officer on extended active duty who holds an aeronautical designation shall be considered to be performing aviation service on a career basis, as prescribed in Title 37 U.S.C. 301a, so long as a member of the authorized rated inventory (i.e., commander and below, aeronautically designated) or is serving in pay grade 0-6 or above and is qualified for aviation service.

#### 11.3.2 Policy and Procedures

a. It is DOD policy that officers who are qualified to perform aviation service on a career basis shall receive credit for operational flying duty only dur-

ing those periods when assigned to designated operational flying assignments. Credit shall not be granted for any period during which a member is under DIFDEN orders. Officers who were past the 12 or 18 years of aviation service points on 1 June 1974 will be presumed to have had sufficient credit to meet the requirements for those points.

b. Operational flying duty time shall be credited in months. So far as fractions of months are concerned, the 15th day of the month is the break-even point for crediting or not crediting a month. Detachment from operational flying duty after the 15th day of any month or assignment to operational flying duty on or before the 15th day of any month entitles a member to credit for the entire month. The date a member signs out or otherwise vacates an assignment will be used as the date of detachment. The next day will be used as the date of assignment.

c. The number of years of aviation service for computing the appropriate rate of pay is computed beginning with the effective date of the initial order to perform aviation service as an officer. Within the Department of the Navy, the effective date of the initial order to perform aviation service, hereafter referred to as the ASER, is the day, month, and year an individual first reports, on competent orders, to the aviation facility having aircraft in which members will receive their flight training leading directly to the award of an aeronautical designation and continues to accumulate from that date without exception as long as their flight designation remains in effect.

d. Officers medically incapacitated will be considered qualified for aviation service unless such incapacitation continues for more than 1 year. Disqualification for medical incapacity will be effected on the first day following a period of 365 days that commences on the date of incapacitation. Officers disqualified for medical reasons will not be requalified for aviation service until the condition resulting in incapacitation is reevaluated and the officer is certified as medically qualified for operational flying duty by appropriate medical authority. Aviation career incentive pay and operational flying duty credit may not be authorized for any period during which an officer is medically disqualified for aviation service.

CODE	DEFINITION
A	Continuous ACIP (0 to 12 years) - An aeronautically designated officer or aviation student with ASED prior to 3 Oct 79 or an aeronautically designated officer whose ASED is 2 Oct 79 through 2 Oct 85 who had completed at least 72 MOF as of 2 Oct 91.
B	Continuous ACIP (12 to 18 years) - An aeronautically designated officer with 12 to 18 years of aviation service who has met all criteria for code A and has completed at least 72 MOF prior to 12 years aviation service.
C	Conditional ACIP (12 to 18 years) - An aeronautically designated officer with 12 to 18 years of aviation service who has not performed the required MOF outlined for codes B and T.  NOTE: To be entitled to receive ACIP this officer must: (1) meet DOD Pay Manual flying requirements of 4 hours per month and (2) be under DIFOPS orders and (3) be in an operational flying billet (billet designator ending in 1 or 2).
D	Continuous ACIP (18 to 25 years) - An aeronautically designated officer with from 18 to 25 years aviation service who has met all criteria for code B and subsequently completed 132 MOF prior to 18 years aviation service.
E	Continuous ACIP (18 to 22 years) - An aeronautically designated officer with from 18 to 22 years of aviation service who has met all criteria for code B and subsequently completed at least 108 but less than 132 MOF prior to 18 years aviation service.
F	Conditional ACIP (over 18 years) - An aeronautically designated officer with from 18 to 22 years of aviation service who has met all criteria of code B but did not complete at least 108 MOF prior to 18 years aviation service. (NOTE: Under code C applies).
G	Conditional ACIP (over 22 years) - An aeronautically designated officer who has met all criteria of code E and has reached 22 years of commissioned service. (NOTE: Under code C applies).
H	ACIP Terminated - An aeronautically designated officer who has been promoted to the paygrade of 0-7 or above and has reached 25 years of commissioned service.
I	Conditional ACIP (over 25 years) - An aeronautically designated officer who has met all criteria for code D and has reached 25 years of commissioned service. (NOTE: Under code C applies).
J	Conditional ACIP - Designated flight surgeons aerospace medical physiologists and aerospace physiologists. These officers have completed a course of study in aerospace medicine and are entitled to conditional ACIP only. (NOTE: Under code C applies).
K	ACIP Termination - An aeronautically designated officer who has had flight status temporarily terminated because of medical incapacitation.
L	ACIP Termination - An aeronautically designated officer who has had flight status permanently terminated through attrition voluntary termination or naval aviator evaluation board.
M	ACIP Termination - An aeronautically designated officer who has had flight status permanently terminated because of medical incapacitation.
N	Continuous ACIP (0 to 12 years) - An aeronautically designated officer or aviation student with ASED on or after 1 Oct 85 with less than 12 years aviation service.

Figure 11-4. Aviation Status Indicator Codes (Sheet 1 of 2)



CODE	DEFINITION
O	Continuous ACIP (12 to 18 years) - An aeronautically designated officer with from 12 to 18 years of aviation service who has met all criteria for code N and has completed at least 96 MOF prior to 12 years of aviation service.
P	Continuous ACIP (18 to 25 years) - An aeronautically designated officer with from 18 to 25 years aviation service who has met all criteria for code O or T and completed 144 MOF prior to 18 years aviation service.
Q	Continuous ACIP (18 to 22 years) - An aeronautically designated officer with from 18 to 22 years of aviation service who has met all criteria for code O or T and completed at least 120 but less than 144 MOF prior to 18 years aviation service.
R	Continuous ACIP (0 to 12 years) - An aeronautically designated-officer with ASED prior to 1 Oct 85 who had less than 72 MOF as of 1 Oct 91.
S	Continuous ACIP (12 to 18 years)-An aeronautically designated officer with from 12 to 15 years Aviation service who has met all criteria for code R and completed 72 MOF prior to 12 years aviation service.
T	Continuous ACIP (12 to 18 years) - An aeronautically designated officer with from 15 to 18 years aviation service who has met all criteria for code S and completed 108 MOF prior to 15 years aviation service.

Figure 11-4. Aviation Status Indicator Codes (Sheet 2 of 2)

**11.3.3 Aviation Career Incentive Pay for Rated Members (Rated Members Include Aeronautically Designated Naval Aviators and Naval Flight Officers)**

**11.3.3.1 Entitlement Status.** Aviation status indicators (ASIs) are one-character codes that are used in various documents such as JUMPS and ODCRs to indicate an aviation officer's ACIP entitlement status. Figure 11-4 lists the ASI codes and their definitions.

**11.4 ENLISTED CREWMEMBERS**

**11.4.1 Navy Crewmembers**

a. Enlisted crewmembers are divided into three general categories: Career Crewmembers, Non-career Crewmembers, and Non-crewmembers.

(1) Career Crewmember (also known as Career enlisted flyers). An enlisted crewmember who holds a 78XX, 82XX or 94XX NEC or is in a N789-approved training pipeline leading to the award of one of those NECs. They are design-

ated as Naval Aircrewmembers and are primarily detailed by BUPERS-404E or COMNAVRES-FOR-417 throughout their career into flying billets (DIFCREW orders) and non-flying billets (DIFDEN orders). They are eligible for Career Enlisted Flyer Incentive Pay (CEFIP).

(2) Non-career Crewmembers. Those individuals, not necessarily designated as Naval Aircrewmembers, physically qualified to fly, who participate regularly in aerial operations and are assigned duty involving flying under DIFCREW orders. They are not designated as career enlisted flyers and are not eligible for CEFIP. Non-career Crewmembers receive crew Hazardous Duty Incentive Pay (HDIP) for flying when assigned DIFCREW orders.

(3) Non-crewmember. Those personnel whose duties require frequent and regular participation in aerial flights to perform in-flight functions that cannot be performed by other members already under flight orders. These personnel receive special mission flight orders for duty involving flying (temporary) (DIFTEM) as authorized by the appropriate allocation manager.

b. Minimum flight requirements for enlisted DIFCREW, DIFDEN, and DIFTEM flyers are set forth in Figure 11-3 and reflect the requirements contained in the DOD Pay Manual. Career crew members participating in the Career Enlisted Flyer Incentive Pay program (CEFIP) must meet annual flight hour requirements in order to accumulate months of operational flying (MOF) time towards meeting CEFIP “gate” requirements. CEFIP crewmembers are not required to meet Hazardous Duty Incentive Pay (HDIP) flight hour minimums. Minimum requirements to obtain and maintain aircrew qualifications are covered in Chapter 12 of this instruction and type/model/series aircraft NATOPS manuals.

c. Warfare Systems Operators and those personnel assigned by BUPERS under a distribution NEC of 82XX or 94XX are considered aeronautically designated enlisted crewmembers. Non-career crewmembers and non-crew crewmembers are not aeronautically designated.

#### 11.4.2 Marine Corps Crewmembers

a. Enlisted crewmembers are assigned to temporary indefinite flight status for periods of not less than 120 days. Crewmember flight orders are issued to the following personnel:

- (1) Personnel who are specifically assigned as regular full-time members of flightcrews, such as aircraft flight engineers, airborne radio operators, and enlisted navigators.
- (2) Crewchiefs and assistant crewchiefs.
- (3) Instructors whose duties require that they give in-flight instruction as part of a formal school curriculum.
- (4) Personnel assigned to airborne command posts.
- (5) Communication system operator.
- (6) NATOPS evaluators/instructors.

b. Enlisted noncrewmembers are assigned to temporary indefinite or definite flight orders. Non-crewmember flight orders are issued to the following personnel:

- (1) Personnel in an approved course that includes instruction in the curriculum.
- (2) Personnel assigned duties requiring participation in aerial flight for special purposes that cannot be performed by a person already in receipt of flight orders.
- (3) Personnel in an approved course of instruction to qualify as a helicopter aerial gunner/observer.
- (4) Personnel assigned as qualified aerial gunners/observers.
- (5) Personnel whose duties require participation in aerial flight to perform test, research, or evaluation of airborne technical equipment that cannot be performed by crewmembers.

c. Minimum flight requirements for all Marine enlisted crewmembers are set forth in the DOD Pay Manual. Minimum requirements to be met in order to obtain/maintain aircrew qualifications/designations are covered in Chapter 12 of this instruction and the aircraft NATOPS manuals.

**11.4.3 Hazardous Duty Incentive Pay for Enlisted Member/Aeronautically Designated Enlisted and Nondesigned Officers.** An enlisted member or nondesignated officer who is required by orders to participate in frequent and regular aerial flights must meet DOD Pay Manual flying requirements to be entitled to receive HDIP.

#### Note

Refer to MILPERSMAN and Chapter 12 of this instruction for policies concerning failure to meet flying hour minimums.

#### 11.5 WAIVERS OF MINIMUM FLYING REQUIREMENTS

**11.5.1 Authority to Waive.** The CNO, CMC, COMNAVAIRRESFOR, CG FOURTH MAW, CNET and all type commanders may waive any or all of the minimum annual requirements specified in this chapter, except flight pay requirements, when it is determined that the assignment of aeronautically

designated personnel to a particular billet makes it impractical to fulfill the annual requirements. CHNAVPERS is authorized to waive CEFIP. Waivers are not authorized for personnel on conditional ACIP/CEFIP.

### 11.5.2 Action Required

a. Commanding officers and administrative seniors shall review flight records of assigned aeronautically designated officers at the end of each fiscal year. Personnel who are deficient in the minimum flight time requirements stated in this chapter shall submit individual waiver requests containing the following information (Report Symbol OPNAV 3710-19):

- (1) Rank, name, social security number, designator/MOS
- (2) Aviation service entry date
- (3) Instrument, night, and total flight time for the fiscal year by quarter
- (4) A signed copy of the Standard Form 88 and medical endorsement if pertinent
- (5) Type of orders issued (DIFOPS or DIFDEN) and dates to determine months DIFOPS/DIFDEN during the fiscal year
- (6) Significant temporary additional duties that prevented the achieving of required flight time, if applicable
- (7) PCS en route delays and date of arrival at final DIFOPS duty station, if applicable
- (8) Name(s) of command(s) and associated unit identification code(s)/reporting unit code (UIC/RUC) and dates assigned during the fiscal year.
- (9) Billet title(s) assigned and associated billet sequence code(s) and designator code(s) as listed on the activities allowance or appropriate Marine Corps TO during the fiscal year
- (10) Cause for the flight time delinquency.

b. Waiver Requests shall be marked "For Official Use Only" and forwarded to the type commander; CNO (N789); CMC (AAB); or Commander, Naval

Air Reserve Force (Code N3), as appropriate. Commanding officers and administrative seniors may forward a consolidated list of those individuals (name/rank/ssn) that are recommended/endorsed for flight time waivers. Waivers endorsed as "not approved" by type commanders shall be forwarded to CNO or CMC for final disposition. If aircraft availability or scheduling problems prevented accomplishment of flight minimums, the reporting custodian shall provide an appropriate endorsement for the waiver request fully outlining those circumstances that were beyond the control of the individual.

c. Waiver requests shall be submitted within 30 days following the end of the reporting period or when it becomes apparent that the minimums will not be met. Any delay in submission must be satisfactorily explained by the individual and addressed in the forwarding endorsement.

#### Note

Administration of the semiannual minimum flying hour program for naval personnel is the responsibility of the individual concerned and command assigned. A waiver of semiannual minimums is not required.

d. Flight status selection board actions that may be taken in response to waiver request from Navy personnel include:

- (1) Granting waiver
- (2) Conversion of billet to DIFDEN status
- (3) Issuing letter of caution
- (4) Direct convening of a locally constituted Field Naval Aviation Evaluation Board to consider the flight time deficiency
- (5) Direct in the case of captains and above, via BUPERS, a specified case may be referred to the Navy Department Naval Aviation Evaluation Board.

e. Marine Corps Personnel Commanding officers will review the flight performance of all personnel assigned to their commands on a quarterly basis.

Any personnel whose performance becomes suspect for any reason shall be processed in accordance with paragraph 1162 of MCO P1000.6 (ACTS Manual).

f.. Navy Enlisted Crewmembers – For information on waivers of the minimum annual CEFIP MOF requirements, contact BUPERS (Pers-404E) or Aircrew Enlisted Community Manager CNO (N132).

### 11.5.3 Assignment of Other Than Permanently Designated Aeronautical Personnel.

Flight status for technical observers and enlisted personnel assigned as crew or noncrewmembers will be terminated when their assigned duties do not require regular and frequent flights. Commanding officers and administrative seniors shall continually review the requirements for temporary flight orders for enlisted or duty involved flying as a technical observer (DIFTECH) for officer personnel. Personnel shall be ordered to flight duties or recommendations made to competent authority for issuance of flight orders to meet only the essential flight requirements of the command. Whenever the duties assigned to an individual no longer require regular and frequent participation in aerial flights, the commanding officer shall terminate temporary flight orders immediately; and, in the case of officer personnel, recommend to BUPERS or CMC, or other competent authority, cancellation of orders to DIFTECH. A requirement that formerly resulted in assignment to flight duties and that is no longer current shall not be a basis for continuing a member on temporary flight order or DIFTECH. The assignment to flight duties shall not constitute a reward for accomplishment in a nonflying billet.

## 11.6 POLICY GOVERNING LOGGING, REPORTING, AND USE OF SIMULATOR TIME

Procedures have been established to inaugurate the formal logging and reporting of aircraft simulator time. Time acquired in approved devices shall be logged on the naval aircraft flight record in the same manner as aircraft flight time. Detailed instructions for logging and reporting simulator time are contained in Chapter 10. Substitution of simulator time to satisfy the minimum proficiency requirements of

this instruction is allowable for pilots, NFOs, and aircrew members. Additionally, an individual record of simulator time shall be maintained in the Aviators Flight Log Book.

**11.6.1 Policy Governing Flying Time Substitution.** The Navy has examined appropriately configured and instrumented flight simulators to determine the suitability of substituting time accumulated in such simulators for a portion of the total annual minimum flying time requirements. The concept is cost effective and enhances maintenance of procedural competency.

- a. Pilots, NFOs, and aircrewmen who have access to any of the authorized flight simulators as approved by CNO (N789F) shall utilize them, as practicable, in maintaining basic aeronautical skills.
- b. Aircrew utilizing simulators to facilitate the maintenance of basic aeronautical skills may log simulator time (first pilot/copilot/special crew) to satisfy up to 50 percent of any annual or semiannual flying hour minimums as delineated in paragraph 11.2.4 (except night time requirements).

### Note

Simulator time is intended to assist in satisfying annual or semiannual flight time requirements. It should not be used towards the attainment of specific currency requirements as it is not a substitute for proficiency gained through actual flight in aircraft.

The substitution of simulator time for aircrewmen applies to proficiency requirements only. It does not apply to attainment of minimum flight time for pay purposes as discussed in paragraph 11.4.3.

**11.6.2 Policy Governing NATOPS Evaluation Flight Substitution.** At the discretion of the squadron or unit commander, the NATOPS evaluation or any portion thereof may be conducted in a simulator that will satisfy the requirements imposed in specific evaluation areas.

## 11.7 INDIVIDUAL AND COMMAND RESPONSIBILITIES

**11.7.1 Supervision.** Commanding officers and administrative seniors shall supervise and administer flights under their command to ensure maximum training effectiveness per flight hour. Commands shall verify that BUPERS/CMC orders indicate DIFOPS, DIFCREW, DIFTEM, or DIFDEN status and Medical Service Group of aeronautically designated personnel reporting for duty in a flying status.

**11.7.2 Responsibilities.** Each individual and respective responsible senior (i.e., commanding officer or administrative senior) is accountable for compliance with these instructions. Responsible seniors shall ensure that sufficient opportunities are afforded all aeronautically designated personnel under their command to comply with the annual minimum individual flying time requirements set forth herein.

## 11.8 REVOCATION OF ORDERS TO DUTY INVOLVING FLYING

In addition to the procedures outlined in paragraph 11.7, orders to duty in a flying status will be revoked by competent authority in the case of those aeronautically designated personnel who:

- a. Voluntarily request duty not involving flying
- b. Fail to meet aviation physical or psychological qualifications
- c. Fail to meet aeronautical standards or for other valid reasons are recommended for nonflying duties by a Field Naval Aviator Evaluation Board (FNAEB), or in the case of the Marine Corps, a Flight Status Selection Board (FSSB).
- d. Have passed statutory retirement.

## CHAPTER 12

# Classification and Qualification of Flight Personnel

### 12.1 SCOPE

This chapter prescribes flight personnel classifications and establishes minimum requirements for various qualifications. Requirements prescribed here shall be used as the minimum when preparing aircraft NATOPS manuals or other amplifying directives.

### 12.2 MULTIPILOTED FIXED-WING AIRCRAFT (PILOT)

#### 12.2.1 Pilot Classification

**12.2.1.1 Classification.** The following classifications are established for pilots of multipiloted fixed-wing aircraft requiring a qualified copilot to ensure accomplishment of the mission. The requirement for qualification as third pilot is optional. All requirements set forth herein for qualification as third and second pilot shall be met prior to designation as second pilot.

- a. Aircraft commander
- b. Second pilot
- c. Third pilot

**12.2.1.2 Descriptive Titles.** The foregoing classifications do not prohibit the use of descriptive titles that are indicative of a distinct aircraft class or employment (i.e., patrol plane commander, transport plane commander, COD transport plane commander, patrol plane second pilot, etc.). A descriptive title must be compatible with a significant feature of both the aircraft and its employment. For example, a pilot who qualifies for aircraft commander in a patrol class aircraft transporting passengers and cargo would qualify as a plane commander, not as a patrol plane commander or transport plane commander.

**12.2.2 Specific Requirements for Qualification.** The requirements listed below shall be met by pilots qualifying in multipiloted fixed-wing aircraft requiring a qualified copilot to ensure accomplishment of the mission. Commanding officers and qualifying authorities, or higher authority, shall prescribe proficiency standards, detailed factors, and specific minimums based on this chapter, the class and model aircraft, and unit mission. Within each classification, the weight and emphasis on the factors enumerated must be determined by the activity. The hours specified are the minimum required and they may be increased in individual manuals as aircraft increase in size and/or complexity. Waivers of minimums may be granted by the appropriate immediate superior in command commensurate with demonstrated ability and only when deemed necessary to accomplish events of the unit mission.

**12.2.2.1 Third Pilot.** To be qualified as a third pilot an individual shall:

- a. Have pilot time in class and model as required by the commanding officer or higher authority and demonstrate a satisfactory level of skill in the following:
  - (1) Ground handling.
  - (2) Flight technique in normal and emergency procedures.
- b. Demonstrate thorough knowledge through oral and/or written examination in the following:
  - (1) Model aircraft and all associated equipment (flight manual).
  - (2) Fuel weight, aircraft configuration, and store/cargo loading as they affect takeoff, mission, and landing performances.

(3) Appropriate NATOPS manual or certified/ approved civilian manuals for aircraft authorized to operate without a NATOPS manual.

(4) Survival and first-aid.

(5) Applicable technical orders and notes, COMNAVAIRSYSCOM instructions and technical directives, OPNAV instructions, Federal Aviation Regulations, ICAO procedures, and SCATANA plans.

(6) Search and rescue procedures.

(7) Communication

(8) Unit mission and tactics.

(9) Flight planning.

(10) Local and area flight rules.

(11) Flight safety.

c. Possess a current instrument rating.

**12.2.2.2 Second Pilot.** To be qualified as a second pilot an individual shall:

a. Complete the requirements for and possess to an advanced degree the knowledge, level of skill, and capabilities required of a third pilot.

b. Have pilot time in class and model as required by the commanding officer or higher authority and demonstrate a high level of skill in the following:

(1) Tactical employment of the aircraft and all associated equipment in all tasks of the unit mission.

(2) Operation instrument flying and night tactical operations in model.

c. Possess a current instrument rating.

d. Demonstrate ability to direct and train officers and enlisted personnel of the flight crew.

e. Demonstrate thorough knowledge through oral and/or written examination of the following:

(1) Unit mission and tactics.

(2) Fleet and type tactical instructions and doctrine.

(3) Applicable portions of NWP, fleet exercise publications (FXPs), JANAPs, Allied communication publications (ACPs), and ATPs.

(4) Recognition applicable to unit mission.

f. Satisfactorily complete a NATOPS evaluation or similar evaluation for aircraft authorized to operate without a NATOPS manual in model.

**12.2.2.3 Aircraft Commander.** To be qualified as an aircraft commander, the NATOPS manual (or applicable model manager directive for aircraft authorized to operate without a NATOPS manual) must establish the designation for the particular model and an individual shall:

a. Complete the requirements for and possess to an advanced degree the knowledge, skill, and capabilities of a second pilot.

b. Have a minimum of 700 hours total individual pilot time.

c. Have a minimum of 100 hours pilot time in class and be NATOPS-qualified (either via NATOPS or a model manager approved qualification process for aircraft authorized to operate without a NATOPS manual) in model.

d. Possess a current instrument rating.

e. Demonstrate positive ability to command and train the officers and enlisted of the flightcrew including enforcement of proper air discipline.

f. Demonstrate the qualities of leadership and mature judgment required to conduct advanced base or detached unit operations as officer in charge.

### 12.2.3 General Requirements for Qualification

**12.2.3.1 Initial Qualification.** On initial qualification for command, a pilot will normally be required to progress through third and second pilot



classifications before being allowed to qualify for aircraft commander.

### 12.2.3.2 Requalification

a. After having gained initial qualification, requalification in model or qualification in another model of the same class will not require progression through lower classifications. Such requalification or qualification shall consist of an appropriate checkout, including a minimum flight-familiarization phase as established by the commanding officer or higher authority, and demonstration of the knowledge, proficiency, and capabilities commensurate with desired classification.

b. After having gained initial qualification in a type and class of aircraft, on subsequent qualification in another type or class, progression through any of the lower classifications may be required by the qualifying authority if such a course is considered necessary to ensure proper qualification. The same procedure may be required of pilots who report to a command, unit, or activity whose mission includes tasks or employment that demand operational and tactical knowledge or proficiency differing appreciably from that gained on initial qualification.

**12.2.3.3 Time Limits.** Under normal conditions, a pilot serving in a billet that requires eventual qualification as aircraft commander will gain initial qualification within 24 months after being cleared to fly in the command. Requalification after lapse of qualification should be attained within 6 months. Type commanders, using these limits as a guide, shall establish specific maximum time limits for qualification and requalification based on the class aircraft and unit employment. Amplifying instructions shall prescribe procedures for the disposition of pilots who fail to qualify within the specified time limit.

## 12.3 MULTIPILOTED ROTARY-WING AIRCRAFT (PILOT)

**12.3.1 Pilot Classification.** The following classifications are established for pilots of multipiloted rotary-wing aircraft that may or may not require a qualified copilot to ensure accomplishment of the mission.

- a. Helicopter aircraft commander
- b. Helicopter second pilot

### 12.3.2 Specific Requirements for

**Qualification.** Requirements listed below are to be met by pilots qualifying in multipiloted rotary-wing aircraft. Commanding officers and qualifying authorities, or higher authority, shall prescribe proficiency standards, detailed factors, and specific minimums based on this chapter, class and model aircraft, and the unit mission. Within each classification, the weight and emphasis on the factors enumerated must be determined by the activity. Waivers of minimums may be granted by the appropriate immediate superior in command commensurate with demonstrated ability and only when deemed necessary to accomplishment of the unit mission.

**12.3.2.1 Helicopter Second Pilot.** In addition to being a designated helicopter pilot, a helicopter second pilot shall:

- a. Have pilot hours in class and model as required by the commanding officer or higher authority and demonstrate satisfactory proficiency in the following:
  - (1) Ground handling.
  - (2) Flight technique in normal and emergency procedures for flight including autorotation and the use of flotation gear, if applicable.
  - (3) Navigation (all types applicable to unit mission and model aircraft).
  - (4) Tactical employment of the aircraft and associated equipment in all tasks of the unit mission.
  - (5) Night tactical operations and operational instrument flying within the capability of the model.
- b. Possess a current instrument rating.
- c. Demonstrate knowledge through oral and/ or written examination on the following:
  - (1) Model aircraft and all associated equipment.

- (2) Operational performance in all flight maneuvers.
- (3) Weight and balance.
- (4) Appropriate NATOPS manual.
- (5) Survival and first-aid.
- (6) Applicable technical orders and notes, OPNAV instructions, FAR, ICAO procedures, SCATANA plans, and NAVAIRSYSCOM instructions and technical directives.
- (7) Search and rescue procedures.
- (8) Communication.
- (9) Unit mission and tactics.
- (10) Navigation.
- (11) Flight planning.
- (12) Local and area flight rules.
- (13) Fleet and type tactical instructions and doctrine.
- (14) Applicable portions of NWP, FXP, JANAP, ACP, and ATP.
- (15) Recognition applicable to unit missions.

d. Satisfactorily complete a NATOPS evaluation in model.

### **12.3.2.2 Helicopter Aircraft**

**Commander.** To be qualified as a helicopter aircraft commander, the NATOPS manual shall establish the designation for the particular model, and an individual shall:

- a. Have completed the requirements for and possess to an advanced degree the knowledge, proficiency, and capabilities of a second pilot.
- b. Have a minimum of 500 total flight hours.
- c. Have 150 flight hours in rotary-wing aircraft.

d. Have pilot hours in class and model required by the commanding officer or higher authority and demonstrate the proficiency and judgment required to ensure the successful accomplishment of all tasks of the unit mission.

e. Demonstrate ability to command and train the officers and enlisted members of the flightcrew

f. Demonstrate the qualities of leadership required to conduct advanced base or detached unit operations as officer in charge when such duty is required as part of the units mission or method of operation.

### **12.3.3 General Requirements for Qualification**

**12.3.3.1 Initial Qualification.** On initial qualification for command of multipiloted rotary-wing aircraft, a pilot will normally be required to progress through the second pilot category before being allowed to qualify for aircraft commander.

### **12.3.3.2 Requalification**

a. After having gained initial qualification, requalification in model or qualification in another model of the same class will not require progression through lower classifications. Such requalification or qualification shall consist of an appropriate checkout including a minimum flight familiarization phase as established by the commanding officer or higher authority and demonstration of the knowledge, proficiency, and capabilities commensurate with desired classification.

b. After having gained initial qualification in a type and class aircraft, on subsequent qualification in another type or class, progression through any of the lower classifications may be required by the qualifying authority if such a course is considered necessary to ensure proper qualification. The same procedure may be required of pilots who report to a command, unit, or activity whose mission includes tasks or employment that demand operational and tactical knowledge or proficiency differing appreciably from that gained on initial qualification.

c. Waivers of minimums may be granted by the appropriate immediate superior in command commensurate with demonstrated ability and only when deemed necessary for the accomplishment of the unit mission.

**12.3.3.3 Time Limits.** Under normal conditions, a pilot serving in a billet that requires eventual qualification as aircraft commander will gain initial qualification as such within 24 months after being cleared to fly in the command. Requalification after lapse of qualification should be attained within 6 months. Air type commanders, using these limits as a guide, shall establish specific maximum time limits for qualification and requalification based on the class aircraft and the unit employment. Amplifying instructions shall prescribe procedures for the disposition of pilots who fail to qualify within the specified time limit.

## 12.4 MULTIPILOTED TILT-ROTOR AIRCRAFT (PILOT)

**12.4.1 Pilot Classification.** The following classifications are established for pilots of multipiloted tilt-rotor aircraft that may or may not require a qualified copilot to ensure accomplishment of the mission:

- a. Tilt-rotor aircraft commander.
- b. Tilt-rotor second pilot.

**12.4.2 Specific Requirements for Qualifications.** Requirements listed below are to be met by pilots qualifying in multipiloted tilt-rotor aircraft. Commanding officers and qualifying authorities, or higher authority, shall prescribe proficiency standards, detailed factors, and specific minimums based on this chapter, class and model aircraft, and the unit mission. Within each classification, the weight and emphasis on the factors enumerated must be determined by the activity. Waivers of minimums may be granted by the appropriate immediate superior in command commensurate with demonstrated ability and only when deemed necessary to accomplishment of the unit mission.

**12.4.2. Tilt-rotor Second Pilot.** A tilt-rotor second pilot shall:

a. Have completed a formal fixed-wing syllabus administered by CNATRA or other established training activity.

- (1) Have a minimum of 200 total flight hours
- (2) Have a minimum of 30 flight hours in helicopters.
- (3) Have a minimum of 30 flight hours in fixed-wing aircraft

b. Have pilot hours in class and model as required by the commanding officer or higher authority and demonstrate satisfactory proficiency in the following:

- (1) Ground handling.
- (2) Flight technique in normal and emergency procedures for flight including dual engine failures and the use of flotation gear, if applicable.
- (3) Navigation (all types applicable to unit mission and model aircraft).
- (4) Tactical employment of the aircraft and associated equipment in all tasks of the unit mission.
- (5) Night tactical operations and operational instrument flying within the capability of the model.

c. Possess a current instrument rating.

d. Demonstrate knowledge through oral and/or written examination on the following:

- (1) Model aircraft and all associated equipment.
- (2) Operational performance in all flight maneuvers.
- (3) Weight and balance.
- (4) Appropriate NATOPS manual.
- (5) Survival and first-aid.
- (6) Applicable technical orders and notes, OPNAV instructions, FAR, ICAO procedures, SCATANA plans, and NAVAIRSYSCOM instructions and technical directives.

- (7) Search and rescue procedures.
  - (8) Communication.
  - (9) Unit mission and tactics.
  - (10) Navigation.
  - (11) Flight planning.
  - (12) Local and area flight rules.
  - (13) Fleet and type tactical instructions and doctrine.
  - (14) Applicable portion of NWP, FXP, JANAP, ACP, and ATP.
  - (15) Recognition applicable to unit missions.
- c. Satisfactorily complete a NATOPS evaluation in model.

#### 12.4.2.2 Tilt-Rotor Aircraft

**Commander.** To be qualified as a tilt-rotor aircraft commander, the NATOPS manual shall establish the designation for the particular model, and an individual shall:

- a. Have completed the requirements for and possess to an advanced degree the knowledge, proficiency, and capabilities of a second pilot.
- b. Have a minimum of 500 total flight hours.
- c. Have 100 flight hours in tilt-rotor aircraft.
- d. Have pilot hours in class and model required by the commanding officer or higher authority and demonstrate the proficiency and judgment required to ensure the successful accomplishment of all tasks of the unit mission.
- e. Demonstrate ability to command and train the officers and enlisted members of the flightcrew.
- f. Demonstrate the qualities of leadership required to conduct advanced base or detached unit operations as officer in charge when such duty is required as part of the units mission or method of operation.

**12.4.2.3 Initial Qualification.** On initial qualification for command of multipiloted tilt-rotor aircraft, a pilot will normally be required to progress through the second pilot category before being allowed to qualify for aircraft commander.

#### 12.4.2.4 Requalification

a. After having gained initial qualification, requalification in model or qualification in another model of the same class will not require progression through lower classifications. Such requalification or qualification shall consist of an appropriate checkout including a minimum flight familiarization phase as established by the commanding officer or higher authority and demonstration of the knowledge, proficiency, and capabilities commensurate with the desired classification.

b. After having gained initial qualification in a type and class aircraft, on subsequent qualification in another type or class, progression through any of the lower classifications may be required by the qualifying authority if such a course is considered necessary to ensure proper qualification. The same procedure may be required of pilots who report to a command, unit, or activity whose mission includes tasks or employment that demand operational and tactical knowledge or proficiency differing appreciably from that gained on initial qualification.

c. Waivers of minimums may be granted by the appropriate immediate superior in command commensurate with demonstrated ability and only when deemed necessary for the accomplishment of the unit mission.

**12.4.2.5 Time Limits.** Under normal conditions, a pilot serving in a billet which requires eventual qualification as aircraft commander will gain initial qualification as such within 24 months after reporting to the command. Requalification after lapse of qualification should be attained within 6 months. Air type commanders, using these limits as a guide, shall establish specific maximum time limits for qualification and requalification based on the class aircraft and the unit employment. Amplifying instructions shall prescribe procedures for the disposition of pilots who fail to qualify within the specified time limit.

## 12.5 NAVAL FLIGHT OFFICERS

### 12.5.1 Naval Flight Officer Classification

**12.5.1.1 Classification.** The following classifications are established for NFO crewmembers of aircraft requiring a qualified NFO crewmember to ensure accomplishment of the mission.

- a. Tactical coordinator (VP, VS)
- b. Navigator (VR, VQ)
- c. Radar intercept officer (VF)
- d. **Weapon Systems Officer (VFA, VMFA)**
- e. Combat information center officer/air control officer (VAW)
- f. Electronic warfare evaluation officer (VQ)
- g. Electronic countermeasures officer (VAQ)
- h. Airborne communication officer (VQ)
- i. Supporting arms coordinator (airborne) (VMO).

#### 12.5.1.2 Intermediate Classification.

The foregoing classifications do not prohibit the use of intermediate classifications that are indicative of a distinctive aircraft class or employment. Such classifications must serve to indicate progress and achievement levels prior to final qualifications (i.e., patrol plane navigator and patrol plane tactical navigator indicate progress toward designation as USW tactical coordinator for patrol class aircraft).

**12.5.2 Specific Requirements for Qualification.** The requirements listed below shall be met by NFOs qualifying in aircraft requiring a qualified NFO crewmember to ensure accomplishment of the mission. Commanding officers and qualifying authorities, or higher authority, shall prescribe proficiency standards, detailed factors, and specific minimums based on this chapter, the class and model aircraft, and the unit mission. Within each classification, the weight and emphasis on the factors enumerated must be determined by the activity. Waivers of minimums may be granted by the appropriate im-

mediate superior in command commensurate with demonstrated ability and only when deemed necessary to accomplishment of the unit mission. To be qualified as an NFO crewmember for a specific class and model of aircraft, an individual shall:

a. Have flight hours in class and model as required by the commanding officer or higher authority and demonstrate a satisfactory level of skill in the following:

- (1) Tactical employment of the aircraft and all associated equipment in all tasks of the unit mission
- (2) Flight technique during normal and emergency procedures
- (3) Navigation (all types applicable to unit mission and aircraft model).

b. Demonstrate thorough knowledge through oral and written examination on the following:

- (1) Model aircraft and all associated equipment (flight manual).
- (2) Unit mission and tactics.
- (3) Fleet and type tactical instructions and doctrine.
- (4) Applicable portions of NWP, FXPs, JANAPs, ACPs, and ATPs.
- (5) Recognition applicable to unit mission.
- (6) Communication.
- (7) Navigation.
- (8) Flight planning.
- (9) Local and area flying rule.
- (10) Flight safety.
- (11) Search and rescue procedures.
- (12) Survival and first-aid.

(13) Fuel weight, aircraft configuration, and store/cargo as they effect takeoff, mission, and landing performance.

(14) Applicable technical orders and notes, COMNAVAIRSYSCOM instructions and technical directives, OPNAV instructions, Federal Aviation Regulations, ICAO procedures, and SCATANA plans.

(15) Appropriate NATOPS manual.

c. Possess current instrument qualifications as delineated in Chapter 13.

d. Satisfactorily complete a NATOPS evaluation in model.

### 12.5.3 General Requirements for Qualification

**12.5.3.1 Initial Qualification.** On initial qualification, an NFO will normally be required to progress through any prescribed intermediate classification levels before being qualified in class and model.

#### 12.5.3.2 Requalification

a. After having gained initial qualification, requalification in model or qualification in another model of the same class will not require progression through intermediate classification levels. Such requalification or qualification shall consist of an appropriate checkout, including a minimum flight-familiarization phase as established by the commanding officer or higher authority, and demonstration of possession of the knowledge, proficiency, and capabilities commensurate with the classification.

b. After having gained initial qualification in a type and class of aircraft, on subsequent qualification in another type or class, progression through any intermediate classification may be required of NFOs who report to a command, unit, or activity whose mission includes tasks or employment that demand operational and tactical knowledge or proficiency differing appreciably from that gained on initial qualification.

**12.5.3.3 Time Limits.** Under normal conditions, an NFO serving in a billet that requires eventual

qualification as an NFO crewmember will gain initial qualification as such within 24 months after being cleared to fly in the command. Requalification after lapse of qualification should be attained within 6 months. Type commanders, using these limits as a guide, shall establish specific maximum time limits for qualification and requalification based on the class of aircraft and the unit employment. Amplifying instructions shall prescribe procedures for the disposition of NFOs who fail to qualify within the specified time limit.

### 12.6 MARINE AERIAL NAVIGATION OFFICER

a. For navigators of aircraft requiring a qualified aerial navigation officer, the following classification is established: aerial navigation officer (transport/aerial refueler aircraft).

b. The following are the specific requirements for qualification:

(1) Must have successfully completed the Aerial Navigator School.

(2) Must meet the requirements delineated in paragraph 12.5.2, as applicable.

### 12.7 QUALIFICATIONS OF UAV FLIGHTCREW

IPs, EPs, and POs should receive initial training prior to arriving at their operational unit. At their operational unit, flightcrew shall qualify in their position(s) through the appropriate flight syllabus.

### 12.8 TRAINING OF ENLISTED FLIGHT PERSONNEL

**12.8.1 General.** This section amplifies the requirements for training enlisted personnel in a flight status contained in MILPERSMAN, articles 1220-010 and 1220-020, DOD Pay Manual, Part 2, Chapter 1, articles 20101-20114 inclusive and BUPERSINST 1326.4.

**12.8.2 Flight Records.** Commanding officers of units having allocations of enlisted flight orders shall ensure that all enlisted flightcrew are documented in accordance with Chapter 10 of this instruction. MI-

FAR will be used as the individuals flying time record.

**12.8.3 Auditing of Enlisted Flight Record.** A Flight Order Audit Board shall be appointed by the commanding officer and consists of at least three officers. One shall be from the supply department (when assigned) and one from the operations department. The board shall audit enlisted flight records to ensure that all requirements for hazardous duty pay have been met. The audit should be performed immediately following the end of each month in accordance with BUPERSINST 1326.4 or MCO 1326.2 and prior to the submission of flight certificates. All entries and documents pertaining to flight order administration shall be included.

**12.8.4 Allocation of Temporary Flight Orders.** Commanding officers shall submit their requirements for noncrewmember special mission flight orders as required by higher authority. When flight orders and monetary limitations are received, they allocate them within their command. Temporary flight orders (DIFTEM) shall only be allocated to individuals by BUPERS or NAVRESPERSCEN. Temporary flight orders as well as noncrewmember special mission aircrew orders shall be issued only to those personnel who have been found physically qualified in accordance with MANMED and have satisfied the requirements of applicable paragraphs of Chapter 8 of this instruction.

## 12.9 CLASSIFICATION AND QUALIFICATION OF NAVAL AIRCREWMAN

### 12.9.1 Naval Aircrewman

**Classification.** Classifications of naval aircrewmen are established in the Navy Enlisted Classification Code Manual (NAVPERS 18068), the Military Occupation Specialty Manual, aircraft NATOPS manuals, and other applicable naval directives.

**12.9.2 General Requirements for Positional Qualification as a Naval Aircrewman.** All naval aircrew shall meet the following requirements for qualification and requalification.

- a. Comply with requirements of Chapter 8.

- b. Complete Type Wing Commander positional requirements.

- c. Complete a NATOPS evaluation in the crew position in accordance with the applicable NATOPS manual.

- d. In lieu of paragraph c, complete a prescribed operating/standardization evaluation in accordance with applicable model manager directives for aircraft authorized to operate without NATOPS manual.

**12.9.3 Proficiency.** A naval aircrew designation is valid only in the aircraft model (refer to Glossary) (P-3, H-46, SH-60, etc.) in which the qualification was achieved. Proficiency in all requirements for initial qualification must be maintained and demonstrated periodically. Regular performance of aircrew duties sufficient to satisfy the requirements for crewmember flight orders is the minimum proficiency standard to retain qualification.

### 12.9.4 Maximum Time Limit for Positional Qualification as Naval Aircrewman

- a. Personnel under DIFCREW orders shall be allowed a maximum of 18 months from the date of reporting onboard for duty at a permanent duty station to achieve positional qualification. DIFCREW orders for personnel who fail to positionally qualify within the 18-month period shall be suspended in accordance with BUPERSINST 1326.4.

- b. Personnel under DIFTEM flight orders shall be allowed a maximum of 18 months from the date of authorization. Personnel shall be in training for a valid billet, and requests for DNEC and DIFCREW status shall be submitted no later than 8 months prior to DIFCREW vacancy occurring. DIFTEM flight orders shall be suspended for DIFTEM personnel who fail to qualify within 18 months.

**12.9.5 Time of Requalification for Naval Aircrewman.** Requalification should be accomplished within the below time limit of reporting to a unit that has the same type of aircraft as that within which the aircrew designation was attained. Annual NATOPS



evaluations are separate qualifications. For guidance on time limits for expired annual NATOPS evaluations, see Chapter 2, “NATOPS Evaluation Procedures” paragraph.

- a. Lapse of 2 years or less - 6 months
- b. Lapse of more than 2 years - 12 months
- c. Selected Air Reserves - 12 months

**12.9.6 Qualification Waivers for Naval Aircrewmen.** Immediate seniors (wing, functional wing commanders) may waive initial and requalification time limits for aircrew personnel who fail to qualify within prescribed time limits. Justification for such waivers includes lack of appropriate security clearances, duty assignments, or periods of TAD. Appropriate documentation shall be made in the service record, NATOPS training jacket, and to BUPERS.

## 12.10 QUALIFYING AUTHORITIES

**12.10.1 Aeronautical Organizations.** Commanding officers or higher authority in the chain of command are empowered to qualify flight personnel in the classifications established here and to issue the certification thereof. The immediate superior in command to the commanding officer or higher authority may assume the function of approving the qualifications of aircraft commanders and issue the certifications of qualification. In such cases, amplifying instructions shall be specific in regard to the authority vested in the commanding officer.

**12.10.2 Nonaeronautical Organizations.** The senior aviation line officer attached to activities that are not a part of the aeronautical organization (naval missions, etc.) is empowered to qualify flight personnel in the appropriate classifications and to issue certification. Such activities may request checkout and examination assistance from the nearest naval aviation command with the required personnel and facilities.

**12.10.3 Fleet Replacement Squadrons.** Commanding officers of fleet replacement squadrons or higher authority may, with respect to replacement flight personnel, determine initial qualification as flight personnel based on sat-

isfactory completion of applicable NATOPS requirements.

### 12.10.4 Guidance for Qualifying Authorities

#### 12.10.4.1 Qualification Opportunity

- a. Flight personnel should be afforded ample opportunity to complete the necessary training to permit qualification without delay after minimum experience requisites are met.
- b. Pilots shall be advanced commensurate with their experience and demonstrated ability.
- c. Pilots should be assured the opportunity to qualify for aircraft command during their first tour of duty.

#### 12.10.4.2 Previous Experience

- a. Flight experience acquired in previous commands in varied aircraft is important to overall qualification and due weight shall be given such experience in qualifying and requalifying flight personnel in accordance with this instruction. It is not the intention of this chapter to requalify pilots currently designated.
- b. A pilot qualification shall remain effective as long as the pilot remains current in class and model and regularly performs missions required of the command unit or activity unless specifically revoked by the qualifying authority or appropriate superior. Commanding officers shall always retain the right to suspend a pilot's qualification for a serious breach of flight rules, demonstrated lack of ability, or serious errors of judgment. For guidance in respect to revocation or lengthy suspension of qualifications, attention is directed to MILPERSMAN, article 3410300, and MCO P1000.6 (ACTS Manual), paragraphs 2005 and 3005.

**12.10.4.3 Additional Requirements.** Nothing in this instruction is intended to curtail establishment of any additional or special requirements that may be considered necessary for the qualification of a pilot in the classifications previously listed. The provisions of this instruction are not to be interpreted as contrary to proficiency standards that have been or may be established by appropriate authority.

## 12.11 QUALIFICATION TO TRANSITION INTO JET, HELICOPTER, OR TILT-ROTOR AIRCRAFT

Requirements to transition into jet, helicopter, or tilt-rotor aircraft (initial qualification) will normally be accomplished through a formal syllabus administered by CNATRA or other established training activity. Circumstances may occur where it is desirable or necessary that such transition training be administered by other commands. Commands capable of performing such transition training with no degradation of training quality or safety may do so providing they meet the requirements stated in paragraph 12.11.1.

**12.11.1 Minimum Training Syllabus Requirements.** Where the NATOPS manual does not specify a transition syllabus, the following minimum syllabus requirements for transition to jet, helicopter, and/or tilt-rotor aircraft shall apply.

**12.11.1.1 All Pilots.** All pilots shall:

- a. Successfully complete the approved OFT/WST and naval air maintenance trainer (NAMT) syllabus(es) or equivalent.
- b. Satisfactorily complete a NATOPS evaluation in model.

**12.11.1.2 Helicopter Transition Pilots.** All helicopter transition pilots shall complete:

- a. The prescribed CNATRA written examination on helicopter aerodynamics.
- b. A minimum of 25 flight hours of dual instruction under the tutelage of a designated instructor.
- c. A minimum of 5 additional flight hours of training that shall be solo when conducted in a helicopter model in which single-piloted flight is authorized.

**12.11.1.3 Jet Transition Pilots.** All jet transition pilots shall complete:

- a. A minimum of 10 flight hours of dual instruction under the tutelage of a designated instructor.

- b. A minimum of 5 additional flight hours of solo syllabus training.

**12.11.1.4 All Fixed-Wing Multiengine Transition Pilots.** All fixed-wing multiengine pilots shall complete:

- a. A minimum of 10 flight hours of dual instruction with a designated instructor.
- b. A minimum of 5 additional flight hours of syllabus training.

**12.11.1.5 Tilt-Rotor Transition Pilots.** All tilt-rotor transition pilots shall complete:

- a. The helicopter and tilt-rotor aerodynamics and mechanical systems written examinations provided by an established training activity.
- b. A minimum of 25 flight hours of dual instruction under the tutelage of a designated instructor.
- c. A minimum of 5 additional flight hours of syllabus training.

**12.11.2 Action.** Commanding officers or their seniors in the chain of command desiring to initiate jet/helicopter/ tilt-rotor transition training shall comply with the following:

- a. Prior to initiating training, submit the training syllabus to CNO (N789) for approval.

### Note

Commands may implement syllabuses prescribed in the aircraft NATOPS manuals without further approval of CNO.

- b. Screen applicants to ensure that transition training is in the best interests of the naval establishment.
- c. Administer ground and flight training, as necessary, in accordance with the approved syllabus.
- d. Enter qualifications achieved in the flight personnel training/qualifications jacket.

**12.11.3 Chief of Naval Air Training Responsibility.** CNATRA shall:

- a. Continue to provide transition training in accordance with approved quotas and syllabuses.
- b. Provide a standard helicopter aerodynamics syllabus for use of requesting commands.

**12.12 REPORTS**

**12.12.1 Navy Flight Personnel.** Navy flight personnel who have qualified in one of the classifications shall have a certification signed by the qualifying authority placed in their officer service record (NavPers 3021) or enlisted service record (NavPers 601), as appropriate. Certifications shall indicate the class and model aircraft in which qualified, together with a concise statement of the type of operations in which qualified (i.e., mining, transport, utility, etc.).

The reporting senior shall enter in the duties section of the report on the fitness of officers a statement indicating such qualification in the next regular report of fitness. A copy of the certification to command multipiloted aircraft shall be forwarded by the qualifying authority to CHNAVPERS each time a pilot qualifies for command in a separate class aircraft. No other distribution of copies of flight certification is required.

**12.12.2 Marine Corps Flight**

**Personnel.** Marine Corps flight personnel who have qualified in one of the classifications shall have a certification signed by the qualifying authority placed in their NATOPS flight personnel training/qualification jacket (OPNAV 3760/32 (11-73)) and their officers qualification record (NAVMC 123A (Rev 10-74)) or enlisted service record book (NAVMC 118a (Rev 1-75)), as appropriate.

## CHAPTER 13

# Instrument Requirements and Qualifications

### 13.1 INSTRUMENT RATINGS AND QUALIFICATIONS

#### 13.1.1 Pilots/Naval Flight Officers Required To Maintain Instrument Ratings/Qualifications

**13.1.1.1 Requirement.** All naval pilots in DIFOPS flying status except DIFOPS Code 2 aviators are required to maintain a valid instrument rating. NFOs in a DIFOPS status are required to maintain a valid instrument qualification. Commanding officers shall use every means available to assist pilots/NFOs in meeting those requirements.

##### 13.1.1.2 Period of Grace

a. Pilots/NFOs returning from DIFDEN status or duties where a valid instrument rating/qualification could not be maintained and who had requirements waived by CNO or CMC shall be granted a period of 6 months **or completion of the FRS** in which to requalify.

b. Navy/Marine Corps Reserve pilots/NFOs recalled to active military service in a DIFOPS status shall be granted a period of 6 months from date of first reporting in which to qualify.

#### 13.1.2 Renewal/Expiration of Instrument Ratings and Qualifications

**13.1.2.1 Renewal/Expiration.** Renewal evaluation of current instrument ratings for all naval pilots and instrument qualifications for NFOs may be accomplished within 60 days preceding expiration of the current evaluation and is valid for 12 months from the last day of the month in which the current evaluation expires. Otherwise, instrument ratings/

qualifications shall be valid for 12 months from the last day of the month in which the evaluation is flown. When pilots/NFOs are ordered to a formal course of flight instruction that includes an instrument syllabus and their instrument rating/qualification expires prior to or during the training period, the instrument rating/qualification may be delayed until the pilot/NFO achieves NATOPS qualification in model aircraft for which the pilot/NFO is undergoing training.

**13.1.2.2 Instrument Ground Training, Examination, and Flight Evaluation.** Unless otherwise extended in accordance with this instruction, all naval aviators and NFOs in DIFOPS status shall annually:

a. Attend a formal TYCOM-approved instrument ground syllabus if one is available. This syllabus shall include:

- (1) Spatial disorientation review.
- (2) Use of non-DOD instrument approach/ departure procedures.

b. Satisfactorily complete a written examination covering the following subject areas:

- (1) Federal Aviation Regulations as they apply to flight under instrument conditions.
- (2) Navigational systems and procedures, instrument approach procedures, and radio communication procedures.
- (3) Meteorology, including the characteristics of air masses, fronts, thunderstorms, microbursts, and windshear; meteorological reports, elements of the DD-175-1, and pilot's responsibility for

obtaining a thorough weather brief; and aviation severe weather hazards, to include pilot's responsibility to determine that the route of flight remains clear of aviation severe weather watch areas.

(4) Instrument procedures contained in pertinent military directives.

**Note**

The written instrument examination shall be administered incident to the formal instrument ground training syllabus. When such a syllabus is not available, the command to which the pilot/NFO is assigned for flight shall be responsible for ensuring completion of an approved instrument examination prior to flight evaluation.

Additionally, naval aviators delineated in paragraph 13.1.1.1 shall satisfactorily complete an instrument evaluation flight conducted by a designated military aviator or NFO (if authorized by individual aircraft NATOPS manual) in an aircraft or approved simulator. The conduct, content, and grading criteria of the flight shall be in accordance with the NATOPS Instrument Flight Manual.

**Note**

- The written examination must be completed with a grade of Qualified within 60 days prior to commencing the evaluation flight. The instrument evaluation flight may be combined with an aircraft NATOPS evaluation flight if all written examination requirements are satisfied prior to the flight.
- NFOs may at the discretion of their type commanders be required to complete an instrument flight evaluation. If an instrument flight evaluation is deemed necessary, it may be accomplished in conjunction with the NFO aircraft NATOPS evaluation flight. The written examination must be completed with a grade of Qualified prior to commencing the flight evaluation.

**13.1.2.3 Extensions.** The expiration date for instrument ratings/qualifications may be extended under the following conditions.

a. Commanding officers may extend the expiration date of instrument ratings/ qualifications issued to naval aviators/NFOs that would otherwise expire during the period of a long deployment. The expiration date for the extension shall not be later than 90 days after return from deployment.

b. After thorough review, issuing authority may grant written extension not to exceed 6 months for original issue or renewal of instrument ratings/ qualifications in those cases that so merit because of circumstances beyond the control of the individual. Such circumstances will normally be limited to hospitalization, temporary removal from flying status by competent authority, or assignment to a billet where certain flight requirements have been waived by CNO or CMC.

In both cases, extension letters shall be filed permanently with the instrument check form (OPNAV 3710/2) for which the extension is granted in section III, part E (instrument rating) of the NATOPS flight personnel training/qualification jacket. See paragraph A.2.3e.

**13.1.2.4 Issuing Authority.** The commanding officer or reporting senior, as appropriate, is the issuing authority for instrument ratings/ qualifications to naval aviators and NFOs.

**13.1.3 Composition and Functions of Instrument Flight Boards.** Each station, squadron, wing, ship, detachment or equivalent, or higher authority as appropriate, shall establish an instrument flight board composed of designated military aviators and NFOs, as applicable. Commanding officers of squadrons whose pilots are required to complete a formal instrument course at designated instrument training squadrons need not comply with this requirement. It shall be the function of those boards to conduct instrument evaluations of pilots/NFOs in accordance with the provisions of this instruction. It is desired, insofar as possible, that members of instrument flight boards hold a special instrument rating. Where it is not feasible for an activity to establish an instrument flight board, arrangements shall be made with neighboring boards

to conduct instrument evaluations. Pilots/NFOs on duty at isolated areas or at joint activities should normally obtain their evaluations from naval instrument flight boards. If this is not feasible, they may be evaluated by any U.S. military pilot holding a valid instrument rating.

## 13.2 REQUIREMENT FOR INSTRUMENT RATINGS

**13.2.1 Standard Rating.** Minimum requirements for a standard instrument rating are as follows:

a. Fifty hours of instrument pilot time under actual or simulated instrument conditions.

b. Successfully complete a NATOPS instrument evaluation in accordance with the NATOPS Instrument Flight Manual.

c. Within the 6 months preceding the date of the instrument evaluation flight obtain: (i.e. if the checkride occurs on 24 January 01, count all instrument hours and approaches after 24 July 00),

(1) Six hours as pilot under actual or simulated instrument conditions

(2) Twelve final approaches under actual or simulated instrument conditions, six of which shall be precision approaches and six of which shall be nonprecision.

d. Within the 12 months preceding the date of the instrument evaluation flight obtain: (i.e. checkride occurs on 24 January 01, count all instrument hours and approaches after 24 January 00)

(1) Twelve hours as pilot under actual or simulated instrument conditions

(2) A total of 18 final approaches under actual or simulated instrument conditions, 12 of which shall be precision and six of which shall be non-precision.

e. Instrument hours and approaches conducted as part of a previous instrument evaluation flight may be applied to minimums if the checkride occurred within the period specified in 13.2.1d.

f. Major flight simulator devices listed by CNO (N789F2) may be utilized to meet one-half of the minimum instrument rating requirements.

g. CNATRA is authorized to issue an initial standard instrument pilot rating following successful completion of the naval air training command instrument training syllabus.

h. Renewal of an expired instrument rating for pilots returning to flying duty under provisions of paragraph 13.1.1.2 shall meet the requirements of paragraphs 13.2.1b and c.

**13.2.2 Special Rating.** Minimum requirements for special instrument ratings include all of the requirements for a standard instrument rating plus the following:

a. Five years of military and nonmilitary flying experience.

b. Two thousand hours of military and/or civil time as a certificated commercial/airline transport pilot.

c. One hundred hours of military actual instrument time.

d. A special instrument rating is recognition of a pilot's experience, demonstrated flight ability, and judgment. Its issuance shall be made accordingly. Fleet Marine Force commanding generals, fleet type commanders, COMNAVAIRESFOR, CG FOURTH MAW, CNATRA, or their delegated representatives may reduce the above minimum requirements. A special instrument rating may be issued to pilots who display exceptional judgment and proficiency in instrument flying procedures if the pilot has at least 3 years military and/or non-military flying experience, has a total of 1,500 hours pilot/copilot time, and meets the other requirements for issuance of a special instrument rating enumerated above.

### 13.2.3 Failure To Meet Requirements

**13.2.3.1 Action.** The following action is directed for cases of failure to meet requirements:

a. Board Action - Unless reasons in the case are sound and valid, commanding officers shall direct

NATOPS INSTRUMENT RATING REQUEST  
OPNAV 3710/2 (REV. 1-74) S/N 0107-128-2803

REF: OPNAVINST 3710.7 SERIES  
OPNAVINST 3710.8 SERIES  
NATOPS INSTRUMENT FLIGHT MANUAL

NAME (LAST, FIRST, MIDDLE INITIAL) \_\_\_\_\_ GRADE \_\_\_\_\_ SSN \_\_\_\_\_ DATE \_\_\_\_\_

UNIT \_\_\_\_\_

APPLICATION IS HEREBY MADE FOR AN INSTRUMENT RATING (CLASS) ONLY:  
 STANDARD  SPECIAL

**EXPERIENCE SUMMARY**

MISCELLANEOUS SUMMARY			INSTRUMENT PILOT TIME			
ITEM	LAST 6 MO.	LAST 12 MO.	ITEM	PAST 12 MO.	LAST 6 MO.	TOTAL ALL YEARS
PRECISION APPROACHES			ACTUAL			
			SIMULATED			
NON-PRECISION APPROACHES			INSTRUMENT PILOT TIME			
			TOTAL YEARS FLYING (MILITARY AND CIVIL)			
TOTAL PILOT TIME						

AIRCRAFT QUALIFICATIONS \_\_\_\_\_

CURRENT RATING \_\_\_\_\_

PILOT'S BIRTHDAY \_\_\_\_\_

SIGNATURE OF APPLICANT \_\_\_\_\_ DATE \_\_\_\_\_

NO Instrument Flight within control with instrument - FOR TACAN where feasible: \_\_\_\_\_

PART ONE (Basic Instrument)		PART TWO (Advanced Instrument)	
1 INSTRUMENT TAKEOFF (Optional)		1 FLIGHT PLANNING	
2 CLIMBING, DESCENDING AND TIMED		2 CLEARANCE COMPLIANCE	
3 STEEP TURNS		3 INSTRUMENT APPROACHES	
4 RECOVERY FROM UNUSUAL		4 COMMUNICATIONS AND NAVIGATION EQUIPMENT	
5 VOR/TACAN POSITIONING		5 EMERGENCY PROCEDURES	
6 PARTIAL PANEL AIRWORK		6 VOICE PROCEDURES	
7 ADF/MDF ORIENTATION			

\*Not required when evaluation is conducted under actual instrument conditions.

REMARKS \_\_\_\_\_

---

DATE OF FLIGHT CHECK \_\_\_\_\_ AIRCRAFT MODEL \_\_\_\_\_ BUND \_\_\_\_\_ INSTRUMENT RATING ISSUED \_\_\_\_\_ (Expires) \_\_\_\_\_  
 Standard  Special

SIGNATURE OF FLIGHT EXAMINER (Grade and title) \_\_\_\_\_ SIGNATURE OF OFFICER ISSUING CARD (Grade and title) \_\_\_\_\_

Figure 13-1. Instrument Rating Request (OPNAV 3710/2)



a pilot who fails to meet the foregoing requirements to appear before a field naval aviator evaluation board in accordance with the current MILPERSMAN, article 3410300 or MCO P1000.6, as appropriate.

b. Command Action - Pilots who are required to qualify for an instrument rating and have not done so shall not be detached from an activity unless a written extension is forwarded to their next duty station or compliance with paragraph a above has been accomplished.

#### **13.2.3.2 Restrictions on Instrument Ratings.**

Under no conditions shall instrument ratings be issued when the requirements of this chapter have not been met. The endorsement of instrument ratings to limit their applicability or use in any way is not authorized without specific approval of CNO or CMC.

#### **13.2.3.3 Revoking of Instrument Ratings.**

Any commanding officer authorized to issue an instrument rating is also authorized to revoke the instrument rating of any pilot attached or assigned to

his/her command for flying when, in the commanding officers opinion, the pilot has displayed a lack of instrument flying proficiency.

### **13.3 INSTRUMENT RATING FORMS**

A pilot shall make application for an instrument rating by submitting a NATOPS instrument rating request (OPNAV 3710/2, Figure 13-1) in accordance with the NATOPS Instrument Flight Manual. The completed OPNAV 3710/2 shall constitute issuance of an instrument rating.

### **13.4 AIRCRAFT CONSIDERATIONS**

Instrument ratings shall be valid in all aircraft in which the pilot is instrument qualified regardless of the model in which the check was flown. A pilot may be considered to be instrument qualified in an aircraft when he/she has completed the evaluation as outlined in each respective NATOPS manual and has met the requirements for an instrument rating as outlined in this chapter. In aircraft for which there is no NATOPS guidance, 10 first pilot hours in model may be substituted as a minimum requirement.

## APPENDIX A

# NATOPS Flight Personnel Training and Qualification Jacket

### A.1 INTRODUCTION

**A.1.1 Purpose.** To provide a consolidated record of the training status and readiness of flight personnel and serve as a repository for certain aviation records accumulated by flight crewmembers during active aviation tours.

**A.1.2 Scope.** Subject jacket is intended to provide commanding officers with pertinent data to assist in assignment, utilization, and training of individuals. Properly maintained, it presents a cumulative history and concise summary of qualifications. It is not a forum for evaluating the performance of an officer or enlisted aircrew member. The jacket will not become part of the individuals personnel records within BUPERS except as noted in paragraph A.1.6.

**A.1.3 Responsibility.** Responsibilities pertaining to custody of NATOPS flight personnel training qualification jackets are as follows:

- a. Commanding officers shall ensure that custody and maintenance of qualification jackets are in accordance with provisions of this instruction.
- b. Ensure that jackets are maintained for all assigned flight personnel.
- c. Flight personnel, when flying with a unit other than the one that regularly maintains their jacket, shall ensure that the unit with which they are flying is provided temporary custody of the jacket.

**A.1.4 Security.** The jacket is “For Official Use Only” in accordance with **DOD 5400.7**. No information may be divulged from it, except to persons possessing a need to know. Only the individual and personnel designated in writing by the commanding of-

ficer may have access to qualification jackets. In accordance with SECNAVINST 5211.5, attach OPNAV 5211/9, “Record of Disclosure”, inside the front cover of the NATOPS jacket, when disclosure of information from the jacket is made outside DOD.

**A.1.5 Disposition.** Upon detachment, the jacket will be reviewed, certified by the commanding officer or a designated representative, and given to the individual. In the event of death, the jacket will be handled in accordance with directives **SECNAVINST 5212.5**.

**A.1.6 Review.** The individual’s jacket will be periodically reviewed by the commanding officer or a designated representative to ensure accuracy and currency. The review shall be conducted:

- a. Upon reporting to a unit
- b. Annually (within 30 days of date of birth)
- c. Upon major change in flight status.

**A.1.7 Design.** The jacket is composed of a cover, standard sectional and topical dividers, and pertinent documents and records. It is divided into four sections. Each section is divided into topical parts with appropriate titles.

### A.1.8 Maintenance

- a. The jacket shall be maintained in accordance with the provisions of this appendix.
- b. No records or documents will be inserted that do not provide pertinent data concerning the aviation status of the individual.
- c. Individuals will not insert or remove records without approval of the commanding officer.

**A.1.9 Forms.** OPNAV 3760/32 through OPNAV 3760/32H may be obtained through normal supply channels in accordance with NAVSUP PUB 2002.

## A.2 ASSEMBLY AND MAINTENANCE

### A.2.1 General

a. Part A shall contain the NATOPS flight personnel training/qualification jacket review and certification record. OPNAV 3760/32A (Figure A-1) shall be utilized.

b. Part B shall contain a copy of only the most recent PCS orders showing the current authority for flying status. Letters from enlisted aircrew indicating their volunteer flight status shall be filed in this section. Letters of suspension and/or revocation of flying status shall be filed in this part for permanent retention.

c. Part C shall contain the signed original of the current standard NAVMED 6410/1 or 6410/2 (aeromedical grounding or clearance notices). Forms maintained include those covering annual flight physicals and most current up chits from any grounded period (the exception being a grounding notice that “expires automatically”, in which case a clearance notice is not required). They will be retained until the succeeding years annual flight physical clearance notice is received. Medical waivers shall be retained as long as they are in effect.

d. Part D shall contain a record of flight equipment issued. OPNAV 3760/32B (Figure A-2) shall be utilized.

### A.2.2 Qualifications and Achievements

a. Part A shall contain a permanent record of all functional designations prescribed in Chapters 12 and 13 and specific NATOPS manuals. Examples of qualifications to be recorded on OPNAV 3760/32C (Figure A-3) are aircraft commander, helicopter, second pilot, maintenance functional check pilot, and NATOPS evaluator/instructor. To maintain a historical record, copies of designation letters containing designation dates and approving authority signature shall be maintained following OPNAV 3760/32C.

b. Part B shall contain a permanent record of all other designations not included in Part A above. Tactical-oriented and mission-oriented designation shall be recorded on OPNAV 3760/32D (Figure A-4). Designation letters may also be retained in this part.

### A.2.3 Training

a. Part A shall contain a record of all formal schools and courses attended. OPNAV 3760/32E (Figure A-5) shall be utilized. **Per OPNAVINST 1542.7, ACT will be logged in this section.** Regular squadron and ground training lectures will not be included. Part A, Section 3 shall also include a copy of the training command student summary and all FRS summaries for training completed after 1 January 1988. Summaries for training completed prior to this date are desired but not mandatory.

b. Part B shall contain a permanent record of **NASTP (formerly NAWSTP and NAPTP)**, SERE, NITE Lab and annual egress training. OPNAV 3760/32F (Figure A-6) shall be utilized. Training course description and signature are required as documentation. Type of sensor (e.g., AN/AVS-6, CATEYES, FLIR, etc.) is also required for NITE Lab training documentation. Annual egress training conducted locally for other than ejection seat equipped aircraft shall be recorded on OPNAV 3760/32F. No further documentation is necessary or desired.

c. Part C shall contain a record of all examinations (on a 4.0 scale) pertinent to the individual's aviation qualifications. OPNAV 3760/32 (Figure A-7) shall be utilized. The most current open and closed book exam or answer sheet, if appropriate shall be included following OPNAV 3760/32.

d. Part D shall contain all NATOPS evaluation records (OPNAV 3710/7). (Effective from the date of this instruction, Marine Corps commands shall include a NATOPS evaluation form with each OPNAV 3710/7. Samples may be found in MCO P3500.14 and individual NATOPS manuals.)

e. Part E shall contain all instrument rating requests (OPNAV 3710/2 (revised January 1974)). If a waiver of instrument qualification has been granted, this section shall contain the waiver.

**NATOPS FLIGHT PERSONNEL TRAINING/QUALIFICATION JACKET**

OPNAV 3760/32A (4-81) SN 0107-LF-736-2120

**SECTION IA – REVIEW AND CERTIFICATION RECORD**

NAME (*Last, first, middle initial*)

SSN

1. This jacket shall be reviewed by the Commanding Officer or a designated representative as follows:
  - a. Upon reporting to a unit.
  - b. Annually, within 30 days of birthday.
  - c. Upon major change in flight status.
  
2. This jacket shall be certified by the Commanding Officer or a designated representative upon detachment of the individual.

**RECORDS OF REVIEW**

DATE	SIGNATURE	DATE	SIGNATURE	SIGNATURE

**DETACHMENT CERTIFICATION**

UNIT	DATE	SIGNATURE	UNIT	DATE	SIGNATURE

**SAMPLE**

Figure A-1. Review and Certification Board

**NATOPS FLIGHT PERSONNEL TRAINING/QUALIFICATION JACKET  
OPNAV 3760/32B RECORD OF FLIGHT GEAR ISSUE**

<b>NAME:</b>	<b>RANK:</b>	<b>SSN:</b>
--------------	--------------	-------------

ITEM	QTY	SIZE	DATE	DOC	A/C	COMMAND	SIGNATURE
BOOT, SAFETY, FLYER'S							
CHEMICAL/BIOLOGICAL PROTECTION ENSEMBLE							
COVERALLS, ANTI-G							
COVERALLS, SUMMER FLYING							
EXPOSURE SUIT, HOOD, MITTENS							
GLASSES, SUN							
GLOVES, FLYING, SUMMER							
GLOVES, FLYING, COLD WX							
HELMET, FLIGHT							
HELMET BAG							

SAMPLE

<b>ACTION CODE (A/C):</b>	O - Original Issue	P - Previous Issue	T - Turn In
	R - Replacement Issue	NR - No Replacement	S - Survey

Figure A-2. Flight Equipment Issue Record (Sheet 1 of 2)

OPNAV 3760/32B - continued

NAME:		RANK:		SSN:			
ITEM	QTY	SIZE	DATE	DOC	A/C	COMMAND	SIGNATURE
JACKET, FLIGHT, LEATHER							
JACKET, SUMMER NYLON (CWU-36/P)							
JACKET, WINTER NYLON (CWU-45/P)							
KNIFE & SHEATH							
LIFERAFT, INDIVIDUAL BACKPACK							
PARACHUTE, TORSO HARNESS ASSEMBLY							
PARACHUTE BAG							
SHROUD CUTTER							
SPECTACLES, LASER PROTECTION							

SAMPLE

WHEN REPLACING FLIGHT CLOTHING RECORD, CARRY FORWARD LAST ENTRY FOR EACH ITEM

<p>THE PERSON LISTED ON THIS FORM IS AUTHORIZED TO REQUISITION FLIGHT CLOTHING IN ACCORDANCE WITH THE NAVSUP MANUAL, VOL. 2.</p>	<p>SIGNATURE OF C.O. OR AUTHORIZED DEPUTY</p> <div style="border: 1px solid black; height: 40px; margin-top: 5px;"></div>
--	---

Figure A-2. Flight Equipment Issue Record (Sheet 2 of 2)



**NATOPS FLIGHT PERSONNEL TRAINING/QUALIFICATION JACKET**  
OPNAV 3760/32C (4-81) SN 0107-LF-736-2140

**SECTION IIA – FLIGHT PERSONNEL DESIGNATION RECORD**

NAME (Last, first, middle initial)

SSN

DATE	DESIGNATION	MODEL	UNIT	PROMULGATION BY	VERIFIED

SAMPLE

Figure A-3. Flight Personnel Designation Record



**NATOPS FLIGHT PERSONNEL TRAINING/QUALIFICATION JACKET**  
 OPNAV 3760/32D (Rev 4-90) S/N 0107-LF-009-7500

SECTION IIB – MISSION QUALIFICATION RECORD

NAME (*Last, first, middle initial*) \_\_\_\_\_ SSN \_\_\_\_\_

EFFECTIVE DATE	TYPE AIRCRAFT	MISSION QUALIFICATION	UNIT	REMARKS

SAMPLE

Figure A-4. Mission Qualification Record

A-7



NATOPS FLIGHT PERSONNEL TRAINING/QUALIFICATION JACKET  
OPNAV 3760/32F (Rev 4-90) S/N 0107-LF-009-7700

SECTION III B – OPERATIONAL PHYSIOLOGY & SURVIVAL TRAINING

NAME (Last, first, middle initial)				RANK/RATE		SSN			
COURSE CATEGORY				COURSE CATEGORY					
	DATE	GRADE	UNIT				DATE	GRADE	UNIT
	SIGNATURE						SIGNATURE		
	DATE	GRADE	UNIT				DATE	GRADE	UNIT
	SIGNATURE						SIGNATURE		
	DATE	GRADE	UNIT				DATE	GRADE	UNIT
	SIGNATURE						SIGNATURE		
	DATE	GRADE	UNIT				DATE	GRADE	UNIT
	SIGNATURE						SIGNATURE		
	DATE	GRADE	UNIT				DATE	GRADE	UNIT
	SIGNATURE						SIGNATURE		
	DATE	GRADE	UNIT				DATE	GRADE	UNIT
	SIGNATURE						SIGNATURE		
	DATE	GRADE	UNIT				DATE	GRADE	UNIT
	SIGNATURE						SIGNATURE		
	DATE	GRADE	UNIT				DATE	GRADE	UNIT
	SIGNATURE						SIGNATURE		
	DATE	GRADE	UNIT				DATE	GRADE	UNIT
	SIGNATURE						SIGNATURE		
	DATE	GRADE	UNIT				DATE	GRADE	UNIT
	SIGNATURE						SIGNATURE		
	DATE	GRADE	UNIT				DATE	GRADE	UNIT
	SIGNATURE						SIGNATURE		

SAMPLE

Figure A-6. Operational Physiology and Survival Training (Sheet 1 of 2)

NATOPS FLIGHT PERSONNEL TRAINING/QUALIFICATION JACKET  
OPNAV 3760/32F (Rev 4-90) S/N 0107-LF-009-7700

SECTION IIIB – OPERATIONAL PHYSIOLOGY & SURVIVAL TRAINING

NAME (Last, first, middle initial)				RANK/RATE		SSN						
COURSE CATEGORY	TYPE OF TRAINING											
	AVIATION PHYSIOLOGY			EMERGENCY EGRESS			WATER SURVIVAL			LAND SURVIVAL, DWEST, SERE		
	DATE	GRADE	UNIT	DATE	GRADE	UNIT	DATE	GRADE	UNIT	DATE	GRADE	UNIT
	SIGNATURE			SIGNATURE			SIGNATURE			SIGNATURE		
	DATE	GRADE	UNIT	DATE	GRADE	UNIT	DATE	GRADE	UNIT	DATE	GRADE	UNIT
	SIGNATURE			SIGNATURE			SIGNATURE			SIGNATURE		
	DATE	GRADE	UNIT	DATE	GRADE	UNIT	DATE	GRADE	UNIT	DATE	GRADE	UNIT
	SIGNATURE			SIGNATURE			SIGNATURE			SIGNATURE		
	DATE	GRADE	UNIT	DATE	GRADE	UNIT	DATE	GRADE	UNIT	DATE	GRADE	UNIT
	SIGNATURE			SIGNATURE			SIGNATURE			SIGNATURE		
	DATE	GRADE	UNIT	DATE	GRADE	UNIT	DATE	GRADE	UNIT	DATE	GRADE	UNIT
	SIGNATURE			SIGNATURE			SIGNATURE			SIGNATURE		
	DATE	GRADE	UNIT	DATE	GRADE	UNIT	DATE	GRADE	UNIT	DATE	GRADE	UNIT
	SIGNATURE			SIGNATURE			SIGNATURE			SIGNATURE		
	DATE	GRADE	UNIT	DATE	GRADE	UNIT	DATE	GRADE	UNIT	DATE	GRADE	UNIT
	SIGNATURE			SIGNATURE			SIGNATURE			SIGNATURE		
	DATE	GRADE	UNIT	DATE	GRADE	UNIT	DATE	GRADE	UNIT	DATE	GRADE	UNIT
	SIGNATURE			SIGNATURE			SIGNATURE			SIGNATURE		

SAMPLE

TRAINING ACTIVITIES		
1. Pensacola, FL	8. Barbers Point, HI	15. Brunswick, ME
2. Miramar, CA	9. Cecil Field, FL	16. FASOTRAGRUPAC
3. Norfolk, VA	10. Cherry Point, NC	17. FASOTRAGRULANT
4. Corpus Christi, TX	11. Whidbey Island, WA	18. MCAS New River, NC
5. Lemoore, CA	12. Beaufort, SC	19. Okinawa
6. El Toro, CA	13. Point Mugu, CA	20. Other (List)
7. Jacksonville, FL	14. Patuxent River, MD	21.

Figure A-6. Operational Physiology and Survival Training (Sheet 2 of 2)

**NATOPS FLIGHT PERSONNEL TRAINING/QUALIFICATION JACKET**  
 OPNAV 3760/32G (Rev 4-90) S/N 0107-LF-009-7800

**SECTION III C – EXAMINATION RECORD**

NAME *(Last, first, middle initial)*

SSN

**NATOPS EXAMS**

OPEN BOOK				CLOSED BOOK			
DATE	GRADE	PASS/FAIL	GRADED BY	DATE	GRADE	PASS/FAIL	GRADED BY

**SAMPLE**

INSTRUMENT EXAM				COURSE RULES		OTHER EXAMS				
DATE	GRADE	PASS/FAIL	GRADED BY	DATE	GRADE	TITLE	DATE	GRADE	PASS/FAIL	GRADED BY

Figure A-7. Examination Record

### **A.2.4 Flight Records**

a. The Aviators Flight Log Book is the official document of pilot history. Copies of MIFARs for the current fiscal year should be maintained in Part A.

b. Part B shall contain a permanent record of all aircraft/mishaps flight violations involving an air-crew causal factor, and FNAEB results. In addition to those entries authorized by paragraph 10.5.2.8, the FNAEB entry shall consist of the date of the FNAEB and comments by the Commanding Officer. The Commanding Officer may not delegate this responsibility. OPNAV 3760/32H (Figure A-8) shall be utilized.

### **A.2.5 Procurement**

a. The basic jacket with dividers, OPNAV 3760/32 (Rev. 4-81), may be ordered using S/N 0107-LF-736-2112. Existing jackets, OPNAV 3760/32 (Rev. 11-73), may be adapted to this instruction by inserting forms listed in subparagraph .

b. Forms may be procured using the following information:

(1) Review and Certification Record,  
OPNAV 3760/32A, S/N 0107-LF-736-2120

(2) Record of Flight Equipment Issue,  
OPNAV 3760/32B, S/N 0107-LF-736-2130

(3) Flight Personnel Designation Record,  
OPNAV 3760/32C, S/N 0107-LF-736-2140

(4) Mission Qualification Record,  
OPNAV 3760/32D, S/N 0107-LF-009-7500

(5) School/Course Attendance Record,  
OPNAV 3760/32E, S/N 0107-LF-009-7600

(6) Operational Physiology and Survival Training Record, OPNAV 3760/32F,  
S/N 0107-LF- 009-7700

(7) Examination Record, OPNAV 3760/32G,  
S/N 0107-LF-009-7800

(8) Mishap/Flight Violation Record,  
OPNAV 3760/32H, S/N 0107-LF-736-2190

(9) Flight Jacket Divider Tabs,  
OPNAV 3760/ 32I, S/N 0107-LF-000-7500.







**NATOPS EVALUATION REPORT**

OPNAV 3710/7 (4-90) S/N 0107-LF-009-8000

REPORT SYMBOL OPNAV 3710-21

NAME (Last, first, initial)		GRADE	SERVICE NUMBER
SQUADRON/UNIT	AIRCRAFT MODEL		CREW POSITION
TOTAL PILOT/FLIGHT HOURS	TOTAL HOURS IN MODEL	DATE OF LAST EVALUATION	

**NATOPS EVALUATION**

REQUIREMENT	DATE COMPLETED	GRADE		
		Q	CQ	U
OPEN BOOK EXAMINATION				
CLOSED BOOK EXAMINATION				
ORAL EXAMINATION				
*EVALUATION FLIGHT				
FLIGHT DURATION	AIRCRAFT BUNO	OVERALL FINAL GRADE		

REMARKS OF EVALUATOR/INSTRUCTOR

CHECK IF CONTINUED ON REVERSE SIDE

GRADE, NAME OF EVALUATOR/INSTRUCTOR	SIGNATURE	DATE
GRADE, NAME OF EVALUEE	SIGNATURE	DATE

REMARKS OF UNIT COMMANDER

RANK, NAME OF UNIT COMMANDER	SIGNATURE	DATE
------------------------------	-----------	------

\*WST, OFT, COT, or cockpit check in accordance with OPNAVINST 3710.7 (effective edition)

Figure A-9. NATOPS Evaluation Report

## APPENDIX B

# Aircraft Visual Identification System

**B.1 GENERAL.** This appendix delineates the visual identification system for naval aircraft and provides for assignment of aircraft markings and side numbers that identify aircraft of one unit from those of another. The system provides a means of rapid identification of Navy and Marine aircraft that is simple, flexible, and readily adaptable to expansion in the event of mobilization. Requests for changes or recommendations for assignment of identification letters to new or activated reserve units issued aircraft for custody shall be made to CNO (N781C) via the chain of command.

**B.1.1 Unit Identification.** CNO will assign unit identification letters for aircraft of air wings/groups and squadrons in accordance with the following guidelines.

**B.1.1.1 Present Assignments.** Identification letters presently assigned will be retained permanently regardless of transfers of units between fleets.

**B.1.1.2 Future Assignments.** Future assignments will consist of either a single letter (CNATRA) or a combination of any two letters or numbers indicated below:

Command	First Character	Second Character
NAVAIRLANT	A through M	A through Z
NAVAIRPAC	N through Z	A through Z
CNATRA	A through G	None

### Note

Upon decommissioning, the identification letter will revert to CNO for future use.

**B.1.1.3 Additional Identification Characters.** Expansion of this system will be accomplished by assigning the numerals 2 through 9 as the first character in place of a letter.

**B.1.1.4 Exceptions.** The letters I and O are too easily confused with numerals and shall not be used.

**B.1.1.5 Listing.** Assigned visual identification letters/numbers are contained in the Naval Aeronautical Organization (OPNAV notice 5400).

**B.1.1.6 Other Aircraft.** Aircraft assigned to units other than those provided for above shall be identified by spelling out the name of the station or unit (i. e., NORFOLK, FORRESTAL, EL TORO, NIMITZ, YUMA, etc.).

**B.1.2 Aircraft Side Numbers.** Aircraft side numbers are assigned by force, wing, group, or squadron commanders, as appropriate. To achieve correlation between the electronic (IFF/SIF) and visual identification of each aircraft, combat and combat support aircraft shall be numbered using octal numbers (i.e., only the numerals 0 through 7).

**B.1.2.1 Air Wings (CV) and Associated Squadrons.** Appropriate commander shall use the

**OPNAVINST 3710.7S**  
**15 NOVEMBER 2001**

following for selection of squadron aircraft identification side numbers and colors:

<b>Squadron</b>	<b>Side Number</b>	<b>Color</b>
1 <sup>st</sup> VF Squadron	100 to 114	Insignia Red
2 <sup>nd</sup> VF Squadron or 3 <sup>rd</sup> VF Squadron	200 to 214	Orange-Yellow
1 <sup>st</sup> VFA Squadron	300 to 315	Light Blue
2 <sup>nd</sup> VFA Squadron	400 to 415	International Orange
VAQ	500 to 517	Maroon
VAW	600 to 603	Insignia Blue
HS/HC	610 to 617	Magenta
<b>VS Squadron</b> <b>VS Tanker</b>	<b>700 to 707</b> <b>710 to 717</b>	<b>Dark Green</b>

**B.1.2.3 Naval Air Training Command Squadrons and Units.** Squadrons and units of CNA-TRA shall number their aircraft as directed by the Chief of Naval Air Training.

**B.1.2.4 Fleet Replacement Squadrons.** Fleet replacement squadrons with aircraft employing the automatic precision approach and landing system (PALS) shall number their aircraft with three-digit octal numerals.

**B.1.2.5 Other Units.** Activities and units other than those included above shall number their aircraft by utilizing the last three digits of the bureau number.

**B.1.3 Marking of Aircraft.** The provisions of the current version of Military Specification for Insignia and Markings for Naval Aircraft (MIL-STD-2161A (AS)) apply in the implementation of the visual identification system.

## APPENDIX C

# Selected Aviation Instructions

### Note

SECNAV and OPNAV directives can be viewed at the following website:  
<http://neds.nebt.daps.mil>

### C.1 SELECTED AVIATION INSTRUCTIONS (LISTED IN NUMERICAL SEQUENCE)

NUMBER	SOURCE	TITLE
1000.16J (NOTAL)	OPNAV	Manual of Navy Total Force Manpower Policies and Procedures
P1000.6G (NOTAL)	MCO	ACTS Manual
1326.4C (NOTAL)	BUPERS	Administration of Enlisted Flight Orders/Career Enlisted Flyer Incentive Pay (CEFIP)/Hazardous Duty Incentive Pay for Aerial Flight
1542.4C	OPNAV	Aeromedical Dual Designation Program
1542.7B	OPNAV	Aircrew Coordination Training Program
3130.6B (NOTAL)	OPNAV	Naval Search & Rescue (SAR) Standardization Program
3140.14 (NOTAL)	NAVMETOCOM	Procedures Governing Flight Weather Briefings and Preparing DD Form 175-1 and U.S. Navy Flight Forecast Folder
P3500.14F (NOTAL)	MCO	Aviation Training and Readiness Manual Vol. 1
3500.39A	OPNAV	Operational Risk Management Program
3500.68A	COMNAVAIRLANT	Combat Systems Training Team (Joint Instruction with COMNAVAIRPACINST 3500.69A)
3500.69A	COMNAVAIRPAC	Combat Systems Training Team (Joint Instruction with COMNAVAIRLANTINST 3500.68A)
3710.1 (NOTAL)	NAVAIR	Contractor's Flight and Ground Operations
3710.4C	MCO	Waivers to DIFDEN
3722.16C (NOTAL)	OPNAV	United States Standard for Terminal Instrument Procedures (TERPS)
3722.30C (NOTAL)	OPNAV	Security Control of Air Traffic and Air Navigation Aids (SCATANA)
3722.33C (NOTAL)	OPNAV	Special Military Operations (FAA Order 7610.4)

**OPNAVINST 3710.7S  
15 NOVEMBER 2001**

<b>NUMBER</b>	<b>SOURCE</b>	<b>TITLE</b>
3750.6R (NOTAL)	OPNAV	Naval Aviation Safety Program
3770.4A (NOTAL)	OPNAV	Use of Airspace by U.S. Military Aircraft and Firing Over the High Seas
4630.25C(NOTAL)	OPNAV	Air Transportation Eligibility
4631.2D (NOTAL)	OPNAV	Management of Department of the Navy (DON) Airlift Assets
4790.2H (NOTAL)	OPNAV	The Naval Aviation Maintenance Program (NAMP)
5100.12B	SPAWAR	Navy Laser Hazards Control Program
<b>5100.15</b>	<b>SPAWAR</b>	<b>Navy Occupational Safety and Health (NAVOSH) Program for Space and Naval Warfare Systems Command (SPAWAR)</b>
5211.5D	SECNAV	Department of the Navy Privacy Act (PA) Program
5212.5D	SECNAV	<b>Navy and Marine Corps Records Disposition Manual</b>
5370.7B	SECNAV	Military Whistleblower Protection
5370.8	SECNAV	Military Reprisal Investigation
<b>5400.7-R of Sep 1998</b>	<b>DOD</b>	<b>Freedom of Information Act Program</b>
<b>5420.109</b>	<b>OPNAV</b>	<b>Field Naval Aviator Evaluation Board (FNAEB) Procedures</b>
5442.2G (NOTAL)	OPNAV	Aircraft Inventory Reporting Systems (AIRS)
5510.30A	SECNAV	Department of Navy Personnel Security Program
5510.34 (NOTAL)	SECNAV	Manual for the Disclosure of Department of the Navy Military Information to Foreign Governments and International Organizations
5510.36	SECNAV	Department of Navy (DON) Information Security Program (ISP) Regulation
5720.44A	SECNAV	Department of the Navy Public Affairs Policy and Regulations
5750.12G (NOTAL)	OPNAV	Command <b>Histories</b>
5800.7 (NOTAL)	JAG	Manual of the Judge Advocate General
5820.7B	SECNAV	Cooperation with Civilian Law Enforcement Officials
<b>6055.1 of 19 Aug 98 (NOTAL)</b>	<b>DODI</b>	<b>DOD Safety and Occupational Health (SOH) Program</b>
6110.1F	OPNAV	Physical Readiness Program
6320.24A	SECNAV	Mental Health Evaluation of Members of the Armed Forces
6410.5A	BUMED	Medical Monitoring of Flight personnel in Locations Where Officers with Aviation Medicine Training Are Not Available
7220.29 (NOTAL)	BUPERS	Aviation Career Incentive Pay
13034.1	NAVAIR	Flight Clearance Policy for Manned Air Vehicles
00-80T-114	NAVAIR	Air Traffic Control Facilities Manual

## APPENDIX D

# Total Mission Requirement (TMR) Codes

### D.1 NAVAL AIRCRAFT/SIMULATOR FLIGHT CLASSIFICATION SYSTEM

**D.1.1 Primary Source.** The TMR codes set forth in this appendix supersede the flight purpose codes (FPCs) of previous editions. TMR codes cover a full range of flight operations from training (including simulators) to combat. The TMR code is developed from a three-character code matrix with the first character representing the flight purpose, the second character representing the general purpose, and the third character representing the specific purpose. The definition of assigned TMR codes is outlined below. This instruction is the primary source of TMR codes and all personnel using these codes shall be made aware of the existence of this source. The naval aircraft flight record, OPNAV 3710/4, provides space to document as many as three missions and their associated times for one flight.

**D.1.2 Deviation.** No variations from the classifications specified herein are to be made without CNO (N78F) approval.

### D.2 APPLICABILITY OF THE TOTAL MISSION REQUIREMENT CODES

TMR codes apply to all flight personnel, aircraft, and approved simulators. They should reflect the primary purpose for the flight regardless of varying purposes particular individuals have for being aboard.

### D.3 CLASSIFICATION OF TOTAL MISSION REQUIREMENT CODES

**D.3.1 Purpose of Flight.** The purpose of flight by naval aviators/naval aircraft or approved simulators shall be described by a three-character code in the following sequence:

a. The first position of the TMR is the FPC and denotes the type of operation.

(1) Training Flights conducted for the purpose of training (both individual and as a crew) to maintain or improve the readiness of the activity to perform its assigned mission.

(2) Support Services. Flights conducted in support of an assigned mission including tests, logistics, search and rescue, troop transports, etc., either independently or as part of a squadron function.

(3) Operations. Navy flights conducted in support of operational tasking not specifically designated as contingency operations.

(4) FMF Operations. Marine flights conducted as part of an exercise while deployed with a battle group or task force.

(5) Contingency Flights. Flights conducted in support of contingency operations as delineated by the type commander.

(6) Combat Flights. Combat flights shall be used only for aircraft and by units specifically designated by competent authority as being in combat status. This rule shall be strictly followed even though a combatant incident did occur or was likely to occur on the flight (i.e., fired upon by unfriendly forces, search for or detection of unfriendly submarine, flight over or near areas where it is prudent to anticipate hostile action against the aircraft, etc.).

(7) Exercise Flights. Flights conducted as part of an authorized fleet exercise as designated by the battle group or type commander.

b. The second position of the TMR is the GPC and denotes the general purpose of the flight.

GPCs N and O will be used to document aborts and/or cancellations and may be used with FPCs 1 through 7.

- (1) FPC 1 only GPCs of A through I, P, or R can be used.
- (2) FPC 2 must be used with GPCs of J through R.
- (3) FPCs 3 through 7 must be used with GPCs S through Z.

c. The third position of the TMR is the specific purpose code (SPC) and denotes the specific purpose of the flight.

#### **D.4 GENERAL/SPECIFIC PURPOSE OF FLIGHT CODE COMBINATIONS A THROUGH I (TRAINING FLIGHTS)**

**D.4.1 General Purpose Codes.** GPCs for training flights (A through I) are used as follows:

- a. Use code A if the flight is for training, exercises, or simulated operations conducted by a fleet/ Fleet Marine Force (FMF)/air reserve squadron or unit (nontraining command) to which the pilot is attached when such flight maintains or advances the ability of the squadron or unit to perform the mission for which organized. May be used for flights by training command personnel that do not properly fall under codes C through I.
- b. Use code B if flight is for syllabus training of a designated naval aviator undergoing formal instructor training (IUT).
- c. Use code C within air commands for pilots assigned thereto when locally imposed requirements for a particular kind of flying are necessary to prepare for satisfactory performance within the command.

#### **Note**

When a pilot flies with a squadron or other unit whose primary mission is carried out by the flight of aircraft, he/she may consider himself/herself an integral

part of that unit. If he/she makes a flight that maintains or advances the ability or readiness of the unit to perform its assigned mission, the purpose of the flight is unit training (code A), and the effect on individual proficiency is irrelevant.

d. Use code D, E, F, or G for flights by Navy and Marine Corps aircrew attached to units of CNA-TRA (excluding reserves) and Fleet Replacement Squadrons as required or provided by training command training syllabus.

(1) Use code D if flight is for syllabus training of a student naval aviator undergoing formal training to become a designated naval aviator.

(2) Use code E if flight is for syllabus training of a designated naval aviator undergoing formal refresher training.

(3) Use code F if flight is for syllabus training of a designated naval aviator when the purpose of the flight does not support a formal training syllabus (i.e., standardization evaluations, instrument checks, or attaining minimum annual flying requirements).

(4) Use code G if flight is for special training (including crew training) for completion of a nonpilot training syllabus (i.e., NFO, AI, midshipmen, student flight surgeon training).

e. Use code H or I for training of nonnaval personnel.

(1) Use code H if flight is for the purpose of training, familiarization, or proficiency of personnel of other services of the United States (i.e., Air Force, Army, Coast Guard).

(2) Use code I if flight is for the purpose of training, familiarization, or proficiency of personnel of foreign countries.

**D.4.2 Specific Purpose Codes.** SPCs to be used with GPCs A through I are listed below. Codes A through I must always be followed by one of the number codes listed below, selecting the code denoting the primary type of training (if syllabus flight, the most advanced requirement being met; if nonsyl-



labus flight, that on which most effort was spent). In any case, the character following codes A through I shall always refer to the following list:

- 1 - Fundamentals - Familiarization, aerobatics, formation, cross-country, navigation, etc.
- 2 - Instrument - General instrument or all-weather, when principal objective of flight.
- 3 - Field carrier landing practice.
- 4 - Carrier qualification.
- 5 - Transition Jet, VP, VR, helicopter, etc.
- 6 - Air combat intercept, fighter escort, air-to-air gunnery, etc.
- 7 - Attack - Surface targets; bomb, rocket, torpedo, etc.; non-USW.
- 8 - Antisubmarine - Patrol, search, escort, attack, minelaying, etc.
- 9 - Special equipment - AEW, ECM, AMCM, photo, etc.
- 0 - Unsatisfactory syllabus.

## **D.5 GENERAL/SPECIFIC PURPOSE OF FLIGHT CODE COMBINATIONS J THROUGH R (SERVICE FLIGHTS)**

### **D.5.1 SPCs To Be Used With GPCs J and K for Service Flights**

J1 - Those ferry flights funded from the fleet ferry fund managed by the respective TYCOM. Reporting custodians shall ascertain from the controlling custodian under what circumstances the flight categories apply.

J2 - Those ferry flights funded from other sources (i.e., unit operating budgets, allotments, etc.).

K1 - Those functional checkflights funded from the fleet ferry fund managed by the respective TYCOM. Reporting custodians shall

ascertain from the controlling custodian under what circumstances the flight categories apply.

K2 - Those functional checkflights funded from other sources (i.e., unit operating budgets, allotments, etc.).

K3 - Functional checkflight observer.

K4 - Bogey in support of other aircraft.

K5 - Bogey in support of ground units.

K6 - Bogey in support of ship operations.

K7 - Flying qualities or performance evaluation of aircraft.

K8 - Accelerated service test or propulsion system evaluation.

K9 - Navigation, weapons, or electronic warfare evaluation.

K0 - Carrier suitability or dynamic interface evaluation.

### **D.5.2 GPCs L, M, N, and O for Service Flights**

a. Code L (Experimental/Evaluation) Experimental, developmental, or evaluation flights of aircraft, its equipment, or an individual (i.e., NATOPS check).

L1 - Operational test and evaluation (OT&E).

L2 - Operational readiness inspection (ORI).

L3 - Instrument check.

L4 - NATOPS check.

L5 - Instructor standardization, test pilot training, or qualification evaluation.

L6 - Special weapons evaluation.

L7 - Ordnance separation, conventional, or nuclear weapon evaluation.

L8 - Drone support or target towing.

L9 - Aircraft or survival system evaluation.

L0 - Project support or other.

b. Code M (Logistics Support) Use code M if flight is for the purpose of logistics support as follows:

M1 - MAG/CVW commitment: A logistics flight in support of the MAG/CVW.

M2 - MAW/functional/typewing commitment: A logistics flight scheduled for support of the wing.

M3 - NAS/MCAS commitment: A logistics flight in support of the air station.

M4 - FMF/CINC commitment: Flights flown in support of FMF/CINC units.

M5 - CMC/CNO commitment: Flights flown in support of CMC/CNO schools or units.

M6 - TYCOM/division commitment: Flights flown in support of the type commander or of a Marine division.

c. Code N (Maintenance) Use code N to document aborts or cancellations for maintenance reasons.

N1 - Engine or fuel system.

N2 - Hydraulics, flight controls, or airframe.

N3 - Avionics, communication.

N4 - Avionics, NAVAID.

N5 - Avionics, radar/systems.

N6 - Avionics, electronics/instruments.

N7 - Ordnance system.

N8 - Wingman's aircraft down.

N9 - Support equipment.

N0 - Safety of flight (initiated by higher authority, usually by message).

d. Code O (Operations) Use code O to document aborts or cancellations initiated by operations.

O1 - Weather.

O2 - Mission canceled by higher authority.

O3 - Mission canceled by supported or requesting unit.

O4 - Targets or range not available.

O5 - Required airfield services or navigational facilities not available (tacan, carrier, mirror, etc.).

O6 - Controlled airspace not available.

O7 - Required crewman incapacitated/ unavailable.

O8 - Aircraft accident.

O9 - Mission canceled by projects.

**D.5.3 SPCs Used With GPC P.** SPCs to be used with GPC P for all search and/or rescue (includes any flight, scheduled or unscheduled, in support of a search and/or rescue effort) or medical evacuation (includes any flight, scheduled or unscheduled, providing evacuation or other transport of hospitalized and/or medically stabilized personnel) flights are listed as follows:

P1 - Search and/or rescue flight conducted over water in support of military personnel.

P2 - Search and/or rescue flight conducted over land in support of military personnel.

P3 - Search and/or rescue flight conducted over water in support of non-DOD personnel.

P4 - Search and/or rescue flight conducted over land in support of non-DOD personnel.

P5 - Medical evacuation flown in support of military personnel.

P6 - Medical evacuation flown in support of non-DOD personnel.

P7 - Search and/or rescue flight into, out of, or over an area where enemy fire is received or can reasonably be expected.

P8 - Search and/or rescue flight into, out of, or over an area over water where enemy fire is received or can reasonably be expected.

P9 - Search and/or rescue flight into, out of, or over an area over land where enemy fire is received or can reasonably be expected.

P0 - Search and/or rescue training.

**D.5.4 SPCs Used With GPC Q.** SPCs to be used with GPC Q for miscellaneous nontraining service flights are listed as follows:

Q1 - Aerological (including combat weather reconnaissance).

Q2 - Noncombat patrol or search (other than survivor search, rescue, weather).

Q3 - Noncombat photography or radar mapping.

Q4 - Air shows and demonstrations not classified as tactical exercises.

Q5 - Noncombat, nontraining flights not elsewhere classified.

Q6 - Noncombat, nontraining air refueling flights.

Q7 - AEW flights (carrier-based or land-based) in support of either fleet tactical exercises or fleet operations.

Q8 - Pathfinder flights.

Q9 - Drug interdiction flights.

**D.5.5 SPCs Used With GPC R.** SPCs to be used with GPC R for transport/troop support are as follows:

a. Logistics transport flights include transportation of military or civilian personnel (other than at points of contact with enemy or in training exer-

cises) as incident to change in location of duty or civil employment or to the transfer of entire units as well as transport of cargo or mail (including guard mail with or without couriers) for other than troop support purposes. If the flight is required for any of the foregoing uses, it is a logistics transport flight even if it also served an administrative transport purpose.

R1 - Regularly scheduled flight for the purpose of transporting cargo, personnel (except hospitalized patients), or mail, as set forth above, whether anything was transported or not.

R2 - Special flight, not regularly scheduled, to transport cargo, personnel (except hospitalized patients), or mail, as set forth above.

b. Administrative transport flights include transportation of military or civilian personnel for inspection, conference, instruction, or other official business involving no PCS, and for other authorized purposes of a similar nature, whether or not under travel or temporary duty orders.

R3 - Special flight, not regularly scheduled, to provide administrative transport for the pilot or other persons aboard, and that would not be made were it not for the administrative purpose alone.

c. Troop support flights include transportation of troops and other personnel (including battle casualties) to or from points of contact with enemy as well as rescue of personnel or transport of liaison personnel to or from engaged units. Transport of cargo under equivalent circumstances also falls in this specific purpose category.

R4 - Troop lift into, out of, or over an area where enemy fire is received or can reasonably be expected.

R5 - Liaison flight into, out of, or over an area where enemy fire is received or can reasonably be expected.

R6 - Logistics flight into, out of, or over an area where enemy fire is received or can reasonably be expected.

**D.6 GENERAL/SPECIFIC PURPOSE OF  
FLIGHT CODE COMBINATIONS S  
THROUGH Z (COMBAT FLIGHTS)**

a. GPCs S through Z will be used with FPCs 3 through 7 (noted in paragraph D.3). When in combat status, FPC 6 will be used with GPCs S through Z and will be the only TMR code entered for the flight.

b. SPCs to be used with GPC S for attacks on ground or surface targets designated by air support control:

S1 - Targets assigned before takeoff.

S2 - Targets assigned after takeoff.

S3 - Provision of illumination for attack of targets.

S9 - Escort or cover for above (VF or VFA not assigned to attack).

c. SPCs to be used with GPC T for attacks on ground or surface targets (excluding submarine and aircraft) not designated by air support control:

T1 - Targets assigned before takeoff.

T2 - Targets of opportunity: armed reconnaissance.

T3 - Provision of illumination for attack of targets.

T4 - Flak suppression.

T5 - Surface-to-air missile suppression.

T6 - Minelaying (all types).

T7 - Aerial refueling tanker supporting combat operations.

T8 - ECM support for attack operations against ground or surface targets.

T9 - Escort to cover for above (VF or VFA not assigned to attack).

d. SPCs to be used with GPC U for anti-air warfare offensive missions (primary objective aircraft; any other target secondary):

U1 - Fighter sweeps, intruder missions, night airfield heckling.

U2 - Combat air patrol over enemy airfields or other targets.

U3 - Offensive diversion and deception missions (other than attack sweep or intruder).

U4 - ECM support for attack operations against aircraft targets.

U5 - AMCM mine neutralization/mine sweep.

U8 - Escort or cover of Air Force bombers.

U9 - Escort or cover of transport aircraft.

e. SPCs to be used with GPC V for reconnaissance missions (except armed reconnaissance and USW search):

V1 - Photographic reconnaissance.

V2 - Radar and ECM reconnaissance, radar mapping, etc.

V3 - Gunfire spotting, air support controller, and other visual reconnaissance of enemy areas. Exclude weather (Q1) and survivor search (P).

V4 - AMCM mine search/mine hunting.

V9 - Escort or cover for reconnaissance aircraft.

f. SPCs to be used with GPC W for air defense of own air base (carrier force or land base) from which aircraft departs:

W1 - AEW or airborne CIC and its escort or cover.

W2 - Combat air patrol, local or advanced.

W7 - Intercept (scramble).

g. SPCs to be used with GPC X for air defense of other forces or bases:

X1 - AEW or airborne CIC and its escort or cover.

X2 - Special combat air patrol to protect radar picket or aircraft.

X7 - Intercept (scramble).

h. SPCs to be used with GPC Y for offensive ASW missions:

Y1 - Routine sector or area search.

Y2 - Barrier patrol.

Y3 - Offensive search.

Y4 - Holddown of located submarine.

Y5 - Attack on located submarine.

Y6 - Locate and attack submarine.

Y9 - Attack submarine facilities (including operational bases, shipyard, or other logistical facilities, etc.).

i. SPCs to be used with GPC Z for defensive ASW missions:

Z1 - Protection of own force underway (by aircraft based on ships of same force).

Z2 - Escort of vessels not in own force (by ship-based or land-based aircraft).

Z4 - Defensive patrol of harbor or other limited area.

**Note**

Generally, the distinction between offensive ASW (Y codes) and defensive ASW (Z codes) is the primary mission of the force involved. If it is not primarily an ASW force, the ASW conducted to protect itself from attack by submarine is defensive ASW. But if it is primarily an ASW force (primary mission is ASW),

all the ASW it conducts is offensive, including ASW conducted to protect itself.

**D.7 CURRENTLY ASSIGNED TOTAL MISSION REQUIREMENT CODES**

The currently assigned TMR codes are listed below with the description that will be displayed on the NAVFLIRS monthly reports.

TMR CODE	DESCRIPTION
1A1	TRNG SYL/EXC F/FN
1A2	TRNG SYL/EXC INST
1A3	TRNG SYL/EXC FCLP/CAL
1A4	TRNG SYL/EXC CQ
1A5	TRNG SYL/EXC TRANS
1A6	TRNG SYL/EXC AIR CMBT
1A7	TRNG SYL/EXC ATCK
1A8	TRNG SYL/EXC ASW
1A9	TRNG SYL/EXC SP EQUIP
1A0	TRNG SYL/EXC UNSAT FLT
1B1	TRNG IUT F/FN
1B2	TRNG IUT INST
1B3	TRNG IUT FCLP/CAL
1B4	TRNG IUT CQ
1B5	TRNG IUT TRANS
1B6	TRNG IUT AIR CMBT
1B7	TRNG IUT ATCK
1B8	TRNG IUT ASW
1B9	TRNG IUT SP EQUIP
1B0	TRNG IUT UNSAT FLT
1C1	TRNG NAV F/FN
1C2	TRNG NAV INST
1C3	TRNG NAV FCLP/CAL
1C4	TRNG NAV CQ
1C5	TRNG NAV TRANS
1C6	TRNG NAV AIR CMBT
1C7	TRNG NAV ATCK
1C8	TRNG NAV ASW
1C9	TRNG NAV SP EQUIP
1C0	TRNG NAV UNSAT FLT
1D1	TRNG STU/AV F/FN
1D2	TRNG STU/AV INST
1D3	TRNG STU/AV FCLP/CAL
1D4	TRNG STU/AV CQ
1D5	TRNG STU/AV TRANS
1D6	TRNG STU/AV AIR CMBT
1D7	TRNG STU/AV ATCK
1D8	TRNG STU/AV ASW

**OPNAVINST 3710.7S**  
**15 NOVEMBER 2001**

<b>TMR CODE</b>	<b>DESCRIPTION</b>
1D9	TRNG STU/AV SP EQUIP
1D0	TRNG STU/AV UNSAT FLT
1E1	TRNG NAV REF SYL F/F/N
1E2	TRNG NAV REF SYL INST
1E3	TRNG NAV REF SYL FCLP/CAL
1E4	TRNG NAV REF SYL CQ
1E5	TRNG NAV REF SYL TRANS
1E6	TRNG NAV REF SYL AIR CMBT
1E7	TRNG NAV REF SYL ATCK
1E8	TRNG NAV REF SYL ASW
1E9	TRNG NAV REF SYL SP EQUIP
1E0	TRNG NAV REF SYL UNSAT FLT
1F1	TRNG NAV N-SYL F/F/N
1F2	TRNG NAV N-SYL INST
1F3	TRNG NAV N-SYL FCLP/CAL
1F4	TRNG NAV N-SYL CQ
1F5	TRNG NAV N-SYL TRANS
1F6	TRNG NAV N-SYL AIR CMBT
1F7	TRNG NAV N-SYL ATCK
1F8	TRNG NAV N-SYL ASW
1F9	TRNG NAV N-SYL SP EQUIP
1F0	TRNG NAV N-SYL UNSAT FLT
1G1	TRNG NFO N-SYL F/F/N
1G2	TRNG NFO N-SYL INST
1G3	TRNG NFO N-SYL FCLP/CAL
1G4	TRNG NFO N-SYL CQ
1G5	TRNG NFO N-SYL TRANS
1G6	TRNG NFO N-SYL AIR CMBT
1G7	TRNG NFO N-SYL ATCK
1G8	TRNG NFO N-SYL ASW

<b>TMR CODE</b>	<b>DESCRIPTION</b>
1G9	TRNG NFO N-SYL SP EQUIP
1G0	TRNG NFO N-SYL UNSAT FLT
1H1	TRNG OT US MIL F/F/N
1H2	TRNG OT US MIL INST
1H3	TRNG OT US MIL FCLP/CAL
1H4	TRNG OT US MIL CQ
1H5	TRNG OT US MIL TRANS
1H6	TRNG OT US MIL AIR CMBT
1H7	TRNG OT US MIL ATCK
1H8	TRNG OT US MIL ASW
1H9	TRNG OT US MIL SP EQUIP
1H0	TRNG OT US MIL UNSAT FLT
1I1	TRNG FRGN F/F/N
1I2	TRNG FRGN INST
1I3	TRNG FRGN FCLP/CAL
1I4	TRNG FRGN CQ
1I5	TRNG FRGN TRANS
1I6	TRNG FRGN AIR CMBT
1I7	TRNG FRGN ATCK
1I8	TRNG FRGN ASW
1I9	TRNG FRGN SP EQUIP
1I0	TRNG FRGN UNSAT FLT
1N1	TRNG C/A MAINT ENG/FUEL
1N2	TRNG C/A MAINT HYD/FRAME
1N3	TRNG C/A MAINT RADIOS
1N4	TRNG C/A MAINT NAVAID
1N5	TRNG C/A MAINT RAD/SYS
1N6	TRNG C/A MAINT ELEC/INST
1N7	TRNG C/A MAINT ORDNANCE
1N8	TRNG C/A MAINT WGMAN DOWN
1N9	TRNG C/A MAINT SUPT EQUIP
1N0	TRNG C/A MAINT SAFETY

TMR CODE	DESCRIPTION
1O1	TRNG C/A OPS WEATHER
1O2	TRNG C/A OPS HIGHER AUTH
1O3	TRNG C/A OPS SUPT UNIT
1O4	TRNG C/A OPS NO TGT
1O5	TRNG C/A OPS FAC DOWN
1O6	TRNG C/A OPS AIR SPACE
1O7	TRNG C/A OPS NO CREW
1O8	TRNG C/A OPS ACCIDENT
1P1	TRNG SAR/WATER MIL SUPT
1P2	TRNG SAR/LAND MIL SUPT
1P3	TRNG SAR/WATER N-DOD
1P4	TRNG SAR/LAND N-DOD
1P5	TRNG SAR/MEDEVAC MIL SUPT
1P6	TRNG SAR/MEDEVAC N-DOD
1P7	TRNG SAR/MEDEVAC LAND CMBT
1P8	TRNG SAR/WATER CMBT
1P9	TRNG SAR/LAND CMBT
1P0	TRNG SAR
1R4	TRNG TRANS TRP IN/OUT CMBT
1R5	TRNG TRANS LSN IN/OUT CMBT
1R6	TRNG TRANS LOG IN/OUT CMBT
2J1	SUPT FERRY FLEET FUND
2J2	SUPT FERRY SQDN FUND
2K1	SUPT TEST FLEET FUND
2K2	SUPT TEST SQDN FUND
2K3	SUPT TEST OBS/CHASE TGT
2K4	SUPT BOGEY FOR OT ACFT
2K5	SUPT BOGEY FOR GND UNIT
2K6	SUPT BOGEY FOR SHIP OPS
2K7	SUPT FLY QUAL/PERF EVAL
2K8	SUPT ACCEL SERV/PROP EVAL
2K9	SUPT NAV/WEAP/EW EVAL
2K0	SUPT CARR SUIT/DYN EVAL
2L1	SUPT EXPM/EVAL OT&E
2L2	SUPT EXPM/EVAL ORI

TMR CODE	DESCRIPTION
2L3	SUPT EXPM/EVAL INST CHECK
2L4	SUPT EXPM/EVAL NATOPS
2L5	SUPT EXPM/EVAL STANDARD
2L6	SUPT EXPM/EVAL SP WEAP- ONS
2L7	SUPT ORD/CONV/NUC EVAL
2L8	SUPT DRONE/TGT TOW
2L9	SUPT ACFT/SURV SYS EVAL
2L0	SUPT PROJECT/OTHER
2M1	LOG SUPT MAG/CAG
2M2	LOG SUPT MAW/FUNCT WING
2M3	LOG SUPT NAS/MCAS
2M4	LOG SUPT FMF/CINC
2M5	LOG SUPT CMC/CNO
2M6	LOG SUPT TYCOM/MARDIV
2N1	SUPT C/A MAINT ENG/FUEL
2N2	SUPT C/A MAINT HYD/FRAME
2N3	SUPT C/A MAINT RADIOS
2N4	SUPT C/A MAINT NAV AID
2N5	SUPT C/A MAINT RAD/SYS
2N6	SUPT C/A MAINT ELEC/INST
2N7	SUPT C/A MAINT ORDNANCE
2N8	SUPT C/A MAINT WGMAN DOWN
2N9	SUPT C/A MAINT SUPT EQUIP
2N0	SUPT C/A MAINT SAFETY
2O1	SUPT C/A OPS WEATHER
2O2	SUPT C/A OPS HIGHER AUTH
2O3	SUPT C/A OPS SUPT UNIT
2O4	SUPT C/A OPS NO TGT
2O5	SUPT C/A OPS FAC DOWN
2O6	SUPT C/A OPS AIR SPACE
2O7	SUPT C/A OPS NO CREW
2O8	SUPT C/A OPS ACCIDENT



**OPNAVINST 3710.7S**  
**15 NOVEMBER 2001**

<b>TMR CODE</b>	<b>DESCRIPTION</b>
2O9	SUPT C/A OPS PROJECTS
2P1	SUPT SAR/WATER MIL SUPT
2P2	SUPT SAR/LAND MIL SUPT
2P3	SUPT SAR/WATER N-DOD
2P4	SUPT SAR/LAND N-DOD
2P5	SUPT SAR/MEDEVAC MIL SUPT
2P6	SUPT SAR/MEDEVAC N-DOD
2P7	SUPT SAR/MEDEVAC LAND CMBT
2P8	SUPT SAR/WATER CMBT
2P9	SUPT SAR/LAND CMBT
2P0	SUPT SAR TRNG
2Q1	SUPT MISC AEROLOGICAL
2Q2	SUPT MISC N-CMBT PAT
2Q3	SUPT MISC N-CMBT PH/RD MAP
2Q4	SUPT MISC AIR SHOW/DEMO
2Q5	SUPT MISC N-CMBT/TRNG
2Q6	SUPT MISC N-CMBT REFUEL
2Q7	SUPT MISC AEW TACT OPS
2Q8	SUPT MISC PATHFINDER
2Q9	SUPT MISC DRUG RUN
2R1	SUPT TRANS TRP SCH
2R2	SUPT TRANS TRP N-SCH
2R3	SUPT TRANS TRP N-SCH ADMIN
2R4	SUPT TRANS TRP IN/OUT CMBT
2R5	SUPT TRANS LSN IN/OUT CMBT
2R6	SUPT TRANS LOG IN/OUT CMBT
3N1	BGO C/A MAINT ENG/FUEL
3N2	BGO C/A MAINT HYD/FRAME
3N3	BGO C/A MAINT RADIOS
3N4	BGO C/A MAINT NAV AID
3N5	BGO C/A MAINT RAD/SYS
3N6	BGO C/A MAINT ELEC/INST

<b>TMR CODE</b>	<b>DESCRIPTION</b>
3N7	BGO C/A MAINT ORDNANCE
3N8	BGO C/A MAINT WGMAN DOWN
3N9	BGO C/A MAINT SUPT EQUIP
3N0	BGO C/A MAINT SAFETY
3O1	BGO C/A OPS WEATHER
3O2	BGO C/A OPS HIGHER AUTH
3O3	BGO C/A OPS SUPT UNIT
3O4	BGO C/A OPS NO TGT
3O5	BGO C/A OPS FAC DOWN
3O6	BGO C/A OPS AIR SPACE
3O7	BGO C/A OPS NO CREW
3O8	BGO C/A OPS ACCIDENT
3S1	BGO DES GND ATCK BEF T/O
3S2	BGO DES GND ATCK AFT T/O
3S3	BGO DES ILLUM TGT
3S9	BGO DES ESC/COV NO ATCK
3T1	BGO N-DES GND ATCK BEF T/O
3T2	BGO N-DES TGT OPP RECON
3T3	BGO N-DES ILLUM TGT
3T4	BGO N-DES FLACK SUPPRESS
3T5	BGO N-DES MISSILE SUPPRESS
3T6	BGO N-DES MINELAYING
3T7	BGO N-DES REFUEL CMBT OPS
3T8	BGO N-DES ECM SUPT GND TGT
3T9	BGO N-DES ESC/COV NO ATCK
3U1	BGO AWO FIGHTER SWEEPS
3U2	BGO AWO CMBT AIR PAT
3U3	BGO AWO DEF DIVER/DECEPT
3U4	BGO AWO ECM SUPT FROM ACFT
3U5	BGO AWO AMCM NEUT/SWEEP
3U8	BGO AWO ESC USAF BOMBERS
3U9	BGO AWO ESC/COV TRANS

TMR CODE	DESCRIPTION
3V1	BGO RECON PHOTO
3V2	BGO RECON RAD/ECM
3V3	BGO RECON GUNFIRE SPOT
3V4	BGO RECON AMCM SEARCH
3V9	BGO RECON ESC/COV ACFT
3W1	BGO DEF HOME AEW/CIC
3W2	BGO DEF HOME CMBTAIR CONT
3W7	BGO DEF HOME INTERCEPTT
3X1	BGO DEF OT AEW/CIC
3X2	BGO DEF OT PROT RAD ACFT
3X7	BGO DEF OT INTERCEPTT
3Y1	BGO OFF ASW ROUTE SEARCH
3Y2	BGO OFF ASW BARRIER PAT
3Y3	BGO OFF ASW OFF SEARCH
3Y4	BGO OFF ASW HOLDDOWN SUB
3Y5	BGO OFF ASW ATCK SUB
3Y6	BGO OFF ASW LOC/ATCK SUB
3Y9	BGO OFF ASW ATCK SUB FAC
3Z1	BGO DEF ASW PROT FORCE
3Z2	BGO DEF ASW ESC SHIPS
3Z4	BGO DEF ASW DEF HARBOR
4N1	FMF C/A MAINT ENG/FUEL
4N2	FMF C/A MAINT HYD/FRAME
4N3	FMF C/A MAINT RADIOS
4N4	FMF C/A MAINT NAV AID
4N5	FMF C/A MAINT RAD/SYS
4N6	FMF C/A MAINT ELEC/INST
4N7	FMF C/A MAINT ORDNANCE
4N8	FMF C/A MAINT WGMAN DOWN
4N9	FMF C/A MAINT SUPT EQUIP
4N0	FMF C/A MAINT SAFETY
4O1	FMF C/A OPS WEATHER
4O2	FMF C/A OPS HIGHER AUTH

TMR CODE	DESCRIPTION
4O3	FMF C/A OPS SUPT UNIT
4O4	FMF C/A OPS NO TGT
4O5	FMF C/A OPS FAC DOWN
4O6	FMF C/A OPS AIR SPACE
4O7	FMF C/A OPS NO CREW
4O8	FMF C/A OPS ACCIDENT
4S1	FMF DES GND ATCK BEF T/O
4S2	FMF DES GND ATCK AFT T/O
4S3	FMF DES ILLUM TGT
4S9	FMF DES ESC/COV NO ATCK
4T1	FMF N-DES GND ATCK BEF T/O
4T2	FMF N-DES TGT OPP RECON
4T3	FMF N-DES ILLUM TGT
4T4	FMF N-DES FLACK SUPPRESS
4T5	FMF N-DES MISSILE SUPPRESS
4T6	FMF N-DES MINELAYING
4T7	FMF N-DES REFUEL CMBT OPS
4T8	FMF N-DES ECM SUPT TGT
4T9	FMF N-DES ESC/COV NO ATCK
4U1	FMF AWO FIGHTER SWEEPS
4U2	FMF AWO CMBT AIR PAT
4U3	FMF AWO DEF DIVER/DECEPT
4U4	FMF AWO ECM SUPT FROM ACFT
4U5	FMF AWO AMCM NEUT/SWEEP
4U8	FMF AWO ESC USAF BOMBERS
4U9	FMF AWO ESC/COV TRANS
4V1	FMF RECON PHOTO
4V2	FMF RECON RAD/ECM
4V3	FMF RECON GUNFIRE SPOT
4V4	FMF RECON AMCM SEARCH
4V9	FMF RECON ESC/COV
4W1	FMF DEF HOME AEW/CIC
4W2	FMF DEF HOME CMBT AIR CONT

**OPNAVINST 3710.7S**  
**15 NOVEMBER 2001**

<b>TMR CODE</b>	<b>DESCRIPTION</b>
4W7	FMF DEF HOME INTERCEPTT
4X1	FMF DEF OT AEW/CIC
4X2	FMF DEF OT PROT RAD ACFT
4X7	FMF DEF OT INTERCEPT
4Y1	FMF OFF ASW ROUT SEARCH
4Y2	FMF OFF ASW BARRIER PAT
4Y3	FMF OFF ASW OFF SEARCH
4Y4	FMF OFF ASW HOLD DOWN SUB
4Y5	FMF OFF ASW ATCK SUB
4Y6	FMF OFF ASW LOC/ATCK SUB
4Y9	FMF OFF ASW ATCK SUB FAC
4Z1	FMF DEF ASW PROT FORCE
4Z2	FMF DEF ASW ESC SHIPS
4Z4	FMF DEF ASW DEF HARBOR
5N1	CONT C/A MAINT ENG/FUEL
5N2	CONT C/A MAINT HYD/FRAME
5N3	CONT C/A MAINT RADIOS
5N4	CONT C/A MAINT NAVAID
5N5	CONT C/A MAINT RAD/SYS
5N6	CONT C/A MAINT ELEC/INST
5N7	CONT C/A MAINT ORDNANCE
5N8	CONT C/A MAINT WGMAN DOWN
5N9	CONT C/A MAINT SUPT EQUIP
5N0	CONT C/A MAINT SAFETY
5O1	CONT C/A OPS WEATHER
5O2	CONT C/A OPS HIGHER AUTH
5O3	CONT C/A OPS SUPT UNIT
5O4	CONT C/A OPS NO TGT
5O5	CONT C/A OPS FAC DOWN
5O6	CONT C/A OPS AIR SPACE
5O7	CONT C/A OPS NO CREW
5O8	CONT C/A OPS ACCIDENT
5S1	CONT DES GND ATCK BEF T/O

<b>TMR CODE</b>	<b>DESCRIPTION</b>
5S2	CONT DES GND ATCK AFT T/O
5S3	CONT DES ILLUM TGT
5S9	CONT DES ESC/COV NO ATC
5T1	CONT N-DES ATCK BEF T/O
5T2	CONT N-DES TGT OPP RECON
5T3	CONT N-DES ILLUM TGT
5T4	CONT N-DES FLACK SUPPRESS
5T5	CONT N-DES MISSILE SUPPRESS
5T6	CONT N-DES MINELAYING
5T7	CONT N-DES REFUEL CMBT OPS
5T8	CONT N-DES ECM SUPT TGT
5T9	CONT N-DES ESC/COV NO ATCK
5U1	CONT AWO FIGHTER SWEEPS
5U2	CONT AWO CMBT AIR PAT
5U3	CONT AWO DEF DIVER/DECEPT
5U4	CONT AWO ECM SUPT ACFT
5U5	CONT AWOAMCM NEUT/SWEEP
5U8	CONT AWO ESC USAF BOMBERS
5U9	CONT AWO ESC/COV TRANS
5V1	CONT RECON PHOTO
5V2	CONT RECON RAD/ECM
5V3	CONT RECON GUNFIRE SPOT
5V4	CONT RECON AMCM SEARCH
5V9	CONT RECON ESC/COV ACFT
5W1	CONT DEF HOME AEW/CIC
5W2	CONT DEF HOME CMBT AIR CON
5W7	CONT DEF HOME INTERCEPT
5X1	CONT DEF OT AEW/CIC
5X2	CONT DEF OT PROT RAD ACFT
5X7	CONT DEF OT INTERCEPT
5Y1	CONT OFF ASW ROUT SEARCH
5Y2	CONT OFF ASW BARRIER PAT
5Y3	CONT OFF ASW OFF SEARCH

TMR CODE	DESCRIPTION
5Y4	CONT OFF ASW HOLDDOWN SUB
5Y5	CONT OFF ASW ATTACK SUB
5Y6	CONT OFF ASW LOC/ATCK SUB
5Y9	CONT OFF ASW ATCK SUB FAC
5Z1	CONT DEF ASW PROT FORCE
5Z2	CONT DEF ASW ESC SHIPS
5Z4	CONT DEF ASW DEF HARBOR
6N1	CMBT C/A MAINT ENG/FUEL
6N2	CMBT C/A MAINT HYD/FRAME
6N3	CMBT C/A MAINT RADIOS
6N4	CMBT C/A MAINT NAV AID
6N5	CMBT C/A MAINT RAD/SYS
6N6	CMBT C/A MAINT ELEC/INST
6N7	CMBT C/A MAINT ORDNANCE
6N8	CMBT C/A MAINT WGMAN DOWN
6N9	CMBT C/A MAINT SUPT EQUIP
6N0	CMBT C/A MAINT SAFETY
6O1	CMBT C/A OPS WEATHER
6O2	CMBT C/A OPS HIGHER AUTH
6O3	CMBT C/A OPSSUPT UNIT
6O4	CMBT C/A OPS NO TGT
6O5	CMBT C/A OPS FAC DOWN
6O6	CMBT C/A OPS AIRSPACE
6O7	CMBT C/A OPS NO CREW
6O8	CMBT C/A OPS ACCIDENT
6S1	CMBT DES GND ATCK BEF T/O
6S2	CMBT DES GND ATCK AFT T/O
6S3	CMBT DES ILLUM TGT
6S9	CMBT DES ESC/COV NO ATCK
6T1	CMBT N-DES ATCK BEF T/O
6T2	CMBT N-DES TGT OPP RECON
6T3	CMBT N-DES ILLUM TGT

TMR CODE	DESCRIPTION
6T4	CMBT N-DES FLACK SUPPRESS
6T5	CMBT N-DES MISSILE SUPPRESS
6T7	CMBT N-DES REFUEL CMBT OPS
6T8	CMBT N-DES ECM SUPT TGT
6T9	CMBT N-DES ESC/COV NO ATCK
6U1	CMBT AWO FIGHTER SWEEPS
6U2	CMBT AWO AIR PAT
6U3	CMBT AWO DEF DIVER/DECEPT
6U4	CMBT AWO ECM SUPT
6U5	CMBT AWO AMCM NEUT/SWEEP
6U8	CMBT AWO ESC USAF BOMBERS
6U9	CMBT AWO ESC/COV TRANS
6V1	CMBT RECON PHOTO
6V2	CMBT RECON RAD/ECM
6V3	CMBT RECON GUNFIRE SPOT
6V4	CMBT RECON AMCM SEARCH
6V9	CMBT RECON ESC/COV ACFT
6W1	COMBT DEF HOME AEW/CIC
6W2	CMBT DEF HOME CMBT AIR CON
6W7	CMBT DEF HOME INTERCEPT
6X1	CMBT DEF OT AEW/CIC
6X2	CMBT DEF OT PROT RAD ACFT
6X7	CMBT DEF OT INTERCEPT
6Y1	CMBT OFF ASW ROUT SEARCH
6Y2	CMBT OFF ASW BARRIER PAT
6Y3	CMBT OFF ASW OFF SEARCH
6Y4	CMBT OFF ASW HOLD DOWN SUB DOWN SUB
6Y5	CMBT OFF ASW ATCK SUB
6Y6	CMBT OFF ASW LOC/ATCK SUB
6Y9	CMBT OFF ASW ATCK SUB FAC
6Z1	CMBT DEF ASW PROT FORCE
6Z2	CMBT DEF ASW ESC SHIPS

**OPNAVINST 3710.7S**  
**15 NOVEMBER 2001**

<b>TMR CODE</b>	<b>DESCRIPTION</b>
6Z4	CMBT DEF ASW DEF HARBOR
7N1	EXER C/A MAINT ENG/FUEL
7N2	EXER C/A MAINT HYD/FRAME
7N3	EXER C/A MAINT RADIOS
7N4	EXER C/A MAINT NAV AID
7N5	EXER C/A MAINT RAD/SYS
7N6	EXER C/A MAINT ELEC/INST
7N7	EXER C/A MAINT ORDNANCE
7N9	EXER C/A MAINT SUPT EQUIP
7N0	EXER C/A MAINT SAFETY
7O1	EXER C/A OPS WEATHER
7O2	EXER C/A OPS HIGHER AUTH
7O3	EXER C/A OPS SUPT UNIT
7O4	EXER C/A OPS NO TGT
7O5	EXER C/A OPS FAC DOWN
7O6	EXER C/A OPS AIR SPACE
7O7	EXER C/A OPS NO CREW
7O8	EXER C/A OPS ACCIDENT
7S1	EXER DES GND ATCK BEF T/O
7S2	EXER DES GND ATCK AFT T/O
7S3	EXER DES ILLUM TGT
7S9	EXER DES ESC/COV NO ATCK
7T1	EXER N-DES ATCK BEF T/O
7T2	EXER N-DES TGT OPP RECON
7T3	EXER N-DES ILLUM TGT
7T4	EXER N-DES FLACK SUPPRESS
7T5	EXER N-DES MISSILE SUPPRESS
7T6	EXER N-DES MINELAYING
7T7	EXER N-DES REFUEL CMBT OPS
7T8	EXER N-DES ECM SUPT TGT

<b>TMR CODE</b>	<b>DESCRIPTION</b>
7T9	EXER N-DES ESC/COV NO ATCK
7U1	EXER AWO FIGHTER SWEEPS
7U2	EXER AWO AIR PAT
7U3	EXER AWO DEF DIVER/DECEPT
7U4	EXER AWO ECM SUPT
7U5	EXER AWO AMCM NEUT/SWEEP
7U8	EXER AWO ESC USAF BOMBERS
7U9	EXER AWO ESC/COV TRANS
7V1	EXER RECON PHOTO
7V2	EXER RECON RAD/ECM
7V3	EXER RECON GUNFIRE SPOT
7V4	EXER RECON AMCM SEARCH
7V9	EXER RECON ESC/COV ACFT
7W1	EXER DEF HOME AEW/CIC
7W2	EXER DEF HOME CMBT AIR CON
7W7	EXER DEF HOME INTERCEPTT
7X2	EXER DEF OT PROT RAD ACFT
7X7	EXER DEF OT INTERCEPTT
7Y1	EXER OFF ASW ROUT SEARCH
7Y2	EXER OFF ASW BARRIER PAT
7Y3	EXER OFF ASW OFF SEARCH
7Y4	EXER OFF ASW HOLD DOWN SUB DOWN SUB
7Y5	EXER OFF ASW ATCK SUB
7Y6	EXER OFF ASW LOC/ATCK SUB
7Y9	EXER OFF ASW ATCK SUB FAC
7Z1	EXER DEF ASW PROT FORCE
7Z2	EXER DEF ASW ESC SHIPS
7Z4	EXER DEF ASW DEF HARBOR

## APPENDIX E

# Naval Aviation Survival Training Program (NASTP) Requirements

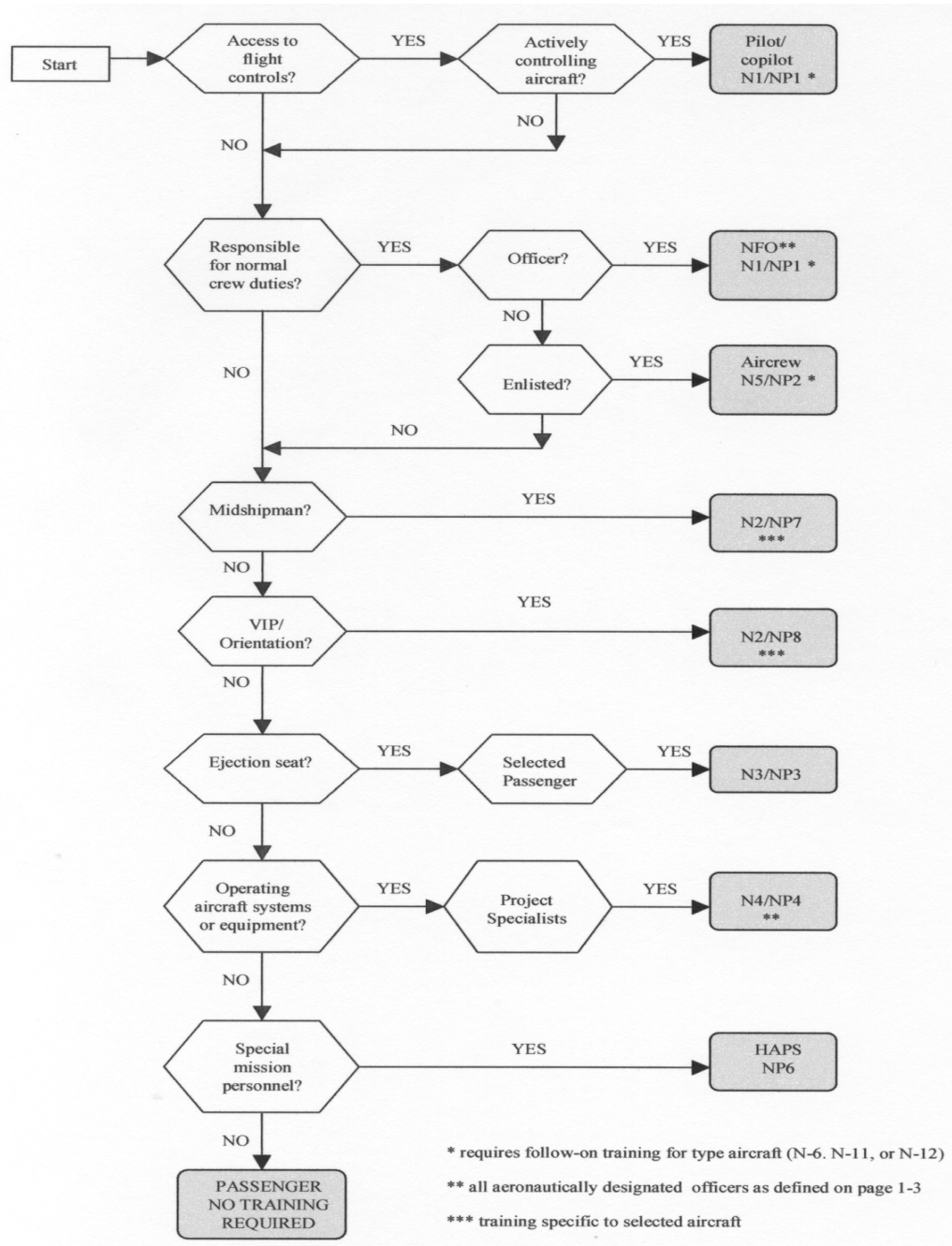


Figure E-1. Determination of NASTP Training Status for Personnel

COURSE	NASTP CURRICULA																								
	A	B	C	D	E	F	G	H	I	J	K	L	M	N	O	P	Q	R	S	T	U	V	W	X	Y
N1/NP1	X	X	X	X	X				X	X			X	X				X	X					6	X
N5/NP2	X	X	1	X	X				X	X			X	X					X						X
N2/NP7	X	X	1		X	X	X	X		X	X	X	X		X	X		X			2				
N2/NP8	X	X	1		X	X	X	X		X	X	X	X	3	3	3	3	X		3	2,3				
N3/NP3	X	X	X		X	X	X	X		X	X	X	X		X	X	X	X		X	X				X
N4/NP4	X	X	1		X	X	X	X		X	X	X	X		X	X		X							X
NP5	X						X															4			X
NP6	X	X	X	X																					X
N6	X					X	X	X			X	X			X	X	X	X		7	X				X
N7	X					X							X										X		X
N8	X									X	X	X	X					X	X	X					
N9	X					X	X						X	X											
N10	X					X	X						X										5		X
N11	X					X	X	X			X	X			X	X	X	X		7			5		X
N12	X					X	X	X			X	X	X					X		7			X		X
N13	X					X				X				X											
N14	X					X				X		X	X	X									X		X
R1/RP1	X	X	X	X	X		X	X	X	X	X	X	X	X	X	X	X	X		X	X				X
R2/RP2	X	X	X	X	X		X	X	X	X	X	X	X	X	X	X	X	X		X			5		X
R3/RP3	X	X		X	X		X	X	X	X	X	X	X	X				X		X			X		X
R4/RP4	X	X	X	X	X		X	X	X	X	X	X	X	X				X		X			5		X

**Notes:**

1. Not required for helicopter flight.
2. Required for personnel flying in ejection seat aircraft.
3. Device training upon request by flight approving authority.
4. Required for all aircrew flying AV-8, EA-6, F-5, F-14, F-16 and F/A-18 aircraft.
5. Required for all personnel authorized to carry the HEED/HABD.
6. Waiverable requirement for Navy personnel due to inoperative devices or inclement weather.
7. Live helicopter hoist requirement waiverable due to unavailability, inoperative devices or inclement weather.

Figure E-2. NASTP Training Requirements



## NASTP CURRICULA OUTLINE

A. **NASTP OVERVIEW.** Classroom presentation on the content and requirements of the Naval Aviation Survival Training Program. During this period, the students will complete student screening questionnaires and be briefed on the Drop on Request and Training Time Out policies as required for high- and moderate- risk training.

B. **AVIATION PHYSIOLOGY.** Classroom presentation on the effects of altitude on the human body. The principles of cardiovascular and respiratory physiology are emphasized. Presentation primarily covers hypoxia, hyperventilation, trapped gas, evolved gas (decompression sickness) and acceleration phenomena.

C. **LOW PRESSURE CHAMBER (LPC) BRIEF/FLIGHT.** Classroom and Laboratory presentation on the various oxygen systems, proper equipment use, a review of the LPC flight profile, and reinforcing the effects of altitude on the human body with the corrective action required. The training device evolution is a simulated altitude flight in the LPC. LPC Flight profiles are per the CNO approved curricula. Reduced Oxygen Breathing Device (ROBD) training, when available, can be substituted for the LPC Flight.

D. **STRESS AND HUMAN PERFORMANCE.** Classroom presentation discussing the various aspects of physiological, (self-imposed) psychological, environmental, and mission stressors, and their effect on performance along with the general NATOPS requirements. Special emphasis for each type of aircraft community factors and missions such as noise and vibration, circadian rhythms, time zone shifts.

E. **SENSORY PHYSIOLOGY.** Classroom presentation on the effects of the flight environment on the human body's sensory systems. Specifically, the stressors that affect sensory adaptation (acceleration, darkness, lack of visual cues, visual illusions, NVD, LASERs, etc.) are covered. Disorientation, misorientation, temporal distortion, motion sickness caused by flight, and situational awareness are also discussed. The training laboratory evolutions may include a Barany Chair, the Multi Station Disorientation Demonstrator (9B6; at Pensacola only), or computer-based flight simulators to demonstrate visual and vestibular phenomena.

F. **EMERGENCY EGRESS.** Presentation on emergency ground egress with emphasis on crash and mishap survival. Differences between over land and over water procedures are distinguished.

G. **AVIATION LIFE SUPPORT SYSTEMS (ALSS).** Classroom and laboratory presentation covering ALSS which includes helmets, anti-exposure systems, general flight clothing, survival vests, flotation devices, life rafts and contents, and CBR protective systems as applicable. Specific course content determined by CNO-approved curricula.

H. **SIGNALING DEVICES.** Classroom and Laboratory presentation covering the operating characteristics and use of current signaling and rescue devices. Specific course content determined by CNO-approved curricula.

I. **COMBAT/SURVIVAL (SELF-AID) FIRST AID.** Classroom and laboratory presentation using survival equipment and improvised first aid items available to the aircrew.

J. **AVIATION SURVIVAL SWIMMING SKILLS.** Review of basic aviation survival swimming skills and in-water practice period for swim strokes, treading water, and drown proofing. Specific distance and drills are determined by the CNO-approved curricula.

K. **FLIGHT EQUIPMENT SWIM.** Wearing appropriate NATOPS required flight equipment demonstrate, ability of using three survival strokes (breaststroke, sidestroke, and backstroke). Specific distance and drills are determined by the CNO-approved curricula. GRADED ELEMENT

L. AVIATION WATER SURVIVAL SKILLS. Wearing the appropriate NATOPS required flight equipment, demonstrate ability to function, inflate and stay afloat. Times and drills are determined by the CNO-approved curricula. GRADED ELEMENT.

M. UNDERWATER PROBLEM SOLVING SKILLS. Wearing the appropriate NATOPS required flight equipment, demonstrate ability to problem solve simple egress exercises while underwater. Laboratory requirements and drills are determined by the CNO-approved curricula. GRADED ELEMENT.

N. MULTIPLACE AIRCRAFT UNDERWATER EGRESS. Classroom presentation and practical experience in procedures for underwater escape from multiplace aircraft. The training evolution includes device 9D5. Laboratory requirements and drills are determined by CNO-approved curricula. Device 9E8 is authorized for use for Refresher Students (in lieu of the 9D5) at ASTC Whidbey Island. Specific requirements and drills are determined by the CNO-approved curricula. GRADED ELEMENT.

O. PARACHUTE DESCENT TRAINING. Classroom, Laboratory presentations and practical experience in overwater and overland parachute descent training. Procedures practiced while suspended from Parahang trainers, Virtual Reality trainers, Lateral drift trainers, Swing Landing Trainers, and/or Slide trainers. Specific laboratory requirements and drills are determined by CNO-approved curricula.

P. PARACHUTE LANDING PROCEDURES. Classroom, Laboratory presentations and practical experience with parachute landing procedures and parachute avoidance/disentanglement. The training includes water and land (PLF) evolutions. Specific laboratory requirements and drills are determined by CNO-approved curricula.

Q. PARACHUTE DRAG. Practical experience with parachute on-land and in-water release procedures. The training evolution includes device 9F2. Laboratory requirements and drills are determined by CNO-approved curricula.

R. LIFE RAFT ORGANIZATION. Classroom and Laboratory presentation and practical experience in single place and multiplace life rafts righting, boarding and organization (as appropriate for aircraft type). Specific laboratory requirements and drills are determined by CNO-approved curricula.

S. EXTENDED SEA SURVIVAL. Classroom and Laboratory presentation in extended sea survival priorities and techniques. Laboratory requirements and drills are determined by CNO-approved curricula.

T. RESCUE DEVICES AND SIMULATED HELICOPTER HOIST. Classroom and practical experience with rescue devices and a simulated helicopter hoist. The training evolution includes device 9H1. An actual helicopter hoist is conducted only at Pensacola as part of N6, N11, and N12 training. Laboratory requirements and drills are determined by CNO-approved curricula.

U. EJECTION SEAT TRAINING. Classroom presentation covering the psychological aspects of the ejection decision, aeromedical aspects of ejection, wind blast and flailing injuries, and seat-man separation. The training device evolution includes static firing of an ejection seat emphasizing proper body position and a dynamic firing on device 9E6 for some courses. Laboratory requirements and drills are determined by CNO-approved curricula.

V. CENTRIFUGE-BASED FLIGHT ENVIRONMENT TRAINING (CFET). Classroom and laboratory presentation covering the physiological affects of acceleration and the counter-measures employed in the high G environment. The training device evolution includes device 9A16 (CFET) and is accomplished at the ASTC Lemoore prior to reporting to the respective FRS. Laboratory requirements and drills are determined by CNO-approved curricula.

W. HELICOPTER AIRCREW BREATHING DEVICE (HABD)/HELICOPTER EMERGENCY EGRESS DEVICE (HEED). Classroom presentation and practical experience in procedures for underwater egress using the HABD/HEED. Laboratory requirements and drills are determined by CNO-approved curricula. GRADED ELEMENT.

X. PARASAIL. Classroom presentation and practical experience in actual parachute (parasail) descent and landing.

Y. FINAL EXAMINATION. Written test administered in all courses, unless otherwise specified in CNO-approved curricula, a passing score of 80% must be achieved. GRADED ELEMENT.

Category 1 Ejection Seat (N6, R1/RP1)		Category 2 Non-Ejection Seat, Parachute Equipped (N11, R2/RP2)		Category 3 Helicopters (N12, R3/RP3)		Category 4 Pressurized (or Oxygen Available/Required) Non-parachute Equipped (N11, R4/RP4)	
JPATS	F-16	E-2C*	T-34	AH-1	H-53	C-9	C-37
EA-6	F/A-	P-3	C-130	UH-1	H-60	E-6	C-12
18				H-3	TH-57	T-39	C-20
AV-8	S-3			H-46	H-2	V-22*	T-44
F-5	T-2					C-2*	C-40
F-14	T-45					C-26	C-35
JSF						T-1	C-21
						E-4	

\* CNO Approved Curriculum addresses unique Aviation Water Survival Requirement  
Aircraft not listed above shall be categorized and trained based on which Category is most applicable.

Figure E-3. Curriculum Definition by Aircraft Category

Course:	N1	N5	N2	N2	N3	N4			N6	N7	N8	N9	N10	N11	N12	N13	N14	R1	R2	R3	R4
ASTC:	NP1	NP2	NP7	NP8	NP3	NP4	NP5	NP6										RP1	RP2	RP3	RP4
MCAS CHERRY POINT, NC		Q	Q	Q	Q	Q		Q	Q	Q	Q	Q	Q	Q	Q	Q	Q	Q	Q	Q	Q
NAS JACKSONVILLE, FL		Q	Q	Q	Q	Q		Q	Q	Q	Q	Q	Q	Q	Q	Q	Q	Q	Q	Q	Q
NAS LEMOORE, CA		Q	Q	Q	Q	Q	Q	Q	Q	Q	Q	Q	Q	Q	Q	Q	Q	Q	Q	Q	Q
MCAS MIRAMAR, CA		Q	Q	Q	Q	Q		Q	Q	Q	Q	Q	Q	Q	Q	Q	Q	Q	Q	Q	Q
NAS NORFOLK, VA		Q	Q	Q	Q	Q		Q	Q	Q	Q	Q	Q	Q	Q	Q	Q	Q	Q	Q	Q
NAS PATUXENT RIVER, MD			Q	Q		Q		Q		Q											
NAS PENSACOLA, FL	Q	Q	Q	Q	Q	Q		Q	Q	Q	Q	Q	Q	Q	Q	Q	Q	Q	Q	Q	Q
NAS WHIDBEY ISLAND, WA			Q	Q	Q	Q		Q	Q	Q	Q		Q	Q	Q			Q	Q	Q	Q

Figure E-4. Aviation Survival Training Centers and Curriculum Capabilities

COURSE	a	b	c	d	e	f	g	h	i	j	k	l	m	n	o	p	q	r	s	t
Level A	1	2																		
Level B			X	X	X	X	X													
Level C								X	X	X	X	X	X							
Level D														X	X	X	X	X	X	X

**NOTES:** 1. Required for ejection seat only. 2. Required for non-ejection seat.

Figure E-5. NASTP Adjunctive Training

**NASTP ADJUNCTIVE TRAINING TOPIC GUIDE**

Each course is a stand alone training module. Level A is required annual training. Levels C, B, & D are recommended annual training.

Level A - Required Annual Training

- a. Aeromedical aspects of ejection and emergency ground egress
- b. Emergency ground egress - impact, acceleration, survivability and egress

Level B - Recommended Annual Mission Training (as applicable for aviators and aircrew)

- c. Sensory problems – spatial disorientation/misorientation, visual illusions, visual scanning, induced myopia, situational awareness, spatial strategies
- d. Night vision/NVD
- e. LASER/LEP
- f. CBR
- g. Low level flight - NOE, TERF,

Level C - Recommended Deployment Work-up Training

- h. Pre-deployment syndrome - AMSO/flight surgeon roles
- i. Circadian rhythms/long duration flights/fatigue
- j. Sustained Operations/Combat stress
- k. Survival/combat first aid
- l. Land survival - geographically specific emphasizing hypo/hyperthermia in jungle, mountain, desert and arctic environments.
- m. Water survival - geographically specific emphasizing hypo/hyperthermia

Level D - Recommended Annual Safety Briefs

- n. Stress management, Self-imposed stress
- o. Situational awareness - anomalies of attention/complacency, learning, memory improvement, temporal distortion
- p. Exercise/cardiovascular fitness/strength training
- q. Nutrition/weight control
- r. Simulator sickness/motion sickness
- s. GTIP
- t. Noise and vibration

Figure E-6 Adjunct Training Topic Guide

## APPENDIX F

# Exception, Special Qualification, Service, Landing, and Approach Codes

### F.1 EXCEPTION CODES

C - Correction to previously submitted data other than RECTYP 7D.

D - Deletion of previously submitted data other than RECTYP 7D.

E - Documenting flights when the crewmember and the aircraft are assigned to different organizations (RECTYP 7C only).

G - Gaining a crewmember to the squadron data base (RECTYP 7D only).

L - Losing a crewmember from the squadron data base (RECTYP 7D only).

R - Revision to crewmember personnel data residing on the squadron data base (RECTYP 7D only).

S - Documenting staff member flight time. Indicates an individual assigned to an approved DIFOPS billet on a CVW staff only. All other staff crewmembers shall use an exception code E when flying in aircraft assigned to a different organization than the one to which the staff crewmember is assigned (RECTYP 7C only).

T - Documenting simulator time. Simulator time only refers to approved simulators capable of logging flight time (RECTYP 7C only).

X - Documenting a canceled flight. A canceled flight is one for which no flight time is obtained (RECTYP 7B only).

### F.2 SPECIAL QUALIFICATION CODES

A - ACFT CMDR. That individual designated as a qualified aircraft commander in the aircraft model being flown, serving as pilot in command (pilot assigned responsibility for the safe and orderly conduct of the flight).

B - OBSERVER. Performs in-flight duties as an observer and not actively engaged in the performance of the flight.

C - COPILOT. An assistant pilot or instructor who is positioned with access to the flight controls or is providing instruction to the pilot exercising principal active control of the aircraft. The copilot designation does not change even though the copilot may exercise principal control of the aircraft.

D - SAR CREWMAN. Performs emergency medical care functions assigned in support of search and rescue missions.

E - ECM. Performs in-flight duties related to electronic countermeasures.

F - FLIGHT ENGINEER/CREWCHIEF. Performs in-flight duties as a flight engineer. Is knowledgeable of all aircraft systems, emergency procedures, and flight equipment. Troubleshoots and repairs discrepant aircraft systems.

G - FLT ATTENDANT. Performs in-flight duties as a flight attendant dealing with passenger handling requirements, safety procedures, and equipment.

H - FLT SURGEON AEROMEDICAL OFFICER. That individual designated as an Aeromedical Offi-

cer flight surgeon. This individual may collect FPT or CPT as defined in Chapter 11 if all specified conditions are met.

**I – INSTRUCTOR.** Performs in-flight duties as an instructor or evaluator of other aeronautically designated personnel during the flight.

**J - SENSOR OPERATOR.** Performs in-flight duties as a sonar, acoustic, or nonacoustic operator.

**K - FLT TECHNICIAN.** Performs in-flight duties of maintaining, troubleshooting, and repairing avionic systems.

**L – LOADMASTER.** Performs in-flight functions of maintaining loading, rigging, internal cargo handling, and weight and balance requirements.

**M - STUDENT PILOT.** That individual undergoing training as a student pilot and performing functions/collecting FPT or CPT.

**N - MISSION SPECIALIST (Space Shuttle).** The mission specialist working with the commanding pilot has overall responsibility for the coordination of shuttle operations in the areas of crew activity planning, consumables usage, and experiment and payload operations.

**O – ORDNANCE.** Performs in-flight duties as a flightcrew ordnanceman. Is knowledgeable of aircraft ordnance systems, weapons loading, emergency procedures, and flight equipment.

**P - NFO.** As a qualified naval flight officer crewmember, performs in-flight duties required to ensure mission accomplishment (e.g., ASW tactical coordinator, navigator, radar intercept officer, electronic warfare evaluator, electronics countermeasures officer, airborne communicator, etc.)

**Q – COMMUNICATION.** Performs in-flight duties as a flight communication operator. Is knowledgeable of aircraft avionic systems, emergency procedures, and flight equipment.

**R – RADAR.** Performs in-flight duties as a radar operator. Is knowledgeable of aircraft avionic systems, emergency procedures, and flight equipment.

**S - ACFT CMDR and MSN CMDR.** That individual designated as a qualified Aircraft Commander, serving as pilot in command of his aircraft and simultaneously, during a single flight, functioning as the Mission Commander of a group of aircraft performing a mission.

**T - CREW UT.** An air crewman assigned to crewmember flight status who has not achieved full designation in the syllabus to which assigned.

**U - NONCREW UT.** An enlisted aircrew candidate assigned to noncrewmember flight status for training.

**V - LOCAL USE/OTHER.** As the local activity desires for functions that do not fall into any identified special qualifications.

**W – GUNNER.** Performs in-flight functions as a gunner.

**X - 2ND MECHANIC/ASSIST FLT ENGINEER.** Performs in-flight functions assisting the crewchief/flight engineer in the performance of his/her duties. He/she may perform takeoffs and landings (no induced malfunctions) with an instructor pilot and instructor flight engineer onboard during minimum crew training flights.

**Y - HELO UTILITY/AMCM.** Performs in-flight operation of vertical replenishment or mine countermeasures equipment.

**Z - MSN CMDR.** A qualified naval aviator or naval flight officer designated by appropriate authority to exercise command over single aircraft or formation and responsible for all phases of the assigned mission except those aspects in safety of flight that relate to the physical control of the aircraft during flight.

### **F.3 SERVICE CODES**

a. Pilot/Student/Pilot

USN/R Active Duty 1

USNR Reserve Training 2

USMC/R Active Duty 3  
USMCR Reserve Training 4

### F.5 APPROACH CODES

#### Note

The approach is actual if actual instrument conditions (as defined in the Glossary paragraph 1.3) are encountered below 1,000 feet above airport/flight deck elevation during the approach. The approach is simulated if flown in accordance with the criteria set forth in the Glossary paragraph 1.3 under simulated instrument conditions.

#### b. Naval Flight Officer/Aeromedical Officer Flight Surgeon

USN/R Active Duty 6  
USNR Reserve Training 7  
USMC/R Active Duty 8  
USMCR Reserve Training 9

#### c. Other

USMC AO/Navigator 0  
Other Services 5  
Enlisted Marine M  
Enlisted Navy N

CATEGORY	ACTUAL	SIMULATED
	INSTRUMENT (ACT)	INSTRUMENT (SIM)
Precision	1	A
Nonprecision	2	B
Auto	3	C
Auto (NVD)	4	–

### F.4 LANDING CODES

TYPE	DAY	NIGHT
Ship Arrest/RAST	1	A
Ship Touch and Go	2	B
Ship Bolter/ RAST Free Deck	3	C
Ship Helicopter/Clear Deck	4	D
NFO	Y	Z
FCLP	5	E
Field/Field Touch and Go	6	F
Field Arrest	7	G
VSTOL Slow	8	H
VSTOL Vertical	9	J
VSTOL Vertical Roll	0	K
NVD Ship	–	N
NVD Field/Field T&G	–	P
NVD FDLP	–	Q

#### a. Precision

(1) ALS Automatic landing system (includes SPN-42/SPN-46 Mode I or IA).

(2) ILS Instrument landing system (includes SPN-42/SPN-46 Mode II).

(3) PAR Precision approach radar (includes SPN-42/SPN-46 Mode III).

#### b. Nonprecision

(1) VOR - VHF omni range.

(2) VOR/DME - VOR/distance measuring equipment.

(3) Tacan - UHF tactical air navigation aid.

(4) NDB (ADF) - Nondirectional beacon (automatic direction finder).

(5) L/MF range.



(6) Localizer.

(7) ASR - Airport surveillance radar (includes CCA when no glide path information is provided).

(8) ELVA (helicopter only) - Emergency low visibility approach. Controlled by ASAC utilizing ship-controlled radar.

(9) SCA - Self-contained approach controlled by operator using onboard radar.

**(10) GPS - Global Positioning System**

c. Auto

Coupled/automatic hover system approaches after official sunset or during actual instrument conditions in automatic or alternate modes will utilize 3. Simulated instrument conditions in automatic or alternate modes will utilize C.

## APPENDIX G

# Time Zone, System Status, Passenger Priority, and Opportune Cargo Codes

### G.1 TIME ZONE CODES

a. Time zone codes are referenced to **Greenwich Mean Time (GMT): Coordinated Universal Time (UTC)**: solar time of the meridian at Greenwich, England, used as the basis for standard time throughout the world.

b. Compute time in the Western Hemisphere from local zones to **GMTUTC** as follows:

ZONE	ADD	HOUR(S)
N	+	1
O	+	2
P	+	3
Q	+	4
R	+	5
S	+	6
T	+	7
U	+	8
V	+	9
W	+	10
X	+	11
Y	+	12

c. Compute time in the Eastern Hemisphere from local zones to **GMTUTC** as follows:

ZONE	MINUS	HOUR(S)
A	-	1
B	-	2
C	-	3
D	-	4
E	-	5
F	-	6
G	-	7
H	-	8
I	-	9
K	-	10
L	-	11
M	-	12

### Note

The time zone for either the Eastern or Western hemisphere remains unchanged, even during daylight savings time.

### G.2 SYSTEM STATUS CODES

a. F - Full systems from takeoff to landing.

b. P - Full systems at takeoff; not full systems at landing.

c. N - None/partial systems from takeoff to landing.

### G.3 PASSENGER PRIORITY CODES

a. Priority 1 (PRI1) - Emergency airlift in direct support of operational forces or for lifesaving purposes.

b. Priority 2 (PRI2) - Official business airlift of personnel with scheduling constraints that cannot be satisfied by any other mode of travel.

c. Priority 3 (PRI3) - Other official business airlift of passengers that requires the carrying of classified material for mission accomplishment that cannot be accommodated by mail or the Armed Forces Courier Services.

d. Priority 4 (PRI4) - Official business airlift involving group or team travel that requires the conduct of official business while en route that maintains the integrity of cohesiveness of the group and that cannot be reasonably satisfied by other modes of travel.

e. Priority 5 (PRI5) Any other official business airlift that can be shown to be less expensive than any other mode of travel to satisfy scheduling constraints. Requests carrying this priority shall be supported only when cost effective.

**G.4 OPPORTUNE CARGO CODES**

CODE	CARGO
*1	NMCS items
*2	CASREP items
*3	NMCM items
A	Mail
B	Aircraft spares, parts
C	Avionic spares, parts
D	Aircraft engines
E	Ship parts
F	Electronic spares, parts
G	Electronic test equipment
H	Ground support equipment
I	Boats
J	Medical equipment, supplies
*K	Organizational equipment
L	Maintenance tools, equipment
M	Petroleum products/tanker fuel
N	Explosives, flares, ammunition

CODE	CARGO
O	Aircraft
P	Weapons, weapon parts
Q	Missiles, torpedoes
R	Drones, air targets
S	Chemicals
T	Vehicles, vans, trailers
U	Food, commissary supplies
V	Musical instruments
W	Human remains
*X	Other aviation cargo
*Y	Other general cargo
*Z	Other (i.e., hazardous cargo)

\*Briefly described in remarks section of the naval aircraft flight record.

**Note**

If codes 1, 2, or 3 are utilized, indicate alphabetical code first (primary), and code 1, 2, or 3 second (E2 means ship parts that are CASREP items). If codes 1, 2, or 3 are not used, indicate the categories relative to predominance/ bulk of cargo.

## APPENDIX H

# Weapons Proficiency Codes

### H.1 ORDNANCE CODES

Below are the ordnance types and the weapons proficiency subsystem:

ORDNANCE	ORDNANCE CODE	ORDNANCE	ORDNANCE CODE
B43	B43	CBU-72 Napalm	C72
B43 Retarded	B43A	Mk-82 Gator	C78
B57	B57	CBU-88 Smokeye	C88
B57 Retarded	B57A	RR-129 Chaff	CH1
B61	B61	Speedbrake Chaff	CH2
B61 Retarded	B61A	Pod Chaff	CH3
Mk-81 FF	B81	Chaffeye	CH4
Mk-81 SE	B81A	RR-144	CH5
Mk-82 FF	B82	AIRBOC	CH6
Mk-82 SE	B82A		
Mk-83 FF	B83	Mk-36 Destructor	D36
Mk-84 FF	B84	Mk-40 Destructor	D40
BDU-8	BD1	Mk-41 Destructor	D41
BDU-8 Retarded	BD1A		
BDU-12	BD2	Mk-45 Flare (SUU-44 Dispenser)	F1
BDU-12 Retarded	BD2A	Mk-46 Decoy Flare	F2
BDU-20	BD3	Aviation Parachute Flare	F3
BDU-20 Retarded	BD3A	Mk-25 Marine Smoke Marker	F10
BDU-24	BD4	Mk-12 Smoke Tank	F11
BDU-24 Retarded	BD4A	Mk-58 Marine Smoke Markers	F12
BDU-33	BD5	G-900 Series Smoke Grenades	F13
BDU-33 Retarded	BD5A	LB-31 Camera Pod	F21
BDU-36	BD6	M-112/123 Photo Flash Cartridges	F22
BDU-36 Retarded	BD6A	LAU- 10 Leaflet Dispenser	F31
BDU-45	BD7		
BDU-45 Retarded	BD7A	GAU-2 Gun	G2
BDU-48	BD8	20MM Gun	G20
BDU-48 Retarded	BD8A	25 MM Gun	G25
		30 MM Gun	G30
Mk-20 Rockeye	C20	.50 Caliber Gun	G50C
CBU-55 FAE	C55	7.62 MM Gun	G762
CBU-59 APAM	C59	M60 Machinegun	GM60
		Mk-81 FF Inert	I81
		Mk-81 SE Inert	I81A
		Mk-82 FF Inert	I82

**OPNAVINST 3710.7S  
15 NOVEMBER 2001**

ORDNANCE	ORDNANCE CODE	ORDNANCE	ORDNANCE CODE
Mk-82 SE Inert	I82A	LAU-68 (7 2.75 Rockets)	R275
Mk-83 FF Inert	I83	LAU-61(19 2.75 Rockets)	R275
Mk-84 FF Inert	I84	LAU-10 (5" Zuni)	R5
Mk-7 JATO	J1	Mk-94 Chemical Bomb	S1
		AERO-14 Spray Tank	S2
LGB Mk-82	L82	Bigeye	S3
LGB Mk-82 With Extended Fin (PEP KIT)	L82P	Weteye	S4
LGB Mk-83	L83	AN/SSQ-36 Sonobuoy	SB1
LGB Mk-84	L84	AN/SSQ-41 Sonobuoy	SB2
		AN/SSQ-47 Sonobuoy	SB3
		AN/SSQ-50 Sonobuoy	SB4
		AN/SSQ-53 Sonobuoy	SB5
Mk-25 Mine	M1	AN/SSQ-62 Sonobuoy	SB6
Mk-36 Mine	M2	AN/SSQ-77 Sonobuoy	SB7
Mk-52 Mine	M3	ADSID III-N Seismic Detector	SD1
Mk-55 Mine	M4	Mk-64 SUS	SU1
Mk-56 Mine	M5	Mk-84 SUS	SU2
AIM-7 Sparrow	M7		
AIM-7 Sparrow (Captive)	M7C	Mk-46 Torpedo	T594
AIM-9 Sidewinder	M9	Mk-46 Torpedo (Extorp)	T595
AIM-9 Sidewinder (Captive)	M9C	Mk-46 Torpedo (Rextorp)	T596
AGM-119B Penguin	M119	Mk-50 Torpedo	T597
AIM-120 AMRAAM	M10	Mk-50 Torpedo (Extorp)	T598
AIM-120 AMRAAM (Captive)	M10C	Mk-50 (Rextorp)	T599
AGM-45 Shrike	M45		
AGM-45 Shrike (Captive)	M45C		
AIM-54 Phoenix	M54		
AIM-54 Phoenix (Captive)	M54C		
AGM-62 Walleye	M62		
AGM-62 Walleye (Captive)	M62C		
AGM-65 IR Maverick	M65I		
AGM-65 Laser Maverick	M65L		
AGM-71 Tow	M71		
AGM-78 Standard Arm	M78		
AGM-84 Harpoon	M84		
AGM-88 Harm	M88		
AGM-114 Hellfire	M114		
AGM-122 Sidarm	M122		
AGM- 123 Skipper	M123	Air-to-Air Radar	F1
		Air-to-Air Infrared	F2
Mk-76	P76		
Mk-106	P106	High Loft	S1
ACMR/TACTS Pod	POD1	LST/LDT-Bombs (Laser Designated)	S2

**H.2 DELIVERY DATA CODES**

Below are the delivery types and delivery codes for the weapons proficiency subsystem:

a. System/Automatic Deliveries

TYPE	DELIVERY CODE
Straight Path (1g)	A1
General/Dive Toss (Any g)	A2
Auto TV (Any g)	A3
Auto Hud (Any g)	A4
Auto Slew	A5
Air-to-Air Radar	F1
Air-to-Air Infrared	F2
High Loft	S1
LST/LDT-Bombs (Laser Designated)	S2

TYPE	DELIVERY
DELIVERY	CODE
LST/LDT-Missiles (Laser Designated)	S3
System Mining	S4

CCIP	V1
Point Blank (Boresight/Pickle-Pull)	V2

a. The miscellaneous code contains two characters. If the first character of the miscellaneous code is "N", "R" or " 1", the data field will be numbers and tenths of numbers with an implied decimal between the second and third characters.

b. Below are the listed miscellaneous data codes:

b. Manual Deliveries

TYPE	DELIVERY	DATA	CODE
DELIVERY	CODE		
0° Bombs (Manual)	B0	Number of Autorotations	A1
5° Bombs (Manual)	B5	Number of Rounds Fired	FI
10° Bombs (Manual)	B1		
20° Bombs (Manual)	B2	Logistical Movement W-79 8" Arty Rounds	L1
30° Bombs (Manual)	B3	Logistical Movement B-33 8" Arty Rounds	L2
45° Bombs (Manual)	B4	Logistical Movement B-48	L3
60° Bombs (Manual)	B6	155 MM Arty Rounds	
5° Popup Bombs (Manual)	BA	Logistical Movement B-54 SADM	L4
10° Popup Bombs (Manual)	BB	Logistical Movement B-43	L5
20° Popup Bombs (Manual)	BC	Logistical Movement B-57	L6
30° Popup Bombs (Manual)	BC/D	Logistical Movement B-61	L7
Radar Manual Range Line	LO	Night Vision Device Usage	N1
Labs IP	L1	(other than low light)	
Labs Target	L2	Night Vision Device Usage (low light)	11
Conlabs	L3		
Special Weapons Laydown	L4	SUA not utilized because of	N2
Mining (Manual)	L5	cancellation of flight ops	
		SUA canceled because of wx	N3
5° Rockets (Manual)	R5		
10° Rockets (Manual)	R1	SUA canceled because of maintenance action	R1
20° Rockets (Manual)	R2	SUA canceled by air traffic control	R2
30° Rockets (Manual)	R3		
45° Rockets (Manual)	R4	Future Use	12
60° Rockets (Manual)	R6	Future Use	13
5° Popup Rockets (Manual)	RA	Covered Radio-Successful Check In	21
10° Popup Rockets (Manual)	RB	Covered Radio-Unsuccessful Check In	22
20° Popup Rockets (Manual)	RC	Future Use	31
30° Popup Rockets (Manual)	RD	Future Use	32
		Future Use	33

**H.3 MISCELLANEOUS DATA RECORD  
CODES**

The miscellaneous data subsystem of NAVFLIRS is utilized to capture and document miscellaneous training and utilization that is of importance to the individual aviator or his command, but is not documented elsewhere.

# APPENDIX I

## Support Codes

### I.1 SUPPORT CODES

SUPPORT CODE	ACTIVITY NAME	SUPPORT CODE	ACTIVITY NAME
AL	COMNAVAILANT	MR	MARINE RESERVE (CG FOURTH MAW)
AP	COMNAVIRPAC	MW	COMCABEAST
CN	CNATRA	MX	HMX-1
FL	COMMARFORLANT	NA	COMNAVIRSYS COM
FP	COMMARFORPAC	NS	COMNAVSAFECEN (PEP)
ME	COMCABEAST	RE	COMNAVRESFOR



## APPENDIX J

# Marine Codes

### J.1 ASSIGNED SYLLABUS CODES

SYLLABUS	SYLLABUS CODES
A-4 Pilot	7501
RF-4 Pilot	7545
EA-6 Pilot	7542/7543
EA-6 EWO	7584/7588
AV-8 Pilot	7508/7509
F-4 Pilot	7522
F-4 RIO	7587
F/A-18 Pilot	7521/7523/7527
F/A-18 WSO	7524/7525
C-9 Pilot	7551
CT-39 Pilot	7559
UC-12 Pilot	7555
KC-130 Pilot	7557
OV-10 Pilot	7576
OV-10 Aerial Observer	9960
Qualified Observer/ Gunner	9916
AH-1 Pilot	7565
UH-1 Pilot	7563
CH-46 Pilot	7562
CH-53 Pilot	7564/7566
KC-130 Navigator	7372/7380
KC-130 Radio Operator/ Loadmaster	7381/7382
KC-130 Flight Engineer	6031/6032
KC-130 First Mechanic	6016
UH-1N Crewchief	6174
CH-46 Crewchief	6172
HH-46 Crewchief	6167
CH-53 Crewchief	6173
MV-22 Crewchief	6175
MV-22 Pilot	7531/7532

### J.2 MARINE SYLLABUS STATUS CODES

a.. C - Conversion Syllabus. The syllabus provided for aircrewmembers converting from one model aircraft to another within the specific aircraft type (i.e., CH-46 to CH-53 or F-4 to F/A-18).

b. F - Full Syllabus. The standard instruction prescribed for newly designated aircrewmembers to become full-combat qualified (sometimes referred to as the first tour or replacement aircrew (RAC) syllabus).

c. R - Refresher Training. The syllabus to be flown by aircrewmembers who have not flown the model aircraft in which refresher training is to be conducted within the previous 12 months. Refresher programs to be flown by aircrewmembers with differing backgrounds and assignments are outlined within MCO P3500.14 (Training and Readiness Manual, Vol. 1, Admin.).

d. T - Transition Syllabus. Syllabus instruction designed for aircrewmembers changing aircraft types. Tactical jet, helicopter, fixed-wing transport, fixed-wing observation, and VSTOL attack are the Marine Corps aircraft types.

### J.3 MARINE AIRCREW STATUS CODES

a. 0 - Personnel authorized more than two syllabuses.

b. 1 - Tactical Crewmembers. Aircrewmembers permanently assigned to a tactical aircraft unit and whose cumulative combat readiness contributes directly toward the combat readiness of the unit as reported through UNITREP.

**OPNAVINST 3710.7S**  
**15 NOVEMBER 2001**

c. 2 - Augmentation Crewmen. Those crewmen assigned to fly with tactical squadrons to augment the unit for combat readiness purposes. No more augmentation personnel will be assigned to a unit than is required to bring that unit to 100-percent T/O.

d. 3 - Tactical Support Crewmen. Crewmen similarly assigned as augmentation crewmen, but only maintained at a level of combat readiness that shall not inordinately degrade the capacity of the reporting unit to maintain combat readiness of tactical and augmentation crewmen.

e. 4 - Replacement Aircrewmen. Newly designated aircrewmen undergoing training as outlined

in the Training and Readiness Manual within a tactical or training squadron.

f. 5 - All enlisted aircrewmen (flight engineers, radio operators, crewchiefs, gunners, test, trainees, etc.) and aerial observers and non-USN/USMC NA/NFOs.

g. 6 - Nonsyllabus pilot.

h. 7 - Nonsyllabus NFO.

i. 8 - Other nonsyllabus crewmen.

j. 9 - Local use.

## APPENDIX K

# CNO- (N789) Approved IFAR Simulators

**K.1 NAVY SIMULATORS (PILOT AND NFO SPECIAL CREW TIME).** Change recommendations to approved simulators may be made by letter to CNO (N789F2), 2000 Navy Pentagon, Washington DC 20350-2000.

<b>SIMULATOR DESIGNATION</b>	<b>SIMULATOR TYPE</b>	<b>AC/TYPE</b>	<b>TYPE EQUIP CODE</b>
2F90A	OFT	TA-4J	VACM
2F119A	WST	EA-6B	VAEH
2F143	OF/NT	EA-6B	VAEY
2F107	OFT	KC-130R	VCMB
2F152	OFT	KC-130T	VCME
2F110	OFT	E-2C	VEBG
2F166	OFT	E-2C	VEBE
2F144	OFT	E-6A	VECA
2F95A	OFT	F- 14A	VFUE
2F153	MFT	F-14D	VFUA
2F154	WST	F-14D	VFUB
2E7	VTI	F/A-18	VFYA
2F132	OFT	F/A-18	VFYB
2F136	WST	AH-IT/W	VHTK
2F64C	WST	SH-3H	VHCL
2F1 17B	OFT	CH-46D	VHRH-
2F172	APT	CH46E	VHRM
2F121	OFT	CH-53D	VHUA
2F120	OFT	CH-53E	VHUD
2F141	OFT	MH-53E	VHUC
2B42	FIT	TH-57C	VHSH
2F135	OFT	SH-60B	VHZB
2F139	WST	SH-60B	VHZW
2F146	WST	SH-60F	VHZF
2F142	WST	P-3B	VPBC
2F87	WST	P-3C	VPBR
2F140	WST	P-3C	VPB6
2F92B	WST	S-3B	VSBJ
2F101	OFT	T-2C	VTBB
2B37	FIT	T-34C	VTEB
2F129	OFT	T-44A	VACV
2F137	IFT	T-45A	VTMA
2F138	OFT	T-45A	VTMB
2F133	OFT	AV-8B	VAGC
2F149	WST	AV-8B	VAGQ
2F150	WST	AV-8B	VAGR
2F151	OFT	MV-22B	VKAA
2F161	WST	UH-1N	VHTR

**OPNAVINST 3710.7S  
15 NOVEMBER 2001**

<b>SIMULATOR DESIGNATION</b>	<b>SIMULATOR TYPE</b>	<b>AC/TYPE</b>	<b>TYPE EQUIP CODE</b>
2F170	APT	AH-1W	VHTQ
2F171	APT	CH-53E	VHUM
2F173	WST	CH-46E	VHRM
2F174	WST	CH-53E	VHUC

APT – AIRCREW PROCEDURE TRAINER

FIT – FLIGHT INSTRUMENT TRAINER

IFT – INSTRUMENT FLIGHT TRAINER

NCLT – NIGHT CARRIER LANDING TRAINER

OFT – OPERATIONAL FLIGHT TRAINER

OF/NT – OPERATIONAL FLIGHT/NAVIGATION TRAINER

WST – WEAPON SYSTEM TRAINER

WTT – WEAPON TACTICS TRAINER

**K.2 NAVY SIMULATORS (NFO SPECIAL CREW TIME ONLY)**

The following simulators are suitable *only* for substitution of special crew time.

**Note**

Pilots must occupy a pilot station to log pilot time.

<b>SIMULATOR DESIGNATION</b>	<b>SIMULATOR TYPE</b>	<b>AC/TYPE</b>	<b>TYPE EQUIP CODE</b>
15E22C	TTT	EA-6B	VAER
15F8A	TT	E-2C	VEBJ
15F8B	TT	E-2C	VEBK
15C9A	MCOT	F-14A	VFUC
2F64C(T)	TT	SH-3H	VHCL
14B51	WTT	SH-60B	VHZC
14H9	TTT	SH-60F	VHZV
2F87(T)	TTT	P-3C	VPBF
2F87B(T)	TTT	P-3C	VPBW
2F87C(T)	TTT	P-3C	VPB1
2F140(T)	TTT	P-3C	VPB6
14B49A	TT	S-3B	VSBK

**K.2 NAVY SIMULATORS (NFO SPECIAL CREW TIME ONLY) KEY**

MCOT – MISSILE CONTROL OFFICER TRAINER

TT – TACTICS TRAINER

TTT – TEAM TACTICS TRAINER

WTT – WEAPON TACTICS TRAINER

**K.3 NONNAVY SIMULATORS (PILOT AND SPECIAL CREW TIME)**

<b>A/C TYPE</b>	<b>SIMULATOR TYPE</b>	<b>LOCATION</b>	<b>TYPE EQUIP CODE</b>	
TC-4C	OFT	FSI SAVANNAH	VZAG	
C-9	OFT	FSI LONG BEACH	VZAC	
UC-12B	OFT	FSI/SIMUFLITE	VZAP	
C-130E	OFT	US AIR FORCE	VZAU	
E-3	OFT/TTT	US AIR FORCE/NATO	VZBE	
F-4	OFT/WST	US AIR FORCE	VZAT	
RF-4	OFT	US AIR FORCE	VZAK	
F-15	OFT/WST	US AIR FORCE	VZBV	
F-16	OFT/WST	US AIR FORCE	VCT7	
F-111	OFT/WST	US AIR FORCE	VCT6	
AH-1S	OFT	US ARMY	VZA5	
AH-1T	OFT	US ARMY	VZA1	
UH-1	OFT	US ARMY	VZAM	
HH-52	OFT	US COAST GUARD	VZAJ	
UH-60	OFT	US ARMY	VZAQ	
AH-64	OFT	US ARMY	VZBC	
T-37	OFT	US AIR FORCE	VZBJ	
T-38	OFT	US AIR FORCE	VZBK	
CT-39	OFT	FSI ST. LOUIS	VZAE	
T-43	OFT/TT	US AIR FORCE	VZAX	
FALCON	OFT/WST	NUMEROUS FOREIGN	VZBL	
HARRIER	OFT/WST	NUMEROUS FOREIGN	VZBM	
HORNET (F-18)	OFT/WST	NUMEROUS FOREIGN	VZA8	
JAGUAR	OFT/WST	NUMEROUS FOREIGN	VZA7	
LYNX	OFT/WST	NUMEROUS FOREIGN	VZBN	
MIRAGE	OFT/WST	NUMEROUS FOREIGN	VZBP	
ORION (P-3)	OFT/TTT/WST	NUMEROUS FOREIGN	VZBQ	
SEA KING (H-3)	OFT/WST	NUMEROUS FOREIGN	VZBR	
TORNADO	OFT/WST	NUMEROUS FOREIGN	VZA6	
AURORA	OFT/TTT/WST	CANADA	VZBA	
CRUSADER (F-8)	OFT/WST	FRANCE	VZBS	
ETENDARD	OFT/WST	FRANCE	VDT1	
F-14	WST	GRUMMAN	VZBU	
F-15	WST	MCAIR ST. LOUIS	VZBV	
F/A-18	WST	MCAIR ST. LOUIS	VZAW	
GENERIC	FIXED WING	US AIR FORCE	V1AF	
	HELO	US AIR FORCE	V2AF	
	FIXED WING	US ARMY	V1AR	
	HELO	US ARMY	V2AR	
	FIXED WING	US COAST GUARD	V1CG	
	HELO	US COAST GUARD	V2CC	
	FIXED WING	FOREIGN	V1FM	
	HELO	FOREIGN	V2FM	
	FIXED WING	NASA	VZBW	
	V/STOL	NASA	VZAV	
	MFS	FIXED WING	PATUXENT RIVER	VZBX
	MFS	V/STOL	PATUXENT RIVER	VZBY

# INDEX

	<i>Page No.</i>		<i>Page No.</i>
<b>A</b>		<b>General</b>	4-2
ACT/CRM		Aircrew	
Critical Behavioral Skills	3-12	Coordination/Crew Resource Management	3-11
Effective Training	3-12	Personal Protective Equipment Requirements	8-1
Ineffective	3-12	Aircrew Status Codes, Marine	J-2
Action	A-2	Aircrewman	
Aerobatic Flight	5-6	Classification, Naval	12-9
Aeromedical	Chapter 8	General Requirements For Positional Qualification	
Aeromedical Officer Flying Policy	11-2	As Naval	12-9
Aeronautical Organizations	12-10	Maximum Time Limit For Positional Qualification	
Air Combat Maneuvering (ACM) Training Rules,		As Naval	12-9
Simulated	5-7	Qualification Waivers For Naval	12-10
Air Defense Identification Zone Violations, Alleged		Time of Requalification For Naval	12-9
	3-15	Airfields, Authorized	4-2
Air Traffic Control	Chapter 6	Airlift Requirements, Special	3-1
Applicability	6-1	Airports	
Procedures	6-1	Other Than U.S.	3-17
Airborne Stores Through Extensive Cloud Cover,		U.S. Civil	3-17
Expenditure of	5-23	Airspace	
Aircraft		Special Use	5-3
Commander Requirement	4-1	Unusual Maneuvers Within Class B, C, Or D	5-2
Considerations	13-5	Air-to-Air Missile Training Flights	5-23
Equipment Requirements	5-18	Alternate Airfield, Weather Criteria For Filing	4-8
Handling of VIP	6-2	Annoyance to Civilians	5-21
Inspection and Acceptance (AIA) Record, OP-NAV 4790/141	10-1	Annual Revalidation	3-18
Lighting	5-1	Applicability of The total Mission Requirement	
Marking of	B-2	Codes	D-1
Mishap	9-1	Approach(es)	
Noise Abatement	9-1	Code	Appendix F
of Civil Registry, Avoidance of	5-22	Codes	F-3
of Other Services	3-2	Instructions	6-2
Performance Record Attempts	3-1	Instrument	5-19
Pilots, Civilian	3-3	Assembly and Maintenance	A-2
Policy Concerning Use of	3-1	Assignment of	
Right-of-Way Between Single and		Aircraft to Specific Individuals	3-1
Formations of	5-2	Other Than Permanently Designated Aeronautical	
Side Numbers	B-1	Personnel	11-14
Special Policies Concerning Use of	3-1	Authorities, Guidance For Qualifying	12-10
Speed	5-2	Authorities, Qualifying	12-10
to Specific Individuals, Assignment of	3-1	Authority	4-1
Visual Identification System	Appendix B	to Waive Minimum Flying Requirements	11-12
Aircraft Operations	4-2	Authorized Personnel	6-1
Closed Airfields	4-3	Aviation Career Incentive Pay	11-9
Exceptions	4-2	Definitions	11-9
		For Rated Members (Rated Members Include	
		Aeronautically Designated Naval Aviators and	

	<i>Page No.</i>		<i>Page No.</i>
Naval Flight Officers	11-11	Civilian(s)	
Policy and Procedures	11-9	Aircraft Pilots	3-3
Aviation Life Support Systems	8-1	Contractors, Employment of Naval	
Aviation Operations Officer (AVOPS)	11-3	Aviators By	3-10
Aviation Physical Examinations		Contractors, Flights Requested By	3-1
and Qualifications	8-23	Crewmembers Flying Naval	
Disposition of Aircrew Found Not Physically		Aircraft (Active)	10-16
Qualified (NPQ)	8-24	Law Enforcement Officials (Leo), Personnel	
General Requirements	8-23	Authorized to Perform Crew Duties In Naval Air-	
Required Evaluations	8-23	craft	3-4
Scope of Examinations	8-24	Personnel, Personnel Authorized to	
Aviation Qualification/Currency		Perform Crew Duties In Naval Aircraft	3-4
Requirements Summary	11-5	Annoyance to	5-21
Aviators Flight Log Book, OPNAV 3760/31	10-18	Claims For Personal Property In	
Entries	10-18	Maritime Disasters of Aircraft	9-1
Entry	3-15	Classification	
General Policies	10-18	of Flight Personnel	Chapter 12
Avoid, See and	5-15	of Naval Aircrewman	12-9
Avoidance of Commercial Carriers and		of total Mission Requirement Codes	D-1
Aircraft of Civil Registry	5-22	Naval Aircrewman	12-9
Avoidance of Installations Important		CNO (N789f) Approved IFAR	
to Defense	5-23	Simulators	Appendix K
		Codes	
<b>B</b>		Applicability of The total Mission	
		Requirement	D-1
Background	10-24	Approach	F-3
Bailout	7-4	Assigned Syllabus	J-1
Boards, Composition and Functions of		Classification of total Mission Requirement	D-1
Instrument Flight	13-2	Currently Assigned total Mission	
Briefing, Weather	4-6	Requirement	D-7
		Delivery Data	H-2
<b>C</b>		Exception	F-1
		General Purpose	D-2
Call Sign Requirements	4-6	Landing	F-3
Cargo Codes, Opportune	Appendix G	Marine	Appendix J
Cargo Code, Opportune	G-2	Marine Aircrew Status	J-2
Cargo, Discharging of	9-2	Marine Syllabus Status	J-1
Cautions	1-4	Miscellaneous Data Record	H-3
Celebrations	3-1	Opportune Cargo	G-2
Change		Ordnance	H-1
Procedures	1-1	Passenger Priority	G-1
Symbols	1-1	Service	F-2
Change Recommendations	2-12	Special Qualification	F-1
Routine	2-12	Specific Purpose	D-2
Urgent	2-12	Support	I-1
Checkflights, Functional	3-13	System Status	G-1
Checklists, Takeoff and Landing	7-3	Time Zone	G-1
Chief of Naval Air Training Responsibility	12-12	Total Mission Requirement	Appendix D
		Weapons Proficiency	Appendix H



	<i>Page No.</i>		<i>Page No.</i>
Command	3-10	<b>E</b>	
and Control Communication	7-4		
Commercial Carriers, Avoidance of	5-22	Embarkation of Passengers	3-2
Communication, Command and Control	7-4	Embarked, Flag Or General Officer	3-11
Conditions, Icing and Thunderstorm	4-8	Emergency	7-4
Conduct of NATOPS Review Conferences	2-22	Emergency Operations	3-1
Conference Report		Employment of Naval Aviators By	
Contents	2-23	Civilian Contractors	3-10
Disposition	2-25	Endangering Private Property	5-21
Preparation	2-24	Enlisted Flight Personnel	
Contractors, Flights Requested By Civilian	3-1	Allocation of Temporary Flight Orders	12-9
Control		Auditing of Enlisted Flight Record	12-9
of Formation Flights	6-1	Flight Records	12-8
Procedures, Positive	5-17	General	12-8
tower	6-1	Training of	12-8
Weight and Balance	4-9	Equipment Requirements, Aircraft	5-18
Copies, How to Get	1-2	Exception Codes	Appendix F
Copilot, Helicopters Not Requiring A	4-2	Exception Codes	F-1
Crew Composition, Functional Checkflights	3-13	Expiration of Instrument Ratings and Qualifications,	
Crewmembers		Renewal/	13-1
Enlisted	11-11		
Marine Corps	11-12	<b>F</b>	
Navy	11-11		
Cross-Country		FAA Order 7110.65 (Air Traffic Control (Notal))	1-3
Flight	3-16	FAA Reports and Cooperation	3-15
Implementation	3-17	Factors Affecting Personnel Readiness	
Planning	3-16	and Qualifications	8-6
Risk Assessment	3-16	Federal Aviation Regulations (FAR)	1-3
		Filing, Weather Criteria For	4-7
<b>D</b>		Fixed Wing, Personnel Authorized to Taxi Naval	
Delays, Minimum Fuel Requirements	4-9	Aircraft	3-4
Delivery Data Codes	H-2	Flag Officer Embarked	3-11
Demonstrations, NATO Live Weapons	3-10	Flameout Approaches	5-23
Departure Instructions	6-1	Actual	5-23
Departures, Instrument	5-19	Simulated	5-23
Design	A-1	Fleet Replacement Squadrons	12-10
Deviation	D-1	Flight Demonstrations	3-9
Directives, Compliance With	5-14	Approval Authority	3-9
Disposition	A-1	Exception	3-10
Disposition, Conference Report	2-25	NATO	3-10
Distress	7-4	Naval Aircraft Participation	3-9
Disturbance of Wildlife	5-22	Regulations	3-9
Disturbances, Reducing Flight-Related	5-21	Flight Operations	
Ditching	7-4	Helicopter/Tiltrotor Terrain	5-21
Documentation	4-1	Supersonic	5-6
Dod Flight Information		Flight Personnel	
Publications (Flips) (Notal)	1-3	Training	3-15
		Marine Corps	12-12
		Navy	12-12

	<i>Page No.</i>		<i>Page No.</i>
Flight Plan(s)		Simulated Instrument	5-12
Approval	4-6	SPCs to Be Used With GPCs J and K For Service	D-3
Closing of	4-9	Training	3-2
Direct User Access Terminal Service (DUAT)	4-3	Weather Conditions Precluding VFR	5-15
Forms	4-4	Flightcrew Requirements	4-1
General	4-3	Minimum	4-1
Modification	4-6	Flying	
No Communication Link	4-3	Activity Denied	11-8
Pilot In Command/Formation		Formation	5-13
Leader Signing The	4-5	Regulations Other Than Naval, Applicability of	3-15
Shore-to-Ship and Ship-to-Shore Operations	4-4	Regulations, Reports of Investigations of Violations of	3-14
Signing The	4-5	Foreign Military	
Stopover Flights Within The United States to ARTCC/ Flight Service Station	4-5	Aircraft	9-2
(FSS), Forwarding	4-3	Personnel	3-3
Weather Criteria For Filing IFR	4-7	Personnel Authorized to Perform Crew Duties In Naval Aircraft	3-4
Weather Criteria For Filing VFR	4-7	Formation	
Flight Rules		Flying	5-13
General	5-1	Leader	3-11
Instrument	5-17	Forms	A-2
Procedures, Visual	5-14	Instrument Rating	13-5
Flight Weather		Fuel	
Briefing Form	4-6	Planning	4-8
Packet	4-7	Purchase	4-3
Flight(s)		Requirements, Minimum	4-8
Authorization	4-1	Jettisoning	5-23
Authorization, Planning, and Approval	Chapter 4	Functional Checkflights	3-13
Boards, Composition and Functions of Instrument	13-2	Crew Composition	3-13
Control Station	3-11	Weather Criteria	3-13
Planning	4-2		
Precaution	7-1	<b>G</b>	
Records	A-12	General Officer Embarked	3-11
Records, Reports, and Forms	Chapter 10	General Purpose Codes	D-2
Aerobatic	5-6	Combinations A Through I (Training Flights)	D-2
Air-to-Air Missile Training	5-23	Combinations J Through R (Service Flights)	D-3
Cross-Country	3-16	Combinations S Through Z (Combat Flights)	D-6
General/Specific Purpose of Flight Code Combinations A Through I (Training)	D-2	GPCs L, M, N, and O For Service Flights	D-3
General/Specific Purpose of Flight Code Combinations J Through R (Service)	D-3	Guidance For Qualifying Authorities	12-10
General/Specific Purpose of Flight Code Combinations S Through Z (Combat)	D-6		
Nonessential	3-2	<b>H</b>	
Over The High Seas	5-5	Handbook, Program Manager's	2-22
Purpose of	D-1	Helicopter(s)	
-Related Disturbances, Reducing	5-21	Landing Areas	4-3
Requested By Civilian Contractors	3-1	Night Hover Operation Over Water	5-21
Schedule, Signing The Daily	4-6		

	<i>Page No.</i>		<i>Page No.</i>
Not Requiring A Copilot	4-2	<b>J</b>	
Operating Over Water, Rescue Operations	4-2 5-21	Jacket , NATOPS Flight Personnel Training and Qualification	Appendix A
Operations In Class B, C, Or D Airspace	5-21	Jet, Helicopter and/Or Tilt-Rotor Aircraft, Qualification to Transition Into	12-11
Personnel Authorized to Taxi Naval Aircraft	3-4	Judgment	5-14
Qualification to Transition Into Jet,	12-11		
Human Performance and Aeromedical Qualifications For Flight and Flight Support Personnel	8-6	<b>L</b>	
Humanitarian Operations	3-1	Landing	
<b>I</b>		Areas, Helicopter/Tilt-Rotor and VSTOL/STOL	4-3
Icing and Thunderstorm Conditions	4-8	Codes	Appendix F
Identification, Unit	B-1	Code	F-3
IFR Flight Plans, Weather Criteria For Filing	4-7	Instructions	6-2
Incident Reports	3-16	Minimums	5-19
Individual and Command Responsibilities	11-15	Letters of Agreement	6-4
Individual Flight Activity Reporting System (IFARS)	10-24	Liferafts	8-4
Individuals, Assignment of Aircraft to Specific	3-1	Limitations/Remarks	10-2
Indoctrination Training, Theater	3-1	Local Flying	
In-Flight Refueling	4-9	Instructions	1-2
Information, Other Governing Sources of	1-2	Rules	1-2
Installations, Military	4-9	Lookouts, Use of	4-2
Installations, Nonmilitary	4-9		
Instructions, Selected Aviation	Appendix C	<b>M</b>	
Local Flying	1-2	Maintenance	A-1
Other	1-3	Maintenance, Assembly and Manager's Handbook, Program	A-2 2-22
Instructors	3-11	Maneuvers Within Class B, C, Or D Airspace, Unusual	5-2
Instrument Approaches	5-19	Manifest Requirements	4-6
Instrument Departures	5-19	Manuals, NATOPS	1-2
Instrument Flight		Marine	
Boards, Composition and Functions of	13-2	Aerial Navigation Officer	12-8
Rules	5-17	Aircrew Status Codes	J-2
Simulated	5-12	Codes	Appendix J
Instrument Procedures, Nonstandard Operation, Terminal	3-17	Corps Flight Personnel	12-12
Instrument Ratings and Qualifications	13-1	Syllabus Status Codes	J-1
Forms	13-5	Marking of Aircraft	B-2
Renewal/Expiration of Requirement For	13-1 13-3	Master Flight Files	10-16
Pilots/Naval Flight Officers Required to Maintain	13-1	Certification	10-17
Instrument Requirements and Qualifications	Chapter 13	Procedures For Maintaining Specific Requirements	10-16
		Storage/Forwarding of Submission Requirements	10-17 10-16
		Medical	
		Or Economic Insect Pests	9-2

	<i>Page</i>		<i>Page</i>
	<i>No.</i>		<i>No.</i>
Service Group Iii Pilot In Command Requests	8-26	Record	2-28
Service Groups	8-25	Unit	2-28
Military		NATOPS Flight Personnel Training and	
Aircraft Arriving In The Continental U.S. From		Qualification Jacket	Appendix A
Overseas	9-2	OPNAV 3760/32	10-23
Installations	4-9	NATOPS	
Personnel, Foreign	3-3	Air Traffic Control Facilities Manual	
Personnel Authorized to Perform Crew Duties In		(NAVAIR 00-80T-114)	1-3
Naval Aircraft	3-4	Insufficient Guidance	4-1
Training Routes (MTRS)	5-3	Manuals	1-2
Minimum(s)		Naval Air Training and Operating Procedures	
Flightcrew Requirements	4-1	Standardization Program	Chapter 2
Flying Hours	11-3	Administration	2-5
Flying Requirements, Action Required	11-13	Categories of NATOPS Publications	2-6
Flying Requirements, Authority to Waive	11-12	Distribution of Changes	2-9
Fuel	6-2	Duty Assignments	2-1
Fuel Requirements	4-8	Formal Changes to NATOPS Publications	2-9
Landing	5-19	General Administration Requirements	2-5
Weather	5-15	Incorporation of Changes	2-9
Miscellaneous	Chapter 9	Organization	2-1
Data Record Codes	H-3	Products	2-4
Mission Commander	3-11	Purpose	2-1
Monthly Individual Flight Activity Report		Responsibilities	2-3
(NAVFLIRS-3)	10-24	NATOPS Publication	2-4
Multipiloted Fixed-Wing Aircraft (Pilot)	12-1	Canceling a	2-12
Classification	12-1	Creating A New	2-10
General Requirements For Qualification	12-2	Updating Existing	2-10
Specific Requirements For Qualification	12-1	NATOPS Review Conference	
Multipiloted Rotary-Wing Aircraft (Pilot)		Agenda	2-21
Classification	12-3	Contractor Support of	2-19
General Requirements For Qualification	12-4	Convening Announcement	2-21
Specific Requirements For Qualification	12-3	Convening Decision	2-19
Multipiloted Tilt-Rotor Aircraft (Pilot)	12-5	Final Prepublication Review	2-26
Classification	12-5	General	2-19
Specific Requirements For Qualifications	12-5	Implementation of Approved Agenda Items	2-26
		Location	2-21
		Preliminary	2-21
		Procedures	2-19
		Publication Production Package	2-25
		Report	2-22
		Responsibilities	2-19
		Scheduling	2-21
		Naval Aircraft Flight Record, OPNAV 3710/4	10-2
		Aircraft Data Section	10-6
		Aircrew Data Section	10-8
		Documentation of The	10-3
		Logistics Data Section	10-10
		Personnel Data	10-13
		Weapons Proficiency Data Section	10-12

**N**

	<i>Page No.</i>		<i>Page No.</i>
Naval Aircraft	9-2	<b>O</b>	
Civilian Law Enforcement Officials (LEO), Personnel Authorized to Perform Crew Duties In	3-4	Officer In Tactical Command	3-10
Civilian Personnel Authorized to Perform Crew Duties In	3-4	Operation Over Water, Helicopter/Tiltrotor Night Hover	5-21
Foreign Military Personnel Authorized to Perform Crew Duties In	3-4	Operational Flying	11-2
Military Personnel Authorized to Perform Crew Duties In	3-4	Operational-Risk Management	3-13
Personnel Authorized to Perform Crew Duties In	3-4	Process Description	3-13
Personnel Authorized to Pilot	3-3	Enhancing	3-13
Personnel Authorized to Taxi	3-4	Operations	
Simulator Flight Classification System	D-1	Aircraft	4-2
Naval Aircrewman		Closed Airfields	4-3
Classification	12-9	Emergency and Humanitarian	3-1
General Requirements For Positional Qualification As	12-9	Exceptions, Aircraft	4-2
Naval Air Depots (NAVAIRDEPOTS)	10-16	General, Aircraft	4-2
Naval Aviation Survival Training Program 8-12, E-1		Helicopter/Tiltrotor	5-21
Approved Curricula	8-18	Helicopter/Tiltrotor Terrain Flight	5-21
Naval Aviators By Civilian Contractors, Employment of	3-10	Supersonic Flight	5-6
Naval Flight Officers	12-7	Orders	
Classification	12-7	Shipment	3-1
General Requirements For Qualification Required to Maintain Instrument Ratings/ Qualifications, Pilots/ Specific Requirements For Qualification	12-8 13-1 12-7	Travel	3-1
Naval Flight Record Subsystem	10-1	Ordnance Codes	H-1
Navy Flight Personnel	12-12	Organizations	
Navy Simulators		Aeronautical	12-10
NFO Special Crew Time Only	K-2	Nonaeronautical	12-10
Pilot and NFO Special Crew Time	K-1	Orientation Flights	3-5
Night Hover Operation Over Water, Helicopter/ Tiltrotor	5-21	Approval Authority	3-7
Night Vision Devices, Flight Operations With	5-24	Limitations	3-6
General	5-24	Prerequisites	3-6
Operating Limitations	5-24	Purpose	3-5
Nonaeronautical Organizations	12-10	Categories of Eligible Participants For	3-5
Nonnavy Simulators		Over Water, Rescue Helicopters Operating	4-2
(Pilot and Special Crew Time)	K-3	Oxygen/Cabin Pressurization	8-5
NOTES	1-4	<b>P</b>	
Notices to Airmen (NOTAMS) (Notal)	1-3	Parachute Jumps	9-1
Numbers, Aircraft Side	B-1	Demonstrations	9-1
		Federal Aviation Regulations	9-1
		Precautions	9-1
		Delayed Release Jumps	9-1
		General	9-1
		Parachutes	8-4
		Passenger Priority	Appendix G
		Codes	G-1
		Passengers	
		Discharging of	9-2
		Embarkation of	3-2

	<i>Page No.</i>		<i>Page No.</i>
Pay For		Preflight Planning	4-2
Enlisted Member/Aeronautically Designated		Preparation, Conference Report	2-24
Enlisted and Nondesigned Officers,		Prevention of Carbon Monoxide and Other	
Hazardous Duty Incentive	11-12	Toxic By-Product Contamination	7-5
Rated Members (Rated Members Include		Primary Source	D-1
Aeronautically Designated Naval Aviators		Priority	6-4
and Naval Flight Officers,		Procedure(s)	
Aviation Career Incentive	11-11	Change	1-1
Performance Maintenance During Continuous and		For Checking Wheels Down and Locked	6-3
Sustained Operations	8-11	NATOPS Evaluation	2-27
Performance Record Attempts, Aircraft	3-1	Terminal Instrument Nonstandard Operation	3-17
Personnel Authorized to Perform Crew Duties In		Positive Control	5-17
Naval Aircraft	3-4	Visual Flight Rules	5-14
Civilian Law Enforcement Officials (LEO)	3-4	Procurement	A-12
Civilian Personnel	3-4	Proficiency	12-9
Foreign Military Personnel	3-4	Program Manager's Handbook	2-22
Military Personnel	3-4	Property, Endangering Private	5-21
Personnel Authorized to		Prorating Minimums	11-5
Pilot Naval Aircraft	3-3	Publications, NATOPS Program	2-4
Taxi Naval Aircraft	3-4	Purpose of Flight	D-1
Taxi Naval Fixed Wing Aircraft	3-4	Purpose, NATOPS Program	2-1
Taxi Naval Helicopter Aircraft	3-4		
Taxi Naval Tilt-Rotor Aircraft	3-4	<b>Q</b>	
Personnel		Qualifications	
Exchange Program/DCMC/Any Aeronautically		As Naval Aircrewman, General Requirements For	
Designated Personnel Assigned to An Activity		Positional	12-9
Where DSF Support Is Not Available	10-15	As Naval Aircrewman, Maximum Time Limit For	
Assignment of Other Than Permanently Desig-		Positional	12-9
nated Aeronautical	11-14	Jacket Entry	3-15
Foreign Military	3-3	to Transition Into Jet, Helicopter and/Or Tilt-Rotor	
Marine Corps Flight	12-12	Aircraft	12-11
Navy Flight	12-12	Waivers For Naval Aircrewmen	12-10
Other Military	3-3	Qualifications and Achievements	A-2
Regular and Reserve	3-3	Qualifications of Uav Flightcrew	12-8
Pesticides, Dispersal of	9-2	Qualifications, Instrument Ratings and	13-1
Pilot In Command	3-10, 10-1	Qualifications, Instrument	
Pilots, Civilian Aircraft	3-3	Requirements and	Chapter 13
Pilots/Naval Flight Officers Required to Maintain		Qualifications, Pilots/Naval Flight Officers Re-	
Instrument Ratings/Qualifications	13-1	quired to Maintain Instrument Ratings/	13-1
Planning, Cross-Country	3-16	Qualifications, Renewal/Expiration of Instrument	
Policy Guidance	Chapter 3	Ratings and	13-1
Concerning Use of Aircraft, Special	3-1	Qualifying Authorities	12-10
Concerning Use of Aircraft	3-1		
Governing Assignment of Inactive Reserve		<b>R</b>	
Personnel	11-9	Ratings, Requirement For Instrument	13-3
Governing Flying Time Substitution	11-14	Special	13-3
Governing NATOPS Evaluation Flight		Standard	13-3
Substitution	11-14		
Power Failure On Multiengine Aircraft	7-3		

	<i>Page No.</i>		<i>Page No.</i>
Ratings and Qualifications, Instrument	13-1	For Positional Qualification As Naval	
Pilots/Naval Flight Officers Required to Maintain		Aircrewman, General	12-9
Instrument	13-1	Additional	5-15
Renewal/Expiration of Instrument	13-1	Aircraft Equipment	5-18
Ratings, Additional	11-3	Call Sign	4-6
Reclining Seats	7-6	Failure to Meet	13-3
Record Attempts, Aircraft Performance	3-1	Flightcrew	4-1
Reduced Same Runway Separation	6-3	General	5-17
Regular Personnel	3-3	Manifest	4-6
Regulations		Minimum Flightcrew	4-1
Content of Report, Reports of Investigations of		Minimum Fuel	4-8
Violations of Flying	3-14	Minimum Training Syllabus	12-11
Forwarding of Report, Reports of Investigations of		Other Preflight	4-6
Violations of Flying	3-14	Special Airlift	3-1
Intent, Reports of Investigations of Violations of		Reserve Personnel	3-3
Flying	3-14	Policy Governing Assignment of Inactive	11-9
Other Than Naval, Applicability of Flying	3-15	Responsibility	A-1
Procedures, Reports of Investigations of		Individual and Command	11-15
Violations of Flying	3-14	Chief of Naval Air Training	12-12
Responsibility, Reports of Investigations of		Review	A-1
Violations of Flying	3-14	Revocation of Orders to Duty	
Time Limits On Action, Reports of Investigations		Involving Flying	11-15
of Violations of Flying	3-14	Rules	
Renewal/Expiration of Instrument Ratings and		Flight	Chapter 5
Qualifications	13-1	General Flight	5-1
Reports	12-12	Instrument Flight	5-17
Conference Contents	2-23	Local Flying	1-2
Conference Disposition	2-25	Runway Braking Action Advisory/	
Conference Preparation	2-24	Condition Readings	6-3
FAA	3-15		
Incident	3-16	<b>S</b>	
NATOPS Review Conference	2-22	Safety Belts and Shoulder Harnesses	7-5
Reporting and Recording of Deviations and		Saftey	Chapter 7
Violations of Flying Regulations and		Scheduling, NATOPS Review Conference	2-21
Mishap Information	3-14	Search and Rescue Pilot/	
Reports of Investigations of Violations of Flying		Rescue Swimmer Training	8-22
Regulations	3-14	Definitions	8-23
Content of Report	3-14	Prerequisites	8-23
Forwarding of Report	3-14	Training Requirements	8-23
Intent	3-14	Security	A-1
Procedures	3-14	of Aircraft Away From Base	9-1
Responsibility	3-14	See and Avoid	5-15
Time Limits On Action	3-14	Service Codes	F-2
Requalification For Naval Aircrewman,		Services, Aircraft of Other	3-2
Time of	12-9	Shipment Orders	3-1
Requests, Waiver	1-1	Simulated	
Requirements		Air Combat Maneuvering (ACM)	
Aircraft Commander	4-1	Training Rules	5-7
Instrument	Chapter 13		



	<i>Page No.</i>		<i>Page No.</i>
Instrument Flight Simulator(s)	5-12	Theater Indoctrination Training	3-1
Flight Classification System, Naval Aircraft/	D-1	Tilt-Rotor Aircraft, Qualification to Transition Into	12-11
Time, Policy Governing Logging, Reporting, and		Landing Areas	4-3
Use of	11-14	Night Hover Operation Over Water	5-21
CNO (N789f) Approved IFAR	Appendix K	Operations	5-21
Navy (NFO Special Crew Time Only)	K-2	Terrain Flight Operations	5-21
Navy (Pilot and NFO Special Crew Time)	K-1	Personnel Authorized to Taxi Naval Aircraft	3-4
NonNavy (Pilot and Special Crew Time)	K-3	Time	
Special Qualification Codes	F-1	Maximum Limit For Positional Qualification As	
Specific Purpose Codes	D-2	Naval Aircrewman	12-9
Used With Gpcs J and K For Service Flights	D-3	Requalification For Naval Aircrewman	12-9
Used With Gpc P	D-4	Zone	Appendix G
Used With Gpc Q	D-5	Zone Codes	G-1
Used With Gpc R	D-5	Navy Simulators (NFO Special Crew Only)	K-2
Special Airlift Requirements	3-1	Navy Simulators (Pilot and NFO	
Special Rating	13-3	Special Crew )	K-1
Squadrons, Fleet Replacement	12-10	Nonnavy Simulators (Pilot and Special Crew )	K-3
Standard Rating	13-3	Tobacco Products in Aircraft	7-5
Starting	7-2	Training	A-2
Static Exhibits		Flights, Air-to-Air Missile	5-23
Regulations	3-9	Program, Naval Aviation Survival	E-1
Approval Authority	3-9	Rules, Simulated Air Combat Maneuvering	
Exception	3-10	(ACM)	5-7
Naval Aircraft Participation	3-9	Syllabus Requirements, Minimum	12-11
STOL Landing Areas	4-3	Flight	3-2
Supersonic Flight Operations	5-6	Theater Indoctrination	3-1
Supervision	11-15	Travel Orders	3-1
Support Codes	I-1	Turning	7-2
Survival Training Program, Naval Aviation	E-1		
Syllabus Codes, Assigned	J-1	<b>U</b>	
Syllabus Status Codes, Marine	J-1		
Symbols, Change	1-1	U.S. Customs, Health, Immigration, and	
System Status Codes	G-1	Agricultural Clearance	9-2
<b>T</b>		UAV Flightcrew, Qualifications of	12-8
Takeoff	7-3	Unit Identification	B-1
Taxiing	7-2	Unmanned Aerial Vehicles (UAVs),	
Instructions	6-1	Operation of	5-25
Naval Fixed Wing Aircraft,		Displays and Demonstrations	5-25
Personnel Authorized to	3-4	General Precautions	5-25
Naval Helicopter Aircraft,		Overall Use and Control	5-25
Personnel Authorized to	3-4	Specific Operating Limitations	5-25
Naval Tilt-Rotor Aircraft,		Unusual Performance of Aircraft	7-6
Personnel Authorized to	3-4	<b>V</b>	
Terminal Instrument Procedures	3-17	Vessels, Zooming of	5-22
Terms, Explanation of	1-3	VFR Flight Plans	
TERPS, Conformance to	3-17	Plans, Weather Criteria For Filing	4-7

	<i>Page No.</i>		<i>Page No.</i>
Weather Conditions Precluding Violations of Flying Regulations	5-15	Weather Briefing	4-6
Content of Report	3-14	General	4-6
Forwarding of Report	3-14	Weather Conditions Precluding VFR Flight	5-15
Intent	3-14	Weather Criteria For Filing	4-7
Procedures	3-14	Alternate Airfield	4-8
Reports of Investigations of	3-14	IFR Flight Plans	4-7
Responsibility	3-14	VFR Flight Plans	4-7
Time Limits On Action	3-14	Functional Checkflights	3-13
Violations, Alleged Air Defense		Weather Minimums	5-15
Identification Zone	3-15	Weather Watch Bulletins, Severe	4-8
Vital Military Operations	6-4	Weight and Balance Control	4-9
VSTOL Landing Areas	4-3	Filing	4-9
		Records	4-9
		Responsibility	4-9
		Requirements	4-9
		Wildlife, Disturbance of	5-22
		Wording	1-4
		<b>Z</b>	
Waiver Requests	1-1		
Waivers For Naval Aircrewmen, Qualification	12-10		
Waivers of Minimum Flying Requirements	11-12		
WARNINGS	1-4		
Weapons Proficiency Codes	Appendix H	Zooming of Vessels	5-22