

b(2) Accounting, Oct '02 - Sep '03

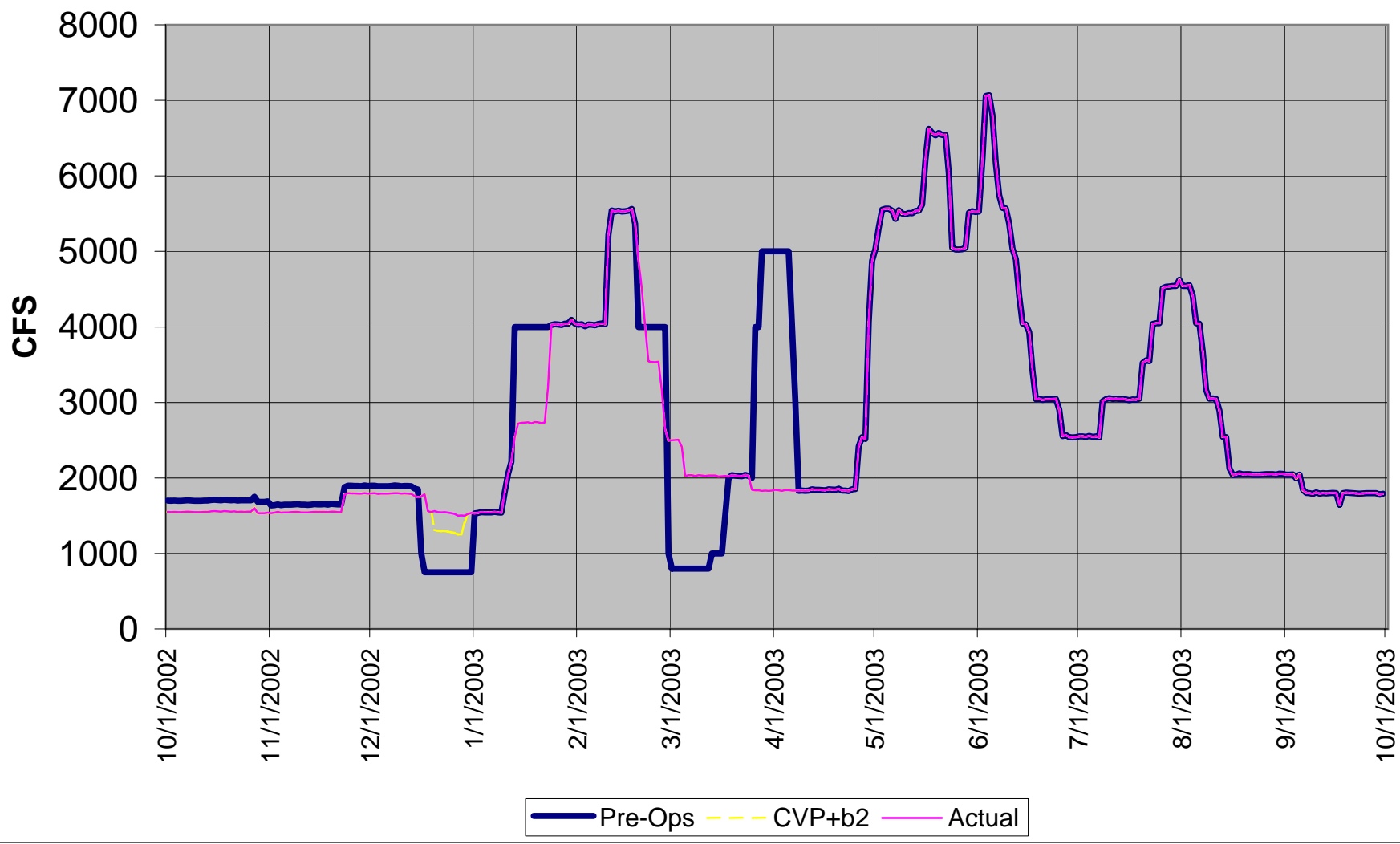
	Nimbus					Keswick			Clear Creek			Delta				New Melones			Delta Status	Total U/S	Delta	NM	Total B2
	Pre Ops	TOT	EWA	CVP+b2	b2 Cost	Pre Ops	TOT	b2 Cost	Pre Ops	TOT	b2 Cost	Pre Ops	EWA	TOT	b2 Cost	Pre Ops	b2	b2 Cost					
10/1/2002	1700	1550	0	1550	-0.3	7014	7014	0.0	50	200	0.3	4327	0	4327	0.0	173	173	0.0	B	0.0	0.0	0.0	0.0
10/2/2002	1698	1548	0	1548	-0.3	6193	6193	0.0	50	200	0.3	4323	0	4323	0.0	211	211	0.0	B	0.0	0.0	0.0	0.0
10/3/2002	1699	1549	0	1549	-0.3	6148	6148	0.0	50	200	0.3	4313	0	4313	0.0	211	211	0.0	B	0.0	0.0	0.0	0.0
10/4/2002	1697	1547	0	1547	-0.3	5953	5953	0.0	50	200	0.3	4289	0	4289	0.0	205	205	0.0	B	0.0	0.0	0.0	0.0
10/5/2002	1697	1547	0	1547	-0.3	5944	5944	0.0	50	200	0.3	4313	0	4313	0.0	203	203	0.0	B	0.0	0.0	0.0	0.0
10/6/2002	1700	1550	0	1550	-0.3	5948	5948	0.0	50	200	0.3	4298	0	4298	0.0	202	202	0.0	B	0.0	0.0	0.0	0.0
10/7/2002	1704	1554	0	1554	-0.3	5944	5944	0.0	50	200	0.3	4275	0	4275	0.0	200	200	0.0	B	0.0	0.0	0.0	0.0
10/8/2002	1700	1550	0	1550	-0.3	5941	5941	0.0	50	200	0.3	4270	0	4270	0.0	206	206	0.0	B	0.0	0.0	0.0	0.0
10/9/2002	1698	1548	0	1548	-0.3	6007	6007	0.0	50	200	0.3	4432	0	4432	0.0	201	201	0.0	B	0.0	0.0	0.0	0.0
10/10/2002	1696	1546	0	1546	-0.3	6148	6148	0.0	50	200	0.3	4351	0	4351	0.0	203	203	0.0	B	0.0	0.0	0.0	0.0
10/11/2002	1698	1548	0	1548	-0.3	6146	6146	0.0	50	200	0.3	4225	0	4225	0.0	211	211	0.0	B	0.0	0.0	0.0	0.0
10/12/2002	1699	1549	0	1549	-0.3	7008	7008	0.0	50	200	0.3	4300	0	4300	0.0	204	204	0.0	B	0.0	0.0	0.0	0.0
10/13/2002	1701	1551	0	1551	-0.3	7059	7059	0.0	50	200	0.3	4254	0	4254	0.0	203	203	0.0	B	0.0	0.0	0.0	0.0
10/14/2002	1708	1558	0	1558	-0.3	7042	7042	0.0	50	200	0.3	4301	0	4301	0.0	203	203	0.0	B	0.0	0.0	0.0	0.0
10/15/2002	1711	1561	0	1561	-0.3	7041	7041	0.0	50	200	0.3	4292	0	4292	0.0	200	200	0.0	B	0.0	0.0	0.0	0.0
10/16/2002	1707	1557	0	1557	-0.3	7053	7053	0.0	50	200	0.3	4200	0	4200	0.0	207	207	0.0	B	0.0	0.0	0.0	0.0
10/17/2002	1704	1554	0	1554	-0.3	7542	7542	0.0	50	200	0.3	4189	0	4189	0.0	206	206	0.0	B	0.0	0.0	0.0	0.0
10/18/2002	1711	1561	0	1561	-0.3	7565	7565	0.0	50	200	0.3	4341	0	4341	0.0	202	202	0.0	B	0.0	0.0	0.0	0.0
10/19/2002	1707	1557	0	1557	-0.3	7548	7548	0.0	50	200	0.3	4278	0	4278	0.0	198	198	0.0	B	0.0	0.0	0.0	0.0
10/20/2002	1703	1553	0	1553	-0.3	7562	7562	0.0	50	200	0.3	4246	0	4246	0.0	285	285	0.0	B	0.0	0.0	0.0	0.0
10/21/2002	1707	1557	0	1557	-0.3	7523	7523	0.0	50	200	0.3	4293	0	4293	0.0	553	553	0.0	B	0.0	0.0	0.0	0.0
10/22/2002	1701	1551	0	1551	-0.3	7474	7474	0.0	50	200	0.3	3770	0	3770	0.0	706	706	0.0	B	0.0	0.0	0.0	0.0
10/23/2002	1705	1555	0	1555	-0.3	7564	7564	0.0	50	200	0.3	4494	0	4494	0.0	704	704	0.0	B	0.0	0.0	0.0	0.0
10/24/2002	1702	1552	0	1552	-0.3	7577	7577	0.0	50	200	0.3	4291	0	4291	0.0	702	702	0.0	B	0.0	0.0	0.0	0.0
10/25/2002	1703	1553	0	1553	-0.3	7539	7539	0.0	50	200	0.3	4286	0	4286	0.0	707	707	0.0	B	0.0	0.0	0.0	0.0
10/26/2002	1703	1553	0	1553	-0.3	7552	7552	0.0	50	200	0.3	4301	0	4301	0.0	706	706	0.0	B	0.0	0.0	0.0	0.0
10/27/2002	1750	1600	0	1600	-0.3	7542	7542	0.0	50	200	0.3	4511	0	4511	0.0	704	704	0.0	B	0.0	0.0	0.0	0.0
10/28/2002	1683	1533	0	1533	-0.3	7534	7534	0.0	50	200	0.3	4217	0	4217	0.0	549	549	0.0	B	0.0	0.0	0.0	0.0
10/29/2002	1683	1533	0	1533	-0.3	7542	7542	0.0	50	200	0.3	2210	0	2210	0.0	331	331	0.0	B	0.0	0.0	0.0	0.0
10/30/2002	1682	1532	0	1532	-0.3	7544	7544	0.0	50	200	0.3	2203	0	2203	0.0	259	259	0.0	B	0.0	0.0	0.0	0.0
10/31/2002	1691	1541	0	1541	-0.3	7540	7540	0.0	50	200	0.3	2098	0	2098	0.0	259	259	0.0	B	0.0	0.0	0.0	0.0
11/1/2002	1634	1534	0	1534	-0.2	7556	7556	0.0	100	200	0.2	2106	0	2106	0.0	252	252	0.0	B	0.0	0.0	0.0	0.0
11/2/2002	1639	1539	0	1539	-0.2	7533	7533	0.0	100	200	0.2	4367	0	4367	0.0	253	253	0.0	B	0.0	0.0	0.0	0.0
11/3/2002	1649	1549	0	1549	-0.2	7519	7519	0.0	100	200	0.2	4255	0	4255	0.0	253	253	0.0	B	0.0	0.0	0.0	0.0
11/4/2002	1640	1540	0	1540	-0.2	7524	7524	0.0	100	200	0.2	2076	0	2076	0.0	256	256	0.0	B	0.0	0.0	0.0	0.0
11/5/2002	1644	1544	0	1544	-0.2	6964	6964	0.0	100	200	0.2	1593	0	1593	0.0	255	255	0.0	B	0.0	0.0	0.0	0.0
11/6/2002	1644	1544	0	1544	-0.2	6134	6134	0.0	100	200	0.2	2367	0	2367	0.0	244	244	0.0	B	0.0	0.0	0.0	0.0
11/7/2002	1646	1546	0	1546	-0.2	6042	6042	0.0	100	200	0.2	4223	0	4223	0.0	279	279	0.0	B	0.0	0.0	0.0	0.0
11/8/2002	1649	1549	0	1549	-0.2	6028	6028	0.0	100	200	0.2	2873	0	2873	0.0	303	303	0.0	B	0.0	0.0	0.0	0.0
11/9/2002	1651	1551	0	1551	-0.2	6041	6041	0.0	100	200	0.2	1345	0	1345	0.0	302	302	0.0	B	0.0	0.0	0.0	0.0
11/10/2002	1644	1544	0	1544	-0.2	6032	6032	0.0	100	200	0.2	1056	0	1056	0.0	301	301	0.0	B	0.0	0.0	0.0	0.0
11/11/2002	1644	1544	0	1544	-0.2	6041	6041	0.0	100	200	0.2	3139	0	3139	0.0	304	304	0.0	B	0.0	0.0	0.0	0.0
11/12/2002	1643	1543	0	1543	-0.2	6042	6042	0.0	100	200	0.2	4335	0	4335	0.0	299	299	0.0	B	0.0	0.0	0.0	0.0
11/13/2002	1647	1547	0	1547	-0.2	5843	5843	0.0	100	200	0.2	4247	0	4247	0.0	309	309	0.0	B	0.0	0.0	0.0	0.0
11/14/2002	1651	1551	0	1551	-0.2	5648	5648	0.0	100	200	0.2	4273	0	4273	0.0	305	305	0.0	B	0.0	0.0	0.0	0.0
11/15/2002	1650	1550	0	1550	-0.2	5448	5448	0.0	100	200	0.2	4256	0	4256	0.0	307	307	0.0	B	0.0	0.0	0.0	0.0
11/16/2002	1649	1549	0	1549	-0.2	5212	5212	0.0	100	200	0.2	4253	0	4253	0.0	305	305	0.0	B	0.0	0.0	0.0	0.0
11/17/2002	1652	1552	0	1552	-0.2	5239	5239	0.0	100	200	0.2	4271	0	4271	0.0	309	309	0.0	B	0.0	0.0	0.0	0.0
11/18/2002	1647	1547	0	1547	-0.2	5238	5238	0.0	100	200	0.2	4269	0	4269	0.0	303	303	0.0	B	0.0	0.0	0.0	0.0
11/19/2002	1655	1555	0	1555	-0.2	5244	5244	0.0	100	200	0.2	4015	0	4015	0.0	303	303	0.0	B	0.0	0.0	0.0	0.0
11/20/2002	1654	1554	0	1554	-0.2	4986	4986	0.0	100	200	0.2	4077	0	4077	0.0	303	303	0.0	B	0.0	0.0	0.0	0.0
11/21/2002	1648	1548	0	1548	-0.2	4789	4789	0.0	100	200	0.2	4449	0	4449	0.0	303	303	0.0	B	0.0	0.0	0.0	0.0
11/22/2002	1648	1548	0	1548	-0.2	4607	4607	0.0	100	200	0.2	4237	0	4237	0.0	300	300	0.0	B	0.0	0.0	0.0	0.0
11/23/2002	1878	1778	0	1778	-0.2	4598	4598	0.0	100	200	0.2	4236	0	4236	0.0	302	302	0.0	B	0.0	0.0	0.0	0.0
11/24/2002	1898	1798	0	1798	-0.2	4580	4580	0.0	100	200	0.2	4200	0	4200	0.0	301	301	0.0	B	0.0	0.0	0.0	0.0
11/25/2002	1896	1796	0	1796	-0.2	4588	4588	0.0	100	200	0.2	4228	0	4228	0.0	303	303	0.0	B	0.0	0.0	0.0	0.0
11/26/2002	1895	1795	0	1795	-0.2	4605	4605	0.0	100	200	0.2	4250	0	4250	0.0	304	304	0.0	B	0.0	0.0	0.0	0.0
11/27/2002	1893	1793	0	1793	-0.2	4611	4611	0.0	100	200	0.2	4205	0	4205	0.0	302	302	0.0	B	0.0	0.0	0.0	0.0
11/28/2002	1892	1792	0	1792	-0.2	5179	5179	0.0	100	200	0.2	4205	0	4205	0.0	303	303	0.0	B	0.0	0.0	0.0	0.0
11/29/2002	1899	17																					

	Nimbus					Keswick			Clear Creek			Delta			New Melones			Delta Status	Total U/S	Delta NM	Total B2		
	Pre Ops	TOT	EWA	CVP+b2	b2 Cost	Pre Ops	TOT	b2 Cost	Pre Ops	TOT	b2 Cost	Pre Ops	EWA	TOT	b2 Cost	Pre Ops	b2					b2 Cost	
1/5/2003	1544	1544	0	1544	0.0	11965	11965	0.0	50	200	0.3	4201	0	4201	0.0	229	229	0.0	E	0.3	0.0	0.0	0.3
1/6/2003	1544	1544	0	1544	0.0	12014	12014	0.0	50	200	0.3	4195	0	4195	0.0	222	222	0.0	E	0.3	0.0	0.0	0.3
1/7/2003	1550	1550	0	1550	0.0	10493	10493	0.0	50	200	0.3	4225	0	4225	0.0	226	226	0.0	E	0.3	0.0	0.0	0.3
1/8/2003	1544	1544	0	1544	0.0	8926	8926	0.0	50	200	0.3	4252	0	4252	0.0	228	228	0.0	E	0.3	0.0	0.0	0.3
1/9/2003	1541	1541	0	1541	0.0	7694	7694	0.0	50	200	0.3	4248	0	4248	0.0	223	223	0.0	E	0.3	0.0	0.0	0.3
1/10/2003	1810	1810	0	1810	0.0	6680	6680	0.0	50	200	0.3	4206	0	4206	0.0	223	223	0.0	E	0.3	0.0	0.0	0.3
1/11/2003	2051	2051	0	2051	0.0	6513	6513	0.0	50	200	0.3	4194	0	4194	0.0	233	233	0.0	E	0.3	0.0	0.0	0.3
1/12/2003	2214	2214	0	2214	0.0	6507	6507	0.0	50	200	0.3	4247	0	4247	0.0	227	227	0.0	E	0.3	0.0	0.0	0.3
1/13/2003	4000	2540	0	2540	-2.9	9858	9858	0.0	50	200	0.3	4251	0	4251	0.0	227	227	0.0	E	0.3	0.0	0.0	0.3
1/14/2003	4000	2720	0	2720	-2.5	14905	14905	0.0	50	200	0.3	4255	0	4255	0.0	232	232	0.0	E	0.3	0.0	0.0	0.3
1/15/2003	4000	2731	0	2731	-2.5	14736	14736	0.0	50	200	0.3	4266	0	4266	0.0	228	228	0.0	E	0.3	0.0	0.0	0.3
1/16/2003	4000	2735	0	2735	-2.5	14614	14614	0.0	50	200	0.3	4259	0	4259	0.0	230	230	0.0	E	0.3	0.0	0.0	0.3
1/17/2003	4000	2738	0	2738	-2.5	14538	14538	0.0	50	200	0.3	4269	0	4269	0.0	232	232	0.0	E	0.3	0.0	0.0	0.3
1/18/2003	4000	2725	0	2725	-2.5	14416	14416	0.0	50	200	0.3	4273	0	4273	0.0	229	229	0.0	E	0.3	0.0	0.0	0.3
1/19/2003	4000	2739	0	2739	-2.5	14417	14417	0.0	50	200	0.3	4275	0	4275	0.0	224	224	0.0	E	0.3	0.0	0.0	0.3
1/20/2003	4000	2736	0	2736	-2.5	14224	14224	0.0	50	200	0.3	4236	0	4236	0.0	224	224	0.0	E	0.3	0.0	0.0	0.3
1/21/2003	4000	2728	0	2728	-2.5	14839	14839	0.0	50	200	0.3	4261	0	4261	0.0	227	227	0.0	E	0.3	0.0	0.0	0.3
1/22/2003	4000	2734	0	2734	-2.5	14678	14678	0.0	50	200	0.3	4250	0	4250	0.0	230	230	0.0	E	0.3	0.0	0.0	0.3
1/23/2003	4000	3216	0	3216	-1.6	18000	18000	0.0	50	200	0.3	4252	0	4252	0.0	227	227	0.0	E	0.3	0.0	0.0	0.3
1/24/2003	4026	4026	0	4026	0.0	18684	18684	0.0	50	200	0.3	4267	0	4267	0.0	261	261	0.0	E	0.3	0.0	0.0	0.3
1/25/2003	4036	4036	0	4036	0.0	18080	18080	0.0	50	200	0.3	4306	0	4306	0.0	281	281	0.0	E	0.3	0.0	0.0	0.3
1/26/2003	4033	4033	0	4033	0.0	17998	17998	0.0	50	200	0.3	4305	0	4305	0.0	280	280	0.0	E	0.3	0.0	0.0	0.3
1/27/2003	4027	4027	0	4027	0.0	17716	17716	0.0	50	725	1.3	4300	0	4300	0.0	846	846	0.0	E	1.3	0.0	0.0	1.3
1/28/2003	4041	4041	0	4041	0.0	17682	17682	0.0	50	869	1.6	4324	0	4324	0.0	1003	1003	0.0	E	1.6	0.0	0.0	1.6
1/29/2003	4041	4041	0	4041	0.0	15602	15602	0.0	50	300	0.5	4306	0	4306	0.0	515	515	0.0	E	0.5	0.0	0.0	0.5
1/30/2003	4093	4093	0	4093	0.0	13697	13697	0.0	50	200	0.3	4310	0	4310	0.0	359	359	0.0	E	0.3	0.0	0.0	0.3
1/31/2003	4044	4044	0	4044	0.0	13366	13366	0.0	50	200	0.3	4306	0	4306	0.0	420	420	0.0	E	0.3	0.0	0.0	0.3
2/1/2003	4028	4028	0	4028	0.0	11846	11846	0.0	50	200	0.3	4310	0	4310	0.0	503	503	0.0	E	0.3	0.0	0.0	0.3
2/2/2003	4034	4034	0	4034	0.0	10218	10218	0.0	50	200	0.3	4297	0	4297	0.0	501	501	0.0	E	0.3	0.0	0.0	0.3
2/3/2003	4008	4008	0	4008	0.0	8652	8652	0.0	50	200	0.3	4286	0	4286	0.0	505	505	0.0	E	0.3	0.0	0.0	0.3
2/4/2003	4033	4033	0	4033	0.0	7454	7454	0.0	50	200	0.3	4275	0	4275	0.0	501	501	0.0	E	0.3	0.0	0.0	0.3
2/5/2003	4030	4030	0	4030	0.0	6504	6504	0.0	50	200	0.3	4276	0	4276	0.0	536	536	0.0	E	0.3	0.0	0.0	0.3
2/6/2003	4023	4023	0	4023	0.0	6034	6034	0.0	50	200	0.3	4279	0	4279	0.0	598	598	0.0	E	0.3	0.0	0.0	0.3
2/7/2003	4038	4038	0	4038	0.0	5800	6017	0.4	50	200	0.3	4262	0	4262	0.0	599	599	0.0	E	0.7	0.0	0.0	0.7
2/8/2003	4046	4046	0	4046	0.0	5600	6023	0.8	50	200	0.3	4306	0	4306	0.0	600	600	0.0	E	1.1	0.0	0.0	1.1
2/9/2003	4036	4036	0	4036	0.0	5400	6028	1.2	50	200	0.3	4280	0	4280	0.0	601	601	0.0	E	1.5	0.0	0.0	1.5
2/10/2003	5218	5218	0	5218	0.0	5200	6283	2.1	50	200	0.3	4286	0	4286	0.0	606	606	0.0	E	2.4	0.0	0.0	2.4
2/11/2003	5543	5543	0	5543	0.0	5000	11645	13.2	50	200	0.3	4308	0	4308	0.0	615	615	0.0	E	13.5	0.0	0.0	13.5
2/12/2003	5529	5529	0	5529	0.0	4800	11958	14.2	50	200	0.3	4326	0	4326	0.0	605	605	0.0	E	14.5	0.0	0.0	14.5
2/13/2003	5539	5539	0	5539	0.0	4600	11950	14.6	50	200	0.3	4342	0	4342	0.0	603	603	0.0	E	14.9	0.0	0.0	14.9
2/14/2003	5528	5528	0	5528	0.0	4400	11981	15.0	50	200	0.3	4343	0	3820	1.0	602	602	0.0	B	15.3	1.0	0.0	16.4
2/15/2003	5530	5530	0	5530	0.0	4200	11997	15.5	50	200	0.3	4343	0	3604	1.5	602	602	0.0	B	15.8	1.5	0.0	17.2
2/16/2003	5538	5538	0	5538	0.0	4000	10659	13.2	50	200	0.3	4191	0	4191	0.0	604	604	0.0	B	13.5	0.0	0.0	13.5
2/17/2003	5563	5563	0	5563	0.0	3900	9189	10.5	50	200	0.3	4344	0	4344	0.0	601	601	0.0	B	10.8	0.0	0.0	10.8
2/18/2003	5366	5366	0	5366	0.0	3800	10550	13.4	50	200	0.3	4333	0	4333	0.0	605	605	0.0	B	13.7	0.0	0.0	13.7
2/19/2003	4000	4880	0	4880	1.7	3700	13012	18.5	50	200	0.3	4353	0	4353	0.0	606	606	0.0	B	20.5	0.0	0.0	20.5
2/20/2003	4000	4512	0	4512	1.0	3800	12530	17.3	50	200	0.3	4287	0	4287	0.0	581	581	0.0	B	18.6	0.0	0.0	18.6
2/21/2003	4000	4013	0	4013	0.0	3700	12451	17.4	50	200	0.3	4289	0	4289	0.0	551	551	0.0	B	17.7	0.0	0.0	17.7
2/22/2003	4000	3542	0	3542	-0.9	3600	10925	14.5	50	200	0.3	4305	0	4305	0.0	556	556	0.0	B	13.9	0.0	0.0	13.9
2/23/2003	4000	3536	0	3536	-0.9	3500	10692	14.3	50	200	0.3	4325	0	4325	0.0	554	554	0.0	B	13.6	0.0	0.0	13.6
2/24/2003	4000	3534	0	3534	-0.9	3400	10717	14.5	50	200	0.3	4339	0	4339	0.0	553	553	0.0	B	13.9	0.0	0.0	13.9
2/25/2003	4000	3540	0	3540	-0.9	3300	9426	12.2	50	200	0.3	4358	0	4358	0.0	550	550	0.0	B	11.5	0.0	0.0	11.5
2/26/2003	4000	3156	0	3156	-1.7	3250	8047	9.5	50	200	0.3	4365	0	4365	0.0	525	525	0.0	B	8.1	0.0	0.0	8.1
2/27/2003	4000	2640	0	2640	-2.7	3250	7031	7.5	50	200	0.3	4364	0	4364	0.0	506	506	0.0	B	5.1	0.0	0.0	5.1
2/28/2003	1000	2497	0	2497	3.0	3250	6135	5.7	50	200	0.3	4337	0	4337	0.0	500	500	0.0	B	9.0	0.0	0.0	9.0
3/1/2003	800	2498	0	2498	3.4	3250	5838	5.1	50	200	0.3	4345	0	4345	0.0	502	502	0.0	E	8.8	0.0	0.0	8.8
3/2/2003	800	2501	0	2501	3.4	3250	5645	4.8	50	200	0.3	4294	0	4294	0.0	500	500	0.0	E	8.4	0.0	0.0	8.4
3/3/2003	800	2506	0	2506	3.4	3250	5448	4.4	50	200	0.3	4311	0	4311	0.0	506	506	0.0	E	8.0	0.0	0.0	8.0
3/4/2003	800	2411	0	2411	3.2	3250	5253	4.0	50	200	0.3	4320	0	4320	0.0	503	503	0.0	E	7.5	0.0	0.0	7.5
3/5/2003	800	2028	0	2028	2.4	3250	5046	3															

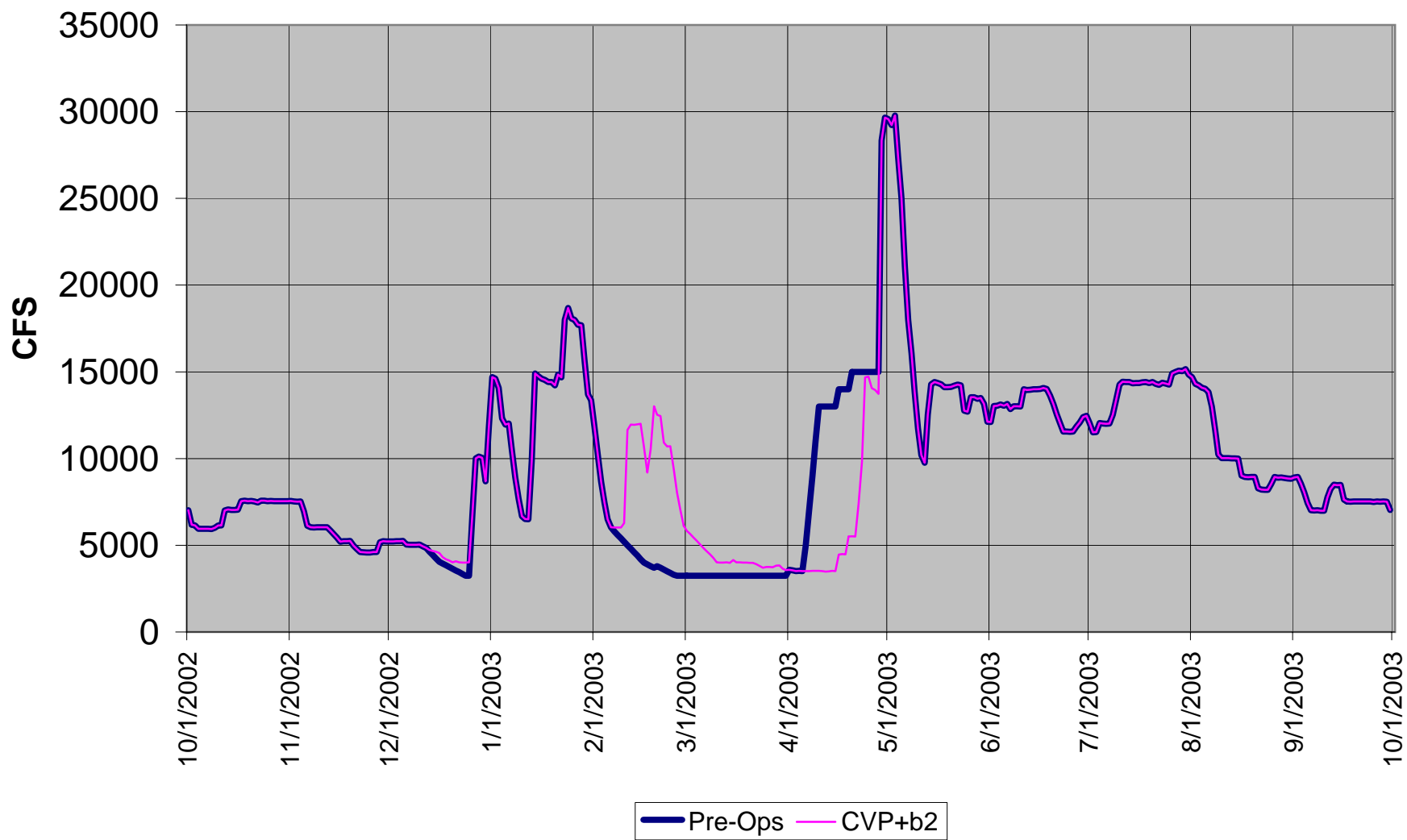
	Nimbus					Keswick			Clear Creek			Delta				New Melones			Delta Status	Total U/S	Delta NM	Total B2	
	Pre Ops	TOT	EWA	CVP+b2	b2 Cost	Pre Ops	TOT	b2 Cost	Pre Ops	TOT	b2 Cost	Pre Ops	EWA	TOT	b2 Cost	Pre Ops	b2	b2 Cost					
4/15/2003	1840	1840	0	1840	0.0	13000	3505	-18.8	50	200	0.3	4300	0	1606	5.3	649	649	0.0	E	0.3	5.3	0.0	5.6
4/16/2003	1837	1837	0	1837	0.0	14000	4467	-18.9	50	200	0.3	4300	0	858	6.8	649	649	0.0	E	0.3	6.8	0.0	7.1
4/17/2003	1849	1849	0	1849	0.0	14000	4490	-18.9	50	200	0.3	4300	0	859	6.8	649	649	0.0	E	0.3	6.8	0.0	7.1
4/18/2003	1845	1845	0	1845	0.0	14000	4470	-18.9	50	200	0.3	4300	0	860	6.8	649	649	0.0	E	0.3	6.8	0.0	7.1
4/19/2003	1844	1844	0	1844	0.0	14000	5500	-16.9	50	200	0.3	4300	0	858	6.8	649	649	0.0	E	0.3	6.8	0.0	7.1
4/20/2003	1856	1856	0	1856	0.0	15000	5520	-18.8	50	200	0.3	4300	0	859	6.8	652	652	0.0	E	0.3	6.8	0.0	7.1
4/21/2003	1833	1833	0	1833	0.0	15000	5502	-18.8	50	200	0.3	3800	0	859	5.8	652	652	0.0	E	0.3	5.8	0.0	6.1
4/22/2003	1831	1831	0	1831	0.0	15000	7428	-15.0	50	200	0.3	3800	0	860	5.8	652	652	0.0	E	0.3	5.8	0.0	6.1
4/23/2003	1825	1825	0	1825	0.0	15000	9827	-10.3	50	200	0.3	3800	0	857	5.8	781	781	0.0	E	0.3	5.8	0.0	6.1
4/24/2003	1849	1849	0	1849	0.0	15000	14675	-0.6	50	200	0.3	3900	0	858	6.0	1221	1221	0.0	E	0.3	6.0	0.0	6.3
4/25/2003	1853	1853	0	1853	0.0	15000	14730	-0.5	50	200	0.3	3900	0	856	6.0	1512	1512	0.0	E	0.3	6.0	0.0	6.3
4/26/2003	2416	2416	0	2416	0.0	15000	14062	-1.9	50	200	0.3	4100	0	859	6.4	1501	1501	0.0	E	0.3	6.4	0.0	6.7
4/27/2003	2541	2541	0	2541	0.0	15000	13958	-2.1	50	200	0.3	4100	0	853	6.4	1503	1503	0.0	E	0.3	6.4	0.0	6.7
4/28/2003	2516	2516	0	2516	0.0	15000	13732	-2.5	50	200	0.3	4100	0	857	6.4	1506	1506	0.0	E	0.3	6.4	0.0	6.7
4/29/2003	4066	4066	0	4066	0.0	28336	28336	0.0	1343	1343	0.0	4100	0	857	6.4	1503	1503	0.0	E	0.0	6.4	0.0	6.4
4/30/2003	4874	4874	0	4874	0.0	29663	29663	0.0	3509	3509	0.0	4100	0	857	6.4	1502	1502	0.0	E	0.0	6.4	0.0	6.4
5/1/2003	5032	5032	0	5032	0.0	29576	29576	0.0	348	348	0.0	2889	0	854	4.0	1502	1502	0.0	E	0.0	4.0	0.0	4.0
5/2/2003	5315	5315	0	5315	0.0	29233	29233	0.0	3163	3163	0.0	2889	0	858	4.0	1506	1506	0.0	E	0.0	4.0	0.0	4.0
5/3/2003	5551	5551	0	5551	0.0	29785	29785	0.0	2502	2502	0.0	2889	0	857	4.0	1268	1268	0.0	E	0.0	4.0	0.0	4.0
5/4/2003	5564	5564	0	5564	0.0	27366	27366	0.0	2003	2003	0.0	2889	0	862	4.0	950	950	0.0	E	0.0	4.0	0.0	4.0
5/5/2003	5565	5565	0	5565	0.0	25014	25014	0.0	1731	1731	0.0	2889	0	858	4.0	598	598	0.0	E	0.0	4.0	0.0	4.0
5/6/2003	5539	5539	0	5539	0.0	21121	21121	0.0	1235	1235	0.0	2889	0	854	4.0	600	600	0.0	E	0.0	4.0	0.0	4.0
5/7/2003	5431	5431	0	5431	0.0	17999	17999	0.0	357	357	0.0	2889	0	857	4.0	604	604	0.0	E	0.0	4.0	0.0	4.0
5/8/2003	5544	5544	0	5544	0.0	16058	16058	0.0	50	200	0.3	2889	0	860	4.0	600	600	0.0	E	0.3	4.0	0.0	4.3
5/9/2003	5502	5502	0	5502	0.0	13845	13845	0.0	50	200	0.3	2889	0	855	4.0	607	607	0.0	E	0.3	4.0	0.0	4.3
5/10/2003	5491	5491	0	5491	0.0	11742	11742	0.0	50	200	0.3	2889	0	853	4.0	603	603	0.0	E	0.3	4.0	0.0	4.3
5/11/2003	5507	5507	0	5507	0.0	10206	10206	0.0	50	200	0.3	2889	0	854	4.0	603	603	0.0	E	0.3	4.0	0.0	4.3
5/12/2003	5505	5505	0	5505	0.0	9753	9753	0.0	50	200	0.3	2889	0	855	4.0	603	603	0.0	E	0.3	4.0	0.0	4.3
5/13/2003	5536	5536	0	5536	0.0	12534	12534	0.0	50	200	0.3	2889	0	732	4.3	691	691	0.0	E	0.3	4.3	0.0	4.6
5/14/2003	5537	5537	0	5537	0.0	14285	14285	0.0	50	200	0.3	2889	0	860	4.0	741	741	0.0	E	0.3	4.0	0.0	4.3
5/15/2003	5620	5620	0	5620	0.0	14409	14409	0.0	50	200	0.3	2889	0	859	4.0	733	733	0.0	E	0.3	4.0	0.0	4.3
5/16/2003	6218	6218	0	6218	0.0	14350	14350	0.0	50	200	0.3	2889	0	859	4.0	450	751	0.6	E	0.3	4.0	0.6	4.9
5/17/2003	6622	6622	0	6622	0.0	14275	14275	0.0	50	200	0.3	2889	0	860	4.0	450	914	0.9	E	0.3	4.0	0.9	5.2
5/18/2003	6568	6568	0	6568	0.0	14111	14111	0.0	50	200	0.3	2889	2028	861	0.0	450	1004	1.1	E	0.3	0.0	1.1	1.4
5/19/2003	6537	6537	0	6537	0.0	14112	14112	0.0	50	200	0.3	2889	1442	1447	0.0	450	998	1.1	E	0.3	0.0	1.1	1.4
5/20/2003	6568	6568	0	6568	0.0	14137	14137	0.0	50	200	0.3	2889	1199	1690	0.0	450	1004	1.1	E	0.3	0.0	1.1	1.4
5/21/2003	6542	6542	0	6542	0.0	14209	14209	0.0	50	200	0.3	2889	1199	1690	0.0	450	772	0.6	E	0.3	0.0	0.6	0.9
5/22/2003	6542	6542	0	6542	0.0	14259	14259	0.0	50	200	0.3	2889	1202	1687	0.0	450	599	0.3	E	0.3	0.0	0.3	0.6
5/23/2003	6033	6033	0	6033	0.0	14223	14223	0.0	50	200	0.3	2889	1199	1690	0.0	352	600	0.5	E	0.3	0.0	0.5	0.8
5/24/2003	5048	5048	0	5048	0.0	12756	12756	0.0	50	200	0.3	2889	1198	1691	0.0	352	606	0.5	E	0.3	0.0	0.5	0.8
5/25/2003	5024	5024	0	5024	0.0	12701	12701	0.0	50	200	0.3	2889	1197	1692	0.0	352	600	0.5	E	0.3	0.0	0.5	0.8
5/26/2003	5025	5025	0	5025	0.0	13530	13530	0.0	50	200	0.3	2889	1199	1690	0.0	352	604	0.5	E	0.3	0.0	0.5	0.8
5/27/2003	5029	5029	0	5029	0.0	13538	13538	0.0	50	200	0.3	2889	1144	1745	0.0	352	740	0.8	E	0.3	0.0	0.8	1.1
5/28/2003	5050	5050	0	5050	0.0	13440	13440	0.0	50	198	0.3	3100	0	3100	0.0	352	976	1.2	E	0.3	0.0	1.2	1.5
5/29/2003	5510	5510	0	5510	0.0	13490	13490	0.0	50	183	0.3	3619	0	3619	0.0	352	1046	1.4	E	0.3	0.0	1.4	1.6
5/30/2003	5533	5533	0	5533	0.0	13145	13145	0.0	50	168	0.2	3892	0	3892	0.0	352	1051	1.4	E	0.2	0.0	1.4	1.6
5/31/2003	5521	5521	0	5521	0.0	12130	12130	0.0	50	153	0.2	4386	0	4386	0.0	352	1051	1.4	E	0.2	0.0	1.4	1.6
6/1/2003	5529	5529	0	5529	0.0	12112	12112	0.0	50	140	0.2	3000	0	4386	-2.7	1054	1054	0.0	E	0.2	0.0	0.0	0.2
6/2/2003	6230	6230	0	6230	0.0	13034	13034	0.0	50	140	0.2	3000	0	4389	-2.8	1051	1051	0.0	E	0.2	0.0	0.0	0.2
6/3/2003	7057	7057	0	7057	0.0	13041	13041	0.0	50	140	0.2	3000	0	4426	-2.8	1053	1053	0.0	E	0.2	0.0	0.0	0.2
6/4/2003	7067	7067	0	7067	0.0	13120	13120	0.0	50	140	0.2	3000	0	4448	-2.9	1053	1053	0.0	E	0.2	0.0	0.0	0.2
6/5/2003	6801	6801	0	6801	0.0	13041	13041	0.0	50	140	0.2	3000	0	4448	-2.9	1123	1123	0.0	E	0.2	0.0	0.0	0.2
6/6/2003	6163	6163	0	6163	0.0	13146	13146	0.0	50	140	0.2	3000	0	4507	-3.0	400	1252	1.7	E	0.2	0.0	1.7	1.9
6/7/2003	5746	5746	0	5746	0.0	12847	12847	0.0	50	140	0.2	3000	0	4483	-2.9	250	1252	2.0	E	0.2	0.0	2.0	2.2
6/8/2003	5577	5577	0	5577	0.0	13015	13015	0.0	50	140	0.2	3000	0	4442	-2.9	250	1255	2.0	E	0.2	0.0	2.0	2.2
6/9/2003	5569	5569	0	5569	0.0	13018	13018	0.0	50	140	0.2	3000	0	4412	-2.8	250	1253	2.0	E	0.2	0.0	2.0	2.2
6/10/2003	5368	5368	0	5368	0.0	12993	12993	0.0	50	140	0.2	3000	0	4407	-2.8	250	1253	2.0	E	0.2	0.0	2.0	2.2
6/11/2003	5035	5035	0	5035	0.0	14002	14002	0.0	50	140	0.2	3000	0	4400	-2.8	250	1258	2.0	E	0.2	0.0	2.0	2.2
6/12/2003	4897	4897	0	4897	0.0	13957	13957	0.0	50	140	0.2	3000	0	4393	-2.8	250	1254	2.0	E	0.2	0.0	2.0	2.2

	Nimbus				Keswick			Clear Creek			Delta			New Melones			Delta Status	Total U/S	Delta NM	Total B2			
	Pre Ops	TOT	EWA	CVP+b2	b2 Cost	Pre Ops	TOT	b2 Cost	Pre Ops	TOT	b2 Cost	Pre Ops	EWA	TOT	b2 Cost	Pre Ops					b2	b2 Cost	
7/24/2003	4048	4048	0	4048	0.0	14319	14319	0.0	50	90	0.1	5055	0	4353	1.4	379	379	0.0	B	0.1	1.4	0.0	1.5
7/25/2003	4050	4050	0	4050	0.0	14261	14261	0.0	50	90	0.1	5058	0	4356	1.4	371	371	0.0	B	0.1	1.4	0.0	1.5
7/26/2003	4513	4513	0	4513	0.0	14800	14800	0.0	50	90	0.1	3779	0	3779	0.0	380	380	0.0	B	0.1	0.0	0.0	0.1
7/27/2003	4531	4531	0	4531	0.0	14995	14995	0.0	50	90	0.1	3511	0	3511	0.0	404	404	0.0	B	0.1	0.0	0.0	0.1
7/28/2003	4535	4535	0	4535	0.0	15067	15067	0.0	50	90	0.1	3530	0	3530	0.0	408	408	0.0	B	0.1	0.0	0.0	0.1
7/29/2003	4541	4541	0	4541	0.0	15036	15036	0.0	50	90	0.1	3500	0	3500	0.0	380	380	0.0	B	0.1	0.0	0.0	0.1
7/30/2003	4541	4541	0	4541	0.0	15151	15151	0.0	50	90	0.1	3444	0	3444	0.0	382	382	0.0	B	0.1	0.0	0.0	0.1
7/31/2003	4624	4624	0	4624	0.0	14850	14850	0.0	50	90	0.1	3446	0	3446	0.0	376	376	0.0	B	0.1	0.0	0.0	0.1
8/1/2003	4542	4542	0	4542	0.0	14701	14701	0.0	50	90	0.1	4074	0	4074	0.0	380	380	0.0	B	0.1	0.0	0.0	0.1
8/2/2003	4543	4543	0	4543	0.0	14312	14312	0.0	50	90	0.1	4924	0	4222	1.4	379	379	0.0	B	0.1	1.4	0.0	1.5
8/3/2003	4551	4551	0	4551	0.0	14221	14221	0.0	50	90	0.1	4981	0	4279	1.4	400	400	0.0	B	0.1	1.4	0.0	1.5
8/4/2003	4413	4413	0	4413	0.0	14084	14084	0.0	50	90	0.1	4998	0	4296	1.4	358	358	0.0	B	0.1	1.4	0.0	1.5
8/5/2003	4050	4050	0	4050	0.0	14025	14025	0.0	50	90	0.1	4958	0	4256	1.4	331	331	0.0	B	0.1	1.4	0.0	1.5
8/6/2003	4044	4044	0	4044	0.0	13839	13839	0.0	50	90	0.1	4958	0	4256	1.4	318	318	0.0	B	0.1	1.4	0.0	1.5
8/7/2003	3674	3674	0	3674	0.0	12981	12981	0.0	50	90	0.1	4972	0	4270	1.4	279	279	0.0	B	0.1	1.4	0.0	1.5
8/8/2003	3164	3164	0	3164	0.0	11632	11632	0.0	50	90	0.1	4973	0	4271	1.4	281	281	0.0	B	0.1	1.4	0.0	1.5
8/9/2003	3051	3051	0	3051	0.0	10227	10227	0.0	50	90	0.1	4951	0	4249	1.4	279	279	0.0	B	0.1	1.4	0.0	1.5
8/10/2003	3052	3052	0	3052	0.0	10032	10032	0.0	50	90	0.1	4958	0	4256	1.4	279	279	0.0	B	0.1	1.4	0.0	1.5
8/11/2003	3047	3047	0	3047	0.0	10025	10025	0.0	50	90	0.1	4953	0	4251	1.4	277	277	0.0	B	0.1	1.4	0.0	1.5
8/12/2003	2892	2892	0	2892	0.0	10023	10023	0.0	50	90	0.1	4940	0	4238	1.4	279	279	0.0	B	0.1	1.4	0.0	1.5
8/13/2003	2544	2544	0	2544	0.0	10009	10009	0.0	50	90	0.1	4973	0	4271	1.4	282	282	0.0	B	0.1	1.4	0.0	1.5
8/14/2003	2539	2539	0	2539	0.0	10015	10015	0.0	50	90	0.1	4948	0	4246	1.4	279	279	0.0	B	0.1	1.4	0.0	1.5
8/15/2003	2125	2125	0	2125	0.0	10000	10000	0.0	50	90	0.1	5042	0	4340	1.4	281	281	0.0	B	0.1	1.4	0.0	1.5
8/16/2003	2041	2041	0	2041	0.0	9016	9016	0.0	50	90	0.1	5018	0	4316	1.4	281	281	0.0	B	0.1	1.4	0.0	1.5
8/17/2003	2043	2043	0	2043	0.0	8943	8943	0.0	50	90	0.1	5055	0	4353	1.4	281	281	0.0	B	0.1	1.4	0.0	1.5
8/18/2003	2060	2060	0	2060	0.0	8925	8925	0.0	50	90	0.1	5066	0	4363	1.4	277	277	0.0	S	0.1	1.4	0.0	1.5
8/19/2003	2047	2047	0	2047	0.0	8939	8939	0.0	50	90	0.1	5039	0	4337	1.4	278	278	0.0	S	0.1	1.4	0.0	1.5
8/20/2003	2050	2050	0	2050	0.0	8934	8934	0.0	50	90	0.1	5050	0	4348	1.4	278	278	0.0	S	0.1	1.4	0.0	1.5
8/21/2003	2050	2050	0	2050	0.0	8292	8292	0.0	50	90	0.1	5089	0	4387	1.4	279	279	0.0	S	0.1	1.4	0.0	1.5
8/22/2003	2045	2045	0	2045	0.0	8205	8205	0.0	50	90	0.1	5033	0	4331	1.4	278	278	0.0	S	0.1	1.4	0.0	1.5
8/23/2003	2045	2045	0	2045	0.0	8195	8195	0.0	50	90	0.1	5069	0	4367	1.4	280	280	0.0	S	0.1	1.4	0.0	1.5
8/24/2003	2043	2043	0	2043	0.0	8197	8197	0.0	50	90	0.1	5052	0	4350	1.4	277	277	0.0	S	0.1	1.4	0.0	1.5
8/25/2003	2047	2047	0	2047	0.0	8537	8537	0.0	50	90	0.1	5073	0	4371	1.4	276	276	0.0	S	0.1	1.4	0.0	1.5
8/26/2003	2049	2049	0	2049	0.0	8945	8945	0.0	50	90	0.1	5031	0	4329	1.4	276	276	0.0	S	0.1	1.4	0.0	1.5
8/27/2003	2051	2051	0	2051	0.0	8897	8897	0.0	50	90	0.1	5077	0	4375	1.4	276	276	0.0	S	0.1	1.4	0.0	1.5
8/28/2003	2049	2049	0	2049	0.0	8917	8917	0.0	50	90	0.1	5045	0	4343	1.4	277	277	0.0	S	0.1	1.4	0.0	1.5
8/29/2003	2043	2043	0	2043	0.0	8879	8879	0.0	50	90	0.1	5014	0	4312	1.4	277	277	0.0	S	0.1	1.4	0.0	1.5
8/30/2003	2056	2056	0	2056	0.0	8845	8845	0.0	50	90	0.1	5014	0	4312	1.4	280	280	0.0	S	0.1	1.4	0.0	1.5
8/31/2003	2053	2053	0	2053	0.0	8834	8834	0.0	50	90	0.1	5047	0	4345	1.4	280	280	0.0	S	0.1	1.4	0.0	1.5
9/1/2003	2045	2045	0	2045	0.0	8908	8908	0.0	50	90	0.1	4898	0	4196	1.4	276	276	0.0	S	0.1	1.4	0.0	1.5
9/2/2003	2042	2042	0	2042	0.0	8941	8941	0.0	50	90	0.1	5126	0	4424	1.4	275	275	0.0	S	0.1	1.4	0.0	1.5
9/3/2003	2048	2048	0	2048	0.0	8550	8550	0.0	50	90	0.1	5103	0	4401	1.4	277	277	0.0	S	0.1	1.4	0.0	1.5
9/4/2003	1997	1997	0	1997	0.0	8050	8050	0.0	50	110	0.1	5086	0	4384	1.4	276	276	0.0	S	0.1	1.4	0.0	1.5
9/5/2003	2043	2043	0	2043	0.0	7438	7438	0.0	50	140	0.2	5082	0	4380	1.4	275	275	0.0	S	0.2	1.4	0.0	1.6
9/6/2003	1844	1844	0	1844	0.0	7022	7022	0.0	50	140	0.2	5096	0	4394	1.4	279	279	0.0	S	0.2	1.4	0.0	1.6
9/7/2003	1803	1803	0	1803	0.0	7011	7011	0.0	50	140	0.2	5089	0	4387	1.4	278	278	0.0	S	0.2	1.4	0.0	1.6
9/8/2003	1798	1798	0	1798	0.0	7024	7024	0.0	50	147	0.2	3952	0	3952	0.0	277	277	0.0	S	0.2	0.0	0.0	0.2
9/9/2003	1789	1789	0	1789	0.0	6989	6989	0.0	50	160	0.2	4056	0	4056	0.0	274	274	0.0	S	0.2	0.0	0.0	0.2
9/10/2003	1810	1810	0	1810	0.0	6995	6995	0.0	50	160	0.2	5101	0	4399	1.4	276	276	0.0	S	0.2	1.4	0.0	1.6
9/11/2003	1792	1792	0	1792	0.0	7764	7764	0.0	50	160	0.2	5082	0	4380	1.4	281	281	0.0	S	0.2	1.4	0.0	1.6
9/12/2003	1800	1800	0	1800	0.0	8240	8240	0.0	50	182	0.3	5086	0	4384	1.4	275	275	0.0	S	0.3	1.4	0.0	1.7
9/13/2003	1795	1795	0	1795	0.0	8497	8497	0.0	50	200	0.3	5084	0	4382	1.4	276	276	0.0	S	0.3	1.4	0.0	1.7
9/14/2003	1800	1800	0	1800	0.0	8462	8462	0.0	50	200	0.3	5093	0	4391	1.4	275	275	0.0	S	0.3	1.4	0.0	1.7
9/15/2003	1802	1802	0	1802	0.0	8481	8481	0.0	50	200	0.3	3440	0	3440	0.0	262	262	0.0	S	0.3	0.0	0.0	0.3
9/16/2003	1800	1800	0	1800	0.0	7626	7626	0.0	50	190	0.3	2809	0	2809	0.0	252	252	0.0	S	0.3	0.0	0.0	0.3
9/17/2003	1645	1645	0	1645	0.0	7520	7520	0.0	50	180	0.3	3481	0	3481	0.0	257	257	0.0	S	0.3	0.0	0.0	0.3
9/18/2003	1797	1797	0	1797	0.0	7507	7507	0.0	50	180	0.3	5091	0	4389	1.4	256	256	0.0	S	0.3	1.4	0.0	1.7
9/19/2003	1804	1804	0	1804	0.0	7522	7522	0.0	50	180	0.3	5086	0	4384	1.4	252	252	0.0	S	0.3	1.4	0.0	1.7
9/20/2003	1801	1801	0	1801	0.0	7528	7528	0.0	50	180	0.3	5089	0	4387	1.4	252	252	0.0	S	0.3	1.4	0.0	1.7
9/21/2003	1797	1797	0	1797	0.0	7530	7530	0.0	50	180	0.3	5028	0	4326	1.4	256	256	0.0	S	0.3			

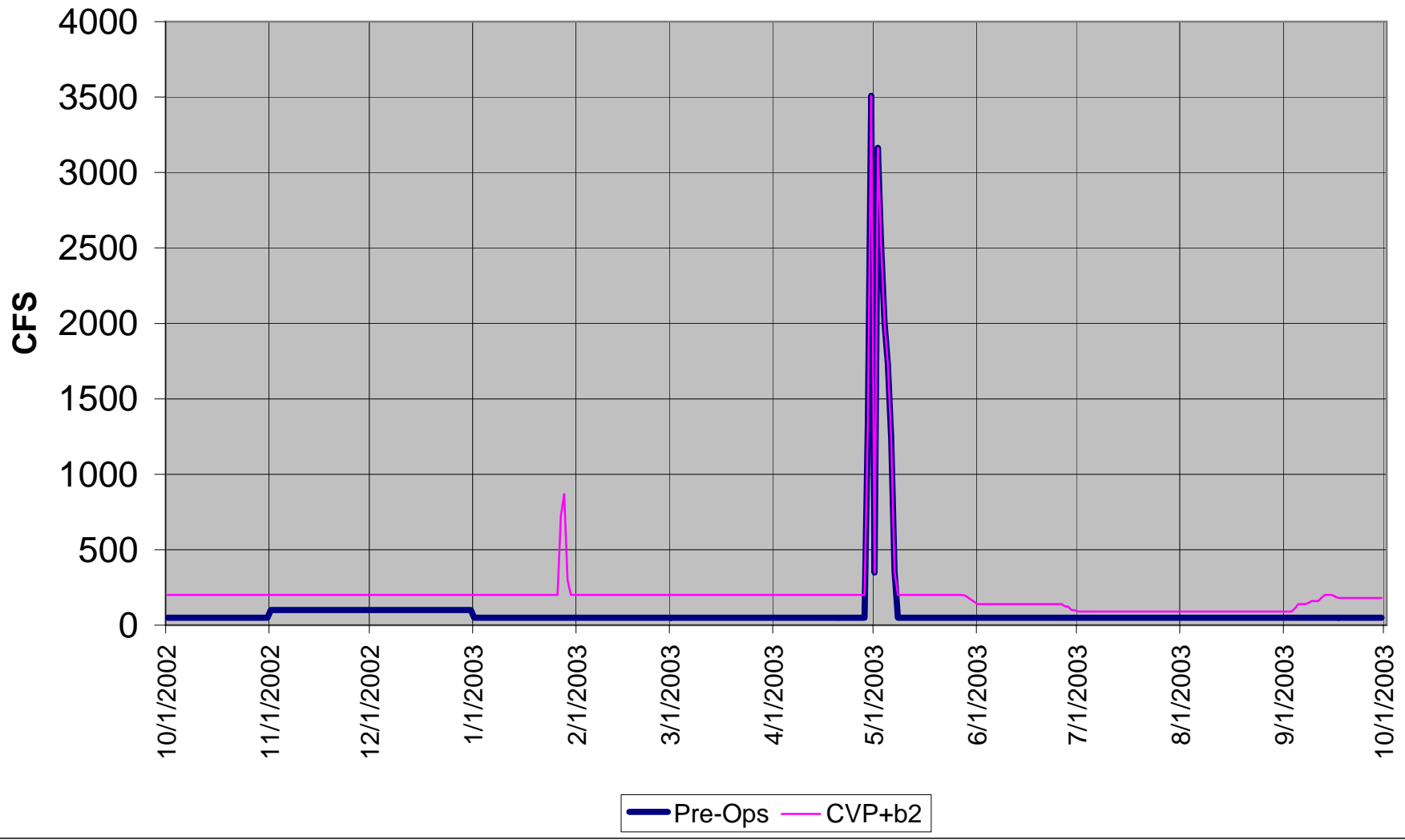
# Nimbus



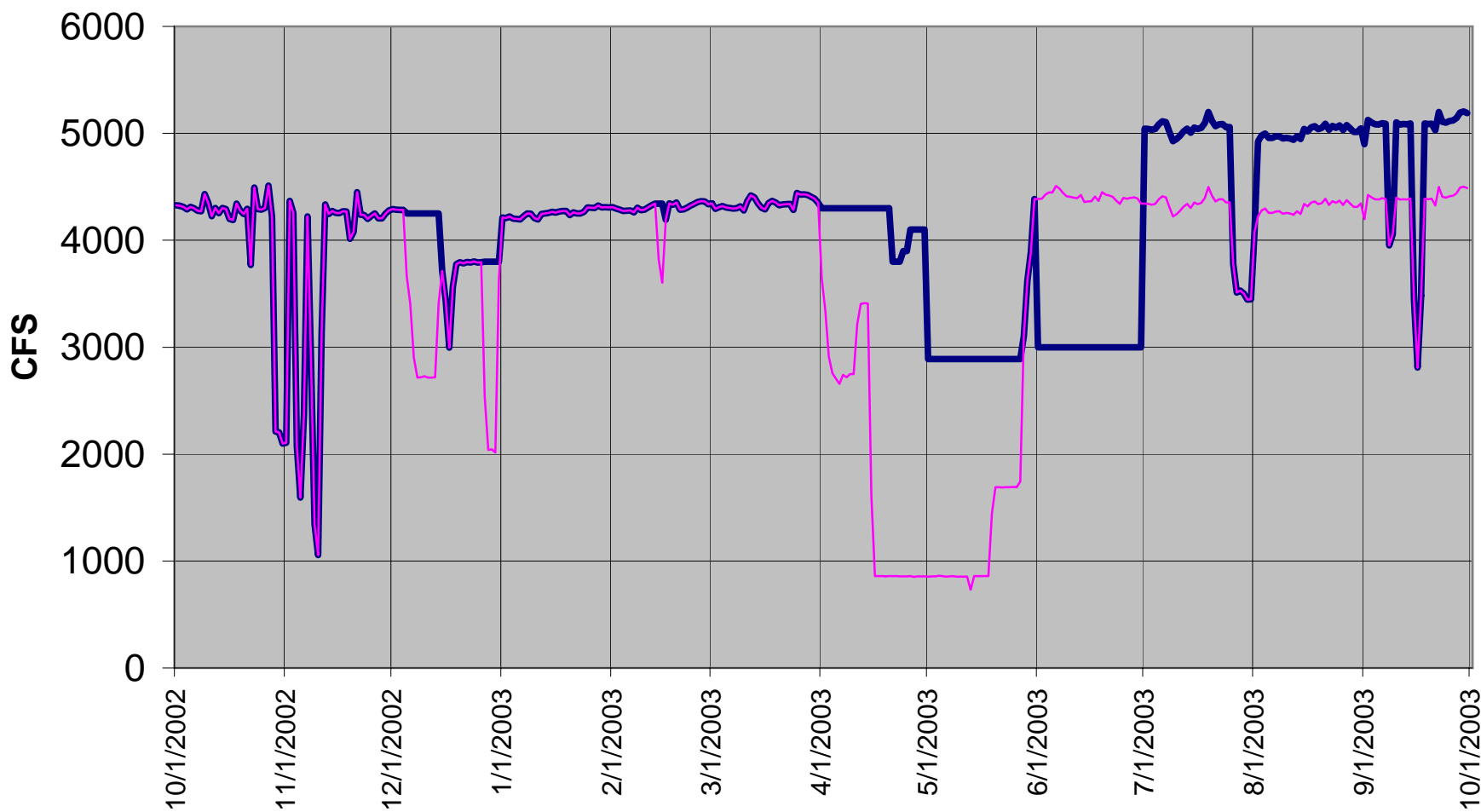
# Keswick



# Clear Creek



# Delta



— Pre-Ops — CVP+b2