

Federal Civilian Workforce Statistics



Occupations of Federal White-Collar and Blue-Collar Workers

As of September 30, 1999

Note: The next report in this series as of September 30, 2001
will be published late in Fall 2002




**United States
Office of
Personnel
Management**

Theodore Roosevelt Building
1900 E Street, NW.
Washington, DC 20415-6000

OMSOE-OWI-56-26
September 2000

Federal Civilian Workforce Statistics

Occupations of Federal White-Collar and Blue-Collar Workers



As of September 30, 1999

**U.S. Office of Personnel Management
Theodore Roosevelt Building
1900 E Street, NW.
Washington, DC 20415-6000**

FOREWORD

The September 1999 survey of the occupational characteristics of civilian employees in the Federal Government covered 1,683,220 **full-time** Federal civilian employees, excluding the U.S. Postal Service and foreign nationals (noncitizens) employed overseas. This workforce included 1,453,735 white-collar employees (86 percent) and 229,485 blue-collar workers (14 percent).

Information from this survey can help in the analysis and evaluation of workforce composition, the projection of workforce requirements, and the determination of policies dealing with national labor resources; it also may be used as a basic reference for guidance and counseling personnel concerned with the effective matching of jobs and people.

This publication is the twenty-sixth in a series (biennial since 1981) published by the U.S. Office of Personnel Management (formerly the U.S. Civil Service Commission). It presents data by occupation, average salary, agency, major geographic area, gender, pay category, grade, and supervisory status. **Appendix I** provides definitions and the survey population coverage. **Appendix II** describes data sources and quality. Starting with the 1981 issue, this publication combines the former "Occupations of Federal White-Collar Workers" and "Occupations of Federal Blue-Collar Workers."

Paper and microfiche copies of the 1981 through 1995 publications are available from the **National Technical Information Service**. Their World Wide Web Site is <http://www.ntis.gov>, their telephone is 703-487-4650, and their address is 5285 Port Royal Road, Springfield, VA 22161.

Federal agencies may buy copies by riding the Office of Personnel Management's (OPM) printing requisition. Information on OPM's publications is contained in OPM's RIDER INFO published by the OPM's Publishing Services Branch (telephone 202-606-1844 or -2462).

This publication is now available to the public in electronic format. You may obtain copies of this publication via **OPM's World Wide Web Site** at: <http://www.opm.gov/feddata/>

The paper and electronic version of the 1997 publication and this 1999 publication are published in Adobe Acrobat's Portable Document Format (pdf). The electronic version requires the Acrobat Reader for viewing and printing. You may obtain copies of the Acrobat Reader from **Adobe Systems Incorporated World Wide Web Site** at: <http://www.adobe.com/products/acrobat/readstep.htm>

Acrobat uses hypertext and electronic bookmarks to help the reader navigate through the document. You are welcome to copy or print the statistical tables and charts for use in your own reports and presentations, and may make copies of this publication for distribution purposes.

More detailed tabulations from the 1999 survey and data from previous surveys are available from the project manager, statistician Christine E. Steele at telephone 202-606-1817. Additional information may be obtained from the Workforce Statistics Division, Office of Workforce Information, U.S. Office of Personnel Management, Theodore Roosevelt Building, Room 7439, 1900 E Street, NW., Washington, DC 20415-6000; FAX: 202-606-1719; Email: owi@opm.gov. **OPM's World Wide Web Site** is <http://www.opm.gov>.

Note to Readers:

This survey and publication are a biennial series. Therefore, the next publication, with data as of September 30, 2001, will be published late in year 2002.

TABLE OF CONTENTS

	Page
Characteristics of Federal Civilian White-Collar Employees	2
White-Collar Statistical Tables Index	12
Characteristics of Federal Blue-Collar Employees	126
Blue-Collar Statistical Tables Index	132
Appendix I - Population Coverage, Survey Changes, and Definitions	175
Appendix II - Data Sources, Survey Methodology, and Error Analysis	181

CHARACTERISTICS OF FEDERAL CIVILIAN WHITE-COLLAR WORKERS

Employment Totals by Gender

The occupational survey as of September 30, 1999, covered 1,453,735 full-time Federal civilian employees in professional, administrative, and support-type jobs commonly referred to as white-collar occupations.

Appendix I gives a description of the survey population coverage; the major exclusions of white collar workers are Members and employees of Congress, General Accounting Office, Judicial Branch, U.S. Postal Service, Board of Governors of the Federal Reserve System, Public Health Service's Commissioned Corps, and the intelligence agencies.

Since September 1997, the full-time white-collar workforce declined by 25,713 (-1.7 percent).

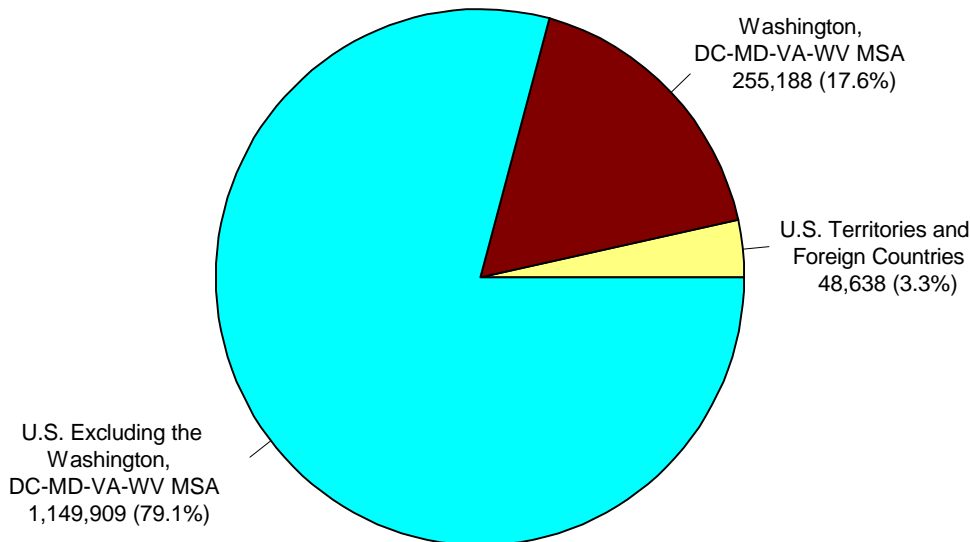
Women held 708,506 white-collar positions and comprised 48.7 percent of the white-collar workforce in September 1999 which is the same percentage as in September 1997. During the past two years, there was a net decrease of 12,025 women (-1.7 percent) and a similar 13,688 net decrease in men (-1.8 percent).

Major Geographic Areas

Most Federal civilian white-collar employees (1,405,097 or 96.7 percent) worked in the United States with the remaining Defense Department, Foreign Service, and other personnel (48,638 or 3.3 percent) working overseas in U.S. territories and foreign countries. Fewer than one-fifth of white-collar employees (255,188 or 17.6 percent) worked in the Washington, District of Columbia - Maryland - Virginia - West Virginia Metropolitan Statistical Area (MSA) while 79.1 percent (1,149,909) had duty stations outside the Nation's Capital throughout the 50 States. **Figure 1** illustrates the distribution of full-time white-collar employees by major geographic area. Statistical tables **W-A1, W-A2, W-C1, W-C2, W-F1, and W-F2** display 1999 white-collar employment by major geographic area.

White-collar employment declined by 1.7 percent (down 25,713) during the last two years, decreased by 1.1 percent in the Nation's Capital (down 2,816), and dropped by 2.5 percent in the remaining United States (down 28,917). Overseas employment dropped by just 0.8 percent (down 388).

FIGURE 1 - WHITE-COLLAR EMPLOYMENT BY MAJOR GEOGRAPHIC AREA
SEPTEMBER 30, 1999



Major Agencies

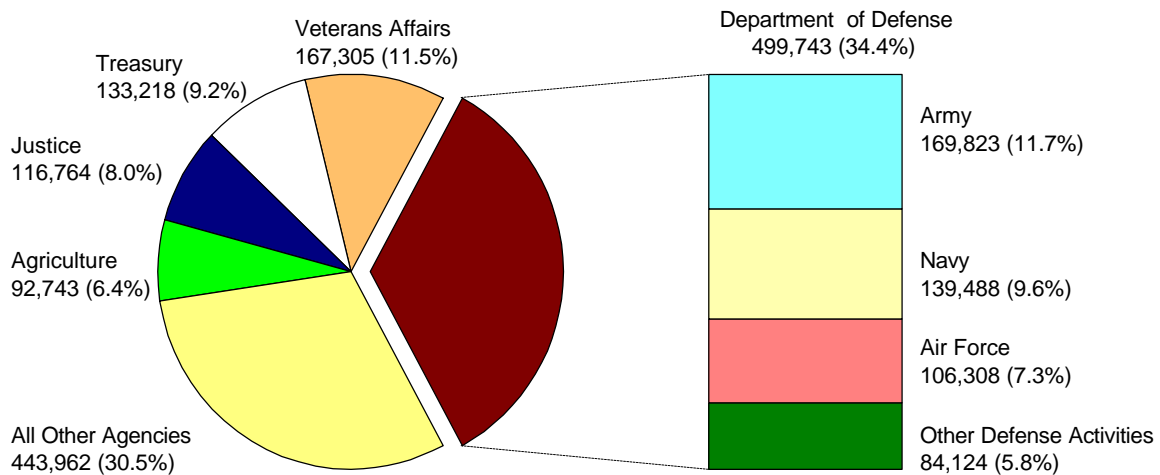
The Defense Department employed over a third of full-time Federal civilian white-collar workers: Army (169,823); Navy (139,488); Air Force (106,308); Defense Logistics Agency (29,986); and other Defense agencies (54,138). The four other largest employers of white-collar workers were the Departments of Veterans Affairs (167,305), Treasury (133,218), Justice (116,764), and Agriculture (92,743). These five agencies employ 69.5 percent of the white-collar workforce. **Figure 2** illustrates the distribution of white-collar workers by the major agency employers. Tables **W-A1, W-B1, and W-E** present white-collar employment by selected agency and other characteristics.

The Department of Defense reduced its white-collar employment by 37,036 (-6.9 percent) since September 1997; Defense employment changes by agency were: Army down 12,046 (-6.5 percent); Navy down 9,724 (-6.5 percent); Air Force down 6,821 (-6.0 percent); Defense Logistics Agency down 4,472 (-13.0 percent), and other Defense activities down 3,973 (-6.8 percent).

Non-Defense white-collar employment rose by 1.2 percent, up 11,323 workers. The sizeable increases were in six Departments: Commerce up 7,784 (27.0 percent) due to Census workers; Justice up 7,658 (7.0 percent); Health and Human Services up 2,189 (4.5 percent); Treasury up 2,040 (1.6 percent); State up 1,440 (10.4 percent); and Interior up 1,138 (2.0 percent). Among the larger agencies, Commerce had the highest percentage increase of 27.0 percent.

Five departments and agencies downsized significantly since September 1997: Department of Veterans Affairs down 3,024 (-1.8 percent); Social Security Administration down 2,743 (-4.4 percent); Department of Agriculture down 2,009 (-2.1 percent); Department of Energy down 1,176 (-7.6 percent); and National Aeronautics and Space Administration down 1,089 (-5.7 percent). Among the larger agencies, Federal Deposit Insurance Corporation had the largest percentage decrease of -9.7 percent.

FIGURE 2 - WHITE-COLLAR EMPLOYMENT BY SELECTED DEPARTMENTS AND AGENCIES
SEPTEMBER 30, 1999



Occupational Series

White-collar workers are classified into 442 different occupations and the 439 occupations with employment are shown on Tables **W-A2, W-B2, W-C1, W-C2, W-D1, W-D2, and W-E**. Abolished occupations are discussed in **Appendix I**, Survey Changes; employee records with abolished occupations were recoded to the appropriate occupation.

Occupations ranged in size from several occupations with fewer than 10 employees each to 64,433 employees in series 303 Miscellaneous Clerk and Assistant.

Two occupations had more than 20,000 men and 20,000 women: Computer Specialist (33,674 men and 22,542 women) and Miscellaneous Administration and Program (28,257 men and 29,440 women). Three other occupations also had 19,000 or more men: 30,471 Criminal Investigators; 20,558 Air Traffic Controllers; and 19,807 Electronics Engineers. Another four occupations also had 26,000 or more women: 54,404 Secretaries; 50,574 Miscellaneous Clerks and Assistants; 34,298 Nurses; and 26,652 Management and Program Analysts.

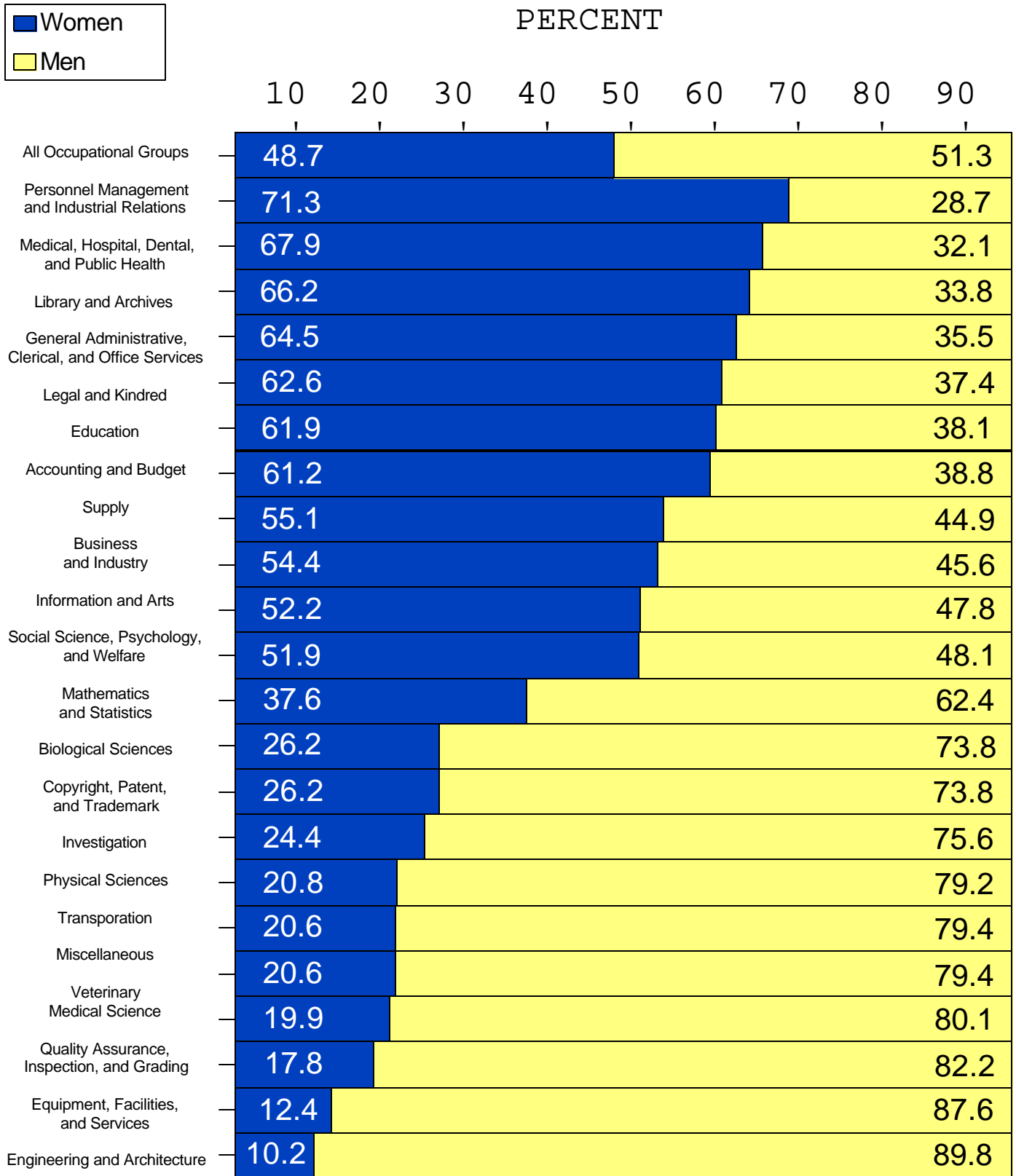
There were 23 occupations with at least 13,000 white-collar employees as of September 1997 or 1999 as shown in **Table W1** below; these 23 occupations comprised 44.8 percent of the 1999 white-collar workforce.

Since September 1997, Defense cutbacks caused the declines among Computer Specialist, Secretary, Contracting, Electronics Engineering, General Engineering, Engineering Technician, Accounting Technician, Supply Clerk and Technician, and Office Automation Clerical. Justice hires caused the growth for Criminal Investigating, General Attorney, and Correctional Officer. Treasury was the primary agency behind the changes for Management and Program Analysis, Contact Representative, Tax Examining, and Internal Revenue Agent. Commerce hired most of the new Miscellaneous Administration and Program workers. Commerce and Veterans Affairs hired the new Miscellaneous Clerks and Assistants. Most Nurses are at Veterans Affairs, most Social Insurance Administrators are at Social Security Administration, most Air Traffic Controllers are at Transportation, most General Business and Industry are at Defense, and most Forestry Technicians are at Agriculture so changes in those occupations occurred in those agencies.

**Table W1 - WHITE-COLLAR OCCUPATIONS WITH 13,000 OR MORE EMPLOYEES
SEPTEMBER 1997 OR 1999**

Occupation Code	Series Title	1997 Employment	1999 Employment	Change	Percent Change
0303	Miscellaneous Clerk and Assistant	61,845	64,433	+2,588	+4.2
0301	Miscellaneous Administration and Program	50,515	57,697	+7,182	+14.2
0334	Computer Specialist	55,301	56,216	+915	+1.7
0318	Secretary	64,484	54,404	-10,080	-15.6
0343	Management and Program Analysis	39,492	41,770	+2,278	+5.8
0610	Nurse	40,165	39,654	-511	-1.3
1811	Criminal Investigating	34,576	35,840	+1,264	+3.7
1102	Contracting	28,210	27,021	-1,189	-4.2
0905	General Attorney	25,385	26,321	+936	+3.7
0105	Social Insurance Administration	25,323	25,092	-231	-0.9
2152	Air Traffic Control	23,781	23,926	+145	+0.6
0962	Contact Representative	15,454	23,250	+7,796	+50.4
0855	Electronics Engineering	23,566	21,612	-1,954	-8.3
1101	General Business and Industry	20,082	21,004	+922	+4.6
0801	General Engineering	18,997	18,171	-826	-4.3
0802	Engineering Technician	18,797	17,552	-1,245	-6.6
0525	Accounting Technician	17,865	15,844	-2,021	-11.3
2005	Supply Clerical and Technician	17,026	14,252	-2,774	-16.3
0592	Tax Examining	19,453	13,643	-5,810	-29.9
0326	Office Automation Clerical	14,674	13,470	-1,204	-8.2
0462	Forestry Technician	13,393	13,293	-100	-0.7
0512	Internal Revenue Agent	14,609	13,276	-1,333	-9.1
0007	Correctional Officer	12,601	13,097	+496	+3.9

**FIGURE 3 - DISTRIBUTION OF FULL-TIME WHITE-COLLAR EMPLOYMENT
BY OCCUPATIONAL GROUP AND GENDER
SEPTEMBER 30, 1999**



Occupational Groups

The 442 different white-collar occupations are organized into 22 groups; for example, the Legal and Kindred group includes the occupation General Attorney. One quarter (363,953 or 25.4 percent) of white-collar workers had an occupation in the General Administrative, Clerical and Office Services group. The other five large white-collar groups were: Medical, Hospital, Dental and Public Health (139,132 or 9.6 percent); Engineering and Architecture (123,183 or 8.5 percent); Accounting and Budget (115,369 or 7.9 percent); Investigations (93,897 or 6.5 percent); Business and Industry (87,292 or 6.0 percent); and Legal and Kindred (86,377 or 5.9 percent). Tables **W-A2**, **W-B2**, **W-C1**, **W-C2**, **W-D1**, **W-D2**, and **W-E** show white-collar employment by occupational group.

Certain white-collar occupations are concentrated in particular Federal agencies. The Department of Agriculture employed 62.2 percent of Biological Sciences employees and 91.6 percent of Veterinary Medical Science workers. The Social Security Administration was the major employer of the Social Science, Psychology and Welfare group (37.4 percent). The Department of Veterans Affairs employed 71.2 percent of the Medical, Hospital, Dental and Public Health group. The Department of Commerce employed 89.0 percent of the Copyright, Patent and Trademark group. The Department of Transportation had 68.6 percent of the Transportation group employees. The Departments of Defense and Treasury together employed 72.3 percent of the Accounting and Budget Group. The Social Security Administration and Departments of Treasury and Justice altogether employed 64.9 percent of the Legal and Kindred group. The Departments of Defense, Interior, and Commerce together employed 63.6 percent of the Physical Sciences group. The Library of Congress and Department of Defense together employed 49.7 percent of the Library and Archives group. The Departments of Justice and Treasury together employed 73.3 percent of the Investigations group. The Department of Defense was the major employer in all the other white-collar occupational groups. **Table W-E** shows white-collar employment by occupational group and large agency.

Figure 3 on the previous page illustrates the balance of men and women in the various white-collar occupational groups. The Personnel Management and Industrial Relations group contained the highest proportion of women (71.3 percent), while the Engineering and Architecture group had the highest proportion of men (89.8 percent). The percentage of women in the full-time

white-collar workforce remained at 48.7 percent overall in 1997 and 1999. The percentage of women rose slightly in 16 occupational groups and fell slightly in six occupational groups.

The Accounting and Budget group lost 12,773 workers in the past two years (down 10.0 percent) due to Defense and Treasury cutbacks. Defense reductions also produced sizeable losses within Engineering and Architecture (down 9,283 or -7.0 percent); General Administration, Clerical and Office Services (down 5,056 or -1.4 percent); Business and Industry (down 4,939 or -5.4 percent); and Supply (down 3,130 or -9.1 percent). Moderate declines took place within these nine groups: Personnel Management and Industrial Relations; Medical, Hospital, Dental, and Public Health; Veterinary Science; Information and Arts; Physical Sciences; Library and Archives; Equipment, Facilities, and Services; Education; and Quality Assurance, Inspection, and Grading.

Hiring by the Treasury and Defense Departments during the past two years caused the significant growth within the Legal and Kindred group (up 7,622 or 9.7 percent) and the Investigations group (up 5,482 or 6.2 percent). Commerce hires expanded the Copyright, Patent and Trademark group by 30.5 percent (up 900). Modest growth also occurred within these five groups: Miscellaneous; Social Science, Psychology and Welfare; Biological Sciences; Mathematics and Statistics; and Transportation. **Table W2** on the next page shows 1999 white-collar occupational group totals and the numerical and percentage changes since 1997.

Table W2 also displays occupational group trend data for 1979 through 1999. While occupational group changes reflect overall workforce expansions and contractions over the years, the full-time Federal civilian workforce has gradually lost blue-collar employment and become progressively more white-collar. During the past 20 years, white-collar employment declined by -2.5 percent (down 36,923). Five groups increased by more than 25 percent; the largest increases occurred in Investigations up 44,931 (91.8 percent); Legal and Kindred up 18,570 (27.4 percent); Medical, Hospital, Dental and Public Health up 14,877 (12.0 percent); Business and Industry up 14,496 (19.9 percent); and Miscellaneous Occupations up 13,385 (25.5 percent). Three white-collar groups declined significantly over the 20-year period: General Administration, Clerical, and Office Services (down 81,347 or -18.3 percent); Engineering and Architecture (down 27,082 or -18.0 percent); and Supply (down 24,824 or -44.3 percent).

**TABLE W2 - TREND OF FULL-TIME CIVILIAN WHITE-COLLAR EMPLOYMENT BY OCCUPATIONAL GROUP AS OF OCTOBER 31, 1979-1985,
AND SEPTEMBER 30, 1987-1999 (EXCLUDES U.S. POSTAL SERVICE AND FOREIGN NATIONALS EMPLOYED OVERSEAS)**

OCCUPATIONAL GROUP	1979	1981	1983	1985	1987	1989	1991	1993	1995	1997	1999	CHANGE 1997-99	PERCENT CHANGE 1997-99
TOTAL, ALL GROUPS*.....	1,490,658	1,512,837	1,522,329	1,602,438	1,630,286	1,662,891	1,710,864	1,668,020	1,569,082	1,479,448	1,453,735	-25,713	-1.7
MISCELLANEOUS OCCUPATIONS.....	52,556	52,349	51,962	54,618	57,032	60,198	65,313	66,804	65,968	65,662	65,941	+279	0.4
SOCIAL SCIENCE, PSYCHOLOGY & WELFARE.....	59,146	60,561	57,337	56,972	55,139	56,135	60,406	65,109	66,063	65,740	67,496	+1,756	2.7
PERSONNEL MANAGEMENT & INDUSTRIAL RELATIONS.....	43,841	47,168	49,071	50,431	51,090	52,606	53,545	51,765	46,298	41,895	40,673	-1,222	-2.9
GENERAL ADMINISTRATIVE, CLERICAL & OFFICE SERVICES.....	445,300	429,713	424,245	450,267	457,761	457,914	466,114	437,158	398,721	369,009	363,953	-5,056	-1.4
BIOLOGICAL SCIENCES.....	50,235	58,687	55,536	54,824	53,849	61,252	64,680	66,188	60,378	58,003	58,779	+776	1.3
ACCOUNTING & BUDGET.....	119,997	123,250	122,452	132,747	142,286	146,006	153,566	147,999	142,598	128,142	115,369	-12,773	-10.0
MEDICAL, HOSPITAL, DENTAL & PUBLIC HEALTH.....	124,255	134,762	137,443	141,698	142,292	141,760	149,250	154,491	152,619	141,555	139,132	-2,423	-1.7
VETERINARY MEDICAL SCIENCE.....	2,998	2,953	2,732	2,728	2,474	2,411	2,492	2,540	2,348	2,188	2,088	-100	-4.6
ENGINEERING & ARCHITECTURE.....	150,265	154,210	159,487	166,976	169,769	172,825	172,472	166,867	145,824	132,466	123,183	-9,283	-7.0
LEGAL & KINDRED.....	67,807	71,757	74,243	74,680	73,445	74,295	81,878	79,834	78,341	78,755	86,377	+7,622	9.7
INFORMATION & ARTS.....	20,674	21,332	19,963	21,708	21,503	21,886	21,894	21,579	19,903	18,639	18,197	-442	-2.4
BUSINESS & INDUSTRY.....	72,796	80,284	85,676	95,273	99,311	103,881	105,631	103,401	97,205	92,231	87,292	-4,939	-5.4
COPYRIGHT, PATENT & TRADEMARK.....	1,587	1,569	1,800	2,042	2,063	2,255	2,532	2,710	2,861	2,961	3,864	+903	30.5
PHYSICAL SCIENCES.....	43,025	43,774	43,307	44,378	42,909	43,504	44,166	43,578	40,781	34,272	33,470	-802	-2.3
LIBRARY & ARCHIVES.....	9,668	9,761	9,654	10,083	9,712	9,763	9,842	9,794	8,609	8,412	8,045	-367	-4.4
MATHEMATICS & STATISTICS.....	14,667	14,623	14,679	15,365	15,139	15,365	15,768	15,208	13,837	13,337	13,624	+287	2.2
EQUIPMENT, FACILITIES, & SERVICES.....	14,279	15,141	15,488	17,738	18,148	18,099	17,851	16,036	14,697	13,646	12,164	-1,482	-10.9
EDUCATION.....	28,201	28,251	28,640	30,287	32,828	32,796	34,371	34,244	33,261	33,127	32,632	-495	-1.5
INVESTIGATION.....	48,966	49,857	51,031	56,423	63,489	71,168	75,488	78,411	79,930	88,415	93,897	+5,482	6.2
QUALITY ASSURANCE, INSPECTION, & GRADING.....	18,556	18,834	18,919	19,458	19,704	19,236	17,729	15,618	13,062	11,009	10,028	-981	-8.9
SUPPLY.....	56,096	57,410	56,919	60,546	57,666	54,423	50,571	44,791	39,057	34,402	31,272	-3,130	-9.1
TRANSPORTATION.....	43,758	34,641	39,440	41,325	42,257	43,907	44,981	43,571	46,378	45,265	45,864	+599	1.3
UNSPECIFIED.....	1,985	1,950	2,305	1,871	420	1,206	324	324	343	317	395	+78	24.6

* The 1991-1993 changes include the withdrawal of Government Accounting Office employees from this survey (5,103 employees in 1991).
The 1995-1997 changes include the withdrawal of Defense Mapping Agency employees from this survey (6,388 employees in 1995).

Occupational Categories

The September 1999 full-time white-collar workforce was distributed among four occupational categories of Professional (389,540 or 26.8 percent), Administrative (530,924 or 36.5 percent); Technical (327,073 or 22.5 percent), and Clerical (159,767 or 11.0 percent); the remaining white-collar workers were in the “Other” category (46,036 or 3.2 percent) — primarily protective services and student trainees, or in the “unspecified” category for 395 employees with unspecified occupational series. Occupational categories are defined in [Appendix I](#).

Women held most clerical jobs (82.6 percent) and technical jobs (59.9 percent) whereas men held three-fifths of the professional, administrative, and “other” jobs (60.6 percent). The largest occupations by occupational category were: Professional — 39,654 in Nurse series 610; Administrative — 57,697 in Miscellaneous Administration and Program series 301; Technical — 34,328 in technical portion of Miscellaneous Clerk and Assistant series 303; Clerical — 54,404 in Secretary series 318; and Other — 13,097 in Correctional Officer series 007. Tables [W-C2](#) and [W-G](#) display the white-collar employment by occupational category.

The white-collar workforce trimmed by 25,713 (down 1.7 percent) since September 1997 due to losses among Clericals (down 20,712 or -13.6 percent) and Technicals (down 5,922 or -2.9 percent). There were moderate increases among Administratives (up 12,824 or 6.0 percent), Professionals (up 1,355 or 0.9 percent), and Others (up 391 or 9.5 percent). Despite the workforce shrinking overall, women increased in the Administrative category by 12,824 or 6.0 percent while men increased in the Other category by 1,388 or 3.5 percent.

Supervisory Status

While white-collar employment declined in the last 2 years by -1.7 percent, managers and supervisors decreased by -2.0 percent. Women comprised 48.7 percent of the white-collar workforce but 31.8 percent of managers and supervisors. Since September 1997, white-collar women decreased by -1.7 percent while women managers and supervisors remained stable, up 0.1 percent. These supervisory patterns were consistent across the major geographic areas. [Table W3](#) below presents white-collar employment by major geographic area, gender, and supervisory status. [Table W-H](#) displays white-collar employment by occupation, occupational group, supervisory status, and gender.

**Table W3 - FULL-TIME FEDERAL CIVILIAN WHITE-COLLAR EMPLOYMENT
BY MAJOR GEOGRAPHIC AREA, GENDER, AND SUPERVISORY STATUS
SEPTEMBER 30, 1999**

Major Geographic Area and Gender	Total	Managers and Supervisors	Non-Supervisors
All Areas			
Total	1,453,735	173,674	1,280,061
Men	745,229	118,424	626,805
Women	708,506	55,250	653,256
United States Excluding Washington, DC-MD-VA-WV Metropolitan Statistical Area (MSA)			
Total	1,149,909	130,807	1,019,102
Men	597,170	89,853	507,317
Women	552,739	40,954	511,785
Washington, DC-MD-VA-WV MSA			
Total	255,188	34,325	220,863
Men	122,164	22,516	99,648
Women	133,024	11,809	121,215
Overseas			
Total	48,638	8,542	40,096
Men	25,895	6,055	19,840
Women	22,743	2,487	20,256

In the combined white- and blue-collar workforce, the 1,486,536 (88.3 percent) nonsupervisory employees were under the direction of the 196,684 (11.7 percent) managers and supervisors in September 1999. The white- and blue-collar employee to supervisor/manager ratio remained 7.6 to 1.

Average Annual Base Salaries

The worldwide average annual base salary for the full-time white-collar workforce as of September 30, 1999, was \$49,715; average salaries for white-collar men and women were \$56,123 and \$42,975, respectively. Average salary by occupation ranged from about \$20,000 for several Student Trainee occupations to \$109,827 for Administrative Law Judges, \$104,655 for United States Marshal, and \$102,852 for Patent Administration.

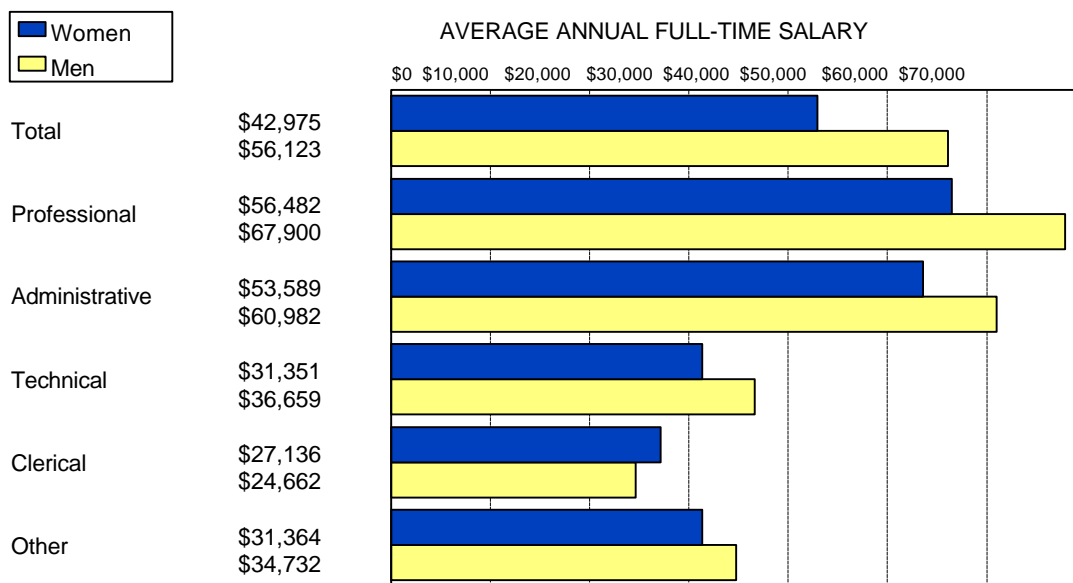
Average annual base salaries are generally higher in the Nation's Capital than elsewhere since most agencies have their headquarters and senior managers there; the September 1999 average salary in the Washington, DC-MD-VA-WV Metropolitan Statistical Area was \$61,545, with \$70,282 for men and \$53,522 for women.

Between September 1997 and 1999, average salaries rose 8.7 percent overall, 76.8 percent for men, and 9.9 percent for women; salaries rose 7.9 percent in the Nation's Capital.

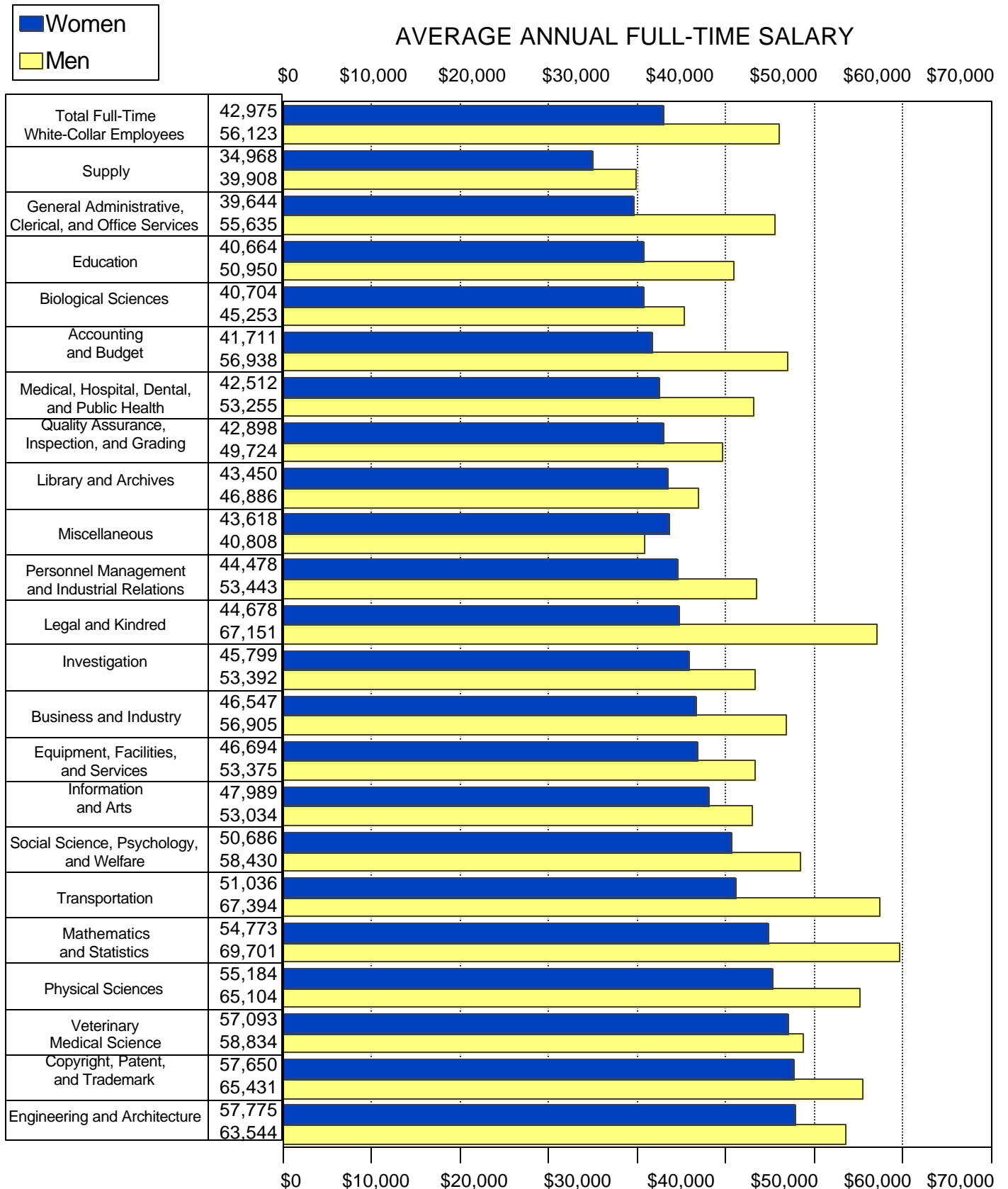
Professionals earned the highest average salaries as of September 1999 at \$63,547 followed by Administratives at \$57,816; Others at \$34,401 (mostly correctional officers, fire fighters, police, guards, and border patrol agents); Technicals at \$33,479; and Clericals at the lowest average salary of \$26,706. Average salaries for men and women in the Professional category were \$67,900 and \$56,482, respectively; for men and women in the Administrative category were \$60,982 and \$53,589, respectively. Increases in the average salary since September 1997 ranged from 7.0 percent for Clericals to 8.8 percent for Others; average salaries increased more for women than men in Professional, Administrative, and Technical categories. **Figure 4** below presents average salaries for men and women by occupational category.

Figure 5 on the next page presents average salaries for men and women by occupational group. Average salary data by major geographic area and gender appear on Tables **W-C1** and **W-C2** by occupation and on Tables **W-F1** and **W-F2** by grade.

FIGURE 4 - AVERAGE ANNUAL SALARIES OF WHITE-COLLAR EMPLOYEES BY OCCUPATIONAL CATEGORY AND GENDER SEPTEMBER 30, 1999



**FIGURE 5 - AVERAGE ANNUAL SALARIES OF WHITE-COLLAR EMPLOYEES
BY OCCUPATIONAL GROUP AND GENDER
SEPTEMBER 30, 1999**



Pay Category

Most full-time Federal civilian white-collar employees in September 1999 were paid under the General Schedule (1,225,805 or 84.3 percent). Another 123,136 employees (8.5 percent) were paid under pay plans and grades related to the General Schedule; 17,281 were at Senior Pay Levels (1.2 percent); and the remaining 87,513 white-collar employees (6.0 percent) were paid under various other white-collar pay plans. Pay categories are defined in [Appendix I](#). Please note that General Schedule (GS) employees are combined with those in related pay plans and grades for presentation as “GS and related employment” in this publication. Tables [W-B1](#), [W-B2](#), [W-F1](#) and [W-G](#) display white-collar employment by these pay categories.

Since September 1997, General Schedule employment was down 55,047 or -4.31 percent. The “Related to GS” category rose by 6,493 or 5.6 percent due to new demonstration pay plans (formerly in General Schedule). Senior Pay Level employment rose 9.9 percent (up 1,551); men increased by 805 or 6.4 percent and women increased by 746 or 23.2 percent. The “Other” pay category rose by 21,290 or 32.1 percent due to the Federal Aviation Administration’s new Air Traffic Controller Compensation Plan. The minor changes in the pay category definitions since the 1997 survey are explained in [Appendix I](#).

General Schedule Grade

As of September 1999, most General Schedule employees were in grades 4 through 7 (384,386 or 31.4 percent) and in grades 11 through 13 (531,597 or 43.4 percent). Women held more than two-thirds of the lower GS grades 1-8 (304,782 or 68.0 percent) whereas men held three-fifths of the higher GS grades 9-15 (469,001 or 60.3 percent). These patterns were unchanged from September 1997. In the past two years, employment in grades 1-5 dropped considerably by 29,890 (-13.8 percent) while employment in grades 6-10 fell somewhat by 10,042 (-2.4 percent) and employment in grades 11-15 also fell somewhat by 15,115 (-2.3 percent). About 40 percent of the General Schedule decline was due to movement into new temporary demonstration pay plans. General Schedule grade distributions are shown on Tables [W-D2](#) and [W-F2](#).

General Schedule average grade went up by 1.4 percent from 9.49 to 9.62 from 1997 to 1999 while the median grade remained at 11. GS average grades rose for women (8.53 to 8.67) but fell for men (10.77 to 10.56). Median GS grade likewise rose for women from 8 to 9 while falling for men from 12 to 11. In the Nation's Capital, the September 1999 GS average grade was 11.26 and the median grade was 12 compared to the rest of the United States with an average grade of 9.30 and a median grade of 9. Since 1997, the average grade in the Washington, DC-MD-VA-WV Metropolitan Statistical Area rose from 11.23 to 11.26 (median grade remained at 12) and the average grade in the rest of the United States fell from 9.39 to 9.30 (median grade fell from 11 to 9).

General Schedule and Related Grade

September 1999 GS and related average grades by occupational category were 12.27 for Professionals, 11.62 for Administratives, 7.17 for Technicals, 5.12 for Clericals, and 7.28 for Others; all categories except Administratives had a higher average grade than in September 1997. Average grades for men and women in the Professional category were 12.55 and 11.69, respectively; in the Administrative category, men and women average grades were 11.86 and 11.32, respectively.

The 1999 GS and related average grades for the white-collar occupational groups ranged from 7.96 for the Supply group to 12.05 for the Engineering and Architecture group. Occupations ranged in GS and related average grade from 3.66 for Sales Store Clerks to 15.00 for United States Marshals. GS and related grade distributions are shown on Tables [W-D1](#), [W-F1](#), and [W-G](#).

WHITE-COLLAR STATISTICAL TABLES INDEX

	Page
Table W-A1 Full-Time Civilian White-Collar Employment by Selected Agency, Major Geographic Area, and Gender, September 30, 1999	13
Table W-A2 Full-Time Civilian White-Collar Employment by Occupation, Major Geographic Area, and Gender, September 30, 1999	14
Table W-B1 Full-Time Civilian White-Collar Employment by Selected Agency, Pay Category, and Gender, September 30, 1999	24
Table W-B2 Full-Time Civilian White-Collar Employment by Occupation, Pay Category, and Gender, September 30, 1999	25
Table W-C1 Full-Time Civilian White-Collar Employment and Average Salary by Occupation, Major Geographic Area, and Gender, September 30, 1999	35
Table W-C2 Full-Time Civilian White-Collar Employment and Average Salary by Occupational Category, Occupation, Major Geographic Area, and Gender, September 30, 1999	44
Table W-D1 Full-Time Civilian White-Collar Employment by Occupation, Gender, Pay Category, General Schedule and Related Grade, Median Grade, and Average Grade, September 30, 1999	55
Table W-D2 Full-Time Civilian General Schedule Employment by Occupation, Gender, Grade, Median Grade, and Average Grade, September 30, 1999	69
Table W-E Full-Time Civilian White-Collar Employment by Occupation, Gender, and Selected Agency, September 30, 1999	83
Table W-F1 Full-Time Civilian White-Collar Employment and Average Salary by Pay Category, Grade or Salary Range, Major Geographic Area, and Gender, September 30, 1999	113
Table W-F2 Full-Time Civilian General Schedule Employment and Average Salary by Grade, Major Geographic Area, and Gender, September 30, 1999	114
Table W-G Full-Time Civilian White-Collar Employment by Pay Category, Grade or Salary Range, Occupational Category, and Gender, September 30, 1999	115
Table W-H Full-Time Civilian White-Collar Employment by Occupation, Supervisory Position, and Gender, September 30, 1999	116



TABLE W-A1 FULL-TIME CIVILIAN WHITE-COLLAR EMPLOYMENT BY AGENCY, MAJOR GEOGRAPHIC AREA, AND GENDER, SEPTEMBER 30, 1999

AGENCY	ALL AREAS			WASHINGTON DC-MD-VA-WV MSA*			UNITED STATES EXCLUDING WASHINGTON, DC-MD-VA-WV MSA*			OVERSEAS		
	TOTAL	MEN	WOMEN	TOTAL	MEN	WOMEN	TOTAL	MEN	WOMEN	TOTAL	MEN	WOMEN
GRAND TOTAL	1,453,735	745,229	708,506	255,188	122,164	133,024	1,149,909	597,170	552,739	48,638	25,895	22,743
GOVERNMENT PRINTING OFFICE	1,784	792	992	1,494	657	837	290	135	155
LIBRARY OF CONGRESS	4,042	1,832	2,210	4,016	1,815	2,201	20	15	5	6	2	4
OTHER LEGISLATIVE BRANCH	646	301	345	637	297	340	9	4	5
EXECUTIVE OFFICE OF THE PRESIDENT	1,071	505	566	1,062	499	563	9	6	3
DEPARTMENT OF STATE	15,242	8,244	6,998	7,572	3,720	3,852	1,284	664	620	6,386	3,860	2,526
DEPARTMENT OF TREASURY	133,218	59,109	74,109	20,535	10,218	10,317	111,580	48,166	63,414	1,103	725	378
DEPARTMENT OF THE ARMY	169,823	92,090	77,733	17,536	8,310	9,226	139,138	75,810	63,328	13,149	7,970	5,179
DEPARTMENT OF THE NAVY	139,488	83,428	56,060	23,575	13,369	10,206	110,947	67,425	43,522	4,966	2,634	2,332
DEPARTMENT OF THE AIR FORCE	106,308	57,906	48,402	4,554	1,971	2,583	97,811	54,314	43,497	3,943	1,621	2,322
DEFENSE LOGISTICS AGENCY	29,986	16,131	13,855	2,383	1,100	1,283	26,823	14,513	12,310	780	518	262
OTHER DEFENSE ACTIVITIES	54,138	21,454	32,684	10,026	4,859	5,167	34,982	13,611	21,371	9,130	2,984	6,146
DEPARTMENT OF JUSTICE	116,764	70,643	46,121	22,506	10,189	12,317	92,237	59,022	33,215	2,021	1,432	589
DEPARTMENT OF INTERIOR	57,154	32,533	24,621	6,841	3,456	3,385	50,063	28,925	21,138	250	152	98
DEPARTMENT OF AGRICULTURE	92,743	54,781	37,962	10,592	4,659	5,933	81,274	49,535	31,739	877	587	290
DEPARTMENT OF COMMERCE	36,648	20,082	16,566	19,957	10,475	9,482	16,302	9,346	6,956	389	261	128
DEPARTMENT OF LABOR	15,272	7,814	7,458	5,294	2,331	2,963	9,931	5,454	4,477	47	29	18
DEPARTMENT OF HEALTH AND HUMAN SERVICES	51,223	18,840	32,383	23,532	9,086	14,446	27,541	9,672	17,869	150	82	68
DEPARTMENT OF HOUSING AND URBAN DEVELOPMENT	10,127	4,167	5,960	2,902	1,139	1,763	7,138	2,991	4,147	87	37	50
DEPARTMENT OF TRANSPORTATION	61,096	44,011	17,085	9,766	5,345	4,421	50,840	38,267	12,573	490	399	91
DEPARTMENT OF ENERGY	14,288	8,544	5,744	5,193	2,874	2,319	9,092	5,669	3,423	3	1	2
DEPARTMENT OF EDUCATION	4,573	1,732	2,841	3,166	1,126	2,040	1,403	605	798	4	1	3
DEPARTMENT OF VETERANS AFFAIRS	167,305	62,239	105,066	5,861	2,529	3,332	159,147	58,607	100,540	2,297	1,103	1,194
ENVIRONMENTAL PROTECTION AGENCY	17,500	8,969	8,531	5,900	2,707	3,193	11,548	6,227	5,321	52	35	17
EQUAL EMPLOYMENT OPPORTUNITY COMMISSION	2,875	991	1,884	670	241	429	2,205	750	1,455
FEDERAL DEPOSIT INSURANCE CORPORATION	7,161	3,855	3,306	2,415	1,084	1,331	4,735	2,764	1,971	11	7	4
FEDERAL EMERGENCY MANAGEMENT AGENCY	3,178	1,655	1,523	1,790	852	938	1,358	785	573	30	18	12
GENERAL SERVICES ADMINISTRATION	12,061	6,147	5,914	4,303	2,043	2,260	7,673	4,035	3,638	85	69	16
NATIONAL AERONAUTICS AND SPACE ADMINISTRATION	18,036	12,132	5,904	3,930	2,400	1,530	14,084	9,716	4,368	22	16	6
NATIONAL ARCHIVES AND RECORDS ADMINISTRATION	2,215	1,016	1,199	994	509	485	1,221	507	714
NUCLEAR REGULATORY COMMISSION	2,739	1,784	955	1,907	1,174	733	832	610	222
OFFICE OF PERSONNEL MANAGEMENT	2,570	914	1,656	1,660	642	1,018	906	270	636	4	2	2
SECURITIES AND EXCHANGE COMMISSION	2,740	1,390	1,350	1,697	831	866	1,043	559	484
SMALL BUSINESS ADMINISTRATION	4,507	2,091	2,416	880	356	524	3,477	1,651	1,826	150	84	66
SMITHSONIAN INSTITUTION	3,968	2,160	1,808	3,633	1,938	1,695	318	208	110	17	14	3
SOCIAL SECURITY ADMINISTRATION	59,972	17,784	42,188	1,664	591	1,073	57,839	17,046	40,793	469	147	322
TENNESSEE VALLEY AUTHORITY	8,856	6,236	2,620	3	1	2	8,853	6,235	2,618
U.S. INFORMATION AGENCY	3,612	1,932	1,680	2,771	1,395	1,376	260	188	72	581	349	232
U.S. INTERNATIONAL DEVELOPMENT COOPERATION AGENCY	2,387	1,206	1,181	1,691	740	951	4	3	1	692	463	229
OTHER EXECUTIVE BRANCH	16,419	7,789	8,630	10,280	4,636	5,644	5,701	2,866	2,835	438	287	151

*MSA is Metropolitan Statistical Area



TABLE W-A2 FULL-TIME CIVILIAN WHITE-COLLAR EMPLOYMENT BY OCCUPATION, MAJOR GEOGRAPHIC AREA, AND GENDER, SEPTEMBER 30, 1999

OCCUPATION CODES 1/ TITLES	ALL AREAS			WASHINGTON, DC-MD-VA-WV METROPOLITAN STATISTICAL AREA			UNITED STATES EXCLUDING WASHINGTON, DC-MD-VA-WV METROPOLITAN STATISTICAL AREA			OVERSEAS		
	TOTAL	MEN	WOMEN	TOTAL	MEN	WOMEN	TOTAL	MEN	WOMEN	TOTAL	MEN	WOMEN
GRAND TOTAL	1,453,735	745,229	708,506	255,188	122,164	133,024	1,149,909	597,170	552,739	48,638	25,895	22,743
0006 A CORRECTIONAL INSTITUTION ADMINISTRATION	1,693	1,222	471	219	143	76	1,461	1,069	392	13	10	3
0007 O CORRECTIONAL OFFICER	13,097	11,476	1,621	12,938	11,340	1,598	159	136	23
0011 A BOND SALES PROMOTION	116	87	29	9	7	2	107	80	27
0018 A SAFETY AND OCCUPATIONAL HEALTH MANAGEMENT	4,278	3,353	925	429	284	145	3,680	2,924	756	169	145	24
0019 T SAFETY TECHNICIAN	222	130	92	10	6	4	209	123	86	3	1	2
0020 P COMMUNITY PLANNING	519	386	133	121	86	35	379	287	92	19	13	6
0021 T COMMUNITY PLANNING TECHNICIAN	17	5	12	2	...	2	15	5	10
0023 A OUTDOOR RECREATION PLANNING	669	408	261	53	31	22	615	376	239	1	1	...
0025 * PARK RANGER	6,276	4,437	1,839	360	237	123	5,887	4,179	1,708	29	21	8
0028 A ENVIRONMENTAL PROTECTION SPECIALIST	5,659	3,350	2,309	1,393	724	669	4,092	2,513	1,579	174	113	61
0029 T ENVIRONMENTAL PROTECTION ASSISTANT	439	166	273	11	3	8	411	148	263	17	15	2
0030 A SPORTS SPECIALIST	557	476	81	35	24	11	382	325	57	140	127	13
0050 A FUNERAL DIRECTING	24	21	3	2	2	...	14	12	2	8	7	1
0060 P CHAPLAIN	597	542	55	18	14	4	573	523	50	6	5	1
0062 A CLOTHING DESIGN	27	10	17	27	10	17
0072 * FINGERPRINT IDENTIFICATION	818	354	464	96	74	22	722	280	442
0080 A SECURITY ADMINISTRATION	6,719	4,255	2,464	2,400	1,374	1,026	3,805	2,420	1,385	514	461	53
0081 O FIRE PROTECTION AND PREVENTION	9,212	9,027	185	471	460	11	8,451	8,281	170	290	286	4
0082 O UNITED STATES MARSHAL	86	78	8	2	2	...	81	73	8	3	3	...
0083 O POLICE	8,731	8,053	678	2,815	2,531	284	5,797	5,409	388	119	113	6
0084 O NUCLEAR MATERIALS COURIER	205	205	205	205
0085 O SECURITY GUARD	3,885	3,490	395	1,032	831	201	2,773	2,582	191	80	77	3
0086 C SECURITY CLERICAL AND ASSISTANCE	1,512	506	1,006	310	87	223	1,152	386	766	50	33	17
0090 T GUIDE	352	190	162	15	10	5	328	176	152	9	4	5
0095 P FOREIGN LAW SPECIALIST	20	10	10	20	10	10
0099 O GENERAL STUDENT TRAINEE	211	109	102	23	14	9	187	95	92	1	...	1
0000 MISCELLANEOUS OCCUPATIONS	65,941	52,346	13,595	9,846	6,954	2,892	54,291	43,821	10,470	1,804	1,571	233
0101 P SOCIAL SCIENCE	6,768	3,402	3,366	1,561	695	866	4,746	2,524	2,222	461	183	278
0102 T SOCIAL SCIENCE AID AND TECHNICIAN	685	351	334	40	11	29	623	331	292	22	9	13
0105 A SOCIAL INSURANCE ADMINISTRATION	25,092	8,403	16,689	264	65	199	24,615	8,264	16,351	213	74	139
0106 A UNEMPLOYMENT INSURANCE	115	64	51	48	29	19	67	35	32
0107 A HEALTH INSURANCE ADMINISTRATION	1,809	644	1,165	43	12	31	1,763	631	1,132	3	1	2
0110 P ECONOMIST	4,894	3,545	1,349	3,278	2,337	941	1,185	874	311	431	334	97
0119 T ECONOMICS ASSISTANT	110	25	85	91	20	71	19	5	14
0130 P FOREIGN AFFAIRS	5,011	3,264	1,747	2,285	1,440	845	183	133	50	2,543	1,691	852
0131 P INTERNATIONAL RELATIONS	159	107	52	129	79	50	3	3	...	27	25	2
0132 A INTELLIGENCE	5,407	3,367	2,040	1,911	1,176	735	3,191	1,953	1,238	305	238	67
0134 C INTELLIGENCE AID AND CLERK	321	48	273	136	18	118	176	25	151	9	5	4
0135 P FOREIGN AGRICULTURAL AFFAIRS	185	145	40	76	58	18	4	3	1	105	84	21
0136 A INTERNATIONAL COOPERATION	22	8	14	20	6	14	2	2	...
0140 P MANPOWER RESEARCH AND ANALYSIS	29	13	16	29	13	16
0142 A MANPOWER DEVELOPMENT	419	213	206	118	58	60	298	153	145	3	2	1
0150 P GEOGRAPHY	431	287	144	177	129	48	254	158	96
0160 A CIVIL RIGHTS ANALYSIS	51	21	30	37	10	27	14	11	3
0170 P HISTORY	645	484	161	258	199	59	368	268	100	19	17	2
0180 P PSYCHOLOGY	3,666	2,286	1,380	414	226	188	3,153	2,011	1,142	99	49	50
0181 T PSYCHOLOGY AID AND TECHNICIAN	626	318	308	26	8	18	595	307	288	5	3	2

1/P = PROFESSIONAL, A = ADMINISTRATIVE, T = TECHNICAL, C = CLERICAL, O = OTHER, * = SPLIT OCCUPATIONAL CATEGORY

TABLE W-A2 FULL-TIME CIVILIAN WHITE-COLLAR EMPLOYMENT BY OCCUPATION, MAJOR GEOGRAPHIC AREA, AND GENDER, SEPTEMBER 30, 1999

OCCUPATION CODES 1/ TITLES	ALL AREAS			WASHINGTON, DC-MD-VA-WV METROPOLITAN STATISTICAL AREA			UNITED STATES EXCLUDING WASHINGTON, DC-MD-VA-WV METROPOLITAN STATISTICAL AREA			OVERSEAS		
	TOTAL	MEN	WOMEN	TOTAL	MEN	WOMEN	TOTAL	MEN	WOMEN	TOTAL	MEN	WOMEN
0184 P SOCIOLOGY	39	21	18	15	10	5	24	11	13
0185 P SOCIAL WORK	4,599	1,891	2,708	182	46	136	4,229	1,771	2,458	188	74	114
0186 T SOCIAL SERVICES AID AND ASSISTANT	960	414	546	26	11	15	879	396	483	55	7	48
0187 A SOCIAL SERVICES	506	143	363	22	15	7	406	103	303	78	25	53
0188 A RECREATION SPECIALIST	1,799	1,185	614	71	36	35	1,397	945	452	331	204	127
0189 T RECREATION AID AND ASSISTANT	1,958	1,081	877	83	46	37	1,514	827	687	361	208	153
0190 P GENERAL ANTHROPOLOGY	92	52	40	34	21	13	54	28	26	4	3	1
0193 P ARCHEOLOGY	982	613	369	36	23	13	941	586	355	5	4	1
0199 O SOCIAL SCIENCE STUDENT TRAINEE	116	46	70	24	10	14	92	36	56
0100 SOCIAL SCIENCE, PSYCHOLOGY, AND WELFARE	67,496	32,441	35,055	11,434	6,807	4,627	50,793	22,392	28,401	5,269	3,242	2,027
0201 A PERSONNEL MANAGEMENT	11,430	3,210	8,220	3,854	1,001	2,853	7,158	2,055	5,103	418	154	264
0203 * PERSONNEL CLERICAL AND ASSISTANCE	7,908	942	6,966	1,498	166	1,332	6,190	720	5,470	220	56	164
0204 * MILITARY PERSONNEL CLERICAL AND TECHNICIAN	6,824	2,131	4,693	729	156	573	5,868	1,856	4,012	227	119	108
0205 A MILITARY PERSONNEL MANAGEMENT	1,883	1,029	854	498	207	291	1,340	789	551	45	33	12
0212 A PERSONNEL STAFFING	2,053	354	1,699	490	82	408	1,501	263	1,238	62	9	53
0221 A POSITION CLASSIFICATION	804	283	521	201	80	121	564	187	377	39	16	23
0222 A OCCUPATIONAL ANALYSIS	29	19	10	5	4	1	24	15	9
0223 A SALARY AND WAGE ADMINISTRATION	128	53	75	64	27	37	64	26	38
0230 A EMPLOYEE RELATIONS	1,602	383	1,219	549	123	426	1,022	249	773	31	11	20
0233 A LABOR RELATIONS	1,081	530	551	251	134	117	822	392	430	8	4	4
0235 A EMPLOYEE DEVELOPMENT	1,837	612	1,225	545	151	394	1,275	452	823	17	9	8
0241 A MEDIATION	227	184	43	22	15	7	205	169	36
0243 A APPRENTICESHIP AND TRAINING	157	102	55	7	4	3	150	98	52
0244 A LABOR MANAGEMENT RELATIONS EXAMINING	348	214	134	10	5	5	334	206	128	4	3	1
0246 A CONTRACTOR INDUSTRIAL RELATIONS	119	54	65	9	4	5	110	50	60
0249 A WAGE AND HOUR COMPLIANCE	1,120	641	479	51	25	26	1,049	605	444	20	11	9
0260 A EQUAL EMPLOYMENT OPPORTUNITY	2,655	796	1,859	955	286	669	1,627	488	1,139	73	22	51
0270 A FEDERAL RETIREMENT BENEFITS	406	124	282	282	91	191	124	33	91
0299 O PERSONNEL MANAGEMENT STUDENT TRAINEE	62	13	49	16	6	10	45	7	38	1	...	1
0200 PERSONNEL MANAGEMENT AND INDUSTRIAL RELATIONS	40,673	11,674	28,999	10,036	2,567	7,469	29,472	8,660	20,812	1,165	447	718
0301 A MISCELLANEOUS ADMINISTRATION AND PROGRAM	57,697	28,257	29,440	19,541	7,805	11,736	36,237	19,123	17,114	1,919	1,329	590
0302 C MESSENGER	78	63	15	12	10	2	66	53	13
0303 * MISCELLANEOUS CLERK AND ASSISTANT	64,433	13,859	50,574	10,655	1,791	8,864	51,708	11,157	40,551	2,070	911	1,159
0304 C INFORMATION RECEPTIONIST	884	172	712	58	12	46	809	153	656	17	7	10
0305 C MAIL AND FILE	10,206	4,564	5,642	1,546	676	870	8,339	3,679	4,660	321	209	112
0309 C CORRESPONDENCE CLERK	254	48	206	42	8	34	212	40	172
0312 C CLERK-STENOGRAPHER AND REPORTER	72	4	68	3	...	3	54	1	53	15	3	12
0313 C WORK UNIT SUPERVISING	160	7	153	8	...	8	151	7	144	1	...	1
0318 C SECRETARY	54,404	1,416	52,988	13,203	298	12,905	38,728	956	37,772	2,473	162	2,311
0319 C CLOSED MICROPHONE REPORTING	114	19	95	6	2	4	93	14	79	15	3	12
0322 C CLERK-TYPIST	2,227	423	1,804	434	118	316	975	106	869	818	199	619
0326 * OFFICE AUTOMATION CLERICAL AND ASSISTANCE	13,470	1,879	11,591	2,529	480	2,049	10,436	1,314	9,122	505	85	420
0332 T COMPUTER OPERATION	2,766	1,305	1,461	568	285	283	2,152	992	1,160	46	28	18
0334 A COMPUTER SPECIALIST	56,216	33,674	22,542	17,290	9,999	7,291	37,034	22,148	14,886	1,892	1,527	365
0335 * COMPUTER CLERK AND ASSISTANT	5,876	1,969	3,907	890	281	609	4,813	1,593	3,220	173	95	78
0340 A PROGRAM MANAGEMENT	7,901	5,520	2,381	2,048	1,404	644	5,491	3,871	1,620	362	245	117
0341 A ADMINISTRATIVE OFFICER	7,362	2,036	5,326	1,820	365	1,455	5,036	1,350	3,686	506	321	185
0342 A SUPPORT SERVICES ADMINISTRATION	3,611	1,649	1,962	505	237	268	2,805	1,211	1,594	301	201	100

1/P = PROFESSIONAL, A = ADMINISTRATIVE, T = TECHNICAL, C = CLERICAL, O = OTHER, * = SPLIT OCCUPATIONAL CATEGORY

TABLE W-A2 FULL-TIME CIVILIAN WHITE-COLLAR EMPLOYMENT BY OCCUPATION, MAJOR GEOGRAPHIC AREA, AND GENDER, SEPTEMBER 30, 1999

OCCUPATION CODES 1/ TITLES	ALL AREAS			WASHINGTON, DC-MD-VA-WV METROPOLITAN STATISTICAL AREA			UNITED STATES EXCLUDING WASHINGTON, DC-MD-VA-WV METROPOLITAN STATISTICAL AREA			OVERSEAS		
	TOTAL	MEN	WOMEN	TOTAL	MEN	WOMEN	TOTAL	MEN	WOMEN	TOTAL	MEN	WOMEN
0343 A MANAGEMENT AND PROGRAM ANALYSIS	41,770	15,118	26,652	18,464	6,322	12,142	22,542	8,378	14,164	764	418	346
0344 * MANAGEMENT AND PROGRAM CLERICAL AND ASSISTANCE	6,299	895	5,404	1,315	148	1,167	4,782	682	4,100	202	65	137
0346 A LOGISTICS MANAGEMENT	11,316	7,839	3,477	1,102	658	444	9,736	6,763	2,973	478	418	60
0350 C EQUIPMENT OPERATOR	1,126	623	503	131	82	49	979	532	447	16	9	7
0351 C PRINTING CLERICAL	149	35	114	84	17	67	48	12	36	17	6	11
0356 C DATA TRANSCRIBER	2,312	229	2,083	34	3	31	2,276	225	2,051	2	1	1
0357 C CODING	141	26	115	24	5	19	117	21	96
0360 A EQUAL OPPORTUNITY COMPLIANCE	1,859	784	1,075	300	114	186	1,551	662	889	8	8	...
0361 T EQUAL OPPORTUNITY ASSISTANCE	546	62	484	145	22	123	395	40	355	6	...	6
0382 C TELEPHONE OPERATING	1,213	352	861	75	12	63	1,031	293	738	107	47	60
0390 T TELECOMMUNICATIONS PROCESSING	710	418	292	151	80	71	550	330	220	9	8	1
0391 A TELECOMMUNICATIONS	7,236	5,316	1,920	2,159	1,497	662	4,637	3,427	1,210	440	392	48
0392 T GENERAL TELECOMMUNICATIONS	807	464	343	97	51	46	694	401	293	16	12	4
0394 C COMMUNICATIONS CLERICAL	208	46	162	32	5	27	167	37	130	9	4	5
0399 O ADMINISTRATION AND OFFICE SUPPORT STUDENT TRAINEE	530	214	316	182	70	112	347	144	203	1	...	1
0300 GENERAL ADMINISTRATION, CLERICAL, AND OFFICE SERVICES	363,953	129,285	234,668	95,453	32,857	62,596	254,991	89,715	165,276	13,509	6,713	6,796
0401 P GENERAL BIOLOGICAL SCIENCE	10,087	6,791	3,296	2,668	1,470	1,198	7,300	5,224	2,076	119	97	22
0403 P MICROBIOLOGY	2,059	1,206	853	807	474	333	1,242	727	515	10	5	5
0404 T BIOLOGICAL SCIENCE TECHNICIAN	6,381	3,728	2,653	632	328	304	5,682	3,344	2,338	67	56	11
0405 P PHARMACOLOGY	400	282	118	327	223	104	73	59	14
0406 P AGRICULTURAL EXTENSION	8	4	4	8	4	4
0408 P ECOLOGY	863	597	266	74	46	28	782	546	236	7	5	2
0410 P ZOOLOGY	102	84	18	70	60	10	32	24	8
0413 P PHYSIOLOGY	424	313	111	122	85	37	302	228	74
0414 P ENTOMOLOGY	600	515	85	114	100	14	472	403	69	14	12	2
0415 P TOXICOLOGY	310	217	93	126	84	42	182	132	50	2	1	1
0421 T PLANT PROTECTION TECHNICIAN	357	224	133	6	...	6	314	205	109	37	19	18
0430 P BOTANY	373	176	197	47	31	16	324	145	179	2	...	2
0434 P PLANT PATHOLOGY	257	200	57	64	47	17	192	152	40	1	1	...
0435 P PLANT PHYSIOLOGY	262	198	64	48	39	9	213	158	55	1	1	...
0436 P PLANT PROTECTION AND QUARANTINE	1,635	1,226	409	20	11	9	1,517	1,150	367	98	65	33
0437 P HORTICULTURE	142	96	46	78	47	31	63	48	15	1	1	...
0440 P GENETICS	345	266	79	61	35	26	283	230	53	1	1	...
0454 P RANGELAND MANAGEMENT	1,017	809	208	6	6	...	1,011	803	208
0455 T RANGE TECHNICIAN	1,340	1,102	238	1,340	1,102	238
0457 P SOIL CONSERVATION	4,149	3,394	755	47	41	6	4,064	3,324	740	38	29	9
0458 T SOIL CONSERVATION TECHNICIAN	1,429	1,162	267	3	2	1	1,413	1,149	264	13	11	2
0459 T IRRIGATION SYSTEM OPERATION	125	124	1	125	124	1
0460 P FORESTRY	3,694	2,981	713	60	49	11	3,626	2,924	702	8	8	...
0462 T FORESTRY TECHNICIAN	13,293	10,590	2,703	2	2	...	13,280	10,578	2,702	11	10	1
0470 P SOIL SCIENCE	1,361	1,195	166	39	33	6	1,318	1,159	159	4	3	1
0471 P AGRONOMY	279	254	25	28	26	2	246	223	23	5	5	...
0475 P AGRICULTURAL MANAGEMENT	1,700	1,221	479	50	38	12	1,611	1,151	460	39	32	7
0480 P GENERAL FISH AND WILDLIFE ADMINISTRATION	251	198	53	47	36	11	203	161	42	1	1	...
0482 P FISHERY BIOLOGY	2,139	1,694	445	104	72	32	2,034	1,621	413	1	1	...
0485 P WILDLIFE REFUGE MANAGEMENT	653	553	100	13	11	2	632	535	97	8	7	1
0486 P WILDLIFE BIOLOGY	2,248	1,673	575	116	96	20	2,116	1,564	552	16	13	3

1/P = PROFESSIONAL, A = ADMINISTRATIVE, T = TECHNICAL, C = CLERICAL, O = OTHER, * = SPLIT OCCUPATIONAL CATEGORY

TABLE W-A2 FULL-TIME CIVILIAN WHITE-COLLAR EMPLOYMENT BY OCCUPATION, MAJOR GEOGRAPHIC AREA, AND GENDER, SEPTEMBER 30, 1999

OCCUPATION CODES 1/ TITLES	ALL AREAS			WASHINGTON, DC-MD-VA-WV METROPOLITAN STATISTICAL AREA			UNITED STATES EXCLUDING WASHINGTON, DC-MD-VA-WV METROPOLITAN STATISTICAL AREA			OVERSEAS		
	TOTAL	MEN	WOMEN	TOTAL	MEN	WOMEN	TOTAL	MEN	WOMEN	TOTAL	MEN	WOMEN
0487 P ANIMAL SCIENCE	95	80	15	45	35	10	50	45	5
0493 P HOME ECONOMICS	14	2	12	9	1	8	5	1	4
0499 O BIOLOGICAL SCIENCE STUDENT TRAINEE	387	202	185	19	8	11	366	193	173	2	1	1
0400 BIOLOGICAL SCIENCES	58,779	43,357	15,422	5,860	3,540	2,320	52,413	39,432	12,981	506	385	121
0501 A FINANCIAL ADMINISTRATION AND PROGRAM	8,954	3,361	5,593	2,331	838	1,493	6,448	2,416	4,032	175	107	68
0503 * FINANCIAL CLERICAL AND ASSISTANCE	5,895	1,260	4,635	478	82	396	5,341	1,144	4,197	76	34	42
0505 A FINANCIAL MANAGEMENT	1,459	964	495	299	206	93	1,044	676	368	116	82	34
0510 P ACCOUNTING	12,453	6,238	6,215	3,778	1,937	1,841	8,464	4,191	4,273	211	110	101
0511 P AUDITING	11,496	7,555	3,941	2,784	1,736	1,048	8,454	5,639	2,815	258	180	78
0512 P INTERNAL REVENUE AGENT	13,276	7,995	5,281	345	206	139	12,919	7,780	5,139	12	9	3
0525 * ACCOUNTING TECHNICIAN	15,844	3,403	12,441	1,235	194	1,041	14,086	3,069	11,017	523	140	383
0526 T TAX TECHNICIAN	3,224	1,002	2,222	33	3	30	3,163	992	2,171	28	7	21
0530 C CASH PROCESSING	1,131	201	930	27	3	24	1,003	178	825	101	20	81
0540 C VOUCHER EXAMINING	1,802	530	1,272	210	39	171	1,528	465	1,063	64	26	38
0544 * CIVILIAN PAY	1,920	361	1,559	180	24	156	1,707	327	1,380	33	10	23
0545 * MILITARY PAY	2,169	762	1,407	68	21	47	2,039	711	1,328	62	30	32
0560 A BUDGET ANALYSIS	12,884	3,581	9,303	3,837	1,259	2,578	8,553	2,131	6,422	494	191	303
0561 * BUDGET CLERICAL AND ASSISTANCE	3,183	410	2,773	325	33	292	2,713	339	2,374	145	38	107
0570 A FINANCIAL INSTITUTION EXAMINING	5,130	3,618	1,512	284	190	94	4,833	3,419	1,414	13	9	4
0580 A CREDIT UNION EXAMINER	719	504	215	52	29	23	666	474	192	1	1	...
0592 * TAX EXAMINING	13,643	2,908	10,735	22	1	21	13,616	2,905	10,711	5	2	3
0593 T INSURANCE ACCOUNTS	49	13	36	49	13	36
0599 O FINANCIAL MANAGEMENT STUDENT TRAINEE	138	47	91	22	9	13	114	38	76	2	...	2
0500 ACCOUNTING AND BUDGET	115,369	44,713	70,656	16,310	6,810	9,500	96,740	36,907	59,833	2,319	996	1,323
0601 P GENERAL HEALTH SCIENCE	4,726	2,204	2,522	1,299	619	680	3,359	1,556	1,803	68	29	39
0602 P MEDICAL OFFICER	11,087	8,031	3,056	1,772	1,186	586	9,083	6,688	2,395	232	157	75
0603 A PHYSICIAN'S ASSISTANT	2,040	1,392	648	46	20	26	1,978	1,360	618	16	12	4
0610 P NURSE	39,654	5,356	34,298	1,853	145	1,708	37,034	5,068	31,966	767	143	624
0620 T PRACTICAL NURSE	10,926	1,684	9,242	255	38	217	10,513	1,589	8,924	158	57	101
0621 T NURSING ASSISTANT	10,189	3,342	6,847	323	53	270	9,749	3,202	6,547	117	87	30
0622 T MEDICAL SUPPLY AIDE AND TECHNICIAN	2,017	1,147	870	70	27	43	1,910	1,089	821	37	31	6
0625 T AUTOPSY ASSISTANT	45	39	6	5	4	1	37	32	5	3	3	...
0630 P DIETITIAN AND NUTRITIONIST	1,430	97	1,333	136	9	127	1,257	85	1,172	37	3	34
0631 P OCCUPATIONAL THERAPIST	686	120	566	12	2	10	627	113	514	47	5	42
0633 P PHYSICAL THERAPIST	778	288	490	18	8	10	722	264	458	38	16	22
0635 P CORRECTIVE THERAPIST	461	297	164	7	6	1	454	291	163
0636 T REHABILITATION THERAPY ASSISTANT	773	361	412	12	5	7	752	353	399	9	3	6
0637 P MANUAL ARTS THERAPIST	70	60	10	70	60	10
0638 P RECREATION/CREATIVE ARTS THERAPIST	748	334	414	41	15	26	696	312	384	11	7	4
0639 P EDUCATIONAL THERAPIST	13	2	11	10	2	8	3	...	3
0640 T HEALTH AID AND TECHNICIAN	5,876	2,479	3,397	230	101	129	5,519	2,313	3,206	127	65	62
0642 T NUCLEAR MEDICINE TECHNICIAN	131	66	65	27	12	15	101	51	50	3	3	...
0644 P MEDICAL TECHNOLOGIST	5,277	1,732	3,545	471	122	349	4,728	1,593	3,135	78	17	61
0645 T MEDICAL TECHNICIAN	1,748	584	1,164	77	30	47	1,633	542	1,091	38	12	26
0646 T PATHOLOGY TECHNICIAN	431	136	295	57	19	38	368	112	256	6	5	1
0647 T DIAGNOSTIC RADIOLOGIC TECHNOLOGIST	2,963	1,511	1,452	122	63	59	2,799	1,427	1,372	42	21	21
0648 T THERAPEUTIC RADIOLOGIC TECHNOLOGIST	131	48	83	8	1	7	120	45	75	3	2	1
0649 T MEDICAL INSTRUMENT TECHNICIAN	1,917	776	1,141	90	42	48	1,799	716	1,083	28	18	10

1/P = PROFESSIONAL, A = ADMINISTRATIVE, T = TECHNICAL, C = CLERICAL, O = OTHER, * = SPLIT OCCUPATIONAL CATEGORY

TABLE W-A2 FULL-TIME CIVILIAN WHITE-COLLAR EMPLOYMENT BY OCCUPATION, MAJOR GEOGRAPHIC AREA, AND GENDER, SEPTEMBER 30, 1999

OCCUPATION CODES 1/ TITLES	ALL AREAS			WASHINGTON, DC-MD-VA-WV METROPOLITAN STATISTICAL AREA			UNITED STATES EXCLUDING WASHINGTON, DC-MD-VA-WV METROPOLITAN STATISTICAL AREA			OVERSEAS		
	TOTAL	MEN	WOMEN	TOTAL	MEN	WOMEN	TOTAL	MEN	WOMEN	TOTAL	MEN	WOMEN
0650 T MEDICAL TECHNICAL ASSISTANT	1	...	1	1	...	1
0651 T RESPIRATORY THERAPIST	361	201	160	15	8	7	343	190	153	3	3	...
0660 P PHARMACIST	4,401	2,426	1,975	179	83	96	4,120	2,304	1,816	102	39	63
0661 T PHARMACY TECHNICIAN	3,337	1,021	2,316	93	35	58	3,181	966	2,215	63	20	43
0662 P OPTOMETRIST	275	167	108	4	3	1	269	164	105	2	...	2
0664 T RESTORATION TECHNICIAN	12	10	2	12	10	2
0665 P SPEECH PATHOLOGY AND AUDIOLOGY	745	241	504	49	8	41	668	227	441	28	6	22
0667 T ORTHOTIST AND PROSTHETIST	205	192	13	10	10	...	190	177	13	5	5	...
0668 P PODIATRIST	279	202	77	8	5	3	270	196	74	1	1	...
0669 A MEDICAL RECORDS ADMINISTRATION	506	66	440	52	17	35	444	48	396	10	1	9
0670 A HEALTH SYSTEM ADMINISTRATION	560	372	188	19	15	4	535	353	182	6	4	2
0671 A HEALTH SYSTEM SPECIALIST	1,840	791	1,049	178	94	84	1,596	669	927	66	28	38
0672 T PROSTHETIC REPRESENTATIVE	186	118	68	4	2	2	181	115	66	1	1	...
0673 A HOSPITAL HOUSEKEEPING MANAGEMENT	191	165	26	9	8	1	178	155	23	4	2	2
0675 T MEDICAL RECORDS TECHNICIAN	3,287	532	2,755	178	38	140	3,041	480	2,561	68	14	54
0679 C MEDICAL CLERK	9,361	1,911	7,450	321	52	269	8,800	1,776	7,024	240	83	157
0680 P DENTAL OFFICER	742	641	101	41	29	12	689	604	85	12	8	4
0681 T DENTAL ASSISTANT	2,769	212	2,557	90	10	80	2,424	176	2,248	255	26	229
0682 T DENTAL HYGIENE	332	13	319	16	...	16	302	13	289	14	...	14
0683 T DENTAL LABORATORY AID AND TECHNICIAN	555	450	105	46	39	7	490	394	96	19	17	2
0685 A PUBLIC HEALTH PROGRAM SPECIALIST	1,515	703	812	584	181	403	851	483	368	80	39	41
0688 A SANITARIAN	41	26	15	2	2	...	39	24	15
0690 P INDUSTRIAL HYGIENE	1,445	1,004	441	154	106	48	1,254	871	383	37	27	10
0696 P CONSUMER SAFETY	1,896	1,072	824	664	306	358	1,199	742	457	33	24	9
0698 T ENVIRONMENTAL HEALTH TECHNICIAN	105	78	27	103	77	26	2	1	1
0699 O MEDICAL AND HEALTH STUDENT TRAINEE	68	18	50	9	2	7	57	16	41	2	...	2
0600 MEDICAL, HOSPITAL, DENTAL, AND PUBLIC HEALTH	139,132	44,718	94,414	9,656	3,580	6,076	126,555	40,093	86,462	2,921	1,045	1,876
0701 P VETERINARY MEDICAL SCIENCE	1,767	1,408	359	193	128	65	1,552	1,263	289	22	17	5
0704 T ANIMAL HEALTH TECHNICIAN	318	264	54	9	4	5	297	248	49	12	12	...
0799 O VETERINARY STUDENT TRAINEE	3	...	3	1	...	1	2	...	2
0700 VETERINARY MEDICAL SCIENCE	2,088	1,672	416	203	132	71	1,851	1,511	340	34	29	5
0801 P GENERAL ENGINEERING	18,171	16,295	1,876	4,122	3,695	427	13,602	12,196	1,406	447	404	43
0802 T ENGINEERING TECHNICIAN	17,552	15,728	1,824	1,213	1,100	113	16,100	14,409	1,691	239	219	20
0803 P SAFETY ENGINEERING	522	464	58	87	79	8	426	379	47	9	6	3
0804 P FIRE PROTECTION ENGINEERING	148	130	18	63	53	10	82	74	8	3	3	...
0806 P MATERIALS ENGINEERING	1,071	903	168	220	173	47	850	730	120	1	...	1
0807 P LANDSCAPE ARCHITECTURE	531	363	168	41	31	10	484	327	157	6	5	1
0808 P ARCHITECTURE	1,685	1,425	260	382	290	92	1,246	1,090	156	57	45	12
0809 T CONSTRUCTION CONTROL	2,317	2,228	89	94	89	5	2,101	2,021	80	122	118	4
0810 P CIVIL ENGINEERING	11,523	10,274	1,249	878	783	95	10,248	9,134	1,114	397	357	40
0817 T SURVEYING TECHNICIAN	622	586	36	4	4	...	615	580	35	3	2	1
0818 T ENGINEERING DRAFTING	287	227	60	24	16	8	254	202	52	9	9	...
0819 P ENVIRONMENTAL ENGINEERING	5,132	4,015	1,117	510	379	131	4,487	3,517	970	135	119	16
0828 A CONSTRUCTION ANALYST	383	345	38	18	16	2	330	296	34	35	33	2
0830 P MECHANICAL ENGINEERING	9,685	9,053	632	1,572	1,448	124	8,017	7,516	501	96	89	7
0840 P NUCLEAR ENGINEERING	2,178	2,041	137	378	359	19	1,800	1,682	118
0850 P ELECTRICAL ENGINEERING	4,228	3,863	365	502	448	54	3,668	3,359	309	58	56	2
0854 P COMPUTER ENGINEERING	2,322	1,889	433	423	354	69	1,895	1,533	362	4	2	2

1/P = PROFESSIONAL, A = ADMINISTRATIVE, T = TECHNICAL, C = CLERICAL, O = OTHER, * = SPLIT OCCUPATIONAL CATEGORY

TABLE W-A2 FULL-TIME CIVILIAN WHITE-COLLAR EMPLOYMENT BY OCCUPATION, MAJOR GEOGRAPHIC AREA, AND GENDER, SEPTEMBER 30, 1999

OCCUPATION CODES 1/ TITLES	ALL AREAS			WASHINGTON, DC-MD-VA-WV METROPOLITAN STATISTICAL AREA			UNITED STATES EXCLUDING WASHINGTON, DC-MD-VA-WV METROPOLITAN STATISTICAL AREA			OVERSEAS		
	TOTAL	MEN	WOMEN	TOTAL	MEN	WOMEN	TOTAL	MEN	WOMEN	TOTAL	MEN	WOMEN
0855 P ELECTRONICS ENGINEERING	21,612	19,807	1,805	3,346	3,049	297	18,067	16,578	1,489	199	180	19
0856 T ELECTRONICS TECHNICIAN	9,529	9,033	496	693	658	35	8,589	8,136	453	247	239	8
0858 P BIOMEDICAL ENGINEERING	275	204	71	105	75	30	169	128	41	1	1	...
0861 P AEROSPACE ENGINEERING	7,585	6,787	798	905	784	121	6,648	5,973	675	32	30	2
0871 P NAVAL ARCHITECTURE	769	708	61	442	409	33	325	297	28	2	2	...
0873 A SHIP SURVEYING	126	125	1	6	6	...	104	103	1	16	16	...
0880 P MINING ENGINEERING	238	226	12	9	8	1	229	218	11
0881 P PETROLEUM ENGINEERING	329	294	35	49	39	10	280	255	25
0890 P AGRICULTURAL ENGINEERING	368	323	45	14	13	1	353	309	44	1	1	...
0892 P CERAMIC ENGINEERING	47	39	8	13	10	3	34	29	5
0893 P CHEMICAL ENGINEERING	1,069	856	213	291	222	69	774	630	144	4	4	...
0894 P WELDING ENGINEERING	39	38	1	9	9	...	30	29	1
0895 T INDUSTRIAL ENGINEERING TECHNICIAN	1,093	887	206	1	1	...	1,082	877	205	10	9	1
0896 P INDUSTRIAL ENGINEERING	1,272	1,066	206	158	124	34	1,085	917	168	29	25	4
0899 O ENGINEERING AND ARCHITECTURE STUDENT TRAINEE	475	353	122	73	63	10	401	290	111	1	...	1
0800 ENGINEERING AND ARCHITECTURE	123,183	110,575	12,608	16,645	14,787	1,858	104,375	93,814	10,561	2,163	1,974	189
0904 P LAW CLERK	317	135	182	179	80	99	137	55	82	1	...	1
0905 P GENERAL ATTORNEY	26,321	16,068	10,253	12,032	7,150	4,882	13,997	8,727	5,270	292	191	101
0920 A ESTATE TAX EXAMINING	2	1	1	2	1	1
0930 A HEARINGS AND APPEALS	1,782	1,191	591	172	98	74	1,607	1,091	516	3	2	1
0935 P ADMINISTRATIVE LAW JUDGE	1,309	1,145	164	141	115	26	1,156	1,020	136	12	10	2
0945 A CLERK OF COURT	32	5	27	24	5	19	8	...	8
0950 A PARALEGAL SPECIALIST	5,980	1,263	4,717	2,530	619	1,911	3,401	632	2,769	49	12	37
0958 A PENSION LAW SPECIALIST	122	51	71	122	51	71
0962 T CONTACT REPRESENTATIVE	23,250	6,144	17,106	326	66	260	22,692	5,989	16,703	232	89	143
0963 T LEGAL INSTRUMENTS EXAMINING	2,636	575	2,061	960	178	782	1,661	395	1,266	15	2	13
0965 A LAND LAW EXAMINING	249	38	211	14	5	9	235	33	202
0967 A PASSPORT AND VISA EXAMINING	683	281	402	130	41	89	414	162	252	139	78	61
0986 * LEGAL CLERICAL AND ASSISTANCE	9,398	867	8,531	1,732	257	1,475	7,544	595	6,949	122	15	107
0987 A TAX LAW SPECIALIST	314	196	118	259	181	78	54	15	39	1	...	1
0990 * GENERAL CLAIMS EXAMINING	3,861	912	2,949	120	28	92	3,735	882	2,853	6	2	4
0991 A WORKERS' COMPENSATION CLAIMS EXAMINING	895	354	541	149	61	88	746	293	453
0992 T LOSS AND DAMAGE CLAIMS EXAMINING	112	27	85	3	...	3	104	25	79	5	2	3
0993 A RAILROAD RETIREMENT CLAIMS EXAMINING	223	78	145	223	78	145
0994 T UNEMPLOYMENT COMPENSATION CLAIMS EXAMINING	30	9	21	30	9	21
0995 T DEPENDENTS AND ESTATES CLAIMS EXAMINING	24	6	18	1	...	1	23	6	17
0996 A VETERANS CLAIMS EXAMINING	4,113	2,086	2,027	144	85	59	3,911	1,978	1,933	58	23	35
0998 C CLAIMS CLERICAL	4,690	869	3,821	62	12	50	4,600	843	3,757	28	14	14
0999 O LEGAL OCCUPATIONS STUDENT TRAINEE	34	12	22	22	9	13	12	3	9
0900 LEGAL AND KINDRED	86,377	32,313	54,064	19,122	9,041	10,081	66,292	22,832	43,460	963	440	523
1001 * GENERAL ARTS AND INFORMATION	3,304	1,612	1,692	1,795	960	835	1,436	595	841	73	57	16
1008 A INTERIOR DESIGN	208	35	173	36	7	29	168	28	140	4	...	4
1010 T EXHIBITS SPECIALIST	387	319	68	209	161	48	177	158	19	1	...	1
1015 P MUSEUM CURATOR	397	229	168	181	106	75	213	121	92	3	2	1
1016 T MUSEUM SPECIALIST AND TECHNICIAN	838	399	439	532	253	279	303	144	159	3	2	1
1020 T ILLUSTRATING	488	297	191	58	22	36	407	262	145	23	13	10
1021 C OFFICE DRAFTING	3	3	3	3
1035 A PUBLIC AFFAIRS	4,391	1,790	2,601	1,468	557	911	2,818	1,179	1,639	105	54	51

1/P = PROFESSIONAL, A = ADMINISTRATIVE, T = TECHNICAL, C = CLERICAL, O = OTHER, * = SPLIT OCCUPATIONAL CATEGORY

TABLE W-A2 FULL-TIME CIVILIAN WHITE-COLLAR EMPLOYMENT BY OCCUPATION, MAJOR GEOGRAPHIC AREA, AND GENDER, SEPTEMBER 30, 1999

OCCUPATION CODES 1/ TITLES	ALL AREAS			WASHINGTON, DC-MD-VA-WV METROPOLITAN STATISTICAL AREA			UNITED STATES EXCLUDING WASHINGTON, DC-MD-VA-WV METROPOLITAN STATISTICAL AREA			OVERSEAS		
	TOTAL	MEN	WOMEN	TOTAL	MEN	WOMEN	TOTAL	MEN	WOMEN	TOTAL	MEN	WOMEN
1040 A LANGUAGE SPECIALIST	719	311	408	183	83	100	485	204	281	51	24	27
1046 C LANGUAGE CLERICAL	45	7	38	2	...	2	28	1	27	15	6	9
1051 A MUSIC SPECIALIST	19	16	3	8	7	1	11	9	2
1054 A THEATER SPECIALIST	14	12	2	5	4	1	7	6	1	2	2	...
1056 A ART SPECIALIST	92	47	45	9	3	6	61	31	30	22	13	9
1060 T PHOTOGRAPHY	1,074	839	235	319	232	87	737	592	145	18	15	3
1071 A AUDIOVISUAL PRODUCTION	1,104	866	238	424	294	130	634	533	101	46	39	7
1082 A WRITING AND EDITING	1,477	443	1,034	767	237	530	664	184	480	46	22	24
1083 A TECHNICAL WRITING AND EDITING	1,085	409	676	273	70	203	809	339	470	3	...	3
1084 A VISUAL INFORMATION	1,888	1,011	877	751	382	369	1,104	605	499	33	24	9
1087 * EDITORIAL ASSISTANCE	624	41	583	124	13	111	497	28	469	3	...	3
1099 O INFORMATION AND ARTS STUDENT TRAINEE	40	14	26	16	5	11	24	9	15
1000 INFORMATION AND ARTS	18,197	8,700	9,497	7,160	3,396	3,764	10,586	5,031	5,555	451	273	178
1101 * GENERAL BUSINESS AND INDUSTRY	21,004	9,505	11,499	3,457	1,566	1,891	16,848	7,485	9,363	699	454	245
1102 P CONTRACTING	27,021	10,762	16,259	5,467	2,045	3,422	20,917	8,358	12,559	637	359	278
1103 A INDUSTRIAL PROPERTY MANAGEMENT	606	332	274	49	24	25	534	290	244	23	18	5
1104 A PROPERTY DISPOSAL	849	440	409	86	43	43	693	348	345	70	49	21
1105 T PURCHASING	3,832	800	3,032	450	78	372	3,309	695	2,614	73	27	46
1106 * PROCUREMENT CLERICAL AND TECHNICIAN	4,073	514	3,559	503	53	450	3,471	438	3,033	99	23	76
1107 * PROPERTY DISPOSAL CLERICAL AND TECHNICIAN	270	71	199	13	6	7	248	58	190	9	7	2
1130 A PUBLIC UTILITIES SPECIALIST	644	352	292	143	94	49	501	258	243
1140 A TRADE SPECIALIST	728	400	328	445	236	209	279	161	118	4	3	1
1144 A COMMISSARY MANAGEMENT	1,512	1,100	412	45	33	12	1,137	822	315	330	245	85
1145 A AGRICULTURAL PROGRAM SPECIALIST	327	195	132	80	35	45	244	158	86	3	2	1
1146 A AGRICULTURAL MARKETING	526	305	221	334	183	151	192	122	70
1147 A AGRICULTURAL MARKET REPORTING	164	127	37	13	10	3	151	117	34
1150 A INDUSTRIAL SPECIALIST	1,462	1,139	323	127	95	32	1,311	1,023	288	24	21	3
1152 T PRODUCTION CONTROL	4,389	3,290	1,099	88	46	42	4,241	3,194	1,047	60	50	10
1160 A FINANCIAL ANALYSIS	1,391	746	645	487	300	187	898	443	455	6	3	3
1161 A CROP INSURANCE ADMINISTRATION
1162 A CROP INSURANCE UNDERWRITING	73	60	13	73	60	13
1163 A INSURANCE EXAMINING	47	39	8	33	25	8	14	14
1165 A LOAN SPECIALIST	4,200	2,267	1,933	302	161	141	3,781	2,039	1,742	117	67	50
1169 A INTERNAL REVENUE OFFICER	6,626	3,420	3,206	155	85	70	6,418	3,296	3,122	53	39	14
1170 A REALTY	3,112	1,504	1,608	369	203	166	2,687	1,263	1,424	56	38	18
1171 A APPRAISING	810	627	183	37	24	13	767	597	170	6	6	...
1173 A HOUSING MANAGEMENT	2,224	842	1,382	149	56	93	1,751	637	1,114	324	149	175
1176 A BUILDING MANAGEMENT	1,310	952	358	372	261	111	805	562	243	133	129	4
1199 O BUSINESS AND INDUSTRY STUDENT TRAINEE	92	34	58	28	13	15	64	21	43
1100 BUSINESS AND INDUSTRY	87,292	39,823	47,469	13,232	5,675	7,557	71,334	32,459	38,875	2,726	1,689	1,037
1202 T PATENT TECHNICIAN	13	2	11	12	2	10	1	...	1
1210 A COPYRIGHT	172	72	100	172	72	100
1211 T COPYRIGHT TECHNICIAN	76	44	32	76	44	32
1220 P PATENT ADMINISTRATION	83	62	21	83	62	21
1221 P PATENT ADVISER	31	21	10	14	9	5	17	12	5
1222 P PATENT ATTORNEY	216	191	25	135	123	12	80	67	13	1	1	...
1223 P PATENT CLASSIFYING	56	48	8	56	48	8
1224 P PATENT EXAMINING	3,160	2,389	771	3,159	2,389	770	1	...	1

1/P = PROFESSIONAL, A = ADMINISTRATIVE, T = TECHNICAL, C = CLERICAL, O = OTHER, * = SPLIT OCCUPATIONAL CATEGORY

TABLE W-A2 FULL-TIME CIVILIAN WHITE-COLLAR EMPLOYMENT BY OCCUPATION, MAJOR GEOGRAPHIC AREA, AND GENDER, SEPTEMBER 30, 1999

OCCUPATION CODES 1/ TITLES	ALL AREAS			WASHINGTON, DC-MD-VA-WV METROPOLITAN STATISTICAL AREA			UNITED STATES EXCLUDING WASHINGTON, DC-MD-VA-WV METROPOLITAN STATISTICAL AREA			OVERSEAS		
	TOTAL	MEN	WOMEN	TOTAL	MEN	WOMEN	TOTAL	MEN	WOMEN	TOTAL	MEN	WOMEN
1226 P DESIGN PATENT EXAMINING	56	24	32	56	24	32
1299 O COPYRIGHT AND PATENT STUDENT TRAINEE	1	...	1	1	...	1
1200 COPYRIGHT, PATENT, AND TRADE-MARK	3,864	2,853	1,011	3,764	2,773	991	98	79	19	2	1	1
1301 P GENERAL PHYSICAL SCIENCE	6,613	5,025	1,588	2,040	1,591	449	4,502	3,383	1,119	71	51	20
1306 P HEALTH PHYSICS	785	636	149	172	121	51	610	512	98	3	3	...
1310 P PHYSICS	2,765	2,551	214	1,388	1,278	110	1,375	1,272	103	2	1	1
1311 T PHYSICAL SCIENCE TECHNICIAN	2,271	1,587	684	313	230	83	1,942	1,348	594	16	9	7
1313 P GEOPHYSICS	419	378	41	48	43	5	369	333	36	2	2	...
1315 P HYDROLOGY	2,539	2,083	456	170	142	28	2,339	1,914	425	30	27	3
1316 T HYDROLOGIC TECHNICIAN	1,500	1,254	246	3	2	1	1,464	1,224	240	33	28	5
1320 P CHEMISTRY	6,040	4,298	1,742	2,240	1,535	705	3,739	2,726	1,013	61	37	24
1321 P METALLURGY	133	124	9	65	62	3	68	62	6
1330 P ASTRONOMY AND SPACE SCIENCE	482	438	44	285	260	25	197	178	19
1340 P METEOROLOGY	2,992	2,742	250	372	331	41	2,594	2,389	205	26	22	4
1341 T METEOROLOGICAL TECHNICIAN	987	886	101	18	12	6	950	855	95	19	19	...
1350 P GEOLOGY	1,745	1,414	331	225	175	50	1,514	1,233	281	6	6	...
1360 P OCEANOGRAPHY	666	541	125	158	127	31	506	412	94	2	2	...
1361 A NAVIGATIONAL INFORMATION	140	105	35	46	27	19	88	72	16	6	6	...
1370 P CARTOGRAPHY	1,101	847	254	517	399	118	580	445	135	4	3	1
1371 T CARTOGRAPHIC TECHNICIAN	1,094	670	424	77	57	20	1,014	611	403	3	2	1
1372 P GEODESY	87	68	19	64	47	17	23	21	2
1373 P LAND SURVEYING	448	428	20	15	15	...	432	412	20	1	1	...
1374 T GEODETIC TECHNICIAN	52	35	17	25	8	17	27	27
1380 P FOREST PRODUCTS TECHNOLOGY	35	29	6	35	29	6
1382 P FOOD TECHNOLOGY	213	142	71	57	34	23	156	108	48
1384 P TEXTILE TECHNOLOGY	69	30	39	4	...	4	65	30	35
1386 P PHOTOGRAPHIC TECHNOLOGY	27	27	...	11	11	...	16	16
1397 A DOCUMENT ANALYSIS	118	74	44	99	58	41	19	16	3
1399 O PHYSICAL SCIENCE STUDENT TRAINEE	149	88	61	23	15	8	125	73	52	1	...	1
1300 PHYSICAL SCIENCES	33,470	26,500	6,970	8,435	6,580	1,855	24,749	19,701	5,048	286	219	67
1410 P LIBRARIAN	2,612	860	1,752	1,659	604	1,055	841	217	624	112	39	73
1411 T LIBRARY TECHNICIAN	2,459	661	1,798	1,199	413	786	1,091	192	899	169	56	113
1412 A TECHNICAL INFORMATION SERVICES	1,196	334	862	715	221	494	478	112	366	3	1	2
1420 P ARCHIVIST	469	296	173	295	186	109	174	110	64
1421 * ARCHIVES TECHNICIAN	1,307	570	737	435	218	217	869	350	519	3	2	1
1499 O LIBRARY AND ARCHIVES STUDENT TRAINEE	2	1	1	1	1	...	1	...	1
1400 LIBRARY AND ARCHIVES	8,045	2,722	5,323	4,304	1,643	2,661	3,454	981	2,473	287	98	189
1510 P ACTUARY	190	143	47	104	74	30	86	69	17
1515 P OPERATIONS RESEARCH	3,217	2,420	797	1,014	764	250	2,172	1,631	541	31	25	6
1520 P MATHEMATICS	1,382	968	414	516	342	174	866	626	240
1521 T MATHEMATICS TECHNICIAN	14	5	9	2	...	2	12	5	7
1529 P MATHEMATICAL STATISTICIAN	1,192	791	401	909	589	320	283	202	81
1530 P STATISTICIAN	2,768	1,598	1,170	1,786	947	839	979	649	330	3	2	1
1531 * STATISTICAL ASSISTANT	1,383	181	1,202	302	38	264	1,073	140	933	8	3	5
1540 P CRYPTOGRAPHY
1541 T CRYPTANALYSIS	22	7	15	22	7	15
1550 P COMPUTER SCIENCE	3,379	2,336	1,043	1,414	971	443	1,961	1,361	600	4	4	...

1/P = PROFESSIONAL, A = ADMINISTRATIVE, T = TECHNICAL, C = CLERICAL, O = OTHER, * = SPLIT OCCUPATIONAL CATEGORY

TABLE W-A2 FULL-TIME CIVILIAN WHITE-COLLAR EMPLOYMENT BY OCCUPATION, MAJOR GEOGRAPHIC AREA, AND GENDER, SEPTEMBER 30, 1999

OCCUPATION CODES 1/ TITLES	ALL AREAS			WASHINGTON, DC-MD-VA-WV METROPOLITAN STATISTICAL AREA			UNITED STATES EXCLUDING WASHINGTON, DC-MD-VA-WV METROPOLITAN STATISTICAL AREA			OVERSEAS		
	TOTAL	MEN	WOMEN	TOTAL	MEN	WOMEN	TOTAL	MEN	WOMEN	TOTAL	MEN	WOMEN
1599 O MATHEMATICS AND STATISTICS STUDENT TRAINEE	77	56	21	31	20	11	46	36	10
1500 MATHEMATICS AND STATISTICS	13,624	8,505	5,119	6,100	3,752	2,348	7,478	4,719	2,759	46	34	12
1601 A GENERAL FACILITIES AND EQUIPMENT	2,538	2,218	320	59	43	16	2,409	2,109	300	70	66	4
1630 A CEMETERY ADMINISTRATION	107	88	19	3	2	1	69	51	18	35	35	...
1640 A FACILITY MANAGEMENT	1,726	1,585	141	180	157	23	1,480	1,366	114	66	62	4
1654 A PRINTING MANAGEMENT	978	594	384	649	415	234	313	165	148	16	14	2
1658 A LAUNDRY AND DRY CLEANING PLANT MANAGEMENT	150	130	20	1	1	...	144	124	20	5	5	...
1667 A STEWARD	303	268	35	9	7	2	288	255	33	6	6	...
1670 * EQUIPMENT SPECIALIST	6,355	5,774	581	220	205	15	5,800	5,246	554	335	323	12
1699 O EQUIPMENT AND FACILITIES MANAGEMENT STUDENT TRAINEE	7	3	4	4	3	1	3	...	3
1600 EQUIPMENT, FACILITIES, AND SERVICES	12,164	10,660	1,504	1,125	833	292	10,506	9,316	1,190	533	511	22
1701 P GENERAL EDUCATION AND TRAINING	10,622	3,456	7,166	502	203	299	3,414	1,427	1,987	6,706	1,826	4,880
1702 * EDUCATION AND TRAINING TECHNICIAN	7,574	1,353	6,221	390	28	362	6,130	1,195	4,935	1,054	130	924
1710 P EDUCATION AND VOCATIONAL TRAINING	5,489	1,711	3,778	189	57	132	4,873	1,532	3,341	427	122	305
1712 A TRAINING INSTRUCTION	4,954	3,783	1,171	531	262	269	4,311	3,437	874	112	84	28
1715 A VOCATIONAL REHABILITATION	489	363	126	11	6	5	474	353	121	4	4	...
1720 P EDUCATION PROGRAM	488	194	294	399	147	252	87	45	42	2	2	...
1725 P PUBLIC HEALTH EDUCATOR	88	26	62	10	2	8	73	22	51	5	2	3
1730 P EDUCATION RESEARCH	59	26	33	57	25	32	2	1	1
1740 P EDUCATION SERVICES	1,211	613	598	56	13	43	974	493	481	181	107	74
1750 P INSTRUCTIONAL SYSTEMS	1,641	901	740	165	65	100	1,459	827	632	17	9	8
1799 O EDUCATION STUDENT TRAINEE	17	5	12	1	...	1	16	5	11
1700 EDUCATION	32,632	12,431	20,201	2,311	808	1,503	21,813	9,337	12,476	8,508	2,286	6,222
1801 A GENERAL INSPECTION, INVESTIGATION, AND COMPLIANCE	11,205	7,138	4,067	1,625	833	792	9,230	6,048	3,182	350	257	93
1802 * COMPLIANCE INSPECTION AND SUPPORT	7,552	3,266	4,286	380	189	191	7,015	2,986	4,029	157	91	66
1810 A GENERAL INVESTIGATING	2,739	1,533	1,206	232	134	98	2,491	1,386	1,105	16	13	3
1811 A CRIMINAL INVESTIGATING	35,840	30,471	5,369	5,315	4,459	856	29,566	25,136	4,430	959	876	83
1812 A GAME LAW ENFORCEMENT	270	246	24	15	14	1	253	230	23	2	2	...
1815 A AIR SAFETY INVESTIGATING	90	80	10	26	24	2	64	56	8
1816 A IMMIGRATION INSPECTION	4,921	3,785	1,136	112	71	41	4,315	3,345	970	494	369	125
1822 A MINE SAFETY AND HEALTH	1,244	1,193	51	44	38	6	1,196	1,151	45	4	4	...
1825 A AVIATION SAFETY	3,702	3,443	259	181	157	24	3,449	3,219	230	72	67	5
1831 A SECURITIES COMPLIANCE EXAMINING	201	105	96	20	11	9	181	94	87
1850 A AGRICULTURAL COMMODITY WAREHOUSE EXAMINING	65	59	6	65	59	6
1854 A ALCOHOL, TOBACCO, AND FIREARMS INSPECTION	822	405	417	123	59	64	690	342	348	9	4	5
1862 T CONSUMER SAFETY INSPECTION	2,869	2,271	598	13	7	6	2,821	2,236	585	35	28	7
1863 T FOOD INSPECTION	3,878	2,282	1,596	3	3	...	3,854	2,261	1,593	21	18	3
1864 A PUBLIC HEALTH QUARANTINE INSPECTION	32	15	17	32	15	17
1884 O CUSTOMS PATROL OFFICER	23	21	2	23	21	2
1889 A IMPORT SPECIALIST	1,189	534	655	30	15	15	1,135	513	622	24	6	18
1890 A CUSTOMS INSPECTION	7,459	5,794	1,665	146	104	42	6,978	5,450	1,528	335	240	95
1894 A CUSTOMS ENTRY AND LIQUIDATING	477	118	359	3	...	3	465	115	350	9	3	6
1895 T CUSTOMS WAREHOUSE OFFICER
1896 O BORDER PATROL AGENT	8,265	7,888	377	20	19	1	8,212	7,837	375	33	32	1
1897 * CUSTOMS AID	955	307	648	9	1	8	918	296	622	28	10	18
1898 A ADMEASUREMENT	8	7	1	2	2	6	5	1
1899 O INVESTIGATION STUDENT TRAINEE	91	47	44	9	3	6	78	43	35	4	1	3
1800 INVESTIGATION	93,897	71,008	22,889	8,308	6,143	2,165	83,031	62,839	20,192	2,558	2,026	532

1/P = PROFESSIONAL, A = ADMINISTRATIVE, T = TECHNICAL, C = CLERICAL, O = OTHER, * = SPLIT OCCUPATIONAL CATEGORY

TABLE W-A2 FULL-TIME CIVILIAN WHITE-COLLAR EMPLOYMENT BY OCCUPATION, MAJOR GEOGRAPHIC AREA, AND GENDER, SEPTEMBER 30, 1999

OCCUPATION CODES 1/ TITLES	ALL AREAS			WASHINGTON, DC-MD-VA-WV METROPOLITAN STATISTICAL AREA			UNITED STATES EXCLUDING WASHINGTON, DC-MD-VA-WV METROPOLITAN STATISTICAL AREA			OVERSEAS		
	TOTAL	MEN	WOMEN	TOTAL	MEN	WOMEN	TOTAL	MEN	WOMEN	TOTAL	MEN	WOMEN
1910 A QUALITY ASSURANCE	7,956	6,854	1,102	260	199	61	7,390	6,373	1,017	306	282	24
1980 T AGRICULTURAL COMMODITY GRADING	1,900	1,271	629	35	27	8	1,862	1,241	621	3	3	...
1981 T AGRICULTURAL COMMODITY AID	170	115	55	1	...	1	169	115	54
1999 O QUALITY INSPECTION STUDENT TRAINEE	2	2	2	2
1900 QUALITY ASSURANCE, INSPECTION, AND GRADING	10,028	8,242	1,786	296	226	70	9,423	7,731	1,692	309	285	24
2001 * GENERAL SUPPLY	3,804	2,130	1,674	301	156	145	3,328	1,816	1,512	175	158	17
2003 A SUPPLY PROGRAM MANAGEMENT	4,538	2,551	1,987	510	262	248	3,823	2,113	1,710	205	176	29
2005 * SUPPLY CLERICAL AND TECHNICIAN	14,252	6,312	7,940	916	394	522	12,844	5,577	7,267	492	341	151
2010 A INVENTORY MANAGEMENT	5,388	2,107	3,281	348	174	174	4,954	1,860	3,094	86	73	13
2030 A DISTRIBUTION FACILITIES AND STORAGE MANAGEMENT	683	534	149	79	58	21	549	423	126	55	53	2
2032 A PACKAGING	259	179	80	7	6	1	252	173	79
2050 A SUPPLY CATALOGING	102	36	66	26	7	19	76	29	47
2091 C SALES STORE CLERICAL	2,235	204	2,031	136	10	126	1,850	151	1,699	249	43	206
2099 O SUPPLY STUDENT TRAINEE	11	3	8	2	...	2	9	3	6
2000 SUPPLY	31,272	14,056	17,216	2,325	1,067	1,258	27,685	12,145	15,540	1,262	844	418
2101 A TRANSPORTATION SPECIALIST	8,136	6,973	1,163	870	566	304	7,114	6,274	840	152	133	19
2102 * TRANSPORTATION CLERK AND ASSISTANT	3,990	1,255	2,735	204	47	157	3,535	1,073	2,462	251	135	116
2110 A TRANSPORTATION INDUSTRY ANALYSIS	110	71	39	103	65	38	7	6	1
2121 A RAILROAD SAFETY	403	380	23	40	39	1	363	341	22
2123 A MOTOR CARRIER SAFETY	289	215	74	3	2	1	285	212	73	1	1	...
2125 A HIGHWAY SAFETY	245	171	74	65	30	35	178	139	39	2	2	...
2130 A TRAFFIC MANAGEMENT	1,730	935	795	411	203	208	1,211	646	565	108	86	22
2131 * FREIGHT RATE	574	174	400	59	17	42	507	152	355	8	5	3
2135 T TRANSPORTATION LOSS AND DAMAGE CLAIMS EXAMINING	119	26	93	3	1	2	115	25	90	1	...	1
2144 T CARGO SCHEDULING	42	29	13	34	21	13	8	8	...
2150 A TRANSPORTATION OPERATIONS	1,297	977	320	145	104	41	1,008	757	251	144	116	28
2151 C DISPATCHING	431	285	146	8	6	2	413	273	140	10	6	4
2152 A AIR TRAFFIC CONTROL	23,926	20,558	3,368	1,186	974	212	22,528	19,399	3,129	212	185	27
2154 T AIR TRAFFIC ASSISTANCE	489	362	127	9	9	...	461	337	124	19	16	3
2161 A MARINE CARGO	46	37	9	1	1	...	37	29	8	8	7	1
2181 T AIRCRAFT OPERATION	2,668	2,637	31	43	42	1	2,582	2,552	30	43	43	...
2183 T AIR NAVIGATION	318	312	6	5	5	...	311	305	6	2	2	...
2185 T AIRCREW TECHNICIAN	1,032	1,001	31	29	28	1	990	961	29	13	12	1
2199 O TRANSPORTATION STUDENT TRAINEE	19	13	6	2	1	1	12	7	5	5	5	...
2100 TRANSPORTATION	45,864	36,411	9,453	3,186	2,140	1,046	41,691	33,509	8,182	987	762	225
2299 UNSPECIFIED WHITE-COLLAR SERIES	395	224	171	77	53	24	288	146	142	30	25	5
2200 UNSPECIFIED	395	224	171	77	53	24	288	146	142	30	25	5

1/P = PROFESSIONAL, A = ADMINISTRATIVE, T = TECHNICAL, C = CLERICAL, O = OTHER, * = SPLIT OCCUPATIONAL CATEGORY



TABLE W-B1 FULL-TIME CIVILIAN WHITE-COLLAR EMPLOYMENT BY AGENCY, PAY CATEGORY, AND GENDER, SEPTEMBER 30, 1999

AGENCY	ALL PAY SYSTEMS			GENERAL SCHEDULE			RELATED TO GENERAL SCHEDULE			OTHER PAY SYSTEMS		
	TOTAL	MEN	WOMEN	TOTAL	MEN	WOMEN	TOTAL	MEN	WOMEN	TOTAL	MEN	WOMEN
GRAND TOTAL	1,453,735	745,229	708,506	1,225,805	612,428	613,377	123,136	80,815	42,321	104,794	51,986	52,808
GOVERNMENT PRINTING OFFICE	1,784	792	992	1,639	717	922	145	75	70
LIBRARY OF CONGRESS	4,042	1,832	2,210	3,742	1,638	2,104	73	28	45	227	166	61
OTHER LEGISLATIVE BRANCH	646	301	345	534	234	300	27	22	5	85	45	40
EXECUTIVE OFFICE OF THE PRESIDENT	1,071	505	566	870	365	505	201	140	61
DEPARTMENT OF STATE	15,242	8,244	6,998	5,423	2,047	3,376	8,890	5,474	3,416	929	723	206
DEPARTMENT OF TREASURY	133,218	59,109	74,109	126,337	54,432	71,905	498	338	160	6,383	4,339	2,044
DEPARTMENT OF THE ARMY	169,823	92,090	77,733	157,582	84,312	73,270	11,000	6,925	4,075	1,241	853	388
DEPARTMENT OF THE NAVY	139,488	83,428	56,060	113,251	64,331	48,920	24,884	17,978	6,906	1,353	1,119	234
DEPARTMENT OF THE AIR FORCE	106,308	57,906	48,402	98,167	52,104	46,063	7,671	5,397	2,274	470	405	65
DEFENSE LOGISTICS AGENCY	29,986	16,131	13,855	29,887	16,051	13,836	1	1	...	98	79	19
OTHER DEFENSE ACTIVITIES	54,138	21,454	32,684	44,384	18,882	25,502	12	6	6	9,742	2,566	7,176
DEPARTMENT OF JUSTICE	116,764	70,643	46,121	110,948	66,635	44,313	5,816	4,008	1,808
DEPARTMENT OF INTERIOR	57,154	32,533	24,621	52,506	30,431	22,075	604	445	159	4,044	1,657	2,387
DEPARTMENT OF AGRICULTURE	92,743	54,781	37,962	91,212	53,569	37,643	229	175	54	1,302	1,037	265
DEPARTMENT OF COMMERCE	36,648	20,082	16,566	23,284	13,351	9,933	10,758	5,195	5,563	2,606	1,536	1,070
DEPARTMENT OF LABOR	15,272	7,814	7,458	15,025	7,636	7,389	247	178	69
DEPARTMENT OF HEALTH AND HUMAN SERVICES	51,223	18,840	32,383	47,591	16,829	30,762	525	39	486	3,107	1,972	1,135
DEPARTMENT OF HOUSING AND URBAN DEVELOPMENT	10,127	4,167	5,960	9,907	4,046	5,861	220	121	99
DEPARTMENT OF TRANSPORTATION	61,096	44,011	17,085	12,080	6,683	5,397	28,308	19,761	8,547	20,708	17,567	3,141
DEPARTMENT OF ENERGY	14,288	8,544	5,744	13,590	7,967	5,623	698	577	121
DEPARTMENT OF EDUCATION	4,573	1,732	2,841	4,428	1,659	2,769	145	73	72
DEPARTMENT OF VETERANS AFFAIRS	167,305	62,239	105,066	122,526	49,216	73,310	7,364	5,623	1,741	37,415	7,400	30,015
ENVIRONMENTAL PROTECTION AGENCY	17,500	8,969	8,531	17,164	8,734	8,430	1	1	...	335	234	101
EQUAL EMPLOYMENT OPPORTUNITY COMMISSION	2,875	991	1,884	2,829	970	1,859	46	21	25
FEDERAL DEPOSIT INSURANCE CORPORATION	7,161	3,855	3,306	6,924	3,672	3,252	237	183	54
FEDERAL EMERGENCY MANAGEMENT AGENCY	3,178	1,655	1,523	2,806	1,490	1,316	372	165	207
GENERAL SERVICES ADMINISTRATION	12,061	6,147	5,914	11,938	6,058	5,880	3	2	1	120	87	33
NATIONAL AERONAUTICS AND SPACE ADMINISTRATION	18,036	12,132	5,904	17,537	11,719	5,818	499	413	86
NATIONAL ARCHIVES AND RECORDS ADMINISTRATION	2,215	1,016	1,199	2,197	1,000	1,197	18	16	2
NUCLEAR REGULATORY COMMISSION	2,739	1,784	955	2,510	1,586	924	229	198	31
OFFICE OF PERSONNEL MANAGEMENT	2,570	914	1,656	2,517	884	1,633	53	30	23
SECURITIES AND EXCHANGE COMMISSION	2,740	1,390	1,350	2,653	1,328	1,325	87	62	25
SMALL BUSINESS ADMINISTRATION	4,507	2,091	2,416	4,420	2,039	2,381	87	52	35
SMITHSONIAN INSTITUTION	3,968	2,160	1,808	3,829	2,053	1,776	3	1	2	136	106	30
SOCIAL SECURITY ADMINISTRATION	59,972	17,784	42,188	58,768	16,759	42,009	1,204	1,025	179
TENNESSEE VALLEY AUTHORITY	8,856	6,236	2,620	8,168	5,635	2,533	688	601	87
U.S. INFORMATION AGENCY	3,612	1,932	1,680	2,475	1,243	1,232	970	576	394	167	113	54
U.S. INTERNATIONAL DEVELOPMENT COOPERATION AGENCY	2,387	1,206	1,181	1,181	404	777	955	639	316	251	163	88
OTHER EXECUTIVE BRANCH	16,419	7,789	8,630	12,217	5,329	6,888	1,119	579	540	3,083	1,881	1,202



TABLE W-B2 FULL-TIME CIVILIAN WHITE-COLLAR EMPLOYMENT BY OCCUPATION, PAY CATEGORY, AND GENDER, SEPTEMBER 30, 1999

OCCUPATION CODES 1/ TITLES	GRAND TOTAL			GENERAL SCHEDULE			RELATED TO GENERAL SCHEDULE			OTHER		
	TOTAL	MEN	WOMEN	TOTAL	MEN	WOMEN	TOTAL	MEN	WOMEN	TOTAL	MEN	WOMEN
GRAND TOTAL	1,453,735	745,229	708,506	1,225,805	612,428	613,377	123,136	80,815	42,321	104,794	51,986	52,808
0006 A CORRECTIONAL INSTITUTION ADMINISTRATION	1,693	1,222	471	1,650	1,182	468	43	40	3
0007 O CORRECTIONAL OFFICER	13,097	11,476	1,621	13,097	11,476	1,621
0011 A BOND SALES PROMOTION	116	87	29	116	87	29
0018 A SAFETY AND OCCUPATIONAL HEALTH MANAGEMENT	4,278	3,353	925	4,136	3,248	888	126	94	32	16	11	5
0019 T SAFETY TECHNICIAN	222	130	92	216	124	92	6	6
0020 P COMMUNITY PLANNING	519	386	133	459	338	121	52	42	10	8	6	2
0021 T COMMUNITY PLANNING TECHNICIAN	17	5	12	17	5	12
0023 A OUTDOOR RECREATION PLANNING	669	408	261	668	407	261	1	1
0025 * PARK RANGER	6,276	4,437	1,839	6,181	4,378	1,803	81	49	32	14	10	4
0028 A ENVIRONMENTAL PROTECTION SPECIALIST	5,659	3,350	2,309	5,487	3,234	2,253	164	112	52	8	4	4
0029 T ENVIRONMENTAL PROTECTION ASSISTANT	439	166	273	430	161	269	7	5	2	2	...	2
0030 A SPORTS SPECIALIST	557	476	81	525	444	81	32	32
0050 A FUNERAL DIRECTING	24	21	3	22	19	3	2	2
0060 P CHAPLAIN	597	542	55	574	530	44	23	12	11
0062 A CLOTHING DESIGN	27	10	17	27	10	17
0072 * FINGERPRINT IDENTIFICATION	818	354	464	818	354	464
0080 A SECURITY ADMINISTRATION	6,719	4,255	2,464	4,594	2,849	1,745	2,083	1,367	716	42	39	3
0081 O FIRE PROTECTION AND PREVENTION	9,212	9,027	185	9,170	8,986	184	41	40	1	1	1	...
0082 O UNITED STATES MARSHAL	86	78	8	63	56	7	23	22	1
0083 O POLICE	8,731	8,053	678	6,176	5,731	445	210	198	12	2,345	2,124	221
0084 O NUCLEAR MATERIALS COURIER	205	205	...	205	205
0085 O SECURITY GUARD	3,885	3,490	395	3,318	2,997	321	529	459	70	38	34	4
0086 C SECURITY CLERICAL AND ASSISTANCE	1,512	506	1,006	1,242	432	810	270	74	196
0090 T GUIDE	352	190	162	349	189	160	3	1	2
0095 P FOREIGN LAW SPECIALIST	20	10	10	18	8	10	2	2	...
0099 O GENERAL STUDENT TRAINEE	211	109	102	177	92	85	34	17	17
0000 MISCELLANEOUS OCCUPATIONS	65,941	52,346	13,595	59,735	47,542	12,193	3,641	2,499	1,142	2,565	2,305	260
0101 P SOCIAL SCIENCE	6,768	3,402	3,366	6,527	3,245	3,282	65	25	40	176	132	44
0102 T SOCIAL SCIENCE AID AND TECHNICIAN	685	351	334	663	343	320	20	7	13	2	1	1
0105 A SOCIAL INSURANCE ADMINISTRATION	25,092	8,403	16,689	25,056	8,382	16,674	36	21	15
0106 A UNEMPLOYMENT INSURANCE	115	64	51	114	64	50	1	...	1
0107 A HEALTH INSURANCE ADMINISTRATION	1,809	644	1,165	1,809	644	1,165
0110 P ECONOMIST	4,894	3,545	1,349	3,717	2,678	1,039	875	631	244	302	236	66
0119 T ECONOMICS ASSISTANT	110	25	85	110	25	85
0130 P FOREIGN AFFAIRS	5,011	3,264	1,747	757	425	332	3,698	2,421	1,277	556	418	138
0131 P INTERNATIONAL RELATIONS	159	107	52	126	85	41	23	12	11	10	10	...
0132 A INTELLIGENCE	5,407	3,367	2,040	2,881	1,435	1,446	2,490	1,903	587	36	29	7
0134 C INTELLIGENCE AID AND CLERK	321	48	273	160	26	134	161	22	139
0135 P FOREIGN AGRICULTURAL AFFAIRS	185	145	40	3	3	...	149	115	34	33	27	6
0136 A INTERNATIONAL COOPERATION	22	8	14	18	6	12	2	2	...	2	...	2
0140 P MANPOWER RESEARCH AND ANALYSIS	29	13	16	29	13	16
0142 A MANPOWER DEVELOPMENT	419	213	206	414	209	205	5	4	1
0150 P GEOGRAPHY	431	287	144	336	225	111	91	58	33	4	4	...
0160 A CIVIL RIGHTS ANALYSIS	51	21	30	46	16	30	5	5	...
0170 P HISTORY	645	484	161	613	458	155	19	15	4	13	11	2
0180 P PSYCHOLOGY	3,666	2,286	1,380	3,046	1,974	1,072	249	178	71	371	134	237
0181 T PSYCHOLOGY AID AND TECHNICIAN	626	318	308	609	313	296	14	4	10	3	1	2
0184 P SOCIOLOGY	39	21	18	35	19	16	1	1	...	3	1	2
0185 P SOCIAL WORK	4,599	1,891	2,708	4,565	1,881	2,684	5	2	3	29	8	21

1/P = PROFESSIONAL, A = ADMINISTRATIVE, T = TECHNICAL, C = CLERICAL, O = OTHER, * = SPLIT OCCUPATIONAL CATEGORY

TABLE W-B2 FULL-TIME CIVILIAN WHITE-COLLAR EMPLOYMENT BY OCCUPATION, PAY CATEGORY, AND GENDER, SEPTEMBER 30, 1999

OCCUPATION CODES 1/ TITLES	GRAND TOTAL			GENERAL SCHEDULE			RELATED TO GENERAL SCHEDULE			OTHER		
	TOTAL	MEN	WOMEN	TOTAL	MEN	WOMEN	TOTAL	MEN	WOMEN	TOTAL	MEN	WOMEN
0186 T SOCIAL SERVICES AID AND ASSISTANT	960	414	546	959	414	545	1	...	1
0187 A SOCIAL SERVICES	506	143	363	478	127	351	24	14	10	4	2	2
0188 A RECREATION SPECIALIST	1,799	1,185	614	1,759	1,160	599	34	20	14	6	5	1
0189 T RECREATION AID AND ASSISTANT	1,958	1,081	877	1,904	1,060	844	31	11	20	23	10	13
0190 P GENERAL ANTHROPOLOGY	92	52	40	81	44	37	7	5	2	4	3	1
0193 P ARCHEOLOGY	982	613	369	973	605	368	7	6	1	2	2	...
0199 O SOCIAL SCIENCE STUDENT TRAINEE	116	46	70	113	45	68	2	...	2	1	1	...
0100 SOCIAL SCIENCE, PSYCHOLOGY, AND WELFARE	67,496	32,441	35,055	57,901	25,924	31,977	7,968	5,452	2,516	1,627	1,065	562
0201 A PERSONNEL MANAGEMENT	11,430	3,210	8,220	10,537	2,937	7,600	712	210	502	181	63	118
0203 * PERSONNEL CLERICAL AND ASSISTANCE	7,908	942	6,966	7,571	918	6,653	283	17	266	54	7	47
0204 * MILITARY PERSONNEL CLERICAL AND TECHNICIAN	6,824	2,131	4,693	6,805	2,125	4,680	19	6	13
0205 A MILITARY PERSONNEL MANAGEMENT	1,883	1,029	854	1,856	1,017	839	26	12	14	1	...	1
0212 A PERSONNEL STAFFING	2,053	354	1,699	1,955	329	1,626	93	23	70	5	2	3
0221 A POSITION CLASSIFICATION	804	283	521	786	279	507	17	4	13	1	...	1
0222 A OCCUPATIONAL ANALYSIS	29	19	10	29	19	10
0223 A SALARY AND WAGE ADMINISTRATION	128	53	75	128	53	75
0230 A EMPLOYEE RELATIONS	1,602	383	1,219	1,514	366	1,148	82	16	66	6	1	5
0233 A LABOR RELATIONS	1,081	530	551	965	474	491	112	53	59	4	3	1
0235 A EMPLOYEE DEVELOPMENT	1,837	612	1,225	1,724	569	1,155	89	36	53	24	7	17
0241 A MEDIATION	227	184	43	224	181	43	3	3	...
0243 A APPRENTICESHIP AND TRAINING	157	102	55	143	95	48	14	7	7
0244 A LABOR MANAGEMENT RELATIONS EXAMINING	348	214	134	348	214	134
0246 A CONTRACTOR INDUSTRIAL RELATIONS	119	54	65	119	54	65
0249 A WAGE AND HOUR COMPLIANCE	1,120	641	479	1,118	640	478	2	1	1
0260 A EQUAL EMPLOYMENT OPPORTUNITY	2,655	796	1,859	2,497	750	1,747	129	36	93	29	10	19
0270 A FEDERAL RETIREMENT BENEFITS	406	124	282	406	124	282
0299 O PERSONNEL MANAGEMENT STUDENT TRAINEE	62	13	49	62	13	49
0200 PERSONNEL MANAGEMENT AND INDUSTRIAL RELATIONS	40,673	11,674	28,999	38,787	11,157	27,630	1,576	420	1,156	310	97	213
0301 A MISCELLANEOUS ADMINISTRATION AND PROGRAM	57,697	28,257	29,440	44,035	20,359	23,676	7,495	4,098	3,397	6,167	3,800	2,367
0302 C MESSENGER	78	63	15	37	28	9	41	35	6
0303 * MISCELLANEOUS CLERK AND ASSISTANT	64,433	13,859	50,574	59,101	12,871	46,230	4,240	757	3,483	1,092	231	861
0304 C INFORMATION RECEPTIONIST	884	172	712	858	167	691	18	4	14	8	1	7
0305 C MAIL AND FILE	10,206	4,564	5,642	9,996	4,447	5,549	192	107	85	18	10	8
0309 C CORRESPONDENCE CLERK	254	48	206	240	46	194	12	...	12	2	2	...
0312 C CLERK-STENOGRAPHER AND REPORTER	72	4	68	63	4	59	6	...	6	3	...	3
0313 C WORK UNIT SUPERVISING	160	7	153	157	7	150	3	...	3
0318 C SECRETARY	54,404	1,416	52,988	49,360	1,313	48,047	4,607	89	4,518	437	14	423
0319 C CLOSED MICROPHONE REPORTING	114	19	95	113	19	94	1	...	1
0322 C CLERK-TYPIST	2,227	423	1,804	1,091	155	936	986	208	778	150	60	90
0326 * OFFICE AUTOMATION CLERICAL AND ASSISTANCE	13,470	1,879	11,591	12,923	1,803	11,120	455	68	387	92	8	84
0332 T COMPUTER OPERATION	2,766	1,305	1,461	2,494	1,185	1,309	245	109	136	27	11	16
0334 A COMPUTER SPECIALIST	56,216	33,674	22,542	49,915	29,469	20,446	5,770	3,854	1,916	531	351	180
0335 * COMPUTER CLERK AND ASSISTANT	5,876	1,969	3,907	5,547	1,882	3,665	310	79	231	19	8	11
0340 A PROGRAM MANAGEMENT	7,901	5,520	2,381	5,556	3,850	1,706	580	394	186	1,765	1,276	489
0341 A ADMINISTRATIVE OFFICER	7,362	2,036	5,326	5,697	1,586	4,111	1,487	355	1,132	178	95	83
0342 A SUPPORT SERVICES ADMINISTRATION	3,611	1,649	1,962	3,095	1,331	1,764	489	306	183	27	12	15
0343 A MANAGEMENT AND PROGRAM ANALYSIS	41,770	15,118	26,652	38,019	13,767	24,252	3,364	1,191	2,173	387	160	227
0344 * MANAGEMENT AND PROGRAM CLERICAL AND ASSISTANCE	6,299	895	5,404	6,049	859	5,190	243	36	207	7	...	7
0346 A LOGISTICS MANAGEMENT	11,316	7,839	3,477	10,469	7,327	3,142	813	485	328	34	27	7
0350 C EQUIPMENT OPERATOR	1,126	623	503	995	567	428	113	43	70	18	13	5

1/P = PROFESSIONAL, A = ADMINISTRATIVE, T = TECHNICAL, C = CLERICAL, O = OTHER, * = SPLIT OCCUPATIONAL CATEGORY

TABLE W-B2 FULL-TIME CIVILIAN WHITE-COLLAR EMPLOYMENT BY OCCUPATION, PAY CATEGORY, AND GENDER, SEPTEMBER 30, 1999

OCCUPATION CODES 1/ TITLES	GRAND TOTAL			GENERAL SCHEDULE			RELATED TO GENERAL SCHEDULE			OTHER		
	TOTAL	MEN	WOMEN	TOTAL	MEN	WOMEN	TOTAL	MEN	WOMEN	TOTAL	MEN	WOMEN
0351 C PRINTING CLERICAL	149	35	114	127	30	97	22	5	17
0356 C DATA TRANSCRIBER	2,312	229	2,083	1,878	199	1,679	428	29	399	6	1	5
0357 C CODING	141	26	115	122	24	98	19	2	17
0360 A EQUAL OPPORTUNITY COMPLIANCE	1,859	784	1,075	1,839	773	1,066	4	2	2	16	9	7
0361 T EQUAL OPPORTUNITY ASSISTANCE	546	62	484	529	62	467	14	...	14	3	...	3
0382 C TELEPHONE OPERATING	1,213	352	861	1,192	345	847	20	6	14	1	1	...
0390 T TELECOMMUNICATIONS PROCESSING	710	418	292	690	403	287	14	10	4	6	5	1
0391 A TELECOMMUNICATIONS	7,236	5,316	1,920	6,794	4,993	1,801	405	296	109	37	27	10
0392 T GENERAL TELECOMMUNICATIONS	807	464	343	798	457	341	9	7	2
0394 C COMMUNICATIONS CLERICAL	208	46	162	177	40	137	30	6	24	1	...	1
0399 O ADMINISTRATION AND OFFICE SUPPORT STUDENT TRAINEE	530	214	316	498	198	300	28	15	13	4	1	3
0300 GENERAL ADMINISTRATION, CLERICAL, AND OFFICE SERVICES	363,953	129,285	234,668	320,454	110,566	209,888	32,463	12,596	19,867	11,036	6,123	4,913
0401 P GENERAL BIOLOGICAL SCIENCE	10,087	6,791	3,296	9,038	6,089	2,949	321	226	95	728	476	252
0403 P MICROBIOLOGY	2,059	1,206	853	1,685	964	721	113	76	37	261	166	95
0404 T BIOLOGICAL SCIENCE TECHNICIAN	6,381	3,728	2,653	5,793	3,221	2,572	149	86	63	439	421	18
0405 P PHARMACOLOGY	400	282	118	270	185	85	7	6	1	123	91	32
0406 P AGRICULTURAL EXTENSION	8	4	4	5	2	3	3	2	1
0408 P ECOLOGY	863	597	266	845	584	261	17	12	5	1	1	...
0410 P ZOOLOGY	102	84	18	87	73	14	5	4	1	10	7	3
0413 P PHYSIOLOGY	424	313	111	312	227	85	49	37	12	63	49	14
0414 P ENTOMOLOGY	600	515	85	584	501	83	12	11	1	4	3	1
0415 P TOXICOLOGY	310	217	93	279	195	84	6	6	...	25	16	9
0421 T PLANT PROTECTION TECHNICIAN	357	224	133	357	224	133
0430 P BOTANY	373	176	197	368	172	196	4	3	1	1	1	...
0434 P PLANT PATHOLOGY	257	200	57	256	200	56	1	...	1
0435 P PLANT PHYSIOLOGY	262	198	64	259	196	63	1	...	1	2	2	...
0436 P PLANT PROTECTION AND QUARANTINE	1,635	1,226	409	1,619	1,213	406	16	13	3
0437 P HORTICULTURE	142	96	46	142	96	46
0440 P GENETICS	345	266	79	314	246	68	1	...	1	30	20	10
0454 P RANGELAND MANAGEMENT	1,017	809	208	1,016	808	208	1	1	...
0455 T RANGE TECHNICIAN	1,340	1,102	238	1,009	832	177	331	270	61
0457 P SOIL CONSERVATION	4,149	3,394	755	4,148	3,393	755	1	1	...
0458 T SOIL CONSERVATION TECHNICIAN	1,429	1,162	267	1,429	1,162	267
0459 T IRRIGATION SYSTEM OPERATION	125	124	1	123	122	1	2	2	...
0460 P FORESTRY	3,694	2,981	713	3,652	2,951	701	10	9	1	32	21	11
0462 T FORESTRY TECHNICIAN	13,293	10,590	2,703	13,262	10,562	2,700	31	28	3
0470 P SOIL SCIENCE	1,361	1,195	166	1,352	1,186	166	3	3	...	6	6	...
0471 P AGRONOMY	279	254	25	276	251	25	2	2	...	1	1	...
0475 P AGRICULTURAL MANAGEMENT	1,700	1,221	479	1,696	1,217	479	4	4
0480 P GENERAL FISH AND WILDLIFE ADMINISTRATION	251	198	53	185	146	39	47	37	10	19	15	4
0482 P FISHERY BIOLOGY	2,139	1,694	445	1,933	1,540	393	201	150	51	5	4	1
0485 P WILDLIFE REFUGE MANAGEMENT	653	553	100	653	553	100
0486 P WILDLIFE BIOLOGY	2,248	1,673	575	2,230	1,659	571	8	5	3	10	9	1
0487 P ANIMAL SCIENCE	95	80	15	92	77	15	3	3	...
0493 P HOME ECONOMICS	14	2	12	14	2	12
0499 O BIOLOGICAL SCIENCE STUDENT TRAINEE	387	202	185	379	197	182	2	...	2	6	5	1
0400 BIOLOGICAL SCIENCES	58,779	43,357	15,422	55,662	41,046	14,616	1,341	988	353	1,776	1,323	453
0501 A FINANCIAL ADMINISTRATION AND PROGRAM	8,954	3,361	5,593	8,359	3,071	5,288	445	188	257	150	102	48

1/P = PROFESSIONAL, A = ADMINISTRATIVE, T = TECHNICAL, C = CLERICAL, O = OTHER, * = SPLIT OCCUPATIONAL CATEGORY

TABLE W-B2 FULL-TIME CIVILIAN WHITE-COLLAR EMPLOYMENT BY OCCUPATION, PAY CATEGORY, AND GENDER, SEPTEMBER 30, 1999

OCCUPATION CODES 1/ TITLES	GRAND TOTAL			GENERAL SCHEDULE			RELATED TO GENERAL SCHEDULE			OTHER		
	TOTAL	MEN	WOMEN	TOTAL	MEN	WOMEN	TOTAL	MEN	WOMEN	TOTAL	MEN	WOMEN
0503 * FINANCIAL CLERICAL AND ASSISTANCE	5,895	1,260	4,635	5,789	1,253	4,536	86	6	80	20	1	19
0505 A FINANCIAL MANAGEMENT	1,459	964	495	1,158	765	393	159	90	69	142	109	33
0510 P ACCOUNTING	12,453	6,238	6,215	11,379	5,658	5,721	784	367	417	290	213	77
0511 P AUDITING	11,496	7,555	3,941	11,097	7,251	3,846	279	203	76	120	101	19
0512 P INTERNAL REVENUE AGENT	13,276	7,995	5,281	13,274	7,995	5,279	2	...	2
0525 * ACCOUNTING TECHNICIAN	15,844	3,403	12,441	15,445	3,345	12,100	378	54	324	21	4	17
0526 T TAX TECHNICIAN	3,224	1,002	2,222	3,224	1,002	2,222
0530 C CASH PROCESSING	1,131	201	930	1,122	200	922	4	1	3	5	...	5
0540 C VOUCHER EXAMINING	1,802	530	1,272	1,753	524	1,229	43	5	38	6	1	5
0544 * CIVILIAN PAY	1,920	361	1,559	1,815	354	1,461	99	5	94	6	2	4
0545 * MILITARY PAY	2,169	762	1,407	2,167	760	1,407	2	2
0560 A BUDGET ANALYSIS	12,884	3,581	9,303	12,093	3,337	8,756	694	183	511	97	61	36
0561 * BUDGET CLERICAL AND ASSISTANCE	3,183	410	2,773	3,041	397	2,644	140	13	127	2	...	2
0570 A FINANCIAL INSTITUTION EXAMINING	5,130	3,618	1,512	1	1	...	2,661	1,855	806	2,468	1,762	706
0580 A CREDIT UNION EXAMINER	719	504	215	719	504	215
0592 * TAX EXAMINING	13,643	2,908	10,735	13,643	2,908	10,735
0593 T INSURANCE ACCOUNTS	49	13	36	49	13	36
0599 O FINANCIAL MANAGEMENT STUDENT TRAINEE	138	47	91	109	34	75	21	9	12	8	4	4
0500 ACCOUNTING AND BUDGET	115,369	44,713	70,656	105,518	38,868	66,650	5,795	2,981	2,814	4,056	2,864	1,192
0601 P GENERAL HEALTH SCIENCE	4,726	2,204	2,522	4,274	2,011	2,263	32	19	13	420	174	246
0602 P MEDICAL OFFICER	11,087	8,031	3,056	2,115	1,419	696	6,566	4,944	1,622	2,406	1,668	738
0603 A PHYSICIAN'S ASSISTANT	2,040	1,392	648	869	627	242	17	3	14	1,154	762	392
0610 P NURSE	39,654	5,356	34,298	6,555	594	5,961	643	58	585	32,456	4,704	27,752
0620 T PRACTICAL NURSE	10,926	1,684	9,242	10,883	1,679	9,204	4	2	2	39	3	36
0621 T NURSING ASSISTANT	10,189	3,342	6,847	10,168	3,341	6,827	21	1	20
0622 T MEDICAL SUPPLY AIDE AND TECHNICIAN	2,017	1,147	870	2,017	1,147	870
0625 T AUTOPSY ASSISTANT	45	39	6	45	39	6
0630 P DIETITIAN AND NUTRITIONIST	1,430	97	1,333	1,370	92	1,278	5	...	5	55	5	50
0631 P OCCUPATIONAL THERAPIST	686	120	566	667	119	548	19	1	18
0633 P PHYSICAL THERAPIST	778	288	490	769	287	482	9	1	8
0635 P CORRECTIVE THERAPIST	461	297	164	461	297	164
0636 T REHABILITATION THERAPY ASSISTANT	773	361	412	773	361	412
0637 P MANUAL ARTS THERAPIST	70	60	10	70	60	10
0638 P RECREATION/CREATIVE ARTS THERAPIST	748	334	414	748	334	414
0639 P EDUCATIONAL THERAPIST	13	2	11	10	2	8	3	...	3
0640 T HEALTH AID AND TECHNICIAN	5,876	2,479	3,397	5,859	2,473	3,386	16	6	10	1	...	1
0642 T NUCLEAR MEDICINE TECHNICIAN	131	66	65	131	66	65
0644 P MEDICAL TECHNOLOGIST	5,277	1,732	3,545	5,254	1,729	3,525	20	2	18	3	1	2
0645 T MEDICAL TECHNICIAN	1,748	584	1,164	1,735	580	1,155	10	2	8	3	2	1
0646 T PATHOLOGY TECHNICIAN	431	136	295	426	133	293	5	3	2
0647 T DIAGNOSTIC RADIOLOGIC TECHNOLOGIST	2,963	1,511	1,452	2,961	1,509	1,452	1	1	...	1	1	...
0648 T THERAPEUTIC RADIOLOGIC TECHNOLOGIST	131	48	83	131	48	83
0649 T MEDICAL INSTRUMENT TECHNICIAN	1,917	776	1,141	1,917	776	1,141
0650 T MEDICAL TECHNICAL ASSISTANT	1	...	1	1	...	1
0651 T RESPIRATORY THERAPIST	361	201	160	361	201	160
0660 P PHARMACIST	4,401	2,426	1,975	4,209	2,380	1,829	192	46	146
0661 T PHARMACY TECHNICIAN	3,337	1,021	2,316	3,336	1,021	2,315	1	...	1
0662 P OPTOMETRIST	275	167	108	26	20	6	149	108	41	100	39	61
0664 T RESTORATION TECHNICIAN	12	10	2	12	10	2
0665 P SPEECH PATHOLOGY AND AUDIOLOGY	745	241	504	710	238	472	35	3	32
0667 T ORTHOTIST AND PROSTHETIST	205	192	13	205	192	13

1/P = PROFESSIONAL, A = ADMINISTRATIVE, T = TECHNICAL, C = CLERICAL, O = OTHER, * = SPLIT OCCUPATIONAL CATEGORY

TABLE W-B2 FULL-TIME CIVILIAN WHITE-COLLAR EMPLOYMENT BY OCCUPATION, PAY CATEGORY, AND GENDER, SEPTEMBER 30, 1999

OCCUPATION CODES 1/ TITLES	GRAND TOTAL			GENERAL SCHEDULE			RELATED TO GENERAL SCHEDULE			OTHER		
	TOTAL	MEN	WOMEN	TOTAL	MEN	WOMEN	TOTAL	MEN	WOMEN	TOTAL	MEN	WOMEN
0668 P PODIATRIST	279	202	77	24	18	6	90	78	12	165	106	59
0669 A MEDICAL RECORDS ADMINISTRATION	506	66	440	506	66	440
0670 A HEALTH SYSTEM ADMINISTRATION	560	372	188	415	246	169	145	126	19
0671 A HEALTH SYSTEM SPECIALIST	1,840	791	1,049	1,834	788	1,046	2	...	2	4	3	1
0672 T PROSTHETIC REPRESENTATIVE	186	118	68	186	118	68
0673 A HOSPITAL HOUSEKEEPING MANAGEMENT	191	165	26	189	163	26	2	2	...
0675 T MEDICAL RECORDS TECHNICIAN	3,287	532	2,755	3,273	530	2,743	14	2	12
0679 C MEDICAL CLERK	9,361	1,911	7,450	9,353	1,910	7,443	8	1	7
0680 P DENTAL OFFICER	742	641	101	73	58	15	630	555	75	39	28	11
0681 T DENTAL ASSISTANT	2,769	212	2,557	2,760	211	2,549	9	1	8
0682 T DENTAL HYGIENE	332	13	319	332	13	319
0683 T DENTAL LABORATORY AID AND TECHNICIAN	555	450	105	555	450	105
0685 A PUBLIC HEALTH PROGRAM SPECIALIST	1,515	703	812	1,411	663	748	81	34	47	23	6	17
0688 A SANITARIAN	41	26	15	41	26	15
0690 P INDUSTRIAL HYGIENE	1,445	1,004	441	1,424	989	435	17	11	6	4	4	...
0696 P CONSUMER SAFETY	1,896	1,072	824	1,882	1,063	819	14	9	5
0698 T ENVIRONMENTAL HEALTH TECHNICIAN	105	78	27	103	76	27	1	1	...	1	1	...
0699 O MEDICAL AND HEALTH STUDENT TRAINEE	68	18	50	32	12	20	1	...	1	35	6	29
0600 MEDICAL, HOSPITAL, DENTAL, AND PUBLIC HEALTH	139,132	44,718	94,414	93,461	31,185	62,276	8,322	5,831	2,491	37,349	7,702	29,647
0701 P VETERINARY MEDICAL SCIENCE	1,767	1,408	359	1,733	1,381	352	15	11	4	19	16	3
0704 T ANIMAL HEALTH TECHNICIAN	318	264	54	317	263	54	1	1
0799 O VETERINARY STUDENT TRAINEE	3	...	3	3	...	3
0700 VETERINARY MEDICAL SCIENCE	2,088	1,672	416	2,053	1,644	409	16	12	4	19	16	3
0801 P GENERAL ENGINEERING	18,171	16,295	1,876	13,843	12,381	1,462	3,494	3,167	327	834	747	87
0802 T ENGINEERING TECHNICIAN	17,552	15,728	1,824	15,568	13,971	1,597	1,981	1,755	226	3	2	1
0803 P SAFETY ENGINEERING	522	464	58	471	420	51	51	44	7
0804 P FIRE PROTECTION ENGINEERING	148	130	18	129	114	15	19	16	3
0806 P MATERIALS ENGINEERING	1,071	903	168	579	487	92	484	408	76	8	8	...
0807 P LANDSCAPE ARCHITECTURE	531	363	168	525	359	166	4	3	1	2	1	1
0808 P ARCHITECTURE	1,685	1,425	260	1,621	1,371	250	58	51	7	6	3	3
0809 T CONSTRUCTION CONTROL	2,317	2,228	89	2,201	2,119	82	116	109	7
0810 P CIVIL ENGINEERING	11,523	10,274	1,249	10,535	9,380	1,155	956	862	94	32	32	...
0817 T SURVEYING TECHNICIAN	622	586	36	574	543	31	48	43	5
0818 T ENGINEERING DRAFTING	287	227	60	263	209	54	24	18	6
0819 P ENVIRONMENTAL ENGINEERING	5,132	4,015	1,117	4,959	3,888	1,071	167	122	45	6	5	1
0828 A CONSTRUCTION ANALYST	383	345	38	383	345	38
0830 P MECHANICAL ENGINEERING	9,685	9,053	632	6,588	6,150	438	3,077	2,883	194	20	20	...
0840 P NUCLEAR ENGINEERING	2,178	2,041	137	1,615	1,511	104	453	422	31	110	108	2
0850 P ELECTRICAL ENGINEERING	4,228	3,863	365	3,197	2,916	281	1,026	942	84	5	5	...
0854 P COMPUTER ENGINEERING	2,322	1,889	433	1,769	1,427	342	530	439	91	23	23	...
0855 P ELECTRONICS ENGINEERING	21,612	19,807	1,805	12,153	11,118	1,035	9,243	8,490	753	216	199	17
0856 T ELECTRONICS TECHNICIAN	9,529	9,033	496	7,331	7,001	330	2,197	2,031	166	1	1	...
0858 P BIOMEDICAL ENGINEERING	275	204	71	239	181	58	23	13	10	13	10	3
0861 P AEROSPACE ENGINEERING	7,585	6,787	798	5,654	5,021	633	1,821	1,664	157	110	102	8
0871 P NAVAL ARCHITECTURE	769	708	61	436	403	33	329	301	28	4	4	...
0873 A SHIP SURVEYING	126	125	1	126	125	1
0880 P MINING ENGINEERING	238	226	12	237	225	12	1	1	...
0881 P PETROLEUM ENGINEERING	329	294	35	327	292	35	1	1	...	1	1	...
0890 P AGRICULTURAL ENGINEERING	368	323	45	364	320	44	1	1	...	3	2	1
0892 P CERAMIC ENGINEERING	47	39	8	24	19	5	19	17	2	4	3	1

1/P = PROFESSIONAL, A = ADMINISTRATIVE, T = TECHNICAL, C = CLERICAL, O = OTHER, * = SPLIT OCCUPATIONAL CATEGORY

TABLE W-B2 FULL-TIME CIVILIAN WHITE-COLLAR EMPLOYMENT BY OCCUPATION, PAY CATEGORY, AND GENDER, SEPTEMBER 30, 1999

OCCUPATION CODES 1/ TITLES	GRAND TOTAL			GENERAL SCHEDULE			RELATED TO GENERAL SCHEDULE			OTHER		
	TOTAL	MEN	WOMEN	TOTAL	MEN	WOMEN	TOTAL	MEN	WOMEN	TOTAL	MEN	WOMEN
0893 P CHEMICAL ENGINEERING	1,069	856	213	743	597	146	319	254	65	7	5	2
0894 P WELDING ENGINEERING	39	38	1	36	35	1	3	3
0895 T INDUSTRIAL ENGINEERING TECHNICIAN	1,093	887	206	1,089	883	206	4	4
0896 P INDUSTRIAL ENGINEERING	1,272	1,066	206	1,133	956	177	136	107	29	3	3	...
0899 O ENGINEERING AND ARCHITECTURE STUDENT TRAINEE	475	353	122	394	293	101	81	60	21
0800 ENGINEERING AND ARCHITECTURE	123,183	110,575	12,608	95,106	85,060	10,046	26,665	24,230	2,435	1,412	1,285	127
0904 P LAW CLERK	317	135	182	314	134	180	1	...	1	2	1	1
0905 P GENERAL ATTORNEY	26,321	16,068	10,253	19,005	11,130	7,875	799	509	290	6,517	4,429	2,088
0920 A ESTATE TAX EXAMINING	2	1	1	2	1	1
0930 A HEARINGS AND APPEALS	1,782	1,191	591	1,777	1,187	590	3	2	1	2	2	...
0935 P ADMINISTRATIVE LAW JUDGE	1,309	1,145	164	1,309	1,145	164
0945 A CLERK OF COURT	32	5	27	31	5	26	1	...	1
0950 A PARALEGAL SPECIALIST	5,980	1,263	4,717	5,754	1,224	4,530	210	35	175	16	4	12
0958 A PENSION LAW SPECIALIST	122	51	71	116	46	70	6	5	1
0962 T CONTACT REPRESENTATIVE	23,250	6,144	17,106	23,245	6,143	17,102	5	1	4
0963 T LEGAL INSTRUMENTS EXAMINING	2,636	575	2,061	2,499	555	1,944	125	20	105	12	...	12
0965 A LAND LAW EXAMINING	249	38	211	249	38	211
0967 A PASSPORT AND VISA EXAMINING	683	281	402	555	209	346	126	72	54	2	...	2
0986 * LEGAL CLERICAL AND ASSISTANCE	9,398	867	8,531	9,241	853	8,388	134	10	124	23	4	19
0987 A TAX LAW SPECIALIST	314	196	118	312	195	117	2	1	1
0990 * GENERAL CLAIMS EXAMINING	3,861	912	2,949	3,860	912	2,948	1	...	1
0991 A WORKERS' COMPENSATION CLAIMS EXAMINING	895	354	541	889	353	536	5	...	5	1	1	...
0992 T LOSS AND DAMAGE CLAIMS EXAMINING	112	27	85	109	26	83	3	1	2
0993 A RAILROAD RETIREMENT CLAIMS EXAMINING	223	78	145	223	78	145
0994 T UNEMPLOYMENT COMPENSATION CLAIMS EXAMINING	30	9	21	30	9	21
0995 T DEPENDENTS AND ESTATES CLAIMS EXAMINING	24	6	18	24	6	18
0996 A VETERANS CLAIMS EXAMINING	4,113	2,086	2,027	4,113	2,086	2,027
0998 C CLAIMS CLERICAL	4,690	869	3,821	4,689	869	3,820	1	...	1
0999 O LEGAL OCCUPATIONS STUDENT TRAINEE	34	12	22	33	12	21	1	...	1
0900 LEGAL AND KINDRED	86,377	32,313	54,064	77,070	26,071	50,999	1,415	650	765	7,892	5,592	2,300
1001 * GENERAL ARTS AND INFORMATION	3,304	1,612	1,692	2,962	1,415	1,547	309	184	125	33	13	20
1008 A INTERIOR DESIGN	208	35	173	205	34	171	2	...	2	1	1	...
1010 T EXHIBITS SPECIALIST	387	319	68	382	315	67	5	4	1
1015 P MUSEUM CURATOR	397	229	168	376	213	163	2	2	...	19	14	5
1016 T MUSEUM SPECIALIST AND TECHNICIAN	838	399	439	836	397	439	2	2
1020 T ILLUSTRATING	488	297	191	465	285	180	23	12	11
1021 C OFFICE DRAFTING	3	3	...	3	3
1035 A PUBLIC AFFAIRS	4,391	1,790	2,601	4,069	1,680	2,389	259	75	184	63	35	28
1040 A LANGUAGE SPECIALIST	719	311	408	685	289	396	34	22	12
1046 C LANGUAGE CLERICAL	45	7	38	41	7	34	4	...	4
1051 A MUSIC SPECIALIST	19	16	3	18	15	3	1	1	...
1054 A THEATER SPECIALIST	14	12	2	14	12	2
1056 A ART SPECIALIST	92	47	45	90	47	43	2	...	2
1060 T PHOTOGRAPHY	1,074	839	235	932	745	187	142	94	48
1071 A AUDIOVISUAL PRODUCTION	1,104	866	238	1,035	811	224	66	53	13	3	2	1
1082 A WRITING AND EDITING	1,477	443	1,034	1,361	407	954	98	27	71	18	9	9
1083 A TECHNICAL WRITING AND EDITING	1,085	409	676	948	381	567	132	28	104	5	...	5
1084 A VISUAL INFORMATION	1,888	1,011	877	1,672	905	767	209	105	104	7	1	6
1087 * EDITORIAL ASSISTANCE	624	41	583	589	40	549	34	1	33	1	...	1
1099 O INFORMATION AND ARTS STUDENT TRAINEE	40	14	26	38	14	24	2	...	2
1000 INFORMATION AND ARTS	18,197	8,700	9,497	16,721	8,015	8,706	1,325	609	716	151	76	75

1/P = PROFESSIONAL, A = ADMINISTRATIVE, T = TECHNICAL, C = CLERICAL, O = OTHER, * = SPLIT OCCUPATIONAL CATEGORY

TABLE W-B2 FULL-TIME CIVILIAN WHITE-COLLAR EMPLOYMENT BY OCCUPATION, PAY CATEGORY, AND GENDER, SEPTEMBER 30, 1999

OCCUPATION CODES 1/ TITLES	GRAND TOTAL			GENERAL SCHEDULE			RELATED TO GENERAL SCHEDULE			OTHER		
	TOTAL	MEN	WOMEN	TOTAL	MEN	WOMEN	TOTAL	MEN	WOMEN	TOTAL	MEN	WOMEN
1101 * GENERAL BUSINESS AND INDUSTRY	21,004	9,505	11,499	19,729	8,647	11,082	554	358	196	721	500	221
1102 P CONTRACTING	27,021	10,762	16,259	25,424	10,149	15,275	1,389	500	889	208	113	95
1103 A INDUSTRIAL PROPERTY MANAGEMENT	606	332	274	587	326	261	19	6	13
1104 A PROPERTY DISPOSAL	849	440	409	828	430	398	21	10	11
1105 T PURCHASING	3,832	800	3,032	3,672	771	2,901	139	26	113	21	3	18
1106 * PROCUREMENT CLERICAL AND TECHNICIAN	4,073	514	3,559	3,840	487	3,353	227	25	202	6	2	4
1107 * PROPERTY DISPOSAL CLERICAL AND TECHNICIAN	270	71	199	264	70	194	6	1	5
1130 A PUBLIC UTILITIES SPECIALIST	644	352	292	612	328	284	26	18	8	6	6	...
1140 A TRADE SPECIALIST	728	400	328	697	379	318	29	19	10	2	2	...
1144 A COMMISSARY MANAGEMENT	1,512	1,100	412	1,507	1,095	412	1	1	...	4	4	...
1145 A AGRICULTURAL PROGRAM SPECIALIST	327	195	132	327	195	132
1146 A AGRICULTURAL MARKETING	526	305	221	510	291	219	16	14	2
1147 A AGRICULTURAL MARKET REPORTING	164	127	37	164	127	37
1150 A INDUSTRIAL SPECIALIST	1,462	1,139	323	1,413	1,102	311	43	32	11	6	5	1
1152 T PRODUCTION CONTROL	4,389	3,290	1,099	4,278	3,210	1,068	111	80	31
1160 A FINANCIAL ANALYSIS	1,391	746	645	953	465	488	335	216	119	103	65	38
1161 A CROP INSURANCE ADMINISTRATION
1162 A CROP INSURANCE UNDERWRITING	73	60	13	72	59	13	1	1	...
1163 A INSURANCE EXAMINING	47	39	8	46	38	8	1	1
1165 A LOAN SPECIALIST	4,200	2,267	1,933	4,168	2,249	1,919	15	7	8	17	11	6
1169 A INTERNAL REVENUE OFFICER	6,626	3,420	3,206	6,626	3,420	3,206
1170 A REALTY	3,112	1,504	1,608	3,010	1,455	1,555	84	40	44	18	9	9
1171 A APPRAISING	810	627	183	785	605	180	20	17	3	5	5	...
1173 A HOUSING MANAGEMENT	2,224	842	1,382	2,200	832	1,368	24	10	14
1176 A BUILDING MANAGEMENT	1,310	952	358	1,151	804	347	156	145	11	3	3	...
1199 O BUSINESS AND INDUSTRY STUDENT TRAINEE	92	34	58	88	33	55	4	1	3
1100 BUSINESS AND INDUSTRY	87,292	39,823	47,469	82,951	37,567	45,384	3,204	1,513	1,691	1,137	743	394
1202 T PATENT TECHNICIAN	13	2	11	13	2	11
1210 A COPYRIGHT	172	72	100	171	72	99	1	...	1
1211 T COPYRIGHT TECHNICIAN	76	44	32	76	44	32
1220 P PATENT ADMINISTRATION	83	62	21	59	43	16	24	19	5
1221 P PATENT ADVISER	31	21	10	29	19	10	1	1	...	1	1	...
1222 P PATENT ATTORNEY	216	191	25	128	110	18	31	31	...	57	50	7
1223 P PATENT CLASSIFYING	56	48	8	56	48	8
1224 P PATENT EXAMINING	3,160	2,389	771	3,159	2,388	771	1	1	...
1226 P DESIGN PATENT EXAMINING	56	24	32	56	24	32
1299 O COPYRIGHT AND PATENT STUDENT TRAINEE	1	...	1	1	...	1
1200 COPYRIGHT, PATENT, AND TRADE-MARK	3,864	2,853	1,011	3,748	2,750	998	32	32	...	84	71	13
1301 P GENERAL PHYSICAL SCIENCE	6,613	5,025	1,588	5,349	4,002	1,347	838	655	183	426	368	58
1306 P HEALTH PHYSICS	785	636	149	508	414	94	263	210	53	14	12	2
1310 P PHYSICS	2,765	2,551	214	640	588	52	1,985	1,839	146	140	124	16
1311 T PHYSICAL SCIENCE TECHNICIAN	2,271	1,587	684	1,834	1,261	573	432	324	108	5	2	3
1313 P GEOPHYSICS	419	378	41	358	321	37	52	49	3	9	8	1
1315 P HYDROLOGY	2,539	2,083	456	2,491	2,042	449	16	12	4	32	29	3
1316 T HYDROLOGIC TECHNICIAN	1,500	1,254	246	1,480	1,236	244	20	18	2
1320 P CHEMISTRY	6,040	4,298	1,742	4,804	3,341	1,463	859	677	182	377	280	97
1321 P METALLURGY	133	124	9	50	47	3	79	73	6	4	4	...
1330 P ASTRONOMY AND SPACE SCIENCE	482	438	44	378	342	36	62	58	4	42	38	4
1340 P METEOROLOGY	2,992	2,742	250	2,645	2,431	214	322	290	32	25	21	4
1341 T METEOROLOGICAL TECHNICIAN	987	886	101	944	860	84	43	26	17

1/P = PROFESSIONAL, A = ADMINISTRATIVE, T = TECHNICAL, C = CLERICAL, O = OTHER, * = SPLIT OCCUPATIONAL CATEGORY

TABLE W-B2 FULL-TIME CIVILIAN WHITE-COLLAR EMPLOYMENT BY OCCUPATION, PAY CATEGORY, AND GENDER, SEPTEMBER 30, 1999

OCCUPATION CODES 1/ TITLES	GRAND TOTAL			GENERAL SCHEDULE			RELATED TO GENERAL SCHEDULE			OTHER		
	TOTAL	MEN	WOMEN	TOTAL	MEN	WOMEN	TOTAL	MEN	WOMEN	TOTAL	MEN	WOMEN
1350 P GEOLOGY	1,745	1,414	331	1,684	1,364	320	33	24	9	28	26	2
1360 P OCEANOGRAPHY	666	541	125	480	383	97	172	146	26	14	12	2
1361 A NAVIGATIONAL INFORMATION	140	105	35	55	41	14	85	64	21
1370 P CARTOGRAPHY	1,101	847	254	1,059	816	243	36	26	10	6	5	1
1371 T CARTOGRAPHIC TECHNICIAN	1,094	670	424	979	622	357	115	48	67
1372 P GEODESY	87	68	19	84	65	19	2	2	...	1	1	...
1373 P LAND SURVEYING	448	428	20	448	428	20
1374 T GEODETIC TECHNICIAN	52	35	17	51	34	17	1	1
1380 P FOREST PRODUCTS TECHNOLOGY	35	29	6	33	27	6	2	2	...
1382 P FOOD TECHNOLOGY	213	142	71	204	135	69	2	1	1	7	6	1
1384 P TEXTILE TECHNOLOGY	69	30	39	69	30	39
1386 P PHOTOGRAPHIC TECHNOLOGY	27	27	...	22	22	...	5	5
1397 A DOCUMENT ANALYSIS	118	74	44	118	74	44
1399 O PHYSICAL SCIENCE STUDENT TRAINEE	149	88	61	137	77	60	12	11	1
1300 PHYSICAL SCIENCES	33,470	26,500	6,970	26,904	21,003	5,901	5,434	4,559	875	1,132	938	194
1410 P LIBRARIAN	2,612	860	1,752	2,373	787	1,586	196	55	141	43	18	25
1411 T LIBRARY TECHNICIAN	2,459	661	1,798	2,343	637	1,706	104	16	88	12	8	4
1412 A TECHNICAL INFORMATION SERVICES	1,196	334	862	1,087	301	786	106	30	76	3	3	...
1420 P ARCHIVIST	469	296	173	466	293	173	1	1	...	2	2	...
1421 * ARCHIVES TECHNICIAN	1,307	570	737	1,304	567	737	3	3
1499 O LIBRARY AND ARCHIVES STUDENT TRAINEE	2	1	1	2	1	1
1400 LIBRARY AND ARCHIVES	8,045	2,722	5,323	7,575	2,586	4,989	410	105	305	60	31	29
1510 P ACTUARY	190	143	47	179	133	46	11	10	1
1515 P OPERATIONS RESEARCH	3,217	2,420	797	2,522	1,896	626	591	435	156	104	89	15
1520 P MATHEMATICS	1,382	968	414	524	388	136	820	548	272	38	32	6
1521 T MATHEMATICS TECHNICIAN	14	5	9	9	5	4	5	...	5
1529 P MATHEMATICAL STATISTICIAN	1,192	791	401	957	639	318	166	104	62	69	48	21
1530 P STATISTICIAN	2,768	1,598	1,170	2,493	1,450	1,043	217	113	104	58	35	23
1531 * STATISTICAL ASSISTANT	1,383	181	1,202	909	111	798	474	70	404
1540 P CRYPTOGRAPHY
1541 T CRYPTANALYSIS	22	7	15	22	7	15
1550 P COMPUTER SCIENCE	3,379	2,336	1,043	1,473	1,014	459	1,803	1,250	553	103	72	31
1599 O MATHEMATICS AND STATISTICS STUDENT TRAINEE	77	56	21	52	43	9	25	13	12
1500 MATHEMATICS AND STATISTICS	13,624	8,505	5,119	9,140	5,686	3,454	4,101	2,533	1,568	383	286	97
1601 A GENERAL FACILITIES AND EQUIPMENT	2,538	2,218	320	2,470	2,162	308	65	53	12	3	3	...
1630 A CEMETERY ADMINISTRATION	107	88	19	107	88	19
1640 A FACILITY MANAGEMENT	1,726	1,585	141	1,249	1,142	107	399	370	29	78	73	5
1654 A PRINTING MANAGEMENT	978	594	384	580	329	251	391	259	132	7	6	1
1658 A LAUNDRY AND DRY CLEANING PLANT MANAGEMENT	150	130	20	150	130	20
1667 A STEWARD	303	268	35	303	268	35
1670 * EQUIPMENT SPECIALIST	6,355	5,774	581	6,075	5,515	560	280	259	21
1699 O EQUIPMENT AND FACILITIES MANAGEMENT STUDENT TRAINEE	7	3	4	2	...	2	5	3	2
1600 EQUIPMENT, FACILITIES, AND SERVICES	12,164	10,660	1,504	10,936	9,634	1,302	1,140	944	196	88	82	6
1701 P GENERAL EDUCATION AND TRAINING	10,622	3,456	7,166	2,845	666	2,179	91	47	44	7,686	2,743	4,943
1702 * EDUCATION AND TRAINING TECHNICIAN	7,574	1,353	6,221	6,232	1,088	5,144	88	17	71	1,254	248	1,006
1710 P EDUCATION AND VOCATIONAL TRAINING	5,489	1,711	3,778	946	478	468	46	25	21	4,497	1,208	3,289
1712 A TRAINING INSTRUCTION	4,954	3,783	1,171	4,598	3,597	1,001	326	164	162	30	22	8
1715 A VOCATIONAL REHABILITATION	489	363	126	489	363	126

1/P = PROFESSIONAL, A = ADMINISTRATIVE, T = TECHNICAL, C = CLERICAL, O = OTHER, * = SPLIT OCCUPATIONAL CATEGORY

TABLE W-B2 FULL-TIME CIVILIAN WHITE-COLLAR EMPLOYMENT BY OCCUPATION, PAY CATEGORY, AND GENDER, SEPTEMBER 30, 1999

OCCUPATION CODES 1/ TITLES	GRAND TOTAL			GENERAL SCHEDULE			RELATED TO GENERAL SCHEDULE			OTHER		
	TOTAL	MEN	WOMEN	TOTAL	MEN	WOMEN	TOTAL	MEN	WOMEN	TOTAL	MEN	WOMEN
1720 P EDUCATION PROGRAM	488	194	294	462	178	284	1	...	1	25	16	9
1725 P PUBLIC HEALTH EDUCATOR	88	26	62	84	24	60	4	2	2
1730 P EDUCATION RESEARCH	59	26	33	53	24	29	6	2	4
1740 P EDUCATION SERVICES	1,211	613	598	1,130	600	530	6	5	1	75	8	67
1750 P INSTRUCTIONAL SYSTEMS	1,641	901	740	1,516	854	662	86	34	52	39	13	26
1799 O EDUCATION STUDENT TRAINEE	17	5	12	17	5	12
1700 EDUCATION	32,632	12,431	20,201	18,372	7,877	10,495	644	292	352	13,616	4,262	9,354
1801 A GENERAL INSPECTION, INVESTIGATION, AND COMPLIANCE	11,205	7,138	4,067	10,216	6,458	3,758	951	654	297	38	26	12
1802 * COMPLIANCE INSPECTION AND SUPPORT	7,552	3,266	4,286	7,408	3,225	4,183	144	41	103
1810 A GENERAL INVESTIGATING	2,739	1,533	1,206	2,708	1,513	1,195	21	10	11	10	10	...
1811 A CRIMINAL INVESTIGATING	35,840	30,471	5,369	35,270	29,972	5,298	230	178	52	340	321	19
1812 A GAME LAW ENFORCEMENT	270	246	24	270	246	24
1815 A AIR SAFETY INVESTIGATING	90	80	10	81	72	9	8	7	1	1	1	...
1816 A IMMIGRATION INSPECTION	4,921	3,785	1,136	4,920	3,784	1,136	1	1	...
1822 A MINE SAFETY AND HEALTH	1,244	1,193	51	1,240	1,189	51	4	4	...
1825 A AVIATION SAFETY	3,702	3,443	259	6	5	1	3,692	3,434	258	4	4	...
1831 A SECURITIES COMPLIANCE EXAMINING	201	105	96	201	105	96
1850 A AGRICULTURAL COMMODITY WAREHOUSE EXAMINING	65	59	6	65	59	6
1854 A ALCOHOL, TOBACCO, AND FIREARMS INSPECTION	822	405	417	818	402	416	4	3	1
1862 T CONSUMER SAFETY INSPECTION	2,869	2,271	598	2,869	2,271	598
1863 T FOOD INSPECTION	3,878	2,282	1,596	3,878	2,282	1,596
1864 A PUBLIC HEALTH QUARANTINE INSPECTION	32	15	17	32	15	17
1884 O CUSTOMS PATROL OFFICER	23	21	2	23	21	2
1889 A IMPORT SPECIALIST	1,189	534	655	1,163	528	635	26	6	20
1890 A CUSTOMS INSPECTION	7,459	5,794	1,665	7,276	5,656	1,620	183	138	45
1894 A CUSTOMS ENTRY AND LIQUIDATING	477	118	359	468	115	353	9	3	6
1895 T CUSTOMS WAREHOUSE OFFICER
1896 O BORDER PATROL AGENT	8,265	7,888	377	8,262	7,885	377	3	3	...
1897 * CUSTOMS AID	955	307	648	929	297	632	26	10	16
1898 A ADMESUREMENT	8	7	1	2	2	...	6	5	1
1899 O INVESTIGATION STUDENT TRAINEE	91	47	44	91	47	44
1800 INVESTIGATION	93,897	71,008	22,889	88,196	66,149	22,047	5,296	4,486	810	405	373	32
1910 A QUALITY ASSURANCE	7,956	6,854	1,102	7,654	6,586	1,068	274	244	30	28	24	4
1980 T AGRICULTURAL COMMODITY GRADING	1,900	1,271	629	1,900	1,271	629
1981 T AGRICULTURAL COMMODITY AID	170	115	55	170	115	55
1999 O QUALITY INSPECTION STUDENT TRAINEE	2	2	...	2	2
1900 QUALITY ASSURANCE, INSPECTION, AND GRADING	10,028	8,242	1,786	9,726	7,974	1,752	274	244	30	28	24	4
2001 * GENERAL SUPPLY	3,804	2,130	1,674	3,676	2,081	1,595	127	48	79	1	1	...
2003 A SUPPLY PROGRAM MANAGEMENT	4,538	2,551	1,987	4,400	2,488	1,912	132	58	74	6	5	1
2005 * SUPPLY CLERICAL AND TECHNICIAN	14,252	6,312	7,940	13,458	6,002	7,456	545	200	345	249	110	139
2010 A INVENTORY MANAGEMENT	5,388	2,107	3,281	5,189	2,030	3,159	197	75	122	2	2	...
2030 A DISTRIBUTION FACILITIES AND STORAGE MANAGEMENT	683	534	149	635	496	139	48	38	10
2032 A PACKAGING	259	179	80	253	173	80	6	6
2050 A SUPPLY CATALOGING	102	36	66	101	36	65	1	...	1
2091 C SALES STORE CLERICAL	2,235	204	2,031	1,937	182	1,755	1	...	1	297	22	275
2099 O SUPPLY STUDENT TRAINEE	11	3	8	11	3	8
2000 SUPPLY	31,272	14,056	17,216	29,660	13,491	16,169	1,057	425	632	555	140	415
2101 A TRANSPORTATION SPECIALIST	8,136	6,973	1,163	1,888	1,262	626	6,217	5,688	529	31	23	8

1/P = PROFESSIONAL, A = ADMINISTRATIVE, T = TECHNICAL, C = CLERICAL, O = OTHER, * = SPLIT OCCUPATIONAL CATEGORY

TABLE W-B2 FULL-TIME CIVILIAN WHITE-COLLAR EMPLOYMENT BY OCCUPATION, PAY CATEGORY, AND GENDER, SEPTEMBER 30, 1999

OCCUPATION CODES 1/ TITLES	GRAND TOTAL			GENERAL SCHEDULE			RELATED TO GENERAL SCHEDULE			OTHER		
	TOTAL	MEN	WOMEN	TOTAL	MEN	WOMEN	TOTAL	MEN	WOMEN	TOTAL	MEN	WOMEN
2102 * TRANSPORTATION CLERK AND ASSISTANT	3,990	1,255	2,735	3,943	1,234	2,709	45	20	25	2	1	1
2110 A TRANSPORTATION INDUSTRY ANALYSIS	110	71	39	95	67	28	15	4	11
2121 A RAILROAD SAFETY	403	380	23	401	378	23	2	2	...
2123 A MOTOR CARRIER SAFETY	289	215	74	288	214	74	1	1
2125 A HIGHWAY SAFETY	245	171	74	241	170	71	4	1	3
2130 A TRAFFIC MANAGEMENT	1,730	935	795	1,689	922	767	41	13	28
2131 * FREIGHT RATE	574	174	400	552	167	385	22	7	15
2135 T TRANSPORTATION LOSS AND DAMAGE CLAIMS EXAMINING	119	26	93	118	26	92	1	...	1
2144 T CARGO SCHEDULING	42	29	13	41	28	13	1	1
2150 A TRANSPORTATION OPERATIONS	1,297	977	320	1,292	972	320	4	4	...	1	1	...
2151 C DISPATCHING	431	285	146	424	283	141	7	2	5
2152 A AIR TRAFFIC CONTROL	23,926	20,558	3,368	997	906	91	3,922	3,141	781	19,007	16,511	2,496
2154 T AIR TRAFFIC ASSISTANCE	489	362	127	214	177	37	275	185	90
2161 A MARINE CARGO	46	37	9	45	37	8	1	...	1
2181 T AIRCRAFT OPERATION	2,668	2,637	31	2,483	2,454	29	182	180	2	3	3	...
2183 T AIR NAVIGATION	318	312	6	317	311	6	1	1
2185 T AIRCREW TECHNICIAN	1,032	1,001	31	1,032	1,001	31
2199 O TRANSPORTATION STUDENT TRAINEE	19	13	6	9	4	5	10	9	1
2100 TRANSPORTATION	45,864	36,411	9,453	16,069	10,613	5,456	10,744	9,256	1,488	19,051	16,542	2,509
2299 UNSPECIFIED WHITE-COLLAR SERIES	395	224	171	60	20	40	273	158	115	62	46	16
2200 UNSPECIFIED	395	224	171	60	20	40	273	158	115	62	46	16

1/P = PROFESSIONAL, A = ADMINISTRATIVE, T = TECHNICAL, C = CLERICAL, O = OTHER, * = SPLIT OCCUPATIONAL CATEGORY

TABLE W-C1 FULL-TIME CIVILIAN WHITE-COLLAR EMPLOYMENT AND AVERAGE SALARY BY OCCUPATION, MAJOR GEOGRAPHIC AREA, AND GENDER, SEPTEMBER 30, 1999

OCCUPATION CODES 1/ TITLES	ALL AREAS						WASHINGTON, DC-MD-VA-WV METROPOLITAN STATISTICAL AREA						UNITED STATES EXCLUDING WASHINGTON, DC-MD-VA-WV METROPOLITAN STATISTICAL AREA					
	TOTAL		MEN		WOMEN		TOTAL		MEN		WOMEN		TOTAL		MEN		WOMEN	
	EMPLOYMENT	AVERAGE SALARY	EMPLOYMENT	AVERAGE SALARY	EMPLOYMENT	AVERAGE SALARY	EMPLOYMENT	AVERAGE SALARY	EMPLOYMENT	AVERAGE SALARY	EMPLOYMENT	AVERAGE SALARY	EMPLOYMENT	AVERAGE SALARY	EMPLOYMENT	AVERAGE SALARY	EMPLOYMENT	AVERAGE SALARY
GRAND TOTAL	1,453,735	\$49,715	745,229	\$56,123	708,506	\$42,975	255,188	\$61,545	122,164	\$70,282	133,024	\$53,522	1,149,909	\$47,316	597,170	\$53,521	552,739	\$40,613
0006 A CORRECTIONAL INSTITUTION ADMINISTRATION	1,693	\$66,639	1,222	\$68,216	471	\$62,545	219	\$76,568	143	\$79,604	76	\$70,855	1,461	\$65,253	1,069	\$66,802	392	\$61,029
0007 O CORRECTIONAL OFFICER	13,097	\$36,749	11,476	\$36,867	1,621	\$35,915	12,938	\$36,787	11,340	\$36,904	1,598	\$35,954
0011 A BOND SALES PROMOTION	116	\$58,290	87	\$61,262	29	\$49,373	9	\$59,876	7	\$61,447	2	\$54,379	107	\$58,156	80	\$61,246	27	\$49,002
0018 A SAFETY AND OCCUPATIONAL HEALTH MANAGEMENT	4,278	\$54,655	3,353	\$55,241	925	\$52,531	429	\$66,870	284	\$69,000	145	\$62,699	3,680	\$53,496	2,924	\$54,200	756	\$50,771
0019 T SAFETY TECHNICIAN	222	\$32,040	130	\$32,830	92	\$30,923	10	\$33,738	6	\$35,905	4	\$30,486	209	\$31,975	123	\$32,740	86	\$30,881
0020 P COMMUNITY PLANNING	519	\$64,738	386	\$66,472	133	\$59,702	121	\$77,265	86	\$81,288	35	\$67,379	379	\$60,786	287	\$62,028	92	\$56,911
0021 T COMMUNITY PLANNING TECHNICIAN	17	\$38,754	5	\$40,600	12	\$37,985	2	\$27,828	2	\$27,828	15	\$40,211	5	\$40,600	10	\$40,016
0023 A OUTDOOR RECREATION PLANNING	669	\$48,726	408	\$51,404	261	\$44,540	53	\$60,417	31	\$66,505	22	\$51,839	615	\$47,724	376	\$50,175	239	\$43,869
0025 * PARK RANGER	6,276	\$39,465	4,437	\$40,862	1,839	\$36,094	360	\$43,548	237	\$44,170	123	\$42,349	5,887	\$39,191	4,179	\$40,657	1,708	\$35,605
0028 A ENVIRONMENTAL PROTECTION SPECIALIST	5,659	\$58,548	3,350	\$59,536	2,309	\$57,115	1,393	\$70,275	724	\$73,948	669	\$66,300	4,092	\$55,144	2,513	\$56,012	1,579	\$53,762
0029 T ENVIRONMENTAL PROTECTION ASSISTANT	439	\$31,585	166	\$31,675	273	\$31,531	11	\$32,648	3	\$29,655	8	\$33,771	411	\$31,886	148	\$32,506	263	\$31,537
0030 A SPORTS SPECIALIST	557	\$37,866	476	\$38,376	81	\$34,867	35	\$39,232	24	\$38,995	11	\$39,749	382	\$39,289	325	\$40,076	57	\$34,798
0050 A FUNERAL DIRECTING	24	\$54,606	21	\$54,023	3	\$58,687	2	\$65,567	2	\$65,567	14	\$53,515	12	\$52,160	2	\$61,643
0060 P CHAPLAIN	597	\$56,798	542	\$51,323	55	\$51,627	18	\$66,931	14	\$65,948	4	\$70,373	573	\$56,529	523	\$57,155	50	\$49,976
0062 A CLOTHING DESIGN	27	\$55,871	10	\$57,170	17	\$55,107	27	\$55,871	10	\$57,170	17	\$55,107
0072 * FINGERPRINT IDENTIFICATION	818	\$34,655	354	\$39,026	464	\$31,320	96	\$61,601	74	\$63,276	22	\$55,965	722	\$31,072	280	\$32,617	442	\$30,093
0080 A SECURITY ADMINISTRATION	6,719	\$55,529	4,255	\$57,785	2,464	\$51,633	2,400	\$61,132	1,374	\$65,469	1,026	\$55,323	3,805	\$51,944	2,420	\$53,696	1,385	\$48,883
0081 O FIRE PROTECTION AND PREVENTION	9,212	\$31,266	9,027	\$31,288	185	\$30,217	471	\$32,814	460	\$32,829	11	\$32,199	8,451	\$31,190	8,281	\$31,212	170	\$30,105
0082 O UNITED STATES MARSHAL	86	\$104,655	78	\$104,656	8	\$104,640	2	\$110,699	2	\$110,699	81	\$104,615	73	\$104,612	8	\$104,640
0083 O POLICE	8,731	\$34,067	8,053	\$34,065	678	\$34,094	2,815	\$40,882	2,531	\$41,026	284	\$39,595	5,797	\$30,931	5,409	\$30,980	388	\$30,244
0084 O NUCLEAR MATERIALS COURIER	205	\$42,426	205	\$42,426	205	\$42,426	205	\$42,426
0085 O SECURITY GUARD	3,885	\$27,139	3,490	\$27,256	395	\$26,111	1,032	\$27,402	831	\$27,634	201	\$26,444	2,773	\$27,250	2,582	\$27,350	191	\$25,890
0086 C SECURITY CLERICAL AND ASSISTANCE	1,512	\$29,958	506	\$29,180	1,006	\$30,348	310	\$32,426	87	\$31,993	223	\$32,594	1,152	\$29,554	386	\$29,033	766	\$29,816
0090 T GUIDE	352	\$22,548	190	\$23,201	162	\$21,782	15	\$27,510	10	\$26,507	5	\$29,518	328	\$22,367	176	\$23,023	152	\$21,608
0095 P FOREIGN LAW SPECIALIST	20	\$93,122	10	\$97,279	10	\$88,965	20	\$93,122	10	\$97,279	10	\$88,965
0099 O GENERAL STUDENT TRAINEE	211	\$21,758	109	\$21,805	102	\$21,707	23	\$23,613	14	\$25,126	9	\$21,260	187	\$21,548	95	\$21,316	92	\$21,787
0000 MISCELLANEOUS OCCUPATIONS	65,941	\$41,387	52,346	\$40,808	13,595	\$43,618	9,846	\$50,794	6,954	\$50,028	2,892	\$52,634	54,291	\$39,681	43,821	\$39,322	10,470	\$41,181
0101 P SOCIAL SCIENCE	6,768	\$53,644	3,402	\$55,362	3,366	\$51,909	1,561	\$68,816	695	\$74,302	866	\$64,414	4,746	\$49,918	2,524	\$51,002	2,222	\$48,686
0102 T SOCIAL SCIENCE AID AND TECHNICIAN	685	\$29,090	351	\$29,720	334	\$28,428	40	\$31,634	11	\$30,731	29	\$31,976	623	\$28,895	331	\$29,558	292	\$28,144
0105 A SOCIAL INSURANCE ADMINISTRATION	25,092	\$52,061	8,403	\$55,253	16,689	\$50,454	264	\$53,201	65	\$57,090	199	\$51,931	24,615	\$52,074	8,264	\$55,280	16,351	\$50,454
0106 A UNEMPLOYMENT INSURANCE	115	\$70,068	64	\$73,045	51	\$66,333	48	\$74,290	29	\$72,139	19	\$77,574	67	\$67,044	35	\$73,796	32	\$59,659
0107 A HEALTH INSURANCE ADMINISTRATION	1,809	\$63,429	644	\$68,672	1,165	\$60,531	43	\$62,613	12	\$63,289	31	\$62,352	1,763	\$63,471	631	\$68,787	1,132	\$60,507
0110 P ECONOMIST	4,894	\$70,217	3,545	\$72,453	1,349	\$64,342	3,278	\$74,078	2,337	\$76,795	941	\$67,332	1,185	\$60,319	874	\$62,075	311	\$55,386
0119 T ECONOMICS ASSISTANT	110	\$32,620	25	\$30,258	85	\$33,315	91	\$33,004	20	\$31,391	71	\$33,458	19	\$30,784	5	\$32,726	14	\$32,591
0130 P FOREIGN AFFAIRS	5,011	\$72,216	3,264	\$74,432	1,747	\$68,076	2,285	\$79,883	1,440	\$83,092	845	\$74,415	183	\$70,693	133	\$71,864	50	\$67,579
0131 P INTERNATIONAL RELATIONS	159	\$76,502	107	\$80,445	52	\$68,390	129	\$76,373	79	\$80,935	50	\$69,164	3	\$70,050	3	\$70,050
0132 A INTELLIGENCE	5,407	\$57,994	3,367	\$61,194	2,040	\$52,712	1,911	\$63,908	1,176	\$67,295	735	\$58,487	3,191	\$54,782	1,953	\$58,162	1,238	\$49,450
0134 C INTELLIGENCE AID AND CLERK	321	\$33,952	48	\$32,566	273	\$34,196	136	\$37,101	18	\$36,496	118	\$37,193	176	\$31,868	25	\$30,888	151	\$32,030
0135 P FOREIGN AGRICULTURAL AFFAIRS	185	\$82,695	145	\$83,928	40	\$78,226	76	\$88,564	58	\$89,982	18	\$83,995	4	\$80,691	3	\$82,976	1	\$73,833
0136 A INTERNATIONAL COOPERATION	22	\$66,406	8	\$65,339	14	\$67,016	20	\$67,512	6	\$68,668	14	\$67,016
0140 P MANPOWER RESEARCH AND ANALYSIS	29	\$74,804	13	\$80,852	16	\$69,890	29	\$74,804	13	\$80,852	16	\$69,890
0142 A MANPOWER DEVELOPMENT	419	\$66,765	213	\$71,053	206	\$62,332	118	\$72,792	58	\$77,887	60	\$67,866	298	\$64,568	153	\$68,639	145	\$60,272
0150 P GEOGRAPHY	431	\$51,129	287	\$53,798	144	\$45,810	177	\$57,046	129	\$59,922	48	\$49,318	254	\$47,006	158	\$48,799	96	\$44,056
0160 A CIVIL RIGHTS ANALYSIS	51	\$69,398	21	\$83,617	30	\$59,445	37	\$63,184	10	\$79,432	27	\$57,167	14	\$85,822	11	\$87,422	3	\$79,956
0170 P HISTORY	645	\$60,491	484	\$62,178	161	\$55,421	258	\$68,389	199	\$69,840	59	\$63,493	368	\$55,151	268	\$56,820	100	\$50,675
0180 P PSYCHOLOGY	3,666	\$64,269	2,286	\$68,806	1,380	\$67,755	414	\$73,105	226	\$78,510	188	\$66,607	3,153	\$63,543	2,011	\$68,125	1,142	\$55,476
0181 T PSYCHOLOGY AID AND TECHNICIAN	626	\$34,126	318	\$34,308	308	\$33,939	26	\$34,067	8	\$35,890	18	\$33,257	595	\$34,129	307	\$34,273	288	\$33,975
0184 P SOCIOLOGY	39	\$72,734	21	\$77,360	18	\$67,338	15	\$84,864	10	\$85,591	5	\$83,411	24	\$65,153	11	\$69,878	13	\$61,155
0185 P SOCIAL WORK	4,599	\$50,320	1,891	\$52,051	2,708	\$49,111	182	\$55,462	46	\$59,800	136	\$53,995	4,229	\$50,209	1,771	\$51,998	2,458	\$48,921
0186 T SOCIAL SERVICES AID AND ASSISTANT	960	\$29,121	414	\$29,426	546	\$28,890	26	\$35,769	11	\$34,237	15	\$36,892	879	\$29,211	396	\$29,383	483	\$29,071
0187 A SOCIAL SERVICES	506	\$36,883	143	\$41,349	363	\$35,124	22	\$62,433	15	\$74,374	7	\$36,846	406	\$35,673	103	\$36,075	303	\$35,537
0188 A RECREATION SPECIALIST	1,799	\$37,105	1,185	\$38,057	614	\$35,268	71	\$40,169	36	\$41,653	35	\$38,642	1,397	\$38,020	945	\$38,936	452	\$36,105
0189 T RECREATION AID AND ASSISTANT	1,958	\$21,887	1,081	\$22,379	877	\$21,281	83	\$22,942	46	\$23,469	37	\$22,285	1,514	\$22,338	827	\$22,899	687	\$21,662
0190 P GENERAL ANTHROPOLOGY	92	\$64,267	52	\$68,312	40	\$59,008	34	\$78,216	21	\$82,093	13	\$71,954	54	\$54,409	28	\$57,628	26	\$50,943
0193 P ARCHEOLOGY	982	\$47,182	613	\$49,148	369	\$43,917	36	\$68,711	23	\$73,490	13	\$60,256	941	\$46,411	586	\$48,256	355	\$43

TABLE W-C1 FULL-TIME CIVILIAN WHITE-COLLAR EMPLOYMENT AND AVERAGE SALARY BY OCCUPATION, MAJOR GEOGRAPHIC AREA, AND GENDER, SEPTEMBER 30, 1999

OCCUPATION	ALL AREAS						WASHINGTON, DC-MD-VA-WV METROPOLITAN STATISTICAL AREA						UNITED STATES EXCLUDING WASHINGTON, DC-MD-VA-WV METROPOLITAN STATISTICAL AREA					
	TOTAL		MEN		WOMEN		TOTAL		MEN		WOMEN		TOTAL		MEN		WOMEN	
	EMPLOYMENT	AVERAGE SALARY	EMPLOYMENT	AVERAGE SALARY	EMPLOYMENT	AVERAGE SALARY	EMPLOYMENT	AVERAGE SALARY	EMPLOYMENT	AVERAGE SALARY	EMPLOYMENT	AVERAGE SALARY	EMPLOYMENT	AVERAGE SALARY	EMPLOYMENT	AVERAGE SALARY	EMPLOYMENT	AVERAGE SALARY
0201 A PERSONNEL MANAGEMENT	11,430	\$59,786	3,210	\$67,167	8,220	\$56,904	3,854	\$67,476	1,001	\$76,231	2,853	\$64,404	7,158	\$55,889	2,055	\$63,264	5,103	\$52,920
0203 * PERSONNEL CLERICAL AND ASSISTANCE	7,908	\$29,814	942	\$28,223	6,966	\$30,029	1,498	\$32,194	166	\$30,043	1,332	\$32,462	6,190	\$29,430	720	\$28,106	5,470	\$29,604
0204 * MILITARY PERSONNEL CLERICAL AND TECHNICIAN	6,824	\$27,800	2,131	\$27,588	4,693	\$27,897	729	\$31,990	156	\$30,838	573	\$32,303	5,868	\$27,478	1,856	\$27,558	4,012	\$27,442
0205 A MILITARY PERSONNEL MANAGEMENT	1,883	\$47,817	1,029	\$49,996	854	\$45,192	498	\$53,181	207	\$56,594	291	\$50,753	1,340	\$45,954	789	\$48,458	551	\$42,368
0212 A PERSONNEL STAFFING	2,053	\$50,847	354	\$56,336	1,699	\$49,703	490	\$59,498	82	\$70,672	408	\$57,252	1,501	\$48,287	263	\$52,361	1,238	\$47,421
0221 A POSITION CLASSIFICATION	804	\$55,798	283	\$60,573	521	\$53,204	201	\$65,645	80	\$70,587	121	\$62,378	564	\$52,550	187	\$56,623	377	\$50,530
0222 A OCCUPATIONAL ANALYSIS	29	\$57,770	19	\$59,691	10	\$54,121	5	\$76,342	4	\$78,018	1	\$69,638	24	\$53,901	15	\$54,804	9	\$52,397
0223 A SALARY AND WAGE ADMINISTRATION	128	\$55,622	53	\$61,395	75	\$51,543	64	\$61,416	27	\$66,095	37	\$58,002	64	\$49,828	26	\$56,514	38	\$45,254
0230 A EMPLOYEE RELATIONS	1,602	\$53,309	383	\$59,853	1,219	\$51,253	549	\$61,485	123	\$67,118	426	\$59,858	1,022	\$49,035	249	\$56,719	773	\$46,559
0233 A LABOR RELATIONS	1,081	\$60,134	530	\$64,235	551	\$56,190	251	\$71,310	134	\$76,294	117	\$65,602	822	\$56,844	392	\$60,264	430	\$53,725
0235 A EMPLOYEE DEVELOPMENT	1,837	\$57,550	612	\$62,318	1,225	\$55,167	545	\$64,340	151	\$72,767	394	\$61,110	1,275	\$54,739	452	\$59,057	823	\$52,367
0241 A MEDIATION	227	\$77,883	184	\$79,027	43	\$72,988	22	\$84,651	15	\$89,146	7	\$75,020	205	\$77,157	169	\$78,129	36	\$72,593
0243 A APPRENTICESHIP AND TRAINING	157	\$57,170	102	\$61,469	55	\$49,196	47	\$65,928	4	\$65,289	3	\$66,781	150	\$56,761	98	\$61,313	52	\$48,181
0244 A LABOR MANAGEMENT RELATIONS EXAMINING	348	\$71,449	214	\$76,528	134	\$63,338	10	\$70,986	5	\$74,022	5	\$67,949	334	\$71,603	206	\$76,839	128	\$63,176
0246 A CONTRACTOR INDUSTRIAL RELATIONS	119	\$61,279	54	\$69,441	65	\$54,498	9	\$81,105	4	\$92,964	5	\$71,618	110	\$59,657	50	\$67,559	60	\$53,071
0249 A WAGE AND HOUR COMPLIANCE	1,120	\$55,962	641	\$57,968	479	\$53,278	51	\$65,717	25	\$73,464	26	\$58,268	1,049	\$55,587	605	\$57,375	444	\$53,152
0260 A EQUAL EMPLOYMENT OPPORTUNITY	2,655	\$59,351	796	\$62,800	1,859	\$57,874	955	\$66,462	286	\$69,982	669	\$64,957	1,627	\$55,693	488	\$59,289	1,139	\$54,152
0270 A FEDERAL RETIREMENT BENEFITS	406	\$49,585	124	\$51,993	282	\$48,526	282	\$53,627	91	\$55,634	191	\$52,670	124	\$40,393	33	\$41,954	91	\$39,827
0299 O PERSONNEL MANAGEMENT STUDENT TRAINEE	62	\$23,451	13	\$27,071	49	\$22,490	16	\$25,918	6	\$29,402	10	\$23,827	45	\$22,530	7	\$25,073	38	\$22,062
0200 PERSONNEL MANAGEMENT AND INDUSTRIAL RELATIONS	40,673	\$47,051	11,674	\$53,443	28,999	\$44,478	10,036	\$57,552	2,567	\$66,325	7,469	\$54,536	29,472	\$43,704	8,660	\$50,155	20,812	\$41,019
0301 A MISCELLANEOUS ADMINISTRATION AND PROGRAM	57,697	\$59,666	28,257	\$65,407	29,440	\$54,155	19,541	\$68,507	7,805	\$79,492	11,736	\$61,202	36,237	\$55,109	19,123	\$60,161	17,114	\$49,464
0302 C MESSENGER	78	\$26,350	63	\$25,530	15	\$29,792	12	\$29,552	10	\$23,672	2	\$58,950	66	\$25,768	53	\$25,881	13	\$25,306
0303 * MISCELLANEOUS CLERK AND ASSISTANT	64,433	\$28,302	13,859	\$27,794	50,574	\$28,441	10,655	\$31,616	1,791	\$28,459	8,864	\$32,254	51,708	\$27,810	11,157	\$27,982	40,551	\$27,763
0304 C INFORMATION RECEPTIONIST	884	\$22,517	172	\$22,591	712	\$22,499	58	\$24,353	12	\$26,331	46	\$23,837	809	\$22,433	153	\$22,493	656	\$22,419
0305 C MAIL AND FILE	10,206	\$24,598	4,564	\$24,108	5,642	\$24,994	1,546	\$29,393	676	\$27,322	870	\$31,002	8,339	\$23,884	3,679	\$23,707	4,660	\$24,023
0309 C CORRESPONDENCE CLERK	254	\$26,534	48	\$24,647	206	\$26,974	42	\$29,934	8	\$26,454	34	\$30,752	212	\$25,861	40	\$24,285	172	\$26,227
0312 C CLERK-STENOGRAPHER AND REPORTER	72	\$30,484	4	\$38,721	68	\$29,999	3	\$36,435	3	\$36,435	54	\$30,262	1	\$32,196	53	\$30,226
0313 C WORK UNIT SUPERVISING	160	\$37,182	7	\$35,862	153	\$37,242	8	\$40,307	8	\$40,307	151	\$37,094	7	\$35,862	144	\$37,154
0318 C SECRETARY	54,404	\$30,767	1,416	\$27,789	52,988	\$30,847	13,203	\$34,339	298	\$30,620	12,905	\$34,425	38,728	\$29,665	956	\$27,183	37,772	\$29,728
0319 C CLOSED MICROPHONE REPORTING	114	\$37,218	19	\$38,550	95	\$36,951	6	\$38,676	2	\$34,705	4	\$40,662	93	\$37,265	14	\$38,892	79	\$36,977
0322 C CLERK-TYPIST	2,227	\$26,531	423	\$29,743	1,804	\$25,778	434	\$29,965	118	\$36,506	316	\$27,523	975	\$23,971	106	\$23,814	869	\$23,990
0326 * OFFICE AUTOMATION CLERICAL AND ASSISTANCE	13,470	\$23,874	1,879	\$22,992	11,591	\$24,017	2,529	\$23,648	480	\$22,365	2,049	\$23,948	10,436	\$24,095	1,314	\$23,369	9,122	\$24,200
0332 T COMPUTER OPERATION	2,766	\$34,941	1,305	\$35,742	1,461	\$34,226	568	\$37,379	285	\$38,353	283	\$36,398	2,152	\$34,476	992	\$35,222	1,160	\$33,838
0334 A COMPUTER SPECIALIST	56,216	\$57,712	33,674	\$59,600	22,542	\$54,893	17,290	\$65,691	9,999	\$68,535	7,291	\$61,790	37,034	\$54,462	22,148	\$56,289	14,886	\$51,743
0335 * COMPUTER CLERK AND ASSISTANT	5,876	\$31,327	1,969	\$30,701	3,907	\$31,642	890	\$32,565	281	\$31,055	609	\$33,261	4,813	\$31,280	1,593	\$30,894	3,220	\$31,471
0340 A PROGRAM MANAGEMENT	7,901	\$90,063	5,520	\$91,791	2,381	\$86,055	2,048	\$106,556	1,404	\$108,625	644	\$102,046	5,491	\$84,254	3,871	\$86,074	1,620	\$79,904
0341 A ADMINISTRATIVE OFFICER	7,362	\$54,712	2,036	\$64,669	5,326	\$50,905	1,820	\$60,999	365	\$79,326	1,455	\$56,402	5,036	\$51,412	1,350	\$59,512	3,686	\$48,445
0342 A SUPPORT SERVICES ADMINISTRATION	3,611	\$45,487	1,649	\$48,718	1,962	\$42,772	505	\$59,270	237	\$63,642	268	\$55,404	2,805	\$41,897	1,211	\$44,087	1,594	\$40,233
0343 A MANAGEMENT AND PROGRAM ANALYSIS	41,770	\$59,897	15,118	\$65,839	26,652	\$56,527	18,464	\$66,505	6,322	\$74,315	12,142	\$62,438	22,542	\$54,685	8,378	\$59,858	14,164	\$51,625
0344 * MANAGEMENT AND PROGRAM CLERICAL AND ASSISTANCE	6,299	\$31,831	895	\$32,232	5,404	\$31,764	1,315	\$34,178	148	\$34,629	1,167	\$34,121	4,782	\$31,391	682	\$32,202	4,100	\$31,257
0346 A LOGISTICS MANAGEMENT	11,316	\$58,427	7,839	\$60,137	3,477	\$54,572	1,102	\$68,017	658	\$71,016	444	\$63,573	9,736	\$57,559	6,763	\$59,447	2,973	\$53,262
0350 C EQUIPMENT OPERATOR	1,126	\$25,369	623	\$25,727	503	\$24,925	131	\$26,883	82	\$27,477	49	\$25,889	979	\$25,237	532	\$25,524	447	\$24,896
0351 C PRINTING CLERICAL	149	\$27,022	35	\$26,112	114	\$27,302	84	\$28,210	17	\$26,840	67	\$28,558	48	\$27,233	12	\$27,226	36	\$27,236
0356 C DATA TRANSCRIBER	2,312	\$24,050	229	\$24,179	2,083	\$24,036	34	\$26,369	3	\$22,896	31	\$26,705	2,276	\$24,018	225	\$24,213	2,051	\$23,997
0357 C CODING	141	\$27,372	26	\$27,122	115	\$27,428	24	\$30,951	5	\$31,484	19	\$30,811	117	\$26,638	21	\$26,084	96	\$26,759
0360 A EQUAL OPPORTUNITY COMPLIANCE	1,859	\$61,727	784	\$64,003	1,075	\$60,067	300	\$69,274	114	\$74,871	186	\$65,843	1,551	\$60,306	662	\$62,248	889	\$58,859
0361 T EQUAL OPPORTUNITY ASSISTANCE	546	\$31,410	62	\$30,538	484	\$31,521	145	\$33,122	22	\$30,280	123	\$33,631	395	\$30,880	40	\$30,681	355	\$30,903
0382 C TELEPHONE OPERATING	1,213	\$23,665	352	\$23,753	861	\$23,629	75	\$28,236	12	\$27,538	63	\$28,369	1,031	\$23,728	293	\$24,115	738	\$23,574
0390 T TELECOMMUNICATIONS PROCESSING	710	\$29,970	418	\$30,642	292	\$29,007	151	\$35,147	80	\$35,097	71	\$35,204	550	\$28,605	330	\$29,686	220	\$26,985
0391 A TELECOMMUNICATIONS	7,236	\$54,955	5,316	\$56,366	1,920	\$51,049	2,159	\$64,757	1,497	\$67,378	662	\$58,831	4,637	\$51,180	3,427	\$52,630	1,210	\$47,075
0392 T GENERAL TELECOMMUNICATIONS	807	\$33,026	464	\$33,714	343	\$32,095	97	\$37,471	51	\$37,795	46	\$37,112	694	\$32,569	401	\$33,417	293	\$31,407
0394 C COMMUNICATIONS CLERICAL	208	\$27,589	46	\$27,611	162	\$27,582	32	\$31,164	5	\$34,843	27	\$30,483	167	\$27,230	37	\$27,384	130	\$27,186
0399 O ADMINISTRATION AND OFFICE SUPPORT STUDENT TRAINEE	530	\$22,390	214	\$23,226	316	\$21,824	182	\$23,274	70	\$24,146	112	\$22,730	347	\$21,937	144	\$22,779	203	\$21,340
0300 GENERAL ADMINISTRATION, CLERICAL, AND OFFICE SERVICES	363,953	\$45,324	129,285	\$55,635	234,668	\$39,644	95,453	\$55,872	32,857	\$68,721	62,596	\$49,127	254,991	\$41,647	89,715	\$51,454	165,276	\$36,324</

TABLE W-C1 FULL-TIME CIVILIAN WHITE-COLLAR EMPLOYMENT AND AVERAGE SALARY BY OCCUPATION, MAJOR GEOGRAPHIC AREA, AND GENDER, SEPTEMBER 30, 1999

OCCUPATION CODES 1/ TITLES	ALL AREAS						WASHINGTON, DC-MD-VA-WV METROPOLITAN STATISTICAL AREA						UNITED STATES EXCLUDING WASHINGTON, DC-MD-VA-WV METROPOLITAN STATISTICAL AREA					
	TOTAL		MEN		WOMEN		TOTAL		MEN		WOMEN		TOTAL		MEN		WOMEN	
	EMPLOYMENT	AVERAGE SALARY	EMPLOYMENT	AVERAGE SALARY	EMPLOYMENT	AVERAGE SALARY	EMPLOYMENT	AVERAGE SALARY	EMPLOYMENT	AVERAGE SALARY	EMPLOYMENT	AVERAGE SALARY	EMPLOYMENT	AVERAGE SALARY	EMPLOYMENT	AVERAGE SALARY	EMPLOYMENT	AVERAGE SALARY
0401 P GENERAL BIOLOGICAL SCIENCE	10,087	\$57,605	6,791	\$59,924	3,296	\$52,826	2,668	\$64,886	1,470	\$70,108	1,198	\$58,478	7,300	\$54,725	5,224	\$56,790	2,076	\$49,527
0403 P MICROBIOLOGY	2,059	\$63,070	1,206	\$67,284	853	\$57,111	807	\$68,829	474	\$72,429	333	\$63,705	1,242	\$59,371	727	\$63,894	515	\$52,985
0404 T BIOLOGICAL SCIENCE TECHNICIAN	6,381	\$28,297	3,728	\$28,687	2,653	\$27,750	632	\$33,549	328	\$34,679	304	\$32,330	5,682	\$27,740	3,344	\$28,138	2,338	\$27,171
0405 P PHARMACOLOGY	400	\$74,387	282	\$75,822	118	\$70,959	327	\$73,791	223	\$75,146	104	\$70,884	73	\$77,061	59	\$78,376	14	\$71,517
0406 P AGRICULTURAL EXTENSION	8	\$92,587	4	\$96,138	4	\$89,037	8	\$92,587	4	\$96,138	4	\$89,037
0408 P ECOLOGY	863	\$57,457	597	\$60,036	266	\$51,667	74	\$75,267	46	\$78,330	28	\$70,233	782	\$55,892	546	\$58,666	236	\$49,474
0410 P ZOOLOGY	102	\$77,276	84	\$80,180	18	\$63,722	70	\$84,439	60	\$87,320	10	\$67,156	32	\$61,606	24	\$62,331	8	\$59,430
0413 P PHYSIOLOGY	424	\$72,790	313	\$75,781	111	\$64,355	122	\$75,099	85	\$78,911	37	\$66,339	302	\$71,858	228	\$74,615	74	\$63,363
0414 P ENTOMOLOGY	600	\$65,668	515	\$67,228	85	\$56,217	114	\$71,770	100	\$73,385	14	\$60,241	472	\$64,196	403	\$65,833	69	\$54,634
0415 P TOXICOLOGY	310	\$74,176	217	\$75,881	93	\$70,199	126	\$80,599	84	\$82,225	42	\$77,349	182	\$69,845	132	\$71,809	50	\$64,662
0421 T PLANT PROTECTION TECHNICIAN	357	\$24,614	224	\$25,174	133	\$23,671	6	\$20,553	6	\$20,553	314	\$24,758	205	\$25,244	109	\$23,843
0430 P BOTANY	373	\$47,353	176	\$51,994	197	\$43,207	47	\$72,459	31	\$73,918	16	\$69,634	324	\$43,658	145	\$47,307	179	\$40,703
0434 P PLANT PATHOLOGY	257	\$67,508	200	\$70,663	57	\$56,437	64	\$71,514	47	\$76,170	17	\$58,641	192	\$66,070	152	\$68,851	40	\$55,500
0435 P PLANT PHYSIOLOGY	262	\$69,953	198	\$73,307	64	\$59,576	48	\$75,805	39	\$78,710	9	\$63,213	213	\$68,654	158	\$72,021	55	\$58,981
0436 P PLANT PROTECTION AND QUARANTINE	1,635	\$44,067	1,226	\$44,494	409	\$42,787	20	\$41,556	11	\$42,006	9	\$41,007	1,517	\$44,072	1,150	\$44,447	367	\$42,897
0437 P HORTICULTURE	142	\$54,307	96	\$56,966	46	\$48,758	78	\$53,665	47	\$56,605	31	\$49,208	63	\$54,753	48	\$56,917	15	\$47,829
0440 P GENETICS	345	\$69,006	266	\$71,163	79	\$61,743	61	\$76,072	35	\$78,459	26	\$72,858	283	\$67,540	230	\$70,132	53	\$56,290
0454 P RANGELAND MANAGEMENT	1,017	\$46,530	809	\$47,985	208	\$40,867	6	\$74,411	6	\$74,411	1,011	\$46,364	803	\$47,788	208	\$40,867
0455 T RANGE TECHNICIAN	1,340	\$25,631	1,102	\$25,758	238	\$25,043	1,340	\$25,631	1,102	\$25,758	238	\$25,043
0457 P SOIL CONSERVATION	4,149	\$49,088	3,394	\$50,590	755	\$42,336	47	\$67,730	41	\$70,940	6	\$45,801	4,064	\$48,934	3,324	\$50,403	740	\$42,336
0458 T SOIL CONSERVATION TECHNICIAN	1,429	\$30,835	1,162	\$31,595	267	\$27,526	3	\$36,452	2	\$38,173	1	\$33,009	1,413	\$30,851	1,149	\$31,609	264	\$27,554
0459 T IRRIGATION SYSTEM OPERATION	125	\$28,324	124	\$28,336	1	\$26,880	125	\$28,324	124	\$28,336	1	\$26,880
0460 P FORESTRY	3,694	\$51,578	2,981	\$52,732	713	\$46,756	60	\$92,309	49	\$89,549	11	\$104,606	3,626	\$50,860	2,924	\$52,063	702	\$45,850
0462 T FORESTRY TECHNICIAN	13,293	\$27,076	10,590	\$27,489	2,703	\$25,456	2	\$54,520	2	\$54,520	13,280	\$27,076	10,578	\$27,489	2,702	\$25,460
0470 P SOIL SCIENCE	1,361	\$53,937	1,195	\$55,125	166	\$45,386	39	\$74,368	33	\$76,393	6	\$63,235	1,318	\$53,373	1,159	\$54,569	159	\$44,659
0471 P AGRONOMY	279	\$57,699	254	\$59,058	25	\$43,887	28	\$71,019	26	\$71,950	2	\$58,906	246	\$56,498	223	\$57,934	23	\$42,581
0475 P AGRICULTURAL MANAGEMENT	1,700	\$50,165	1,221	\$52,909	479	\$43,172	50	\$70,395	38	\$75,242	12	\$55,045	1,611	\$49,711	1,151	\$52,405	460	\$42,970
0480 P GENERAL FISH AND WILDLIFE ADMINISTRATION	251	\$84,568	198	\$84,470	53	\$84,931	47	\$96,708	36	\$97,763	11	\$93,256	203	\$82,020	161	\$81,829	42	\$82,750
0482 P FISHERY BIOLOGY	2,139	\$51,629	1,694	\$52,981	445	\$46,483	104	\$64,976	72	\$67,791	32	\$58,641	2,034	\$50,950	1,621	\$52,328	413	\$45,541
0485 P WILDLIFE REFUGE MANAGEMENT	653	\$52,252	553	\$53,355	100	\$46,157	13	\$65,618	11	\$65,767	2	\$64,796	632	\$52,007	535	\$53,117	97	\$45,884
0486 P WILDLIFE BIOLOGY	2,248	\$49,333	1,673	\$51,359	575	\$43,439	116	\$65,647	96	\$68,225	20	\$53,272	2,116	\$48,466	1,564	\$50,360	552	\$43,097
0487 P ANIMAL SCIENCE	95	\$71,849	80	\$75,202	15	\$53,968	45	\$75,932	35	\$81,689	10	\$55,785	50	\$68,174	45	\$70,156	5	\$50,335
0493 P HOME ECONOMICS	14	\$56,808	2	\$50,345	12	\$57,886	9	\$60,954	1	\$55,303	8	\$61,661	5	\$49,345	1	\$45,387	4	\$50,335
0499 O BIOLOGICAL SCIENCE STUDENT TRAINEE	387	\$22,973	202	\$22,356	185	\$23,647	19	\$29,450	8	\$30,726	11	\$28,523	366	\$22,662	193	\$22,029	173	\$23,367
0400 BIOLOGICAL SCIENCES	58,779	\$44,059	43,357	\$45,253	15,422	\$40,704	5,860	\$64,370	3,540	\$69,075	2,320	\$57,191	52,413	\$41,759	39,432	\$43,074	12,981	\$37,763
0501 A FINANCIAL ADMINISTRATION AND PROGRAM	8,954	\$55,821	3,361	\$62,743	5,593	\$51,661	2,331	\$63,677	838	\$74,348	1,493	\$57,686	6,448	\$53,118	2,416	\$59,142	4,032	\$49,509
0503 * FINANCIAL CLERICAL AND ASSISTANCE	5,895	\$30,034	1,260	\$29,553	4,635	\$30,165	478	\$32,852	82	\$31,901	396	\$33,049	5,341	\$29,827	1,144	\$29,424	4,197	\$29,937
0505 A FINANCIAL MANAGEMENT	1,459	\$77,756	964	\$81,293	495	\$70,866	299	\$98,812	206	\$103,479	93	\$88,472	1,044	\$72,043	676	\$75,001	368	\$66,609
0510 P ACCOUNTING	12,453	\$58,812	6,238	\$63,622	6,215	\$53,985	3,778	\$67,490	1,937	\$72,641	1,841	\$62,069	8,464	\$55,186	4,191	\$59,732	4,273	\$50,728
0511 P AUDITING	11,496	\$63,253	7,555	\$66,344	3,941	\$57,326	2,784	\$68,071	1,736	\$72,843	1,048	\$60,167	8,454	\$61,811	5,639	\$64,503	2,815	\$56,419
0512 P INTERNAL REVENUE AGENT	13,276	\$62,160	7,995	\$64,860	5,281	\$58,072	345	\$68,241	206	\$71,751	139	\$63,038	12,919	\$62,002	7,780	\$64,685	5,139	\$57,940
0525 * ACCOUNTING TECHNICIAN	15,844	\$29,896	3,403	\$29,296	12,441	\$30,060	1,235	\$33,171	194	\$33,108	1,041	\$33,183	14,086	\$29,789	3,069	\$29,206	11,017	\$29,951
0526 T TAX TECHNICIAN	3,224	\$40,884	1,002	\$40,566	2,222	\$41,028	33	\$40,550	3	\$42,625	30	\$40,342	3,163	\$40,917	992	\$40,585	2,171	\$41,069
0530 C CASH PROCESSING	1,131	\$25,387	201	\$25,783	930	\$25,302	27	\$28,456	3	\$29,204	24	\$28,363	1,003	\$25,783	178	\$26,195	825	\$25,694
0540 C VOUCHER EXAMINING	1,802	\$27,458	530	\$26,970	1,272	\$27,661	210	\$31,278	39	\$30,783	171	\$31,390	1,528	\$27,089	465	\$26,800	1,063	\$27,216
0544 * CIVILIAN PAY	1,920	\$30,009	361	\$29,342	1,559	\$30,164	180	\$33,176	24	\$32,201	156	\$33,325	1,707	\$29,779	327	\$29,263	1,380	\$29,901
0545 * MILITARY PAY	2,169	\$28,254	762	\$27,917	1,407	\$28,437	68	\$30,389	21	\$29,776	47	\$30,663	2,039	\$28,340	711	\$28,047	1,328	\$28,498
0560 A BUDGET ANALYSIS	12,884	\$52,731	3,581	\$59,422	9,303	\$50,155	3,837	\$64,901	1,259	\$73,475	2,578	\$60,713	8,553	\$47,771	2,131	\$52,278	6,422	\$46,276
0561 * BUDGET CLERICAL AND ASSISTANCE	3,183	\$30,787	410	\$30,226	2,773	\$30,870	325	\$33,634	33	\$33,126	292	\$33,692	2,713	\$30,690	339	\$30,382	2,374	\$30,734
0570 A FINANCIAL INSTITUTION EXAMINING	5,130	\$70,165	3,618	\$72,257	1,512	\$65,159	284	\$93,767	190	\$95,007	94	\$91,260	4,833	\$68,780	3,419	\$70,994	1,414	\$63,426
0580 A CREDIT UNION EXAMINER	719	\$67,590	504	\$69,815	215	\$62,375	52	\$82,100	29	\$85,358	23	\$77,993	666	\$66,488	474	\$68,912	192	\$60,504
0592 * TAX EXAMINING	13,643	\$31,139	2,908	\$30,205	10,735	\$31,392	22	\$33,816	1	\$35,760	21	\$33,723	13,616	\$31,135	2,905	\$30,201	10,711	\$31,388
0593 T INSURANCE ACCOUNTS	49	\$28,457	13	\$28,270	36	\$28,525	49	\$28,457	13	\$28,270	36	\$28,525
0599 O FINANCIAL MANAGEMENT STUDENT TRAINEE	138	\$22,881	47	\$22,057	91	\$23,306	22	\$22,536	9	\$21,971	13	\$22,927	114	\$22,844	38	\$22,078	76	\$23,227
0500 ACCOUNTING AND BUDGET	115,369	\$47,612	44,713	\$56,938	70,656	\$41,711	16,310	\$62,016	6,810	\$72,214	9,500	\$54,706	96,740	\$45,369	36,907	\$54,383	59,833	\$39,809

TABLE W-C1 FULL-TIME CIVILIAN WHITE-COLLAR EMPLOYMENT AND AVERAGE SALARY BY OCCUPATION, MAJOR GEOGRAPHIC AREA, AND GENDER, SEPTEMBER 30, 1999

OCCUPATION CODES 1/ TITLES	ALL AREAS						WASHINGTON, DC-MD-VA-WV METROPOLITAN STATISTICAL AREA						UNITED STATES EXCLUDING WASHINGTON, DC-MD-VA-WV METROPOLITAN STATISTICAL AREA					
	TOTAL		MEN		WOMEN		TOTAL		MEN		WOMEN		TOTAL		MEN		WOMEN	
	EMPLOYMENT	AVERAGE SALARY	EMPLOYMENT	AVERAGE SALARY	EMPLOYMENT	AVERAGE SALARY	EMPLOYMENT	AVERAGE SALARY	EMPLOYMENT	AVERAGE SALARY	EMPLOYMENT	AVERAGE SALARY	EMPLOYMENT	AVERAGE SALARY	EMPLOYMENT	AVERAGE SALARY	EMPLOYMENT	AVERAGE SALARY
0610 P NURSE	39,654	\$51,103	5,356	\$49,901	34,298	\$51,291	1,853	\$56,194	145	\$53,289	1,708	\$56,440	37,034	\$51,040	5,068	\$50,070	31,966	\$51,194
0620 T PRACTICAL NURSE	10,926	\$29,100	1,684	\$28,549	9,242	\$29,200	255	\$30,672	38	\$30,000	217	\$30,790	10,513	\$29,145	1,589	\$28,698	8,924	\$29,225
0621 T NURSING ASSISTANT	10,189	\$25,062	3,342	\$25,107	6,847	\$25,040	323	\$25,712	53	\$26,617	270	\$25,534	9,749	\$25,094	3,202	\$25,193	6,547	\$25,046
0622 T MEDICAL SUPPLY AIDE AND TECHNICIAN	2,017	\$27,033	1,147	\$26,624	870	\$27,573	70	\$29,791	27	\$29,403	43	\$30,035	1,910	\$26,969	1,089	\$26,588	821	\$27,474
0625 T AUTOPSY ASSISTANT	45	\$26,562	39	\$26,713	6	\$25,586	5	\$30,836	4	\$32,068	1	\$25,908	37	\$26,080	32	\$26,167	5	\$25,522
0630 P DIETITIAN AND NUTRITIONIST	1,430	\$50,697	97	\$52,123	1,333	\$50,593	136	\$63,202	9	\$71,926	127	\$62,584	1,257	\$49,883	85	\$51,093	1,172	\$49,795
0631 P OCCUPATIONAL THERAPIST	686	\$48,907	120	\$47,947	566	\$49,111	12	\$55,819	2	\$68,794	10	\$53,224	627	\$49,227	113	\$47,851	514	\$49,530
0633 P PHYSICAL THERAPIST	778	\$51,251	288	\$51,034	490	\$51,378	18	\$52,381	8	\$47,958	10	\$55,920	722	\$51,716	264	\$51,574	458	\$51,798
0635 P CORRECTIVE THERAPIST	461	\$44,849	297	\$45,565	164	\$43,551	7	\$46,250	6	\$46,959	1	\$41,997	454	\$44,827	291	\$45,537	163	\$43,560
0636 T REHABILITATION THERAPY ASSISTANT	773	\$29,502	361	\$29,494	412	\$29,508	12	\$30,979	5	\$29,540	7	\$32,007	752	\$29,548	353	\$29,523	399	\$29,569
0637 P MANUAL ARTS THERAPIST	70	\$42,194	60	\$42,452	10	\$40,645	70	\$42,194	60	\$42,452	10	\$40,645
0638 P RECREATION/CREATIVE ARTS THERAPIST	748	\$43,652	334	\$45,100	414	\$42,483	41	\$45,861	15	\$49,760	26	\$43,612	696	\$43,555	312	\$44,927	384	\$42,441
0639 P EDUCATIONAL THERAPIST	13	\$46,648	2	\$45,181	11	\$46,915	10	\$44,213	2	\$45,181	8	\$43,972
0640 T HEALTH AID AND TECHNICIAN	5,876	\$28,635	2,479	\$29,297	3,397	\$28,151	230	\$31,631	101	\$32,193	129	\$31,191	5,519	\$28,567	2,313	\$29,231	3,206	\$28,088
0642 T NUCLEAR MEDICINE TECHNICIAN	131	\$41,265	66	\$41,893	65	\$40,627	27	\$47,520	12	\$46,325	15	\$48,477	101	\$39,830	51	\$41,357	50	\$38,272
0644 P MEDICAL TECHNOLOGIST	5,277	\$43,899	1,732	\$44,094	3,545	\$43,803	471	\$51,392	122	\$50,220	349	\$51,802	4,728	\$43,198	1,593	\$43,674	3,135	\$42,957
0645 T MEDICAL TECHNICIAN	1,748	\$27,911	584	\$28,495	1,164	\$27,617	77	\$31,363	30	\$32,370	47	\$30,721	1,633	\$27,873	542	\$28,398	1,091	\$27,612
0646 T PATHOLOGY TECHNICIAN	431	\$34,187	136	\$34,161	295	\$34,198	57	\$39,658	19	\$37,762	38	\$40,607	368	\$33,360	112	\$33,542	256	\$33,281
0647 T DIAGNOSTIC RADIOLOGIC TECHNOLOGIST	2,963	\$35,675	1,511	\$36,251	1,452	\$35,075	122	\$42,819	63	\$41,810	59	\$43,897	2,799	\$35,493	1,427	\$36,128	1,372	\$34,832
0648 T THERAPEUTIC RADIOLOGIC TECHNOLOGIST	131	\$43,278	48	\$43,752	83	\$43,003	8	\$46,906	1	\$41,595	7	\$47,665	120	\$43,260	45	\$44,242	75	\$42,670
0649 T MEDICAL INSTRUMENT TECHNICIAN	1,917	\$34,091	776	\$34,200	1,141	\$34,018	90	\$40,374	42	\$38,811	48	\$41,741	1,799	\$33,827	716	\$34,008	1,083	\$33,707
0650 T MEDICAL TECHNICAL ASSISTANT	1	\$42,936	1	\$42,936	1	\$42,936	1	\$42,936
0651 T RESPIRATORY THERAPIST	361	\$33,540	201	\$33,917	160	\$33,067	15	\$38,900	8	\$37,452	7	\$40,554	343	\$33,320	190	\$33,801	153	\$32,724
0660 P PHARMACIST	4,401	\$59,681	2,426	\$61,389	1,975	\$57,584	179	\$63,033	83	\$65,265	96	\$61,103	4,120	\$59,889	2,304	\$61,467	1,816	\$57,888
0661 T PHARMACY TECHNICIAN	3,337	\$26,600	1,021	\$26,811	2,316	\$26,507	93	\$28,012	35	\$28,621	58	\$27,645	3,181	\$26,613	966	\$26,783	2,215	\$26,539
0662 P OPTOMETRIST	275	\$63,550	167	\$72,905	108	\$49,084	4	\$63,143	3	\$76,191	1	\$24,000	269	\$63,670	164	\$72,845	105	\$49,339
0664 T RESTORATION TECHNICIAN	12	\$46,229	10	\$46,158	2	\$46,582	12	\$46,229	10	\$46,158	2	\$46,582
0665 P SPEECH PATHOLOGY AND AUDIOLOGY	745	\$56,389	241	\$62,071	504	\$53,672	49	\$65,595	8	\$74,785	41	\$63,802	668	\$55,963	227	\$61,878	441	\$52,919
0667 T ORTHOTIST AND PROSTHETIST	205	\$43,095	192	\$43,431	13	\$38,125	10	\$47,497	10	\$47,497	190	\$42,931	177	\$43,284	13	\$38,125
0668 P PODIATRIST	279	\$54,151	202	\$58,840	77	\$41,850	8	\$61,548	5	\$64,452	3	\$56,709	270	\$53,937	196	\$58,728	74	\$41,248
0669 A MEDICAL RECORDS ADMINISTRATION	506	\$44,618	66	\$44,078	440	\$44,699	52	\$45,601	17	\$42,263	35	\$47,222	444	\$44,564	48	\$44,781	396	\$44,538
0670 A HEALTH SYSTEM ADMINISTRATION	560	\$83,687	372	\$89,754	188	\$71,682	19	\$93,615	15	\$97,379	4	\$79,498	535	\$83,461	353	\$89,532	182	\$71,687
0671 A HEALTH SYSTEM SPECIALIST	1,840	\$55,330	791	\$60,154	1,049	\$51,692	178	\$65,815	94	\$72,021	84	\$58,871	1,596	\$54,787	669	\$59,308	927	\$51,524
0672 T PROSTHETIC REPRESENTATIVE	186	\$49,934	118	\$53,213	68	\$44,244	4	\$48,063	2	\$54,307	2	\$41,820	181	\$50,008	115	\$53,274	66	\$44,318
0673 A HOSPITAL HOUSEKEEPING MANAGEMENT	191	\$54,860	165	\$56,648	26	\$43,513	9	\$69,303	8	\$72,537	1	\$43,428	178	\$54,361	155	\$55,870	23	\$44,193
0675 T MEDICAL RECORDS TECHNICIAN	3,287	\$27,593	532	\$27,018	2,755	\$27,704	178	\$29,654	38	\$29,197	140	\$29,778	3,041	\$27,547	480	\$26,926	2,561	\$27,664
0679 C MEDICAL CLERK	9,361	\$24,399	1,911	\$24,134	7,450	\$24,466	321	\$25,510	52	\$25,212	269	\$25,567	8,800	\$24,458	1,776	\$24,229	7,024	\$24,516
0680 P DENTAL OFFICER	742	\$89,393	641	\$90,752	101	\$80,764	41	\$79,857	29	\$86,685	12	\$63,356	689	\$90,106	604	\$91,009	85	\$83,687
0681 T DENTAL ASSISTANT	2,769	\$25,034	212	\$23,966	2,557	\$25,123	90	\$29,477	10	\$27,898	80	\$29,675	2,424	\$25,504	176	\$24,422	2,248	\$25,589
0682 T DENTAL HYGIENE	332	\$33,135	13	\$32,671	319	\$33,154	16	\$37,872	16	\$37,872	302	\$33,177	13	\$32,671	289	\$33,200
0683 T DENTAL LABORATORY AID AND TECHNICIAN	555	\$36,838	450	\$37,365	105	\$34,581	46	\$36,829	39	\$37,245	7	\$34,511	490	\$37,010	394	\$37,588	96	\$34,640
0685 A PUBLIC HEALTH PROGRAM SPECIALIST	1,515	\$67,756	703	\$69,910	812	\$65,891	584	\$73,342	181	\$78,354	403	\$71,091	851	\$63,789	483	\$66,612	368	\$60,083
0688 A SANITARIAN	41	\$47,340	26	\$49,984	15	\$42,758	2	\$80,354	2	\$80,354	39	\$45,647	24	\$47,453	15	\$42,758
0690 P INDUSTRIAL HYGIENE	1,445	\$58,203	1,004	\$59,065	441	\$56,239	154	\$71,058	106	\$72,005	48	\$68,965	1,254	\$56,854	871	\$57,765	383	\$54,784
0696 P CONSUMER SAFETY	1,896	\$62,667	1,072	\$64,693	824	\$60,031	664	\$70,872	306	\$75,753	358	\$66,701	1,199	\$58,343	742	\$60,485	457	\$54,864
0698 T ENVIRONMENTAL HEALTH TECHNICIAN	105	\$34,637	78	\$35,558	27	\$31,977	103	\$34,769	77	\$35,672	26	\$32,095
0699 O MEDICAL AND HEALTH STUDENT TRAINEE	68	\$27,257	18	\$27,048	50	\$27,333	9	\$31,989	2	\$27,411	7	\$33,297	57	\$26,743	16	\$27,003	41	\$26,641
0600 MEDICAL, HOSPITAL, DENTAL, AND PUBLIC HEALTH	139,132	\$45,965	44,718	\$53,255	94,414	\$42,512	9,656	\$63,109	3,580	\$73,318	6,076	\$57,093	126,555	\$44,821	40,093	\$51,716	86,462	\$41,623
0701 P VETERINARY MEDICAL SCIENCE	1,767	\$62,463	1,408	\$62,897	359	\$60,762	193	\$78,393	128	\$81,868	65	\$71,549	1,552	\$60,505	1,263	\$60,964	289	\$58,498
0704 T ANIMAL HEALTH TECHNICIAN	318	\$36,686	264	\$37,166	54	\$34,336	9	\$37,495	4	\$38,497	5	\$36,694	297	\$36,662	248	\$37,170	49	\$34,095
0799 O VETERINARY STUDENT TRAINEE	3	\$27,606	3	\$27,606	1	\$19,849	2	\$31,485	2	\$31,485
0700 VETERINARY MEDICAL SCIENCE	2,088	\$58,487	1,672	\$58,834	416	\$67,093	203	\$76,291	132	\$80,554	71	\$68,367	1,851	\$56,648	1,511	\$57,059	340	\$54,822
0801 P GENERAL ENGINEERING	18,171	\$76,962	16,295	\$77,584	1,876	\$71,565	4,122	\$86,840	3,695	\$87,665	427	\$79,699	13,602	\$74,422	12,196	\$74,994	1,406	\$69,455
0802 T ENGINEERING TECHNICIAN	17,552	\$46,592	15,728	\$47,372	1,824	\$39,857	1,213	\$51,687	1,100	\$52,310	113	\$45,620	16,100	\$46,292	14,409	\$47,082	1,691	\$39,563
0803 P SAFETY ENGINEERING	522	\$68,795	464	\$69,786	58	\$60,869	87	\$82,766	79	\$84,081	8	\$69,777	426	\$66,161	379	\$66,965	47	\$59,681
0804 P FIRE PROTECTION ENGINEERING	148	\$67,801	130	\$68,606	18	\$61,985	63	\$75,304	53	\$77,045	10	\$66,078	82	\$62,506	74			

TABLE W-C1 FULL-TIME CIVILIAN WHITE-COLLAR EMPLOYMENT AND AVERAGE SALARY BY OCCUPATION, MAJOR GEOGRAPHIC AREA, AND GENDER, SEPTEMBER 30, 1999

OCCUPATION CODES 1/ TITLES	ALL AREAS						WASHINGTON, DC-MD-VA-WV METROPOLITAN STATISTICAL AREA						UNITED STATES EXCLUDING WASHINGTON, DC-MD-VA-WV METROPOLITAN STATISTICAL AREA					
	TOTAL		MEN		WOMEN		TOTAL		MEN		WOMEN		TOTAL		MEN		WOMEN	
	EMPLOYMENT	AVERAGE SALARY	EMPLOYMENT	AVERAGE SALARY	EMPLOYMENT	AVERAGE SALARY	EMPLOYMENT	AVERAGE SALARY	EMPLOYMENT	AVERAGE SALARY	EMPLOYMENT	AVERAGE SALARY	EMPLOYMENT	AVERAGE SALARY	EMPLOYMENT	AVERAGE SALARY	EMPLOYMENT	AVERAGE SALARY
0807 P LANDSCAPE ARCHITECTURE	531	\$57,700	363	\$60,191	168	\$52,317	41	\$63,272	31	\$66,107	10	\$54,482	484	\$57,213	327	\$59,703	157	\$52,027
0808 P ARCHITECTURE	1,685	\$62,523	1,425	\$63,077	260	\$59,490	382	\$71,703	290	\$73,310	92	\$66,638	1,246	\$59,982	1,090	\$60,566	156	\$55,903
0809 T CONSTRUCTION CONTROL	2,317	\$43,803	2,228	\$44,001	89	\$38,841	94	\$55,441	89	\$55,254	5	\$58,757	2,101	\$43,414	2,021	\$43,637	80	\$37,761
0810 P CIVIL ENGINEERING	11,523	\$62,812	10,274	\$63,739	1,249	\$55,182	878	\$74,891	783	\$76,527	95	\$61,409	10,248	\$61,849	9,134	\$62,707	1,114	\$54,806
0817 T SURVEYING TECHNICIAN	622	\$29,202	586	\$29,499	36	\$24,362	4	\$24,711	4	\$24,711	615	\$29,249	580	\$29,539	35	\$24,442
0818 T ENGINEERING DRAFTING	287	\$30,497	227	\$30,576	60	\$30,197	24	\$35,638	16	\$34,921	8	\$37,074	254	\$30,229	202	\$30,510	52	\$29,139
0819 P ENVIRONMENTAL ENGINEERING	5,132	\$64,284	4,015	\$65,232	1,117	\$60,877	510	\$73,709	379	\$75,779	131	\$67,722	4,487	\$63,434	3,517	\$64,366	970	\$60,055
0828 A CONSTRUCTION ANALYST	383	\$50,110	345	\$50,369	38	\$47,760	18	\$67,096	16	\$68,949	2	\$52,272	330	\$50,913	296	\$51,196	34	\$48,444
0830 P MECHANICAL ENGINEERING	9,685	\$63,824	9,053	\$64,206	632	\$58,363	1,572	\$68,725	1,448	\$69,402	124	\$60,823	8,017	\$62,949	7,516	\$63,287	501	\$57,890
0840 P NUCLEAR ENGINEERING	2,178	\$72,758	2,041	\$73,346	137	\$64,005	378	\$97,422	359	\$98,479	19	\$77,452	1,800	\$67,579	1,682	\$67,982	118	\$61,840
0850 P ELECTRICAL ENGINEERING	4,228	\$63,652	3,863	\$64,084	365	\$59,083	502	\$71,289	448	\$72,561	54	\$60,733	3,668	\$62,702	3,359	\$63,056	309	\$58,859
0854 P COMPUTER ENGINEERING	2,322	\$69,224	1,889	\$69,876	433	\$66,379	423	\$74,913	354	\$75,450	69	\$72,159	1,895	\$67,969	1,533	\$68,598	362	\$65,309
0855 P ELECTRONICS ENGINEERING	21,612	\$68,342	19,807	\$68,826	1,805	\$63,026	3,346	\$75,143	3,049	\$75,895	297	\$67,423	18,067	\$67,097	16,578	\$67,543	1,489	\$62,140
0856 T ELECTRONICS TECHNICIAN	9,529	\$51,080	9,033	\$51,333	496	\$46,475	693	\$56,715	658	\$57,099	35	\$49,497	8,589	\$50,724	8,136	\$50,968	453	\$46,347
0858 P BIOMEDICAL ENGINEERING	275	\$64,458	204	\$66,247	71	\$59,317	105	\$71,180	75	\$74,588	30	\$62,661	169	\$60,315	128	\$61,418	41	\$56,870
0861 P AEROSPACE ENGINEERING	7,585	\$72,794	6,787	\$73,445	798	\$67,253	905	\$77,708	784	\$78,874	121	\$70,155	6,648	\$72,160	5,973	\$72,772	675	\$66,739
0871 P NAVAL ARCHITECTURE	769	\$70,586	708	\$71,296	61	\$62,345	442	\$77,924	409	\$78,673	33	\$68,637	325	\$60,607	297	\$61,142	28	\$54,929
0873 A SHIP SURVEYING	126	\$63,454	125	\$63,631	1	\$41,291	6	\$71,799	6	\$71,799	104	\$64,203	103	\$64,426	1	\$41,291
0880 P MINING ENGINEERING	238	\$62,628	226	\$63,047	12	\$54,728	9	\$85,121	8	\$85,190	1	\$84,570	229	\$61,744	218	\$62,235	11	\$52,016
0881 P PETROLEUM ENGINEERING	329	\$66,239	294	\$66,708	35	\$62,300	49	\$73,663	39	\$76,215	10	\$63,713	280	\$64,939	255	\$65,254	25	\$61,734
0890 P AGRICULTURAL ENGINEERING	368	\$58,744	323	\$60,546	45	\$45,809	14	\$74,992	13	\$77,641	1	\$40,555	353	\$58,005	309	\$59,725	44	\$45,928
0892 P CERAMIC ENGINEERING	47	\$77,582	39	\$77,473	8	\$78,109	13	\$86,122	10	\$86,772	3	\$83,955	34	\$74,316	29	\$74,267	5	\$74,602
0893 P CHEMICAL ENGINEERING	1,069	\$66,961	856	\$68,504	213	\$60,763	291	\$69,572	222	\$71,427	69	\$63,604	774	\$65,926	630	\$67,418	144	\$59,401
0894 P WELDING ENGINEERING	39	\$68,698	38	\$69,038	1	\$55,792	9	\$85,408	9	\$85,408	30	\$63,685	29	\$63,957	1	\$55,792
0895 T INDUSTRIAL ENGINEERING TECHNICIAN	1,093	\$47,072	887	\$47,804	206	\$43,919	1	\$52,317	1	\$52,317	1,082	\$47,043	877	\$47,775	205	\$43,913
0896 P INDUSTRIAL ENGINEERING	1,272	\$62,183	1,066	\$63,061	206	\$57,636	158	\$68,039	124	\$69,873	34	\$61,347	1,085	\$61,418	917	\$62,241	168	\$56,928
0899 O ENGINEERING AND ARCHITECTURE STUDENT TRAINEE	475	\$22,163	353	\$22,204	122	\$22,044	73	\$23,770	63	\$23,983	10	\$22,432	401	\$21,877	290	\$21,818	111	\$22,031
0800 ENGINEERING AND ARCHITECTURE	123,183	\$62,953	110,575	\$63,544	12,608	\$57,775	16,645	\$74,835	14,787	\$75,792	1,858	\$67,224	104,375	\$61,206	93,814	\$61,768	10,561	\$56,217
0904 P LAW CLERK	317	\$42,322	135	\$42,277	182	\$42,356	179	\$42,385	80	\$42,019	99	\$42,680	137	\$42,322	55	\$42,653	82	\$42,100
0905 P GENERAL ATTORNEY	26,321	\$85,237	16,068	\$88,199	10,253	\$80,596	12,032	\$87,617	7,150	\$90,695	4,882	\$83,107	13,997	\$83,397	8,727	\$86,378	5,270	\$78,459
0920 A ESTATE TAX EXAMINING	2	\$55,888	1	\$66,488	1	\$45,287	2	\$55,888	1	\$66,488	1	\$45,287	...
0930 A HEARINGS AND APPEALS	1,782	\$71,776	1,191	\$74,851	591	\$65,580	172	\$70,987	98	\$73,076	74	\$68,220	1,607	\$71,890	1,091	\$75,032	516	\$65,246
0935 P ADMINISTRATIVE LAW JUDGE	1,309	\$109,827	1,145	\$110,008	164	\$108,561	141	\$114,236	115	\$114,464	26	\$113,227	1,156	\$109,374	1,020	\$109,597	136	\$107,699
0945 A CLERK OF COURT	32	\$37,032	5	\$33,549	27	\$37,677	24	\$40,077	5	\$33,549	19	\$41,795	8	\$27,896	8	\$27,896
0950 A PARALEGAL SPECIALIST	5,980	\$48,275	1,263	\$52,742	4,717	\$47,080	2,530	\$50,034	619	\$54,274	1,911	\$48,661	3,401	\$47,101	632	\$51,445	2,769	\$46,110
0958 A PENSION LAW SPECIALIST	122	\$63,117	51	\$71,548	71	\$57,061	122	\$63,117	51	\$71,548	71	\$57,061
0962 T CONTACT REPRESENTATIVE	23,250	\$33,174	6,144	\$32,993	17,106	\$33,239	326	\$34,075	66	\$33,992	260	\$34,096	22,692	\$33,181	5,989	\$33,007	16,703	\$33,244
0963 T LEGAL INSTRUMENTS EXAMINING	2,636	\$33,802	575	\$33,646	2,061	\$33,845	960	\$33,585	178	\$32,197	782	\$33,901	1,661	\$33,945	395	\$34,333	1,266	\$33,825
0965 A LAND LAW EXAMINING	249	\$41,999	38	\$43,775	211	\$41,679	14	\$48,409	5	\$49,385	9	\$47,867	235	\$41,617	33	\$42,925	202	\$41,404
0967 A PASSPORT AND VISA EXAMINING	683	\$45,059	281	\$47,003	402	\$43,701	130	\$53,720	41	\$61,152	89	\$50,297	414	\$39,867	162	\$40,089	252	\$39,725
0968 * LEGAL CLERICAL AND ASSISTANCE	9,398	\$31,911	867	\$29,192	8,531	\$32,188	1,732	\$32,044	257	\$28,276	1,475	\$32,700	7,544	\$31,926	595	\$29,612	6,949	\$32,124
0987 A TAX LAW SPECIALIST	314	\$73,343	196	\$76,916	118	\$67,408	259	\$78,028	181	\$79,873	78	\$75,579	54	\$51,415	15	\$50,759	39	\$51,667
0990 * GENERAL CLAIMS EXAMINING	3,861	\$39,661	912	\$39,969	2,949	\$39,565	120	\$42,603	28	\$45,431	92	\$41,742	3,735	\$39,576	882	\$39,810	2,853	\$39,504
0991 A WORKERS' COMPENSATION CLAIMS EXAMINING	895	\$52,198	354	\$56,266	541	\$49,536	149	\$58,924	61	\$65,548	88	\$54,332	746	\$50,855	293	\$54,334	453	\$48,605
0992 T LOSS AND DAMAGE CLAIMS EXAMINING	112	\$33,168	27	\$33,203	85	\$33,157	3	\$51,396	3	\$51,396	104	\$32,991	25	\$33,795	79	\$32,737
0993 A RAILROAD RETIREMENT CLAIMS EXAMINING	223	\$49,675	78	\$51,499	145	\$48,693	223	\$49,675	78	\$51,499	145	\$48,693
0994 T UNEMPLOYMENT COMPENSATION CLAIMS EXAMINING	30	\$35,174	9	\$35,645	21	\$34,972	30	\$35,174	9	\$35,645	21	\$34,972
0995 T DEPENDENTS AND ESTATES CLAIMS EXAMINING	24	\$38,072	6	\$36,591	18	\$38,565	1	\$82,284	1	\$82,284	23	\$36,149	6	\$36,591	17	\$35,994
0996 A VETERANS CLAIMS EXAMINING	4,113	\$45,063	2,086	\$47,108	2,027	\$42,958	144	\$59,232	85	\$61,880	59	\$55,419	3,911	\$44,542	1,978	\$46,506	1,933	\$42,532
0998 C CLAIMS CLERICAL	4,690	\$28,075	869	\$27,215	3,821	\$28,270	62	\$28,604	12	\$26,993	50	\$28,990	4,600	\$28,101	843	\$27,293	3,757	\$28,282
0999 O LEGAL OCCUPATIONS STUDENT TRAINEE	34	\$25,133	12	\$26,206	22	\$24,548	22	\$27,044	9	\$28,761	13	\$25,855	12	\$21,629	3	\$18,539	9	\$22,659
0900 LEGAL AND KINDRED	86,377	\$53,085	32,313	\$67,151	54,064	\$44,678	19,122	\$72,017	9,041	\$83,287	10,081	\$61,909	66,292	\$47,679	22,832	\$60,941	43,460	\$40,711
1001 * GENERAL ARTS AND INFORMATION	3,304	\$50,081	1,612	\$54,793	1,692	\$45,592	1,795	\$56,714	960	\$59,602	835	\$53,393	1,436	\$41,735	595	\$47,216	841	\$37,858
1008 A INTERIOR DESIGN	208	\$50,863	35	\$53,149	173	\$50,400	36	\$62,197	7	\$65,619	29	\$61,371	168	\$48,445	28	\$50,032	140	\$48,128
1010 T EXHIBITS SPECIALIST	387	\$45,331	319	\$45,269	68	\$45,620	209	\$47,662	161	\$47,682	48	\$47,595	177	\$42,690	158	\$42,811	19	\$41,691
1015 P MUSEUM CURATOR	397	\$61,802	229	\$65,238	16													

TABLE W-C1 FULL-TIME CIVILIAN WHITE-COLLAR EMPLOYMENT AND AVERAGE SALARY BY OCCUPATION, MAJOR GEOGRAPHIC AREA, AND GENDER, SEPTEMBER 30, 1999

OCCUPATION	ALL AREAS						WASHINGTON, DC-MD-VA-WV METROPOLITAN STATISTICAL AREA						UNITED STATES EXCLUDING WASHINGTON, DC-MD-VA-WV METROPOLITAN STATISTICAL AREA					
	TOTAL		MEN		WOMEN		TOTAL		MEN		WOMEN		TOTAL		MEN		WOMEN	
	EMPLOYMENT	AVERAGE SALARY	EMPLOYMENT	AVERAGE SALARY	EMPLOYMENT	AVERAGE SALARY	EMPLOYMENT	AVERAGE SALARY	EMPLOYMENT	AVERAGE SALARY	EMPLOYMENT	AVERAGE SALARY	EMPLOYMENT	AVERAGE SALARY	EMPLOYMENT	AVERAGE SALARY	EMPLOYMENT	AVERAGE SALARY
1020 T ILLUSTRATING	488	\$41,969	297	\$42,277	191	\$41,490	58	\$46,253	22	\$46,720	36	\$45,968	407	\$41,954	262	\$42,353	145	\$41,231
1021 C OFFICE DRAFTING	3	\$24,507	3	\$24,507	3	\$24,507	3	\$24,507	
1035 A PUBLIC AFFAIRS	4,391	\$57,292	1,790	\$61,310	2,601	\$54,526	1,468	\$66,975	557	\$72,684	911	\$63,484	2,818	\$52,682	1,179	\$56,584	1,639	\$49,875
1040 A LANGUAGE SPECIALIST	719	\$51,570	311	\$52,977	408	\$50,498	183	\$59,693	83	\$60,829	100	\$58,749	485	\$48,963	204	\$49,951	281	\$48,246
1046 C LANGUAGE CLERICAL	45	\$27,596	7	\$22,561	38	\$28,523	2	\$31,634	2	\$31,634	28	\$29,548	1	\$19,481	27	\$29,921
1051 A MUSIC SPECIALIST	19	\$58,767	16	\$60,457	3	\$49,754	8	\$72,392	7	\$73,891	1	\$61,895	11	\$48,858	9	\$50,008	2	\$43,684
1054 A THEATER SPECIALIST	14	\$40,535	12	\$42,154	2	\$30,818	5	\$44,596	4	\$48,868	1	\$27,508	7	\$39,461	6	\$40,351	1	\$34,127
1056 A ART SPECIALIST	92	\$38,940	47	\$40,135	45	\$37,692	9	\$43,223	3	\$40,337	6	\$44,667	61	\$38,885	31	\$41,299	30	\$36,391
1060 T PHOTOGRAPHY	1,074	\$42,685	839	\$43,562	235	\$39,554	319	\$45,920	232	\$47,447	87	\$41,850	737	\$41,549	592	\$42,331	145	\$38,356
1071 A AUDIOVISUAL PRODUCTION	1,104	\$52,974	866	\$53,599	238	\$50,700	424	\$60,164	294	\$61,971	130	\$56,076	634	\$48,870	533	\$49,706	101	\$44,456
1082 A WRITING AND EDITING	1,477	\$51,026	443	\$55,992	1,034	\$48,899	767	\$57,122	237	\$63,332	530	\$54,346	664	\$45,064	184	\$48,665	480	\$43,684
1083 A TECHNICAL WRITING AND EDITING	1,085	\$52,122	409	\$53,754	676	\$51,134	273	\$58,884	70	\$61,215	203	\$58,080	809	\$49,868	339	\$52,214	470	\$48,176
1084 A VISUAL INFORMATION	1,888	\$49,386	1,011	\$51,196	877	\$47,299	751	\$55,529	382	\$58,769	369	\$52,175	1,104	\$45,537	605	\$46,914	499	\$43,869
1087 * EDITORIAL ASSISTANCE	624	\$30,517	41	\$29,428	583	\$30,593	124	\$33,057	13	\$30,452	111	\$33,362	497	\$29,923	28	\$28,953	469	\$29,981
1099 O INFORMATION AND ARTS STUDENT TRAINEE	40	\$24,260	14	\$25,320	26	\$23,690	16	\$24,676	5	\$27,845	11	\$23,235	24	\$23,983	9	\$23,917	15	\$24,023
1000 INFORMATION AND ARTS	18,197	\$50,401	8,700	\$53,034	9,497	\$47,989	7,160	\$57,393	3,396	\$60,148	3,764	\$54,908	10,586	\$46,022	5,031	\$48,718	5,555	\$43,580
1101 * GENERAL BUSINESS AND INDUSTRY	21,004	\$52,955	9,505	\$61,692	11,499	\$45,732	3,457	\$66,899	1,566	\$75,700	1,891	\$59,610	16,848	\$50,068	7,485	\$58,956	9,363	\$42,964
1102 P CONTRACTING	27,021	\$55,826	10,762	\$60,490	16,259	\$52,738	5,467	\$65,482	2,045	\$72,647	3,422	\$61,200	20,917	\$53,434	8,358	\$57,756	12,559	\$50,557
1103 A INDUSTRIAL PROPERTY MANAGEMENT	606	\$62,602	332	\$54,668	274	\$50,097	49	\$57,279	24	\$61,719	25	\$53,016	534	\$62,153	290	\$54,176	244	\$49,749
1104 A PROPERTY DISPOSAL	849	\$48,196	440	\$50,159	409	\$46,085	86	\$54,338	43	\$57,838	43	\$50,837	693	\$47,766	348	\$49,925	345	\$45,588
1105 T PURCHASING	3,832	\$31,687	800	\$31,134	3,032	\$31,833	450	\$35,431	78	\$34,325	372	\$35,664	3,309	\$31,273	695	\$30,942	2,614	\$31,362
1106 * PROCUREMENT CLERICAL AND TECHNICIAN	4,073	\$29,441	514	\$29,009	3,559	\$29,503	503	\$31,551	53	\$30,622	450	\$31,660	3,471	\$29,291	438	\$29,086	3,033	\$29,320
1107 * PROPERTY DISPOSAL CLERICAL AND TECHNICIAN	270	\$29,258	71	\$29,760	199	\$29,079	13	\$32,696	6	\$32,038	7	\$33,260	248	\$29,261	58	\$30,074	190	\$29,012
1130 A PUBLIC UTILITIES SPECIALIST	644	\$60,915	352	\$66,894	292	\$53,707	143	\$68,710	94	\$72,706	49	\$61,046	501	\$58,690	258	\$64,776	243	\$52,228
1140 A TRADE SPECIALIST	728	\$61,678	400	\$66,288	328	\$56,056	445	\$62,043	236	\$66,899	209	\$56,560	279	\$60,921	161	\$65,026	118	\$55,321
1144 A COMMISSARY MANAGEMENT	1,512	\$46,458	1,100	\$48,510	412	\$40,981	45	\$51,343	33	\$52,546	12	\$48,035	1,137	\$47,724	822	\$49,891	315	\$42,070
1145 A AGRICULTURAL PROGRAM SPECIALIST	327	\$59,877	195	\$63,127	132	\$55,077	80	\$62,232	35	\$67,573	45	\$58,078	244	\$59,415	158	\$62,520	86	\$53,712
1146 A AGRICULTURAL MARKETING	526	\$61,465	305	\$66,044	221	\$55,145	334	\$65,112	183	\$71,215	151	\$57,716	192	\$55,120	122	\$58,287	70	\$49,601
1147 A AGRICULTURAL MARKET REPORTING	164	\$50,744	127	\$52,574	37	\$44,464	13	\$63,841	10	\$69,629	3	\$44,550	151	\$49,617	117	\$51,116	34	\$44,456
1150 A INDUSTRIAL SPECIALIST	1,462	\$56,902	1,139	\$58,120	323	\$52,607	127	\$74,583	95	\$75,548	32	\$71,715	1,311	\$55,262	1,023	\$56,607	288	\$50,482
1152 T PRODUCTION CONTROL	4,389	\$43,026	3,290	\$44,679	1,099	\$38,077	88	\$43,198	46	\$46,753	42	\$39,305	4,241	\$43,067	3,194	\$44,701	1,047	\$38,083
1160 A FINANCIAL ANALYSIS	1,391	\$63,471	746	\$68,434	645	\$57,731	487	\$74,303	300	\$78,047	187	\$68,297	898	\$57,717	443	\$62,038	455	\$53,510
1161 A CROP INSURANCE ADMINISTRATION
1162 A CROP INSURANCE UNDERWRITING	73	\$59,080	60	\$60,272	13	\$53,582	73	\$59,080	60	\$60,272	13	\$53,582	
1163 A INSURANCE EXAMINING	47	\$70,262	39	\$70,987	8	\$66,729	33	\$74,073	25	\$76,423	8	\$66,729	14	\$61,279	14	\$61,279
1165 A LOAN SPECIALIST	4,200	\$50,502	2,267	\$54,571	1,933	\$45,730	302	\$69,230	161	\$75,068	141	\$62,564	3,781	\$49,306	2,039	\$53,326	1,742	\$44,601
1169 A INTERNAL REVENUE OFFICER	6,626	\$54,561	3,420	\$56,726	3,206	\$52,252	155	\$51,017	85	\$52,281	70	\$49,481	6,418	\$54,673	3,296	\$56,897	3,122	\$52,325
1170 A REALTY	3,112	\$53,592	1,504	\$58,042	1,608	\$49,429	369	\$68,769	203	\$73,862	166	\$62,540	2,687	\$51,502	1,263	\$55,530	1,424	\$47,930
1171 A APPRAISING	810	\$56,903	627	\$58,219	183	\$52,394	37	\$72,280	24	\$78,074	13	\$61,584	767	\$56,223	597	\$57,513	170	\$51,691
1173 A HOUSING MANAGEMENT	2,224	\$40,147	842	\$43,269	1,382	\$38,245	149	\$53,844	56	\$61,823	93	\$49,039	1,751	\$39,455	637	\$42,417	1,114	\$37,762
1176 A BUILDING MANAGEMENT	1,310	\$55,288	952	\$57,438	358	\$49,572	372	\$57,292	261	\$60,596	111	\$49,522	805	\$54,128	562	\$56,095	243	\$49,577
1199 O BUSINESS AND INDUSTRY STUDENT TRAINEE	92	\$23,455	34	\$23,293	58	\$23,550	28	\$28,421	13	\$27,080	15	\$29,584	64	\$21,282	21	\$20,949	43	\$21,445
1100 BUSINESS AND INDUSTRY	87,292	\$51,272	39,823	\$56,905	47,469	\$46,547	13,232	\$63,118	5,675	\$71,136	7,557	\$57,097	71,334	\$49,244	32,459	\$54,734	38,875	\$44,660
1202 T PATENT TECHNICIAN	13	\$50,500	2	\$52,927	11	\$50,058	12	\$52,069	2	\$52,927	10	\$51,897	1	\$31,675	1	\$31,675
1210 A COPYRIGHT	172	\$53,700	72	\$55,621	100	\$52,316	172	\$53,700	72	\$55,621	100	\$52,316
1211 T COPYRIGHT TECHNICIAN	76	\$36,689	44	\$37,310	32	\$35,836	76	\$36,689	44	\$37,310	32	\$35,836
1220 P PATENT ADMINISTRATION	83	\$102,852	62	\$104,657	21	\$97,523	83	\$102,852	62	\$104,657	21	\$97,523
1221 P PATENT ADVISER	31	\$74,685	21	\$76,227	10	\$71,448	14	\$78,727	9	\$77,434	5	\$81,055	17	\$71,357	12	\$75,322	5	\$61,842
1222 P PATENT ATTORNEY	216	\$95,235	191	\$96,053	25	\$88,983	135	\$101,304	123	\$101,046	12	\$103,944	80	\$85,062	67	\$86,981	13	\$75,172
1223 P PATENT CLASSIFYING	56	\$81,715	48	\$81,531	8	\$82,820	56	\$81,715	48	\$81,531	8	\$82,820
1224 P PATENT EXAMINING	3,160	\$60,877	2,389	\$62,296	771	\$56,480	3,159	\$60,886	2,389	\$62,296	770	\$56,512
1226 P DESIGN PATENT EXAMINING	56	\$69,421	24	\$72,855	32	\$66,847	56	\$69,421	24	\$72,855	32	\$66,847
1299 O COPYRIGHT AND PATENT STUDENT TRAINEE	1	\$19,849	1	\$19,849	1	\$19,849	1	\$19,849
1200 COPYRIGHT, PATENT, AND TRADE-MARK	3,864	\$63,395	2,853	\$65,431	1,011	\$57,650	3,764	\$62,908	2,773	\$64,859	991	\$57,450	98	\$82,140	79	\$85,210	19	\$69,375
1301 P GENERAL PHYSICAL SCIENCE	6,613	\$74,301	5,025	\$76,740	1,588	\$66,584	2,040	\$87,224	1,591	\$89,688	449	\$78,491	4,502	\$68,539	3,383	\$70,716	1,119	\$61,958
1306 P HEALTH PHYSICS	785	\$68,925	636	\$69,825	149	\$65,085	172	\$80,315	121	\$83,443	51	\$72,895	610	\$65,819	512	\$66,737	98	\$61,021
1310 P PHYSICS	2,765	\$79,659	2,551	\$80,399	214	\$70,836	1,388	\$82,114	1,									

TABLE W-C1 FULL-TIME CIVILIAN WHITE-COLLAR EMPLOYMENT AND AVERAGE SALARY BY OCCUPATION, MAJOR GEOGRAPHIC AREA, AND GENDER, SEPTEMBER 30, 1999

OCCUPATION CODES 1/ TITLES	ALL AREAS						WASHINGTON, DC-MD-VA-WV METROPOLITAN STATISTICAL AREA						UNITED STATES EXCLUDING WASHINGTON, DC-MD-VA-WV METROPOLITAN STATISTICAL AREA						
	TOTAL		MEN		WOMEN		TOTAL		MEN		WOMEN		TOTAL		MEN		WOMEN		
	EMPLOYMENT	AVERAGE SALARY	EMPLOYMENT	AVERAGE SALARY	EMPLOYMENT	AVERAGE SALARY	EMPLOYMENT	AVERAGE SALARY	EMPLOYMENT	AVERAGE SALARY	EMPLOYMENT	AVERAGE SALARY	EMPLOYMENT	AVERAGE SALARY	EMPLOYMENT	AVERAGE SALARY	EMPLOYMENT	AVERAGE SALARY	
1311 T PHYSICAL SCIENCE TECHNICIAN	2,271	\$39,992	1,587	\$41,994	684	\$35,349	313	\$44,248	230	\$46,093	83	\$39,137	1,942	\$39,401	1,348	\$41,380	594	\$34,909	
1313 P GEOPHYSICS	419	\$73,575	378	\$74,390	41	\$66,058	48	\$84,812	43	\$85,139	5	\$82,005	369	\$72,227	333	\$73,134	36	\$63,844	
1315 P HYDROLOGY	2,539	\$59,616	2,083	\$61,484	456	\$51,085	170	\$81,448	142	\$82,727	28	\$74,959	2,339	\$58,125	1,914	\$60,037	425	\$49,516	
1316 T HYDROLOGIC TECHNICIAN	1,500	\$35,355	1,254	\$36,321	246	\$30,426	3	\$45,968	2	\$55,198	1	\$27,508	1,464	\$35,432	1,224	\$36,420	240	\$30,394	
1320 P CHEMISTRY	6,040	\$66,063	4,298	\$68,671	1,742	\$59,627	2,240	\$72,900	1,535	\$76,057	705	\$66,025	3,739	\$62,274	2,726	\$64,767	1,013	\$55,565	
1321 P METALLURGY	133	\$80,786	124	\$82,032	9	\$63,623	65	\$89,788	62	\$90,467	3	\$75,755	68	\$72,181	62	\$73,597	6	\$57,558	
1330 P ASTRONOMY AND SPACE SCIENCE	482	\$84,538	438	\$85,198	44	\$77,975	285	\$83,944	260	\$84,884	25	\$74,168	197	\$85,399	178	\$85,656	19	\$82,986	
1340 P METEOROLOGY	2,992	\$63,261	2,742	\$63,670	250	\$58,779	372	\$74,923	331	\$75,288	41	\$71,976	2,594	\$61,661	2,389	\$62,123	205	\$56,280	
1341 T METEOROLOGICAL TECHNICIAN	987	\$45,118	886	\$45,599	101	\$40,893	18	\$45,863	12	\$48,837	6	\$39,916	950	\$45,173	855	\$45,642	95	\$40,954	
1350 P GEOLOGY	1,745	\$65,363	1,414	\$67,098	331	\$57,955	225	\$82,291	175	\$85,061	50	\$72,596	1,514	\$62,845	1,233	\$64,553	281	\$55,349	
1360 P OCEANOGRAPHY	666	\$68,003	541	\$70,205	125	\$58,474	158	\$75,841	127	\$77,575	31	\$68,735	506	\$65,564	412	\$67,954	94	\$55,090	
1361 A NAVIGATIONAL INFORMATION	140	\$57,366	105	\$57,456	35	\$57,096	46	\$62,259	27	\$62,698	19	\$61,636	88	\$55,065	72	\$55,812	16	\$51,706	
1370 P CARTOGRAPHY	1,101	\$56,924	847	\$58,041	254	\$53,197	517	\$59,819	399	\$60,851	118	\$56,331	580	\$54,403	445	\$55,589	135	\$50,494	
1371 T CARTOGRAPHIC TECHNICIAN	1,094	\$35,983	670	\$37,695	424	\$33,278	77	\$42,038	57	\$42,207	20	\$41,555	1,014	\$35,543	611	\$37,289	403	\$32,897	
1372 P GEODESY	87	\$65,891	68	\$66,265	19	\$64,551	64	\$68,462	47	\$69,260	17	\$66,255	23	\$58,737	21	\$59,563	2	\$50,667	
1373 P LAND SURVEYING	448	\$52,219	428	\$52,511	20	\$45,959	15	\$59,818	15	\$59,818	432	\$51,992	412	\$52,284	20	\$45,959	
1374 T GEODETIC TECHNICIAN	52	\$49,567	35	\$51,846	17	\$44,875	25	\$47,450	8	\$52,921	17	\$44,875	27	\$51,528	27	\$51,528	
1380 P FOREST PRODUCTS TECHNOLOGY	35	\$68,612	29	\$72,154	6	\$51,493	35	\$68,612	29	\$72,154	6	\$51,493
1382 P FOOD TECHNOLOGY	213	\$64,577	142	\$67,047	71	\$59,637	57	\$73,238	34	\$77,893	23	\$66,356	156	\$61,412	108	\$63,632	48	\$56,417	
1384 P TEXTILE TECHNOLOGY	69	\$59,593	30	\$63,429	39	\$56,642	4	\$63,829	4	\$63,829	65	\$59,332	30	\$63,429	35	\$55,820	
1386 P PHOTOGRAPHIC TECHNOLOGY	27	\$63,298	27	\$63,298	11	\$69,301	11	\$69,301	16	\$59,171	16	\$59,171	
1397 A DOCUMENT ANALYSIS	118	\$59,196	74	\$61,853	44	\$54,727	99	\$58,091	58	\$60,886	41	\$54,136	19	\$64,955	16	\$65,359	3	\$62,801	
1399 O PHYSICAL SCIENCE STUDENT TRAINEE	149	\$24,948	88	\$25,289	61	\$24,456	23	\$23,098	15	\$24,119	8	\$21,183	125	\$25,283	73	\$25,529	52	\$24,939	
1300 PHYSICAL SCIENCES	33,470	\$63,038	26,500	\$65,104	6,970	\$55,184	8,435	\$76,449	6,580	\$78,997	1,855	\$67,411	24,749	\$58,606	19,701	\$60,602	5,048	\$50,815	
1410 P LIBRARIAN	2,612	\$58,531	860	\$60,242	1,752	\$57,692	1,659	\$63,327	604	\$63,970	1,055	\$62,959	841	\$50,252	217	\$51,885	624	\$49,684	
1411 T LIBRARY TECHNICIAN	2,459	\$30,349	661	\$30,261	1,798	\$30,382	1,199	\$33,128	413	\$32,300	786	\$33,563	1,091	\$28,614	192	\$28,188	899	\$28,705	
1412 A TECHNICAL INFORMATION SERVICES	1,196	\$52,464	334	\$55,856	862	\$51,150	715	\$56,972	221	\$59,433	494	\$55,871	478	\$45,837	112	\$49,060	366	\$44,850	
1420 P ARCHIVIST	469	\$58,395	296	\$60,152	173	\$55,391	295	\$61,613	186	\$63,443	109	\$58,489	174	\$52,940	110	\$54,586	64	\$50,113	
41 1421 * ARCHIVES TECHNICIAN	1,307	\$31,525	570	\$33,888	737	\$29,698	435	\$37,336	218	\$37,976	217	\$36,692	869	\$28,630	350	\$31,361	519	\$26,788	
1499 O LIBRARY AND ARCHIVES STUDENT TRAINEE	2	\$28,844	1	\$35,760	1	\$21,928	1	\$35,760	1	\$35,760	1	\$21,928	1	\$21,928	
1400 LIBRARY AND ARCHIVES	8,045	\$44,613	2,722	\$46,886	5,323	\$43,450	4,304	\$51,108	1,643	\$51,873	2,661	\$50,635	3,454	\$37,493	981	\$39,905	2,473	\$36,537	
1510 P ACTUARY	190	\$75,238	143	\$76,668	47	\$70,887	104	\$72,032	74	\$73,826	30	\$67,605	86	\$79,115	69	\$79,715	17	\$76,679	
1515 P OPERATIONS RESEARCH	3,217	\$73,266	2,420	\$75,228	797	\$67,307	1,014	\$82,224	764	\$84,471	250	\$75,360	2,172	\$69,184	1,631	\$71,034	541	\$63,608	
1520 P MATHEMATICS	1,382	\$70,338	968	\$72,197	414	\$65,992	516	\$72,300	342	\$75,432	174	\$66,143	866	\$69,169	626	\$70,429	240	\$65,883	
1521 T MATHEMATICS TECHNICIAN	14	\$38,269	5	\$26,956	9	\$44,554	2	\$57,743	2	\$57,743	12	\$35,024	5	\$26,956	7	\$40,786	
1529 P MATHEMATICAL STATISTICIAN	1,192	\$69,555	791	\$72,470	401	\$63,803	909	\$69,739	589	\$72,625	320	\$64,425	283	\$68,964	202	\$72,018	81	\$61,348	
1530 P STATISTICIAN	2,768	\$62,326	1,598	\$65,161	1,170	\$58,454	1,786	\$64,700	947	\$67,407	839	\$61,645	979	\$58,002	649	\$61,854	330	\$50,426	
1531 * STATISTICAL ASSISTANT	1,383	\$28,143	181	\$27,652	1,202	\$28,217	302	\$35,465	38	\$36,196	264	\$35,360	1,073	\$26,120	140	\$25,408	933	\$26,227	
1540 P CRYPTOGRAPHY	
1541 T CRYPTANALYSIS	22	\$62,374	7	\$65,076	15	\$61,114	22	\$62,374	7	\$65,076	15	\$61,114	
1550 P COMPUTER SCIENCE	3,379	\$67,445	2,336	\$69,149	1,043	\$63,629	1,414	\$71,518	971	\$73,666	443	\$66,809	1,961	\$64,509	1,361	\$65,932	600	\$61,282	
1599 O MATHEMATICS AND STATISTICS STUDENT TRAINEE	77	\$23,899	56	\$23,757	21	\$24,276	31	\$24,490	20	\$23,778	11	\$25,785	46	\$23,500	36	\$23,746	10	\$22,616	
1500 MATHEMATICS AND STATISTICS	13,624	\$64,092	8,505	\$69,701	5,119	\$54,773	6,100	\$69,050	3,752	\$73,626	2,348	\$61,738	7,478	\$60,083	4,719	\$66,628	2,759	\$48,890	
1601 A GENERAL FACILITIES AND EQUIPMENT	2,538	\$55,567	2,218	\$57,305	320	\$43,525	59	\$60,248	43	\$64,319	16	\$49,306	2,409	\$55,589	2,109	\$57,348	300	\$43,225	
1630 A CEMETERY ADMINISTRATION	107	\$49,518	88	\$49,137	19	\$51,285	3	\$50,247	2	\$46,093	1	\$58,556	69	\$53,763	51	\$54,780	18	\$50,881	
1640 A FACILITY MANAGEMENT	1,726	\$55,761	1,585	\$56,271	141	\$50,030	180	\$62,714	157	\$63,158	23	\$59,688	1,480	\$55,251	1,366	\$55,830	114	\$48,317	
1654 A PRINTING MANAGEMENT	978	\$57,425	594	\$62,064	384	\$50,249	649	\$59,979	415	\$64,330	234	\$52,262	313	\$52,159	165	\$56,691	148	\$47,107	
1658 A LAUNDRY AND DRY CLEANING PLANT MANAGEMENT	150	\$44,003	130	\$44,151	20	\$43,043	1	\$48,173	1	\$48,173	144	\$43,870	124	\$44,004	20	\$43,043	
1667 A STEWARD	303	\$51,918	268	\$52,541	35	\$47,146	9	\$51,193	7	\$52,108	2	\$47,992	288	\$52,116	255	\$52,766	33	\$47,095	
1670 * EQUIPMENT SPECIALIST	6,355	\$50,035	5,774	\$50,503	581	\$45,385	220	\$56,565	205	\$57,063	15	\$49,754	5,800	\$49,786	5,246	\$50,257	554	\$45,322	
1699 O EQUIPMENT AND FACILITIES MANAGEMENT STUDENT TRAINEE	7	\$24,503	3	\$25,139	4	\$24,027	4	\$25,139	3	\$25,139	1	\$25,139	3	\$23,656	3	\$23,656	
1600 EQUIPMENT, FACILITIES, AND SERVICES	12,164	\$52,549	10,660	\$53,375	1,504	\$46,694	1,125	\$59,532	833	\$62,013	292	\$52,456	10,506	\$51,958	9,316	\$52,804	1,190	\$45,343	
1701 P GENERAL EDUCATION AND TRAINING	10,622	\$49,952	3,456	\$57,644	7,166	\$46,242	502	\$71,179	203	\$81,703	299	\$64,033	3,414	\$51,941	1,427	\$63,205	1,987	\$43,852	
1702 * EDUCATION AND TRAINING TECHNICIAN	7,574	\$26,085	1,353	\$31,051	6,221	\$25,004	390	\$29,941	28	\$35,620	362	\$29,502	6,130	\$26,653	1,195	\$31,540	4,935	\$25,470	
1710 P EDUCATION AND VOCATIONAL TRAINING	5,489	\$50,823	1,711	\$58,143	3,778	\$47,508	189	\$64,353	57	\$75,500	132	\$59,539	4,873	\$50,033	1,532	\$57,471	3,341	\$46,622	

1/P = PROFESSIONAL, A = ADMINISTRATIVE, T = TECHNICAL, C = CLERICAL, O = OTHER, * = SPLIT OCCUPATIONAL CATEGORY

TABLE W-C1 FULL-TIME CIVILIAN WHITE-COLLAR EMPLOYMENT AND AVERAGE SALARY BY OCCUPATION, MAJOR GEOGRAPHIC AREA, AND GENDER, SEPTEMBER 30, 1999

OCCUPATION	ALL AREAS						WASHINGTON, DC-MD-VA-WV METROPOLITAN STATISTICAL AREA						UNITED STATES EXCLUDING WASHINGTON, DC-MD-VA-WV METROPOLITAN STATISTICAL AREA					
	TOTAL		MEN		WOMEN		TOTAL		MEN		WOMEN		TOTAL		MEN		WOMEN	
	EMPLOYMENT	AVERAGE SALARY	EMPLOYMENT	AVERAGE SALARY	EMPLOYMENT	AVERAGE SALARY	EMPLOYMENT	AVERAGE SALARY	EMPLOYMENT	AVERAGE SALARY	EMPLOYMENT	AVERAGE SALARY	EMPLOYMENT	AVERAGE SALARY	EMPLOYMENT	AVERAGE SALARY	EMPLOYMENT	AVERAGE SALARY
1712 A TRAINING INSTRUCTION	4,954	\$45,331	3,783	\$45,688	1,171	\$44,177	531	\$52,503	262	\$54,554	269	\$50,506	4,311	\$44,639	3,437	\$45,208	874	\$42,402
1715 A VOCATIONAL REHABILITATION	489	\$47,180	363	\$47,773	126	\$45,471	11	\$53,070	6	\$53,064	5	\$53,078	474	\$47,051	353	\$47,701	121	\$45,156
1720 P EDUCATION PROGRAM	488	\$73,266	194	\$76,962	294	\$70,827	399	\$76,025	147	\$80,991	252	\$73,129	87	\$60,430	45	\$63,617	42	\$57,017
1725 P PUBLIC HEALTH EDUCATOR	88	\$56,326	26	\$57,654	62	\$55,769	10	\$63,312	2	\$76,824	8	\$59,934	73	\$56,663	22	\$57,658	51	\$56,234
1730 P EDUCATION RESEARCH	59	\$86,452	26	\$92,915	33	\$81,360	57	\$86,755	25	\$93,481	32	\$81,501	2	\$77,803	1	\$78,757	1	\$76,848
1740 P EDUCATION SERVICES	1,211	\$49,373	613	\$50,981	598	\$47,724	56	\$57,174	13	\$61,068	43	\$55,997	974	\$49,296	493	\$51,193	481	\$47,352
1750 P INSTRUCTIONAL SYSTEMS	1,641	\$57,309	901	\$58,007	740	\$56,459	165	\$69,533	65	\$71,063	100	\$68,539	1,459	\$55,899	827	\$56,985	632	\$54,478
1799 O EDUCATION STUDENT TRAINEE	17	\$22,755	5	\$19,944	12	\$23,927	1	\$42,071	1	\$42,071	16	\$21,548	5	\$19,944	11	\$22,277
1700 EDUCATION	32,632	\$44,582	12,431	\$50,950	20,201	\$40,664	2,311	\$60,001	808	\$69,687	1,503	\$54,794	21,813	\$43,035	9,337	\$49,783	12,476	\$37,985
1801 A GENERAL INSPECTION, INVESTIGATION, AND COMPLIANCE	11,205	\$53,208	7,138	\$54,172	4,067	\$51,517	1,625	\$61,324	833	\$65,191	792	\$57,257	9,230	\$51,795	6,048	\$52,678	3,182	\$50,116
1802 * COMPLIANCE INSPECTION AND SUPPORT	7,552	\$33,197	3,266	\$35,107	4,286	\$31,742	380	\$35,340	189	\$37,670	191	\$33,034	7,015	\$33,172	2,986	\$35,109	4,029	\$31,736
1810 A GENERAL INVESTIGATING	2,739	\$53,463	1,533	\$54,813	1,206	\$51,747	232	\$56,851	134	\$59,985	98	\$52,565	2,491	\$53,207	1,386	\$54,388	1,105	\$51,726
1811 A CRIMINAL INVESTIGATING	35,840	\$62,091	30,471	\$62,545	5,369	\$59,512	5,315	\$68,041	4,459	\$68,891	856	\$63,617	29,566	\$61,104	25,136	\$61,512	4,430	\$58,790
1812 A GAME LAW ENFORCEMENT	270	\$55,719	246	\$55,953	24	\$53,326	15	\$66,590	14	\$67,064	1	\$59,961	253	\$55,140	230	\$55,350	23	\$53,037
1815 A AIR SAFETY INVESTIGATING	90	\$71,280	80	\$72,056	10	\$65,066	26	\$85,175	24	\$86,375	2	\$70,771	64	\$65,635	56	\$65,920	8	\$63,640
1816 A IMMIGRATION INSPECTION	4,921	\$38,695	3,785	\$38,373	1,136	\$39,768	112	\$51,009	71	\$49,091	41	\$54,330	4,315	\$38,674	3,345	\$38,389	970	\$39,658
1822 A MINE SAFETY AND HEALTH	1,244	\$58,656	1,193	\$58,776	51	\$55,837	44	\$82,603	38	\$82,981	6	\$80,209	1,196	\$57,779	1,151	\$57,982	45	\$52,587
1825 A AVIATION SAFETY	3,702	\$71,284	3,443	\$71,432	259	\$69,310	181	\$82,230	157	\$83,599	24	\$73,272	3,449	\$70,763	3,219	\$70,904	230	\$68,791
1831 A SECURITIES COMPLIANCE EXAMINING	201	\$42,670	105	\$43,124	96	\$42,173	20	\$41,424	11	\$43,282	9	\$39,154	181	\$42,807	94	\$43,105	87	\$42,486
1850 A AGRICULTURAL COMMODITY WAREHOUSE EXAMINING	65	\$50,105	59	\$50,290	6	\$48,285	65	\$50,105	59	\$50,290	6	\$48,285
1854 A ALCOHOL, TOBACCO, AND FIREARMS INSPECTION	822	\$53,358	405	\$58,157	417	\$48,698	123	\$64,376	59	\$71,057	64	\$58,218	690	\$51,536	342	\$56,056	348	\$47,094
1862 T CONSUMER SAFETY INSPECTION	2,869	\$40,166	2,271	\$40,653	598	\$38,317	13	\$40,696	7	\$40,544	6	\$40,874	2,821	\$40,179	2,236	\$40,664	585	\$38,323
1863 T FOOD INSPECTION	3,878	\$31,968	2,282	\$32,572	1,596	\$31,105	3	\$46,804	3	\$46,804	3,854	\$31,961	2,261	\$32,566	1,593	\$31,102
1864 A PUBLIC HEALTH QUARANTINE INSPECTION	32	\$52,832	15	\$55,223	17	\$50,722	32	\$52,832	15	\$55,223	17	\$50,722
1884 O CUSTOMS PATROL OFFICER	23	\$41,767	21	\$42,137	2	\$37,889	23	\$41,767	21	\$42,137	2	\$37,889
1889 A IMPORT SPECIALIST	1,189	\$53,695	534	\$57,351	655	\$50,714	30	\$68,045	15	\$72,674	15	\$63,415	1,135	\$53,458	513	\$57,030	622	\$50,512
1890 A CUSTOMS INSPECTION	7,459	\$43,136	5,794	\$43,608	1,665	\$41,491	146	\$53,965	104	\$54,427	42	\$52,821	6,978	\$42,999	5,450	\$43,486	1,528	\$41,262
1894 A CUSTOMS ENTRY AND LIQUIDATING	477	\$49,990	118	\$52,485	359	\$49,169	3	\$42,569	3	\$42,569	465	\$50,168	115	\$52,715	350	\$49,332
1895 T CUSTOMS WAREHOUSE OFFICER
1896 O BORDER PATROL AGENT	8,265	\$40,449	7,888	\$40,535	377	\$38,654	20	\$77,044	19	\$77,129	1	\$75,427	8,212	\$40,347	7,837	\$40,434	375	\$38,534
1897 * CUSTOMS AID	955	\$29,778	307	\$29,922	648	\$29,710	9	\$34,512	1	\$27,230	8	\$35,422	918	\$29,815	296	\$30,076	622	\$29,690
1898 A ADMEASUREMENT	8	\$53,726	7	\$55,441	1	\$41,722	2	\$75,430	2	\$75,430
1899 O INVESTIGATION STUDENT TRAINEE	91	\$21,442	47	\$21,607	44	\$21,266	9	\$22,758	3	\$25,236	6	\$21,519	78	\$21,407	43	\$21,414	35	\$21,398
1800 INVESTIGATION	93,897	\$51,541	71,008	\$53,392	22,889	\$45,799	8,308	\$64,640	6,143	\$67,228	2,165	\$57,294	83,031	\$50,322	62,839	\$52,138	20,192	\$44,671
1910 A QUALITY ASSURANCE	7,956	\$51,127	6,854	\$51,461	1,102	\$49,050	260	\$56,129	199	\$56,699	61	\$54,268	7,390	\$51,064	6,373	\$51,426	1,017	\$48,794
1980 T AGRICULTURAL COMMODITY GRADING	1,900	\$39,611	1,271	\$42,475	629	\$33,823	35	\$60,848	27	\$64,701	8	\$47,844	1,862	\$39,194	1,241	\$41,972	621	\$33,642
1981 T AGRICULTURAL COMMODITY AID	170	\$25,756	115	\$26,871	55	\$23,424	1	\$25,139	1	\$25,139	169	\$25,759	115	\$26,871	54	\$23,392
1999 O QUALITY INSPECTION STUDENT TRAINEE	2	\$19,674	2	\$19,674	2	\$19,674	2	\$19,674
1900 QUALITY ASSURANCE, INSPECTION, AND GRADING	10,028	\$48,508	8,242	\$49,724	1,786	\$42,898	296	\$56,582	226	\$57,655	70	\$53,118	9,423	\$48,258	7,731	\$49,535	1,692	\$42,422
2001 * GENERAL SUPPLY	3,804	\$44,087	2,130	\$45,561	1,674	\$42,210	301	\$49,225	156	\$50,901	145	\$47,422	3,328	\$43,767	1,816	\$45,435	1,512	\$41,763
2003 A SUPPLY PROGRAM MANAGEMENT	4,538	\$53,023	2,551	\$54,571	1,987	\$51,036	510	\$63,209	262	\$65,897	248	\$60,370	3,823	\$51,896	2,113	\$53,642	1,710	\$49,738
2005 * SUPPLY CLERICAL AND TECHNICIAN	14,252	\$29,254	6,312	\$29,491	7,940	\$29,067	916	\$31,204	394	\$31,139	522	\$31,253	12,844	\$29,268	5,577	\$29,618	7,267	\$29,000
2010 A INVENTORY MANAGEMENT	5,388	\$44,254	2,107	\$45,583	3,281	\$43,401	348	\$47,737	174	\$48,564	174	\$46,911	4,954	\$44,055	1,860	\$45,467	3,094	\$43,207
2030 A DISTRIBUTION FACILITIES AND STORAGE MANAGEMENT	683	\$50,172	534	\$50,883	149	\$47,625	79	\$55,751	58	\$55,986	21	\$55,100	549	\$49,966	423	\$51,017	126	\$46,435
2032 A PACKAGING	259	\$50,068	179	\$51,046	80	\$47,878	7	\$66,373	6	\$68,489	1	\$53,676	252	\$49,615	173	\$50,441	79	\$47,805
2050 A SUPPLY CATALOGING	102	\$46,210	36	\$50,505	66	\$43,867	26	\$54,382	7	\$68,603	19	\$49,142	76	\$43,414	29	\$46,137	47	\$41,734
2091 C SALES STORE CLERICAL	2,235	\$21,062	204	\$21,118	2,031	\$21,057	136	\$22,868	10	\$23,234	126	\$22,839	1,850	\$21,196	151	\$21,188	1,699	\$21,196
2099 O SUPPLY STUDENT TRAINEE	11	\$20,805	3	\$22,769	8	\$20,068	2	\$20,180	2	\$20,180	9	\$20,943	3	\$22,769	6	\$20,031
2000 SUPPLY	31,272	\$37,188	14,056	\$39,908	17,216	\$34,968	2,325	\$43,734	1,067	\$47,137	1,258	\$40,848	27,685	\$36,874	12,145	\$39,565	15,540	\$34,771
2101 A TRANSPORTATION SPECIALIST	8,136	\$59,205	6,973	\$59,797	1,163	\$55,653	870	\$69,972	566	\$73,092	304	\$64,162	7,114	\$58,099	6,274	\$58,790	840	\$52,937
2102 * TRANSPORTATION CLERK AND ASSISTANT	3,990	\$29,508	1,255	\$29,929	2,735	\$29,315	204	\$32,744	47	\$32,296	157	\$32,878	3,535	\$29,698	1,073	\$30,456	2,462	\$29,368
2110 A TRANSPORTATION INDUSTRY ANALYSIS	110	\$75,178	71	\$79,957	39	\$66,479	103	\$75,495	65	\$80,678	38	\$66,629	7	\$70,520	6	\$72,146	1	\$60,767
2121 A RAILROAD SAFETY	403	\$60,881	380	\$61,396	23	\$52,375	40	\$79,592	39	\$80,095	1	\$59,961	363	\$58,819	341	\$59,257	22	\$52,030
2123 A MOTOR CARRIER SAFETY	289	\$50,491	215	\$50,706	74	\$49,867	3	\$40,863	2	\$36,896	1	\$48,796	285	\$50,589	212	\$50,833	73	\$49,882

1/P = PROFESSIONAL, A = ADMINISTRATIVE, T = TECHNICAL, C = CLERICAL, O = OTHER, * = SPLIT OCCUPATIONAL CATEGORY

TABLE W-C1 FULL-TIME CIVILIAN WHITE-COLLAR EMPLOYMENT AND AVERAGE SALARY BY OCCUPATION, MAJOR GEOGRAPHIC AREA, AND GENDER, SEPTEMBER 30, 1999

OCCUPATION CODES 1/ TITLES	ALL AREAS						WASHINGTON, DC-MD-VA-WV METROPOLITAN STATISTICAL AREA						UNITED STATES EXCLUDING WASHINGTON, DC-MD-VA-WV METROPOLITAN STATISTICAL AREA					
	TOTAL		MEN		WOMEN		TOTAL		MEN		WOMEN		TOTAL		MEN		WOMEN	
	EMPLOYMENT	AVERAGE SALARY	EMPLOYMENT	AVERAGE SALARY	EMPLOYMENT	AVERAGE SALARY	EMPLOYMENT	AVERAGE SALARY	EMPLOYMENT	AVERAGE SALARY	EMPLOYMENT	AVERAGE SALARY	EMPLOYMENT	AVERAGE SALARY	EMPLOYMENT	AVERAGE SALARY	EMPLOYMENT	AVERAGE SALARY
2125 A HIGHWAY SAFETY	245	\$69,186	171	\$69,238	74	\$69,064	65	\$75,941	30	\$75,992	35	\$75,897	178	\$66,724	139	\$67,787	39	\$62,933
2130 A TRAFFIC MANAGEMENT	1,730	\$51,146	935	\$53,495	795	\$48,382	411	\$58,384	203	\$62,209	208	\$54,651	1,211	\$48,879	646	\$51,231	565	\$46,189
2131 * FREIGHT RATE	574	\$34,515	174	\$35,410	400	\$34,126	59	\$34,655	17	\$33,980	42	\$34,929	507	\$34,237	152	\$35,076	355	\$33,878
2135 T TRANSPORTATION LOSS AND DAMAGE CLAIMS EXAMINING	119	\$30,882	26	\$30,801	93	\$30,904	3	\$38,291	1	\$48,856	2	\$33,009	115	\$30,760	25	\$30,079	90	\$30,949
2144 T CARGO SCHEDULING	42	\$34,724	29	\$34,976	13	\$34,162	34	\$35,012	21	\$35,538	13	\$34,162
2150 A TRANSPORTATION OPERATIONS	1,297	\$49,187	977	\$50,543	320	\$45,045	145	\$62,788	104	\$65,643	41	\$55,545	1,008	\$47,884	757	\$49,230	251	\$43,824
2151 C DISPATCHING	431	\$27,661	285	\$28,119	146	\$26,768	8	\$29,116	6	\$30,911	2	\$23,731	413	\$27,704	273	\$28,099	140	\$26,934
2152 A AIR TRAFFIC CONTROL	23,926	\$76,592	20,558	\$77,313	3,368	\$72,190	1,186	\$84,389	974	\$85,228	212	\$80,532	22,528	\$76,347	19,399	\$77,100	3,129	\$71,678
2154 T AIR TRAFFIC ASSISTANCE	489	\$34,135	362	\$34,281	127	\$33,718	9	\$35,812	9	\$35,812	461	\$34,283	337	\$34,485	124	\$33,734
2161 A MARINE CARGO	46	\$44,032	37	\$43,570	9	\$45,929	1	\$59,961	1	\$59,961	37	\$44,703	29	\$44,256	8	\$46,323
2181 T AIRCRAFT OPERATION	2,668	\$63,999	2,637	\$64,091	31	\$56,165	43	\$68,180	42	\$68,237	1	\$65,763	2,582	\$64,075	2,552	\$64,172	30	\$55,845
2183 T AIR NAVIGATION	318	\$55,872	312	\$56,071	6	\$45,501	5	\$50,758	5	\$50,758	311	\$56,003	305	\$56,210	6	\$45,501
2185 T AIRCREW TECHNICIAN	1,032	\$41,895	1,001	\$41,975	31	\$39,288	29	\$41,025	28	\$40,770	1	\$48,173	990	\$41,998	961	\$42,087	29	\$39,033
2199 O TRANSPORTATION STUDENT TRAINEE	19	\$21,369	13	\$21,507	6	\$21,070	2	\$22,319	1	\$21,306	1	\$23,332	12	\$21,799	7	\$22,643	5	\$20,617
2100 TRANSPORTATION	45,864	\$64,023	36,411	\$67,394	9,453	\$51,036	3,186	\$70,293	2,140	\$75,493	1,046	\$59,655	41,691	\$64,031	33,509	\$67,364	8,182	\$50,381
2299 UNSPECIFIED WHITE-COLLAR SERIES	395	\$57,605	224	\$64,727	171	\$48,275	77	\$73,575	53	\$77,999	24	\$63,805	288	\$54,788	146	\$64,023	142	\$45,292
2200 UNSPECIFIED	395	\$57,605	224	\$64,727	171	\$48,275	77	\$73,575	53	\$77,999	24	\$63,805	288	\$54,788	146	\$64,023	142	\$45,292

1/ P = PROFESSIONAL, A = ADMINISTRATIVE, T = TECHNICAL, C = CLERICAL, O = OTHER, * = SPLIT OCCUPATIONAL CATEGORY

TABLE W-C2 FULL-TIME CIVILIAN WHITE-COLLAR EMPLOYMENT AND AVERAGE SALARY BY OCCUPATIONAL CATEGORY, OCCUPATION, MAJOR GEOGRAPHIC AREA, AND GENDER, SEPTEMBER 30, 1999

OCCUPATION WITHIN OCCUPATIONAL CATEGORY		ALL AREAS						WASHINGTON, DC-MD-VA-WV METROPOLITAN STATISTICAL AREA						UNITED STATES EXCLUDING WASHINGTON, DC-MD-VA-WV METROPOLITAN STATISTICAL AREA					
		TOTAL		MEN		WOMEN		TOTAL		MEN		WOMEN		TOTAL		MEN		WOMEN	
		EMPLOYMENT	AVERAGE SALARY	EMPLOYMENT	AVERAGE SALARY	EMPLOYMENT	AVERAGE SALARY	EMPLOYMENT	AVERAGE SALARY	EMPLOYMENT	AVERAGE SALARY	EMPLOYMENT	AVERAGE SALARY	EMPLOYMENT	AVERAGE SALARY	EMPLOYMENT	AVERAGE SALARY	EMPLOYMENT	AVERAGE SALARY
GRAND TOTAL	1,453,735	\$49,715	745,229	\$56,123	708,506	\$42,975	255,188	\$61,545	122,164	\$70,282	133,024	\$53,522	1,149,909	\$47,316	597,170	\$53,521	552,739	\$40,613	
PROFESSIONAL																			
0020	COMMUNITY PLANNING	519	\$64,738	386	\$66,472	133	\$59,702	121	\$77,265	86	\$81,288	35	\$67,379	379	\$60,786	287	\$62,028	92	\$56,911
0060	CHAPLAIN	597	\$56,798	542	\$57,323	55	\$51,627	18	\$66,931	14	\$65,948	4	\$70,373	573	\$56,529	523	\$57,155	50	\$49,976
0095	FOREIGN LAW SPECIALIST	20	\$93,122	10	\$97,279	10	\$88,965	20	\$93,122	10	\$97,279	10	\$88,965
0000	MISCELLANEOUS OCCUPATIONS	1,136	\$61,065	938	\$61,514	198	\$58,937	159	\$78,089	110	\$80,789	49	\$72,029	952	\$58,224	810	\$58,882	142	\$54,469
0101	SOCIAL SCIENCE	6,768	\$53,644	3,402	\$55,362	3,366	\$51,909	1,561	\$68,816	695	\$74,302	866	\$64,414	4,746	\$49,918	2,524	\$51,002	2,222	\$48,686
0110	ECONOMIST	4,894	\$70,217	3,545	\$72,453	1,349	\$64,342	3,278	\$74,078	2,337	\$76,795	941	\$67,332	1,185	\$60,319	874	\$62,075	311	\$55,386
0130	FOREIGN AFFAIRS	5,011	\$72,216	3,264	\$74,432	1,747	\$68,076	2,285	\$79,883	1,440	\$83,092	845	\$74,415	183	\$70,693	133	\$71,864	50	\$67,579
0131	INTERNATIONAL RELATIONS	159	\$76,502	107	\$80,445	52	\$68,390	129	\$76,373	79	\$80,935	50	\$69,164	3	\$70,050	3	\$70,050
0135	FOREIGN AGRICULTURAL AFFAIRS	185	\$82,695	145	\$83,928	40	\$78,226	76	\$88,564	58	\$89,982	18	\$83,995	4	\$80,691	3	\$82,976	1	\$73,833
0140	MANPOWER RESEARCH AND ANALYSIS	29	\$74,804	13	\$80,852	16	\$69,890	29	\$74,804	13	\$80,852	16	\$69,890
0150	GEOGRAPHY	431	\$51,129	287	\$53,798	144	\$45,810	177	\$57,046	129	\$59,922	48	\$49,318	254	\$47,006	158	\$48,799	96	\$44,056
0170	HISTORY	645	\$60,491	484	\$62,178	161	\$55,421	258	\$68,389	199	\$69,840	59	\$63,493	368	\$55,151	268	\$56,820	100	\$50,675
0180	PSYCHOLOGY	3,666	\$64,269	2,286	\$68,806	1,380	\$56,755	414	\$73,105	226	\$78,510	188	\$66,607	3,153	\$63,543	2,011	\$68,125	1,142	\$55,476
0184	SOCIOLOGY	39	\$72,734	21	\$77,360	18	\$67,338	15	\$84,864	10	\$85,591	5	\$83,411	24	\$65,153	11	\$69,878	13	\$61,155
0185	SOCIAL WORK	4,599	\$50,320	1,891	\$52,051	2,708	\$49,111	182	\$55,462	46	\$59,800	136	\$53,995	4,229	\$50,209	1,771	\$51,998	2,458	\$48,921
0190	GENERAL ANTHROPOLOGY	92	\$64,267	52	\$68,312	40	\$59,008	34	\$78,216	21	\$82,093	13	\$71,954	54	\$54,409	28	\$57,628	26	\$50,943
0193	ARCHEOLOGY	982	\$47,182	613	\$49,148	369	\$43,917	36	\$68,711	23	\$73,490	13	\$60,256	941	\$46,411	586	\$48,256	355	\$43,365
0100	SOCIAL SCIENCE, PSYCHOLOGY, AND WELFARE	27,500	\$61,141	16,110	\$64,961	11,390	\$55,739	8,474	\$73,878	5,276	\$77,676	3,198	\$67,613	15,144	\$53,814	8,370	\$56,832	6,774	\$50,084
0401	GENERAL BIOLOGICAL SCIENCE	10,087	\$57,605	6,791	\$59,924	3,296	\$52,826	2,668	\$64,886	1,470	\$70,108	1,198	\$58,478	7,300	\$54,725	5,224	\$56,790	2,076	\$49,527
0403	MICROBIOLOGY	2,059	\$63,070	1,206	\$67,284	853	\$62,429	807	\$68,829	474	\$72,429	333	\$63,705	1,242	\$59,371	727	\$63,894	515	\$52,985
0405	PHARMACOLOGY	400	\$74,387	282	\$75,822	118	\$70,959	327	\$73,791	223	\$75,146	104	\$70,884	73	\$77,061	59	\$78,376	14	\$71,517
0406	AGRICULTURAL EXTENSION	8	\$92,587	4	\$96,138	4	\$89,037	8	\$92,587	4	\$96,138	4	\$89,037
0408	ECOLOGY	863	\$57,457	597	\$60,036	266	\$51,667	74	\$75,267	46	\$78,330	28	\$70,233	782	\$55,892	546	\$58,666	236	\$49,474
0410	ZOOLOGY	102	\$77,276	84	\$80,180	18	\$63,722	70	\$84,439	60	\$87,320	10	\$67,156	32	\$61,606	24	\$62,331	8	\$59,430
0413	PHYSIOLOGY	424	\$72,790	313	\$75,781	111	\$64,355	122	\$75,099	85	\$78,911	37	\$66,339	302	\$71,858	228	\$74,615	74	\$63,363
0414	ENTOMOLOGY	600	\$65,668	515	\$67,228	85	\$56,217	114	\$71,770	100	\$73,385	14	\$60,241	472	\$64,196	403	\$65,833	69	\$54,634
0415	TOXICOLOGY	310	\$74,176	217	\$75,881	93	\$70,199	126	\$80,599	84	\$82,225	42	\$77,349	182	\$69,845	132	\$71,809	50	\$64,662
0430	BOTANY	373	\$47,353	176	\$51,994	197	\$43,207	47	\$72,459	31	\$73,918	16	\$69,634	324	\$43,658	145	\$47,307	179	\$40,703
0434	PLANT PATHOLOGY	257	\$67,508	200	\$70,663	57	\$56,437	64	\$71,514	47	\$76,170	17	\$58,641	192	\$66,070	152	\$68,851	40	\$55,500
0435	PLANT PHYSIOLOGY	262	\$69,953	198	\$73,307	64	\$59,576	48	\$75,805	39	\$78,710	9	\$63,213	213	\$68,654	158	\$72,021	55	\$58,981
0436	PLANT PROTECTION AND QUARANTINE	1,635	\$44,067	1,226	\$44,494	409	\$42,787	20	\$41,556	11	\$42,006	9	\$41,007	1,517	\$44,072	1,150	\$44,447	367	\$42,897
0437	HORTICULTURE	142	\$54,307	96	\$56,966	46	\$48,758	78	\$53,665	47	\$56,605	31	\$49,208	63	\$54,753	48	\$56,917	15	\$47,829
0440	GENETICS	345	\$69,006	266	\$71,163	79	\$61,743	61	\$76,072	35	\$78,459	26	\$72,858	283	\$67,540	230	\$70,132	53	\$56,290
0454	RANGELAND MANAGEMENT	1,017	\$46,530	809	\$47,985	208	\$40,867	6	\$74,411	6	\$74,411	1,011	\$46,364	803	\$47,788	208	\$40,867
0457	SOIL CONSERVATION	4,149	\$49,088	3,394	\$50,590	755	\$42,336	47	\$67,730	41	\$70,940	6	\$45,801	4,064	\$48,934	3,324	\$50,403	740	\$42,336
0460	FORESTRY	3,694	\$51,578	2,981	\$52,732	713	\$46,756	60	\$92,309	49	\$89,549	11	\$104,606	3,626	\$50,860	2,924	\$52,063	702	\$45,850
0470	SOIL SCIENCE	1,361	\$53,937	1,195	\$55,125	166	\$45,386	39	\$74,368	33	\$76,393	6	\$63,235	1,318	\$53,373	1,159	\$54,569	159	\$44,659
0471	AGRONOMY	279	\$57,699	254	\$59,058	25	\$43,887	28	\$71,019	26	\$71,950	2	\$58,906	246	\$56,498	223	\$57,934	23	\$42,581
0475	AGRICULTURAL MANAGEMENT	1,700	\$50,165	1,221	\$52,909	479	\$43,172	50	\$70,395	38	\$75,242	12	\$55,045	1,611	\$49,711	1,151	\$52,405	460	\$42,970
0480	GENERAL FISH AND WILDLIFE ADMINISTRATION	251	\$84,568	198	\$84,470	53	\$84,931	47	\$96,708	36	\$97,763	11	\$93,256	203	\$82,020	161	\$81,829	42	\$82,750
0482	FISHERY BIOLOGY	2,139	\$51,629	1,694	\$52,981	445	\$46,483	104	\$64,976	72	\$67,791	32	\$58,641	2,034	\$50,950	1,621	\$52,328	413	\$45,541
0485	WILDLIFE REFUGE MANAGEMENT	653	\$52,252	553	\$53,355	100	\$46,157	13	\$65,618	11	\$65,767	2	\$64,796	632	\$52,007	535	\$53,117	97	\$45,884
0486	WILDLIFE BIOLOGY	2,248	\$49,333	1,673	\$51,359	575	\$43,439	116	\$65,647	96	\$68,225	20	\$53,272	2,116	\$48,466	1,564	\$50,360	552	\$43,097
0487	ANIMAL SCIENCE	95	\$71,849	80	\$75,202	15	\$53,968	45	\$75,932	35	\$81,689	10	\$55,785	50	\$68,174	45	\$70,156	5	\$50,335
0493	HOME ECONOMICS	14	\$56,808	2	\$50,345	12	\$57,886	9	\$60,954	1	\$55,303	8	\$61,661	5	\$49,345	1	\$45,387	4	\$50,335
0400	BIOLOGICAL SCIENCES	35,467	\$54,971	26,225	\$56,633	9,242	\$50,255	5,198	\$68,315	3,200	\$72,725	1,998	\$61,253	29,893	\$52,665	22,737	\$54,360	7,156	\$47,231
0510	ACCOUNTING	12,453	\$58,812	6,238	\$63,622	6,215	\$53,985	3,778	\$67,490	1,937	\$72,621	1,841	\$62,069	8,464	\$55,186	4,191	\$59,732	4,273	\$50,728
0511	AUDITING	11,496	\$63,253	7,555	\$66,344	3,941	\$57,326	2,784	\$68,071	1,736	\$72,843	1,048	\$60,167	8,454	\$61,811	5,639	\$64,503	2,815	\$56,419
0512	INTERNAL REVENUE AGENT	13,276	\$62,160	7,995	\$64,860	5,281	\$58,072	345	\$68,241	206	\$71,751	139	\$63,038	12,919	\$62,002	7,780	\$64,685	5,139	\$57,940
0500	ACCOUNTING AND BUDGET	37,225	\$61,378	21,788	\$65,020	15,437	\$56,236	6,907	\$67,762	3,879	\$72,684	3,028	\$61,455	29,837	\$60,014	17,610	\$63,448	12,227	\$55,069
0601	GENERAL HEALTH SCIENCE	4,726	\$59,236	2,204	\$61,893	2,522	\$56,913	1,299	\$83,136	619	\$87,361	680	\$79,289	3,359	\$50,264	1,556	\$52,015	1,803	\$48,753
0602	MEDICAL OFFICER	11,087	\$93,045	8,031	\$93,918	3,056													

TABLE W-C2 FULL-TIME CIVILIAN WHITE-COLLAR EMPLOYMENT AND AVERAGE SALARY BY OCCUPATIONAL CATEGORY, OCCUPATION, MAJOR GEOGRAPHIC AREA, AND GENDER, SEPTEMBER 30, 1999

OCCUPATION WITHIN OCCUPATIONAL CATEGORY		ALL AREAS						WASHINGTON, DC-MD-VA-WV METROPOLITAN STATISTICAL AREA						UNITED STATES EXCLUDING WASHINGTON, DC-MD-VA-WV METROPOLITAN STATISTICAL AREA					
CODES	TITLES	TOTAL		MEN		WOMEN		TOTAL		MEN		WOMEN		TOTAL		MEN		WOMEN	
		EMPLOYMENT	AVERAGE SALARY	EMPLOYMENT	AVERAGE SALARY	EMPLOYMENT	AVERAGE SALARY	EMPLOYMENT	AVERAGE SALARY	EMPLOYMENT	AVERAGE SALARY	EMPLOYMENT	AVERAGE SALARY	EMPLOYMENT	AVERAGE SALARY	EMPLOYMENT	AVERAGE SALARY	EMPLOYMENT	AVERAGE SALARY
PROFESSIONAL																			
0638	RECREATION/CREATIVE ARTS THERAPIST	748	\$43,652	334	\$45,100	414	\$42,483	41	\$45,861	15	\$49,760	26	\$43,612	696	\$43,555	312	\$44,927	384	\$42,441
0639	EDUCATIONAL THERAPIST	13	\$46,648	2	\$45,181	11	\$46,915	10	\$44,213	2	\$45,181	8	\$43,972	
0644	MEDICAL TECHNOLOGIST	5,277	\$43,899	1,732	\$44,094	3,545	\$43,803	471	\$51,392	122	\$50,220	349	\$51,802	4,728	\$43,198	1,593	\$43,674	3,135	\$42,957
0660	PHARMACIST	4,401	\$59,681	2,426	\$61,389	1,975	\$57,584	179	\$63,033	83	\$65,265	96	\$61,103	4,120	\$59,889	2,304	\$61,467	1,816	\$57,888
0662	OPTOMETRIST	275	\$63,550	167	\$72,905	108	\$49,084	4	\$63,143	3	\$76,191	1	\$24,000	269	\$63,670	164	\$72,845	105	\$49,339
0665	SPEECH PATHOLOGY AND AUDIOLOGY	745	\$56,389	241	\$62,071	504	\$53,672	49	\$65,595	8	\$74,785	41	\$63,802	668	\$55,963	227	\$61,878	441	\$52,919
0668	PODIATRIST	279	\$54,151	202	\$58,840	77	\$41,850	8	\$61,548	5	\$64,452	3	\$56,709	270	\$53,937	196	\$58,728	74	\$41,248
0680	DENTAL OFFICER	742	\$89,393	641	\$90,752	101	\$80,764	41	\$79,857	29	\$86,685	12	\$63,356	689	\$90,106	604	\$91,009	85	\$83,687
0690	INDUSTRIAL HYGIENE	1,445	\$58,203	1,004	\$59,065	441	\$56,239	154	\$71,058	106	\$72,005	48	\$68,965	1,254	\$56,854	871	\$57,765	383	\$54,784
0696	CONSUMER SAFETY	1,896	\$62,667	1,072	\$64,693	824	\$60,331	664	\$70,872	306	\$75,753	358	\$66,701	1,199	\$58,343	742	\$60,485	457	\$54,864
0600	MEDICAL, HOSPITAL, DENTAL, AND PUBLIC HEALTH	74,713	\$58,610	24,274	\$68,626	50,439	\$53,790	6,708	\$72,053	2,652	\$82,149	4,056	\$65,452	66,509	\$57,442	21,140	\$67,130	45,369	\$52,928
0701	VETERINARY MEDICAL SCIENCE	1,767	\$62,463	1,408	\$62,897	359	\$60,762	193	\$78,393	128	\$81,868	65	\$71,549	1,552	\$60,505	1,263	\$60,964	289	\$58,498
0700	VETERINARY MEDICAL SCIENCE	1,767	\$62,463	1,408	\$62,897	359	\$60,762	193	\$78,393	128	\$81,868	65	\$71,549	1,552	\$60,505	1,263	\$60,964	289	\$58,498
0801	GENERAL ENGINEERING	18,171	\$76,962	16,295	\$77,584	1,876	\$71,565	4,122	\$86,840	3,695	\$87,665	427	\$79,699	13,602	\$74,422	12,196	\$74,994	1,406	\$69,455
0803	SAFETY ENGINEERING	522	\$68,795	464	\$69,786	58	\$60,869	87	\$82,766	79	\$84,081	8	\$69,777	426	\$66,161	379	\$66,965	47	\$59,681
0804	FIRE PROTECTION ENGINEERING	148	\$67,801	130	\$68,606	18	\$61,985	63	\$75,304	53	\$77,045	10	\$66,078	82	\$62,506	74	\$63,115	8	\$56,870
0806	MATERIALS ENGINEERING	1,071	\$70,616	903	\$71,511	168	\$65,803	220	\$74,918	173	\$77,748	47	\$64,796	850	\$69,464	730	\$70,034	120	\$65,998
0807	LANDSCAPE ARCHITECTURE	531	\$57,700	363	\$60,191	168	\$52,317	41	\$63,272	31	\$66,107	10	\$54,482	484	\$57,213	327	\$59,703	157	\$52,027
0808	ARCHITECTURE	1,685	\$62,523	1,425	\$63,077	260	\$59,490	382	\$71,703	290	\$73,310	92	\$66,638	1,246	\$65,982	1,090	\$60,566	156	\$55,903
0810	CIVIL ENGINEERING	11,523	\$62,812	10,274	\$63,739	1,249	\$55,182	878	\$74,891	783	\$76,527	95	\$61,409	10,248	\$61,849	9,134	\$62,707	1,114	\$54,806
0819	ENVIRONMENTAL ENGINEERING	5,132	\$64,284	4,015	\$65,232	1,117	\$60,877	510	\$73,709	379	\$75,779	131	\$67,722	4,487	\$63,434	3,517	\$64,366	970	\$60,055
0830	MECHANICAL ENGINEERING	9,685	\$63,824	9,053	\$64,206	632	\$58,363	1,572	\$68,725	1,448	\$69,402	124	\$60,823	8,017	\$62,949	7,516	\$63,287	501	\$57,890
0840	NUCLEAR ENGINEERING	2,178	\$72,758	2,041	\$73,346	137	\$64,005	378	\$97,422	359	\$98,479	19	\$77,452	1,800	\$67,579	1,682	\$67,982	118	\$61,840
0850	ELECTRICAL ENGINEERING	4,228	\$63,652	3,863	\$64,084	365	\$59,083	502	\$71,289	448	\$72,561	54	\$60,733	3,668	\$62,702	3,359	\$63,056	309	\$58,859
0854	COMPUTER ENGINEERING	2,322	\$69,224	1,889	\$69,876	433	\$66,379	423	\$74,913	354	\$75,450	69	\$72,159	1,895	\$67,969	1,533	\$68,598	362	\$65,309
0855	ELECTRONICS ENGINEERING	21,612	\$68,342	19,807	\$68,826	1,805	\$63,026	3,346	\$75,143	3,049	\$75,895	297	\$67,423	18,067	\$67,097	16,578	\$67,543	1,489	\$62,140
45 0858	BIOMEDICAL ENGINEERING	275	\$64,458	204	\$66,247	71	\$59,317	105	\$71,180	75	\$74,588	30	\$62,661	169	\$60,315	128	\$61,418	41	\$56,870
0861	AEROSPACE ENGINEERING	7,585	\$72,794	6,787	\$73,445	798	\$67,253	905	\$77,708	784	\$78,874	121	\$70,155	6,648	\$72,160	5,973	\$72,772	675	\$66,739
0871	NAVAL ARCHITECTURE	769	\$70,586	708	\$71,296	61	\$62,345	442	\$77,924	409	\$78,673	33	\$68,637	325	\$60,607	297	\$61,142	28	\$54,929
0880	MINING ENGINEERING	238	\$62,628	226	\$63,047	12	\$54,728	9	\$85,121	8	\$85,190	1	\$84,570	229	\$61,744	219	\$62,235	11	\$52,016
0881	PETROLEUM ENGINEERING	329	\$66,239	294	\$66,708	35	\$62,300	49	\$73,663	39	\$76,215	10	\$63,713	280	\$64,939	255	\$65,254	25	\$61,734
0890	AGRICULTURAL ENGINEERING	368	\$58,744	323	\$60,546	45	\$45,809	14	\$74,992	13	\$77,641	1	\$40,555	353	\$58,005	309	\$59,725	44	\$45,928
0892	CERAMIC ENGINEERING	47	\$77,582	39	\$77,473	8	\$78,109	13	\$86,122	10	\$86,772	3	\$83,955	34	\$74,316	29	\$74,267	5	\$74,602
0893	CHEMICAL ENGINEERING	1,069	\$66,961	856	\$68,504	213	\$60,763	291	\$69,572	222	\$71,427	69	\$63,604	774	\$65,926	630	\$67,418	144	\$59,401
0894	WELDING ENGINEERING	39	\$68,698	38	\$69,038	1	\$55,792	9	\$85,408	9	\$85,408	30	\$63,685	29	\$63,957	1	\$55,792
0896	INDUSTRIAL ENGINEERING	1,272	\$62,183	1,066	\$63,061	206	\$57,636	158	\$68,039	124	\$69,873	34	\$61,347	1,085	\$61,418	917	\$62,241	168	\$56,928
0800	ENGINEERING AND ARCHITECTURE	90,799	\$68,642	81,063	\$69,325	9,736	\$62,956	14,519	\$78,107	12,834	\$79,238	1,685	\$69,493	74,799	\$66,944	66,900	\$67,565	7,899	\$61,690
0904	LAW CLERK	317	\$42,322	135	\$42,277	182	\$42,356	179	\$42,385	80	\$42,019	99	\$42,680	137	\$42,322	55	\$42,653	82	\$42,100
0905	GENERAL ATTORNEY	26,321	\$85,237	16,068	\$88,199	10,253	\$80,596	12,032	\$87,617	7,150	\$90,695	4,882	\$83,107	13,997	\$83,397	8,727	\$86,378	5,270	\$78,459
0935	ADMINISTRATIVE LAW JUDGE	1,309	\$109,827	1,145	\$110,008	164	\$108,561	141	\$114,236	115	\$114,464	26	\$113,227	1,156	\$109,374	1,020	\$109,597	136	\$107,699
0900	LEGAL AND KINDRED	27,947	\$85,902	17,348	\$89,281	10,599	\$80,372	12,352	\$87,265	7,345	\$90,537	5,007	\$82,464	15,290	\$84,993	9,802	\$88,549	5,488	\$78,640
1015	MUSEUM CURATOR	397	\$61,802	229	\$65,238	168	\$57,119	181	\$75,354	106	\$80,362	75	\$68,276	213	\$50,473	121	\$52,258	92	\$48,125
1000	INFORMATION AND ARTS	397	\$61,802	229	\$65,238	168	\$57,119	181	\$75,354	106	\$80,362	75	\$68,276	213	\$50,473	121	\$52,258	92	\$48,125
1102	CONTRACTING	27,021	\$55,826	10,762	\$60,490	16,259	\$52,738	5,467	\$65,482	2,045	\$72,647	3,422	\$61,200	20,917	\$53,434	8,358	\$57,756	12,559	\$50,557
1100	BUSINESS AND INDUSTRY	27,021	\$55,826	10,762	\$60,490	16,259	\$52,738	5,467	\$65,482	2,045	\$72,647	3,422	\$61,200	20,917	\$53,434	8,358	\$57,756	12,559	\$50,557
1220	PATENT ADMINISTRATION	83	\$102,852	62	\$104,657	21	\$97,523	83	\$102,852	62	\$104,657	21	\$97,523
1221	PATENT ADVISER	31	\$74,685	21	\$76,227	10	\$71,448	14	\$78,727	9	\$77,434	5	\$81,055	17	\$71,357	12	\$75,322	5	\$61,842
1222	PATENT ATTORNEY	216	\$95,235	191	\$96,053	25	\$88,983	135	\$101,304	123	\$101,046	12	\$103,944	80	\$85,062	67	\$86,981	13	\$75,172
1223	PATENT CLASSIFYING	56	\$81,715	48	\$81,531	8	\$82,820	56	\$81,715	48	\$81,531	8	\$82,820
1224	PATENT EXAMINING	3,160	\$60,877	2,389	\$62,296	771	\$56,480	3,159	\$60,886	2,389	\$62,296	770	\$56,512
1226	DESIGN PATENT EXAMINING	56	\$69,421	24	\$72,855	32	\$66,847	56	\$69,421	24	\$72,855	32	\$66,847
1200	COPYRIGHT, PATENT, AND TRADE-MARK	3,602	\$64,480	2,735	\$66,151	867	\$59,210	3,503	\$63,979	2,655	\$65,575	848	\$58,981	<					

TABLE W-C2 FULL-TIME CIVILIAN WHITE-COLLAR EMPLOYMENT AND AVERAGE SALARY BY OCCUPATIONAL CATEGORY, OCCUPATION, MAJOR GEOGRAPHIC AREA, AND GENDER, SEPTEMBER 30, 1999

OCCUPATION WITHIN OCCUPATIONAL CATEGORY		ALL AREAS						WASHINGTON, DC-MD-VA-WV METROPOLITAN STATISTICAL AREA						UNITED STATES EXCLUDING WASHINGTON, DC-MD-VA-WV METROPOLITAN STATISTICAL AREA					
		TOTAL		MEN		WOMEN		TOTAL		MEN		WOMEN		TOTAL		MEN		WOMEN	
		EMPLOYMENT	AVERAGE SALARY	EMPLOYMENT	AVERAGE SALARY	EMPLOYMENT	AVERAGE SALARY	EMPLOYMENT	AVERAGE SALARY	EMPLOYMENT	AVERAGE SALARY	EMPLOYMENT	AVERAGE SALARY	EMPLOYMENT	AVERAGE SALARY	EMPLOYMENT	AVERAGE SALARY	EMPLOYMENT	AVERAGE SALARY
CODES	TITLES																		
PROFESSIONAL																			
1320	CHEMISTRY	6,040	\$66,063	4,298	\$68,671	1,742	\$59,627	2,240	\$72,900	1,535	\$76,057	705	\$66,025	3,739	\$62,274	2,726	\$64,767	1,013	\$55,565
1321	METALLURGY	133	\$80,786	124	\$82,032	9	\$63,623	65	\$89,788	62	\$90,467	3	\$75,755	68	\$72,181	62	\$73,597	6	\$57,558
1330	ASTRONOMY AND SPACE SCIENCE	482	\$84,538	438	\$85,198	44	\$77,975	285	\$83,944	260	\$84,884	25	\$74,168	197	\$85,399	178	\$85,656	19	\$82,986
1340	METEOROLOGY	2,992	\$63,261	2,742	\$63,670	250	\$58,779	372	\$74,923	331	\$75,288	41	\$71,976	2,594	\$61,661	2,389	\$62,123	205	\$56,280
1350	GEOLOGY	1,745	\$65,363	1,414	\$67,098	331	\$57,955	225	\$82,291	175	\$85,061	50	\$72,596	1,514	\$62,845	1,233	\$64,553	281	\$55,349
1360	OCEANOGRAPHY	666	\$68,003	541	\$70,205	125	\$58,474	158	\$75,841	127	\$77,575	31	\$68,735	506	\$65,564	412	\$67,954	94	\$55,090
1370	CARTOGRAPHY	1,101	\$56,924	847	\$58,041	254	\$53,197	517	\$59,819	399	\$60,851	118	\$56,331	580	\$54,403	445	\$55,589	135	\$50,494
1372	GEODESY	87	\$65,891	68	\$66,265	19	\$64,551	64	\$68,462	47	\$66,260	17	\$66,255	23	\$59,737	21	\$59,563	2	\$50,067
1373	LAND SURVEYING	448	\$52,219	428	\$52,511	20	\$45,959	15	\$59,818	15	\$59,818	432	\$51,992	412	\$52,284	20	\$45,959
1380	FOREST PRODUCTS TECHNOLOGY	35	\$68,612	29	\$72,154	6	\$51,493	35	\$68,612	29	\$72,154	6	\$51,493
1382	FOOD TECHNOLOGY	213	\$64,577	142	\$67,047	71	\$59,637	57	\$73,238	34	\$77,893	23	\$66,356	156	\$61,412	108	\$63,632	48	\$56,417
1384	TEXTILE TECHNOLOGY	69	\$59,593	30	\$63,429	39	\$56,642	4	\$63,829	4	\$63,829	65	\$59,332	30	\$63,429	35	\$55,820
1386	PHOTOGRAPHIC TECHNOLOGY	27	\$63,298	27	\$63,298	11	\$69,301	11	\$69,301	16	\$59,171	16	\$59,171
1300	PHYSICAL SCIENCES	27,159	\$68,516	21,801	\$70,307	5,358	\$61,229	7,831	\$78,721	6,171	\$81,038	1,660	\$70,107	19,120	\$64,460	15,475	\$66,135	3,645	\$57,345
1410	LIBRARIAN	2,612	\$58,531	860	\$60,242	1,752	\$57,692	1,659	\$63,327	604	\$63,970	1,055	\$62,959	841	\$50,252	217	\$51,885	624	\$49,684
1420	ARCHIVIST	469	\$58,395	296	\$60,152	173	\$55,391	295	\$61,613	186	\$63,443	109	\$58,489	174	\$52,940	110	\$54,586	64	\$50,113
1400	LIBRARY AND ARCHIVES	3,081	\$58,511	1,156	\$60,219	1,925	\$57,485	1,954	\$63,069	790	\$63,846	1,164	\$62,541	1,015	\$50,713	327	\$52,794	688	\$49,724
1510	ACTUARY	190	\$75,238	143	\$76,668	47	\$70,887	104	\$72,032	74	\$73,826	30	\$67,605	86	\$79,115	69	\$79,715	17	\$76,679
1515	OPERATIONS RESEARCH	3,217	\$73,266	2,420	\$75,228	797	\$67,307	1,014	\$82,224	764	\$84,471	250	\$75,360	2,172	\$69,184	1,631	\$71,034	541	\$63,608
1520	MATHEMATICS	1,382	\$70,338	968	\$72,197	414	\$65,992	516	\$72,300	342	\$75,432	174	\$66,143	866	\$69,169	626	\$70,429	240	\$65,883
1529	MATHEMATICAL STATISTICIAN	1,192	\$69,555	791	\$72,470	401	\$63,803	909	\$69,739	589	\$72,625	320	\$64,425	283	\$68,964	202	\$72,018	81	\$61,348
1530	STATISTICIAN	2,768	\$62,326	1,598	\$65,161	1,170	\$58,454	1,786	\$64,700	947	\$67,407	839	\$61,645	979	\$58,002	649	\$61,854	330	\$50,426
1550	COMPUTER SCIENCE	3,379	\$67,445	2,336	\$69,149	1,043	\$63,629	1,414	\$71,518	971	\$73,666	443	\$66,809	1,961	\$64,509	1,361	\$65,932	600	\$61,282
1500	MATHEMATICS AND STATISTICS	12,128	\$68,480	8,256	\$70,965	3,872	\$63,182	5,743	\$71,086	3,687	\$74,298	2,056	\$65,325	6,347	\$66,138	4,538	\$68,283	1,809	\$60,756
1701	GENERAL EDUCATION AND TRAINING	10,622	\$49,952	3,456	\$57,644	7,166	\$46,242	502	\$71,179	203	\$81,703	299	\$64,033	3,414	\$51,941	1,427	\$63,205	1,987	\$43,852
1710	EDUCATION AND VOCATIONAL TRAINING	5,489	\$50,823	1,711	\$58,143	3,778	\$47,508	189	\$64,353	57	\$75,500	132	\$59,539	4,873	\$50,033	1,532	\$57,471	3,341	\$46,622
1720	EDUCATION PROGRAM	488	\$73,266	194	\$76,962	294	\$70,827	399	\$76,025	147	\$80,991	252	\$73,129	87	\$60,430	45	\$63,617	42	\$57,017
1725	PUBLIC HEALTH EDUCATOR	88	\$56,326	26	\$57,654	62	\$55,769	10	\$63,312	2	\$76,824	8	\$59,934	73	\$66,663	22	\$57,658	51	\$56,234
1730	EDUCATION RESEARCH	59	\$86,452	26	\$92,915	33	\$81,360	57	\$86,755	25	\$93,481	32	\$87,801	2	\$77,803	1	\$78,757	1	\$76,848
1740	EDUCATION SERVICES	1,211	\$49,373	613	\$50,981	598	\$47,724	56	\$57,174	13	\$61,068	43	\$55,997	974	\$49,296	493	\$51,193	481	\$47,352
1750	INSTRUCTIONAL SYSTEMS	1,641	\$57,309	901	\$58,007	740	\$56,459	165	\$69,533	65	\$71,063	100	\$68,539	1,459	\$55,899	827	\$56,985	632	\$54,478
1700	EDUCATION	19,598	\$51,495	6,927	\$57,898	12,671	\$47,995	1,378	\$71,467	512	\$79,489	866	\$66,724	10,882	\$51,485	4,347	\$56,618	6,535	\$46,740
TOTAL PROFESSIONAL		389,540	\$63,547	241,020	\$67,900	148,520	\$56,482	80,567	\$74,648	51,390	\$78,614	29,177	\$67,662	292,567	\$61,034	181,877	\$65,220	110,690	\$54,157
ADMINISTRATIVE																			
0006	CORRECTIONAL INSTITUTION ADMINISTRATION	1,693	\$66,639	1,222	\$68,216	471	\$62,545	219	\$76,568	143	\$79,604	76	\$70,855	1,461	\$65,253	1,069	\$66,802	392	\$61,029
0011	BOND SALES PROMOTION	116	\$58,290	87	\$61,262	29	\$49,373	9	\$59,876	7	\$61,447	2	\$54,379	107	\$58,156	80	\$61,246	27	\$49,002
0018	SAFETY AND OCCUPATIONAL HEALTH MANAGEMENT	4,278	\$54,655	3,353	\$55,241	925	\$52,531	429	\$66,870	284	\$69,000	145	\$62,699	3,680	\$53,496	2,924	\$54,200	756	\$50,771
0023	OUTDOOR RECREATION PLANNING	669	\$48,726	408	\$51,404	261	\$44,540	53	\$60,417	31	\$66,505	22	\$51,839	615	\$47,724	376	\$50,175	239	\$43,869
0025	PARK RANGER	5,871	\$40,852	4,203	\$42,056	1,668	\$37,817	349	\$44,213	230	\$44,836	119	\$43,010	5,493	\$40,619	3,952	\$41,882	1,541	\$37,382
0028	ENVIRONMENTAL PROTECTION SPECIALIST	5,659	\$58,548	3,350	\$59,536	2,309	\$57,115	1,393	\$70,275	724	\$73,948	669	\$66,300	4,092	\$55,144	2,513	\$56,012	1,579	\$53,762
0030	SPORTS SPECIALIST	557	\$37,866	476	\$38,376	81	\$34,867	35	\$39,232	24	\$38,995	11	\$39,749	382	\$39,289	325	\$40,076	57	\$34,798
0050	FUNERAL DIRECTING	24	\$54,606	21	\$54,023	3	\$58,687	2	\$65,567	2	\$65,567	14	\$53,515	12	\$52,160	2	\$61,643
0062	CLOTHING DESIGN	27	\$55,871	10	\$57,170	17	\$55,107	27	\$55,871	10	\$57,170	17	\$55,107
0080	SECURITY ADMINISTRATION	6,719	\$55,529	4,255	\$57,785	2,464	\$51,633	2,400	\$61,132	1,374	\$65,469	1,026	\$55,323	3,805	\$51,944	2,420	\$53,696	1,385	\$48,883
0000	MISCELLANEOUS OCCUPATIONS	25,613	\$52,870	17,385	\$53,894	8,228	\$50,708	4,889	\$63,559	2,819	\$66,812	2,070	\$59,129	19,676	\$50,389	13,681	\$51,466	5,995	\$47,933
0105	SOCIAL INSURANCE ADMINISTRATION	25,092	\$52,061	8,403	\$55,253	16,689	\$50,454	264	\$53,201	65	\$57,090	199	\$51,931	24,615	\$52,074	8,264	\$55,280	16,351	\$50,454
0106	UNEMPLOYMENT INSURANCE	115	\$70,068	64	\$73,045	51	\$66,333	48	\$74,290	29	\$72,139	19	\$77,574	67	\$67,044	35	\$73,796	32	\$59,659
0107	HEALTH INSURANCE ADMINISTRATION	1,809	\$63,429	644	\$68,672	1,165	\$60,531	43	\$62,613	12	\$63,289	31	\$62,352	1,763	\$63,471	631	\$68,787	1,132	\$60,507
0132	INTELLIGENCE	5,407	\$57,994	3,367	\$61,194	2,040	\$52,712	1,911	\$63,908	1,176	\$67,295	735	\$58,487	3,191	\$54,782	1,953	\$58,162	1,238	\$49,450
0136	INTERNATIONAL COOPERATION	22	\$66,406	8	\$65,339	14	\$67,016	20	\$67,512	6	\$68,668	14	\$67,016
0142	MANPOWER DEVELOPMENT	419	\$66,765	213	\$71,053	206	\$62,332	118	\$72,792	58	\$77,887	60	\$67,866	298	\$64,568	153	\$68,639	145	\$60,272
0160	CIVIL RIGHTS ANALYSIS	51	\$69,398	21	\$83,617	30	\$59,445	37	\$63,184	10	\$79,432	27	\$57,167	14	\$85,822	11	\$87,422	3	\$79,956
0187	SOCIAL SERVICES	506	\$36,883	143	\$41,349	363	\$35,124	22	\$62,433	15	\$74,374	7	\$36,846	406	\$35,673	103	\$36,075	303	\$35,537
0188	RECREATION SPECIALIST																		

TABLE W-C2 FULL-TIME CIVILIAN WHITE-COLLAR EMPLOYMENT AND AVERAGE SALARY BY OCCUPATIONAL CATEGORY, OCCUPATION, MAJOR GEOGRAPHIC AREA, AND GENDER, SEPTEMBER 30, 1999

OCCUPATION WITHIN OCCUPATIONAL CATEGORY		ALL AREAS						WASHINGTON, DC-MD-VA-WV METROPOLITAN STATISTICAL AREA						UNITED STATES EXCLUDING WASHINGTON, DC-MD-VA-WV METROPOLITAN STATISTICAL AREA					
		TOTAL		MEN		WOMEN		TOTAL		MEN		WOMEN		TOTAL		MEN		WOMEN	
CODES	TITLES	EMPLOYMENT	AVERAGE SALARY	EMPLOYMENT	AVERAGE SALARY	EMPLOYMENT	AVERAGE SALARY	EMPLOYMENT	AVERAGE SALARY	EMPLOYMENT	AVERAGE SALARY	EMPLOYMENT	AVERAGE SALARY	EMPLOYMENT	AVERAGE SALARY	EMPLOYMENT	AVERAGE SALARY	EMPLOYMENT	AVERAGE SALARY
ADMINISTRATIVE																			
0205	MILITARY PERSONNEL MANAGEMENT	1,883	\$47,817	1,029	\$49,996	854	\$45,192	498	\$53,181	207	\$56,594	291	\$50,753	1,340	\$45,954	789	\$48,458	551	\$42,368
0212	PERSONNEL STAFFING	2,053	\$50,847	354	\$56,336	1,699	\$49,703	490	\$59,498	82	\$70,672	408	\$57,252	1,501	\$48,287	263	\$52,361	1,238	\$47,421
0221	POSITION CLASSIFICATION	804	\$55,798	283	\$60,573	521	\$53,204	201	\$65,645	80	\$70,587	121	\$62,378	564	\$52,550	187	\$56,623	377	\$50,530
0222	OCCUPATIONAL ANALYSIS	29	\$57,770	19	\$59,691	10	\$54,121	5	\$76,342	4	\$78,018	1	\$69,638	24	\$53,901	15	\$54,804	9	\$52,397
0223	SALARY AND WAGE ADMINISTRATION	128	\$55,622	53	\$61,395	75	\$51,543	64	\$61,416	27	\$66,095	37	\$58,002	64	\$49,828	26	\$56,514	38	\$45,254
0230	EMPLOYEE RELATIONS	1,602	\$53,309	383	\$59,853	1,219	\$51,253	549	\$61,485	123	\$67,118	426	\$59,858	1,022	\$49,035	249	\$56,719	773	\$46,559
0233	LABOR RELATIONS	1,081	\$60,134	530	\$64,235	551	\$56,190	251	\$71,310	134	\$76,294	117	\$65,602	822	\$56,844	392	\$60,264	430	\$53,725
0235	EMPLOYEE DEVELOPMENT	1,837	\$57,550	612	\$57,318	1,225	\$55,167	545	\$64,340	151	\$72,767	394	\$61,110	1,275	\$54,739	452	\$59,057	823	\$52,367
0241	MEDIATION	227	\$77,883	184	\$79,027	43	\$72,988	22	\$84,651	15	\$89,146	7	\$75,020	205	\$77,157	169	\$78,129	36	\$72,593
0243	APPRENTICESHIP AND TRAINING	157	\$57,170	102	\$61,469	55	\$49,196	7	\$65,928	4	\$65,289	3	\$66,781	150	\$56,761	98	\$61,313	52	\$48,181
0244	LABOR MANAGEMENT RELATIONS EXAMINING	348	\$71,449	214	\$76,528	134	\$63,338	10	\$70,986	5	\$74,022	5	\$67,949	334	\$71,603	206	\$76,839	128	\$63,176
0246	CONTRACTOR INDUSTRIAL RELATIONS	119	\$61,279	54	\$69,441	65	\$54,498	9	\$81,105	4	\$92,964	5	\$71,618	110	\$59,657	50	\$67,559	60	\$53,071
0249	WAGE AND HOUR COMPLIANCE	1,120	\$55,962	641	\$57,968	479	\$53,278	51	\$65,717	25	\$73,464	26	\$58,268	1,049	\$55,587	605	\$57,375	444	\$53,152
0260	EQUAL EMPLOYMENT OPPORTUNITY	2,655	\$59,351	796	\$62,800	1,859	\$57,874	955	\$66,462	286	\$69,982	669	\$64,957	1,627	\$55,693	488	\$59,289	1,139	\$54,152
0270	FEDERAL RETIREMENT BENEFITS	406	\$49,585	124	\$51,993	282	\$48,526	282	\$53,627	91	\$55,634	191	\$52,670	124	\$40,393	33	\$41,954	91	\$39,827
0200	PERSONNEL MANAGEMENT AND INDUSTRIAL RELATIONS	25,879	\$57,450	8,588	\$62,664	17,291	\$54,861	7,793	\$64,882	2,239	\$71,586	5,554	\$62,179	17,369	\$54,327	6,077	\$59,697	11,292	\$51,437
0301	MISCELLANEOUS ADMINISTRATION AND PROGRAM	57,697	\$59,666	28,257	\$65,407	29,440	\$54,155	19,541	\$68,507	7,805	\$79,492	11,736	\$61,202	36,237	\$55,109	19,123	\$60,161	17,114	\$49,464
0334	COMPUTER SPECIALIST	56,216	\$57,712	33,674	\$59,600	22,542	\$54,893	17,290	\$65,691	9,999	\$68,535	7,291	\$61,790	37,034	\$54,426	22,148	\$56,289	14,886	\$51,743
0340	PROGRAM MANAGEMENT	7,901	\$90,063	5,520	\$91,791	2,381	\$86,055	2,048	\$106,556	1,404	\$108,625	644	\$102,046	5,491	\$84,254	3,871	\$86,074	1,620	\$79,904
0341	ADMINISTRATIVE OFFICER	7,362	\$54,712	2,036	\$64,669	5,326	\$50,905	1,820	\$60,999	365	\$79,326	1,455	\$56,402	5,036	\$51,412	1,350	\$59,512	3,686	\$48,445
0342	SUPPORT SERVICES ADMINISTRATION	3,611	\$45,487	1,649	\$48,718	1,962	\$42,772	505	\$59,270	237	\$63,642	268	\$55,404	2,805	\$41,897	1,211	\$44,087	1,594	\$40,233
0343	MANAGEMENT AND PROGRAM ANALYSIS	41,770	\$59,897	15,118	\$65,839	26,652	\$56,527	18,464	\$66,505	6,322	\$74,315	12,142	\$62,438	22,542	\$54,685	8,378	\$59,858	14,164	\$51,625
0346	LOGISTICS MANAGEMENT	11,316	\$58,427	7,839	\$60,137	3,477	\$54,572	1,102	\$68,017	658	\$71,016	444	\$63,573	9,736	\$57,559	6,763	\$59,447	2,973	\$53,262
0360	EQUAL OPPORTUNITY COMPLIANCE	1,859	\$61,727	784	\$64,003	1,075	\$60,067	300	\$69,274	114	\$74,871	186	\$65,843	1,551	\$60,306	662	\$62,248	889	\$58,859
0391	TELECOMMUNICATIONS	7,236	\$54,955	5,316	\$56,366	1,920	\$51,049	2,159	\$64,757	1,497	\$67,378	662	\$58,831	4,637	\$51,180	3,427	\$52,630	1,210	\$47,075
0300	GENERAL ADMINISTRATION, CLERICAL, AND OFFICE SERVICES	194,968	\$59,707	100,193	\$63,782	94,775	\$55,400	63,229	\$67,962	28,401	\$74,934	34,828	\$62,276	125,069	\$55,785	66,933	\$59,600	58,136	\$51,393
47																			
0501	FINANCIAL ADMINISTRATION AND PROGRAM	8,954	\$55,821	3,361	\$62,743	5,593	\$51,661	2,331	\$63,677	838	\$74,348	1,493	\$57,686	6,448	\$53,118	2,416	\$59,142	4,032	\$49,509
0505	FINANCIAL MANAGEMENT	1,459	\$77,756	964	\$81,293	495	\$70,866	299	\$98,812	206	\$103,479	93	\$88,472	1,044	\$72,043	676	\$75,001	368	\$66,609
0560	BUDGET ANALYSIS	12,884	\$52,731	3,581	\$59,422	9,303	\$50,155	3,837	\$64,901	1,259	\$73,475	2,578	\$60,713	8,553	\$47,771	2,131	\$52,278	6,422	\$46,276
0570	FINANCIAL INSTITUTION EXAMINING	5,130	\$70,165	3,618	\$72,257	1,512	\$65,159	2,884	\$93,767	190	\$95,007	94	\$91,260	4,833	\$68,780	3,419	\$70,994	1,414	\$63,426
0580	CREDIT UNION EXAMINER	719	\$67,590	504	\$69,815	215	\$62,375	52	\$82,100	29	\$85,358	23	\$77,993	666	\$66,488	474	\$68,912	192	\$60,504
0500	ACCOUNTING AND BUDGET	29,146	\$58,368	12,028	\$66,399	17,118	\$52,725	6,803	\$67,308	2,522	\$77,975	4,281	\$61,024	21,544	\$55,839	9,116	\$63,666	12,428	\$50,098
0603	PHYSICIAN'S ASSISTANT	2,040	\$58,472	1,392	\$59,130	648	\$57,058	46	\$60,848	20	\$61,671	26	\$60,214	1,978	\$58,480	1,360	\$59,163	618	\$56,976
0669	MEDICAL RECORDS ADMINISTRATION	506	\$44,618	66	\$44,078	440	\$44,699	52	\$45,601	17	\$42,263	35	\$47,222	444	\$44,564	48	\$44,781	396	\$44,538
0670	HEALTH SYSTEM ADMINISTRATION	560	\$83,687	372	\$89,754	188	\$71,682	19	\$93,615	15	\$97,379	4	\$79,498	535	\$83,461	353	\$89,532	182	\$71,687
0671	HEALTH SYSTEM SPECIALIST	1,840	\$55,330	791	\$60,154	1,049	\$51,692	178	\$65,815	94	\$72,021	84	\$58,871	1,596	\$54,787	669	\$59,308	927	\$51,524
0673	HOSPITAL HOUSEKEEPING MANAGEMENT	191	\$54,860	165	\$56,648	26	\$43,513	9	\$69,303	8	\$72,537	1	\$43,428	178	\$54,361	155	\$55,870	23	\$44,193
0685	PUBLIC HEALTH PROGRAM SPECIALIST	1,515	\$67,756	703	\$69,910	812	\$65,891	584	\$73,342	181	\$78,354	403	\$71,091	851	\$63,789	483	\$66,612	368	\$60,083
0688	SANITARIAN	41	\$47,340	26	\$49,984	15	\$42,758	2	\$80,354	2	\$80,354	39	\$45,647	24	\$47,453	15	\$42,758
0600	MEDICAL, HOSPITAL, DENTAL, AND PUBLIC HEALTH	6,693	\$60,601	3,515	\$64,291	3,178	\$56,519	890	\$69,978	337	\$74,497	553	\$67,224	5,621	\$59,294	3,092	\$63,346	2,529	\$54,340
0828	CONSTRUCTION ANALYST	383	\$50,110	345	\$50,369	38	\$47,760	18	\$67,096	16	\$68,949	2	\$52,272	330	\$50,913	296	\$51,196	34	\$48,444
0873	SHIP SURVEYING	126	\$63,454	125	\$63,631	1	\$41,291	6	\$71,799	6	\$71,799	104	\$64,203	103	\$64,426	1	\$41,291
0800	ENGINEERING AND ARCHITECTURE	509	\$53,413	470	\$53,896	39	\$47,594	24	\$68,272	22	\$69,726	2	\$52,272	434	\$54,098	399	\$54,611	35	\$48,239
0920	ESTATE TAX EXAMINING	2	\$55,888	1	\$66,488	1	\$45,287	2	\$55,888	1	\$66,488	1	\$45,287	
0930	HEARINGS AND APPEALS	1,782	\$71,776	1,191	\$74,851	591	\$65,580	172	\$70,987	98	\$73,076	74	\$68,220	1,607	\$71,890	1,091	\$75,032	516	\$65,246
0945	CLERK OF COURT	32	\$37,032	5	\$33,549	27	\$37,677	24	\$40,077	5	\$33,549	19	\$41,795	8	\$27,896	8	\$27,896
0950	PARALEGAL SPECIALIST	5,980	\$48,275	1,263	\$52,742	4,717	\$47,080	2,530	\$50,034	619	\$54,274	1,911	\$48,661	3,401	\$47,101	632	\$51,445	2,769	\$46,110
0958	PENSION LAW SPECIALIST	122	\$63,117	51	\$71,548	71	\$57,061	122	\$63,117	51	\$71,548	71	\$57,061
0965	LAND LAW EXAMINING	249	\$41,999	38	\$43,775	211	\$41,679	14	\$48,409	5	\$49,385	9	\$47,867	235	\$41,617	33	\$42,925	202	\$41,404
0967	PASSPORT AND VISA EXAMINING	683	\$45,059	281	\$47,003	402	\$43,701	130	\$53,720	41	\$61,152	89	\$50,297	414	\$39,867	162	\$40,089	252	\$39,725
0987	TAX LAW SPECIALIST	314	\$73,343	196	\$76,916	118	\$67,408	259	\$78,028	181	\$79,083	78	\$75,579	54	\$51,415	15	\$50,759	39	\$51,667
0990	GENERAL CLAIMS EXAMINING	79	\$54,230	28	\$56,795	51	\$5												

TABLE W-C2 FULL-TIME CIVILIAN WHITE-COLLAR EMPLOYMENT AND AVERAGE SALARY BY OCCUPATIONAL CATEGORY, OCCUPATION, MAJOR GEOGRAPHIC AREA, AND GENDER, SEPTEMBER 30, 1999

OCCUPATION WITHIN OCCUPATIONAL CATEGORY		ALL AREAS						WASHINGTON, DC-MD-VA-WV METROPOLITAN STATISTICAL AREA						UNITED STATES EXCLUDING WASHINGTON, DC-MD-VA-WV METROPOLITAN STATISTICAL AREA					
		TOTAL		MEN		WOMEN		TOTAL		MEN		WOMEN		TOTAL		MEN		WOMEN	
CODES	TITLES	EMPLOYMENT	AVERAGE SALARY	EMPLOYMENT	AVERAGE SALARY	EMPLOYMENT	AVERAGE SALARY	EMPLOYMENT	AVERAGE SALARY	EMPLOYMENT	AVERAGE SALARY	EMPLOYMENT	AVERAGE SALARY	EMPLOYMENT	AVERAGE SALARY	EMPLOYMENT	AVERAGE SALARY	EMPLOYMENT	AVERAGE SALARY
ADMINISTRATIVE																			
1008	INTERIOR DESIGN	208	\$50,863	35	\$53,149	173	\$50,400	36	\$62,197	7	\$65,619	29	\$61,371	168	\$48,445	28	\$50,032	140	\$48,128
1035	PUBLIC AFFAIRS	4,391	\$57,292	1,790	\$61,310	2,601	\$54,526	1,468	\$66,975	557	\$72,684	911	\$63,484	2,818	\$52,682	1,179	\$56,584	1,639	\$49,875
1040	LANGUAGE SPECIALIST	719	\$51,570	311	\$52,977	408	\$50,498	183	\$59,693	83	\$60,829	100	\$58,749	485	\$48,963	204	\$49,951	281	\$48,246
1051	MUSIC SPECIALIST	19	\$58,767	16	\$60,457	3	\$49,754	8	\$72,392	7	\$73,891	1	\$61,895	11	\$48,858	9	\$50,008	2	\$43,684
1054	THEATER SPECIALIST	14	\$40,535	12	\$42,154	2	\$30,818	5	\$44,596	4	\$48,868	1	\$27,508	7	\$39,461	6	\$40,351	1	\$34,127
1056	ART SPECIALIST	92	\$38,940	47	\$40,135	45	\$37,692	9	\$43,223	3	\$40,337	6	\$44,667	61	\$38,885	31	\$41,299	30	\$36,391
1071	AUDIOVISUAL PRODUCTION	1,104	\$52,974	866	\$53,599	238	\$50,700	424	\$60,164	294	\$61,971	130	\$56,076	634	\$48,870	533	\$49,706	101	\$44,456
1082	WRITING AND EDITING	1,477	\$51,026	443	\$55,992	1,034	\$48,899	767	\$57,122	237	\$63,332	530	\$54,346	664	\$45,064	184	\$48,665	480	\$43,684
1083	TECHNICAL WRITING AND EDITING	1,085	\$52,122	409	\$53,754	676	\$51,134	273	\$58,884	70	\$61,215	203	\$58,080	809	\$49,868	339	\$52,214	470	\$48,176
1084	VISUAL INFORMATION	1,888	\$49,386	1,011	\$51,196	877	\$47,299	751	\$55,529	382	\$58,769	369	\$52,175	1,104	\$45,537	605	\$46,914	499	\$43,869
1000	INFORMATION AND ARTS	13,154	\$54,613	6,177	\$57,145	6,977	\$52,371	5,424	\$61,094	2,505	\$64,110	2,919	\$58,506	7,369	\$45,306	3,455	\$52,715	3,914	\$48,179
1101	GENERAL BUSINESS AND INDUSTRY	13,341	\$65,082	7,685	\$68,261	5,656	\$60,763	2,965	\$72,190	1,448	\$79,024	1,517	\$65,668	9,915	\$62,907	5,893	\$65,679	4,022	\$58,846
1103	INDUSTRIAL PROPERTY MANAGEMENT	606	\$52,602	332	\$54,668	274	\$50,097	49	\$57,279	24	\$61,719	25	\$53,016	534	\$52,153	290	\$54,176	244	\$49,749
1104	PROPERTY DISPOSAL	849	\$48,196	440	\$50,159	409	\$46,085	86	\$54,338	43	\$57,838	43	\$50,837	693	\$47,766	348	\$49,925	345	\$45,588
1130	PUBLIC UTILITIES SPECIALIST	644	\$60,915	352	\$66,894	292	\$53,707	143	\$68,710	94	\$72,706	49	\$61,046	501	\$58,690	258	\$64,776	243	\$52,228
1140	TRADE SPECIALIST	728	\$61,678	400	\$66,288	328	\$56,056	445	\$62,043	236	\$66,899	209	\$56,560	279	\$60,921	161	\$65,026	118	\$55,321
1144	COMMISSARY MANAGEMENT	1,512	\$46,458	1,100	\$48,510	412	\$40,981	45	\$51,343	33	\$52,546	12	\$48,035	1,137	\$47,724	822	\$49,891	315	\$42,070
1145	AGRICULTURAL PROGRAM SPECIALIST	327	\$59,877	195	\$63,127	132	\$55,077	80	\$62,232	35	\$67,573	45	\$58,078	244	\$59,415	158	\$62,520	86	\$53,712
1146	AGRICULTURAL MARKETING	526	\$61,465	305	\$66,044	221	\$55,145	334	\$65,112	183	\$71,215	151	\$57,716	192	\$55,120	122	\$58,287	70	\$49,601
1147	AGRICULTURAL MARKET REPORTING	164	\$50,744	127	\$52,574	37	\$44,464	13	\$63,841	10	\$69,629	3	\$44,550	151	\$49,617	117	\$51,116	34	\$44,456
1150	INDUSTRIAL SPECIALIST	1,462	\$56,902	1,139	\$58,120	323	\$52,607	127	\$74,583	95	\$75,548	32	\$71,715	1,311	\$55,262	1,023	\$56,607	288	\$50,482
1160	FINANCIAL ANALYSIS	1,391	\$63,471	746	\$68,434	645	\$57,731	487	\$74,303	300	\$78,047	187	\$68,297	898	\$57,717	443	\$62,038	455	\$53,510
1162	CROP INSURANCE UNDERWRITING	73	\$59,080	60	\$60,272	13	\$53,582	73	\$59,080	60	\$60,272	13	\$53,582
1163	INSURANCE EXAMINING	47	\$70,262	39	\$70,987	8	\$66,729	33	\$74,073	25	\$76,423	8	\$66,729	14	\$61,279	14	\$61,279
1165	LOAN SPECIALIST	4,200	\$50,502	2,267	\$54,571	1,933	\$45,730	302	\$69,230	161	\$75,068	141	\$62,564	3,781	\$49,306	2,039	\$53,326	1,742	\$44,601
1169	INTERNAL REVENUE OFFICER	6,626	\$54,561	3,420	\$56,726	3,206	\$52,252	155	\$51,017	85	\$55,281	70	\$49,481	6,418	\$54,673	3,296	\$56,897	3,122	\$52,325
1170	REALTY	3,112	\$53,592	1,504	\$58,042	1,608	\$49,429	369	\$68,769	203	\$73,862	166	\$62,540	2,687	\$51,502	1,263	\$55,530	1,424	\$47,930
1171	APPRAISING	810	\$56,903	627	\$58,219	183	\$52,394	37	\$72,280	24	\$78,074	13	\$61,584	767	\$56,223	597	\$57,513	170	\$51,691
1173	HOUSING MANAGEMENT	2,224	\$40,147	842	\$43,269	1,382	\$38,245	149	\$53,844	56	\$61,823	93	\$49,039	1,751	\$39,455	637	\$42,417	1,114	\$37,762
1176	BUILDING MANAGEMENT	1,310	\$55,288	952	\$57,438	358	\$49,572	372	\$57,292	261	\$60,596	111	\$49,522	805	\$54,128	562	\$56,095	243	\$49,577
1100	BUSINESS AND INDUSTRY	39,952	\$57,143	22,532	\$60,519	17,420	\$52,776	6,191	\$68,346	3,316	\$73,589	2,875	\$62,298	32,151	\$55,328	18,103	\$58,578	14,048	\$51,140
1210	COPYRIGHT	172	\$53,700	72	\$55,621	100	\$52,316	172	\$53,700	72	\$55,621	100	\$52,316
1200	COPYRIGHT, PATENT, AND TRADE-MARK	172	\$53,700	72	\$55,621	100	\$52,316	172	\$53,700	72	\$55,621	100	\$52,316
1361	NAVIGATIONAL INFORMATION	140	\$57,366	105	\$57,456	35	\$57,096	46	\$62,259	27	\$62,698	19	\$61,636	88	\$55,065	72	\$55,812	16	\$51,706
1397	DOCUMENT ANALYSIS	118	\$59,196	74	\$61,853	44	\$54,727	99	\$58,091	58	\$60,886	41	\$54,136	19	\$64,955	16	\$65,359	3	\$62,801
1300	PHYSICAL SCIENCES	258	\$58,203	179	\$59,274	79	\$55,777	145	\$59,413	85	\$61,461	60	\$56,511	107	\$56,822	88	\$57,548	19	\$53,458
1412	TECHNICAL INFORMATION SERVICES	1,196	\$52,464	334	\$55,856	862	\$51,150	715	\$56,972	221	\$59,433	494	\$55,871	478	\$45,837	112	\$49,060	366	\$44,850
1400	LIBRARY AND ARCHIVES	1,196	\$52,464	334	\$55,856	862	\$51,150	715	\$56,972	221	\$59,433	494	\$55,871	478	\$45,837	112	\$49,060	366	\$44,850
1531	STATISTICAL ASSISTANT	11	\$54,649	4	\$59,598	7	\$51,821	5	\$58,866	1	\$75,433	4	\$54,724	6	\$51,135	3	\$54,320	3	\$47,951
1500	MATHEMATICS AND STATISTICS	11	\$54,649	4	\$59,598	7	\$51,821	5	\$58,866	1	\$75,433	4	\$54,724	6	\$51,135	3	\$54,320	3	\$47,951
1601	GENERAL FACILITIES AND EQUIPMENT	2,538	\$55,567	2,218	\$57,305	320	\$43,525	59	\$60,248	43	\$64,319	16	\$49,306	2,409	\$55,589	2,109	\$57,348	300	\$43,225
1630	CEMETERY ADMINISTRATION	107	\$49,518	88	\$49,137	19	\$51,285	3	\$50,247	2	\$46,093	1	\$58,556	69	\$53,763	51	\$54,780	18	\$50,881
1640	FACILITY MANAGEMENT	1,726	\$55,761	1,585	\$56,271	141	\$50,030	180	\$62,714	157	\$63,158	23	\$59,688	1,480	\$55,251	1,366	\$55,830	114	\$48,317
1654	PRINTING MANAGEMENT	978	\$57,425	594	\$62,064	384	\$50,249	649	\$59,979	415	\$64,330	234	\$52,262	313	\$52,159	165	\$56,691	148	\$47,107
1658	LAUNDRY AND DRY CLEANING PLANT MANAGEMENT	150	\$44,003	130	\$44,151	20	\$43,043	1	\$48,173	1	\$48,173	144	\$43,870	124	\$44,004	20	\$43,043
1667	STEWARD	303	\$51,918	268	\$52,541	35	\$47,146	9	\$51,193	7	\$52,108	2	\$47,992	288	\$52,116	255	\$52,766	33	\$47,095
1670	EQUIPMENT SPECIALIST	5,025	\$52,714	4,652	\$52,991	373	\$49,258	200	\$58,493	190	\$58,708	10	\$54,422	4,516	\$52,557	4,161	\$52,846	355	\$49,163
1600	EQUIPMENT, FACILITIES, AND SERVICES	10,827	\$54,120	9,535	\$54,936	1,292	\$48,093	1,101	\$60,062	815	\$62,623	286	\$52,762	9,219	\$53,628	8,231	\$54,448	988	\$46,793
1702	EDUCATION AND TRAINING TECHNICIAN	239	\$51,011	126	\$51,205	113	\$50,795	29	\$56,925	5	\$58,932	24	\$56,507	198	\$50,707	109	\$51,893	89	\$49,255
1712	TRAINING INSTRUCTION	4,954	\$45,331	3,783	\$45,688	1,171	\$44,177	531	\$52,503	262	\$54,554	269	\$50,506	4,311	\$44,639	3,437	\$45,208	874	\$42,402
1715	VOCATIONAL REHABILITATION	489	\$47,180	363	\$47,773	126	\$45,471	11	\$53,070	6	\$53,064	5	\$53,078	474	\$47,051	353	\$47,701	121	\$45,156
1700	EDUCATION	5,682	\$45,729	4,272	\$46,028	1,410	\$44,823	571	\$52,739	273	\$54,601	298	\$51,032	4,983	\$45,109	3,899	\$45,620	1,084	\$43,272
1801	GENERAL INS																		

TABLE W-C2 FULL-TIME CIVILIAN WHITE-COLLAR EMPLOYMENT AND AVERAGE SALARY BY OCCUPATIONAL CATEGORY, OCCUPATION, MAJOR GEOGRAPHIC AREA, AND GENDER, SEPTEMBER 30, 1999

OCCUPATION WITHIN OCCUPATIONAL CATEGORY		ALL AREAS						WASHINGTON, DC-MD-VA-WV METROPOLITAN STATISTICAL AREA						UNITED STATES EXCLUDING WASHINGTON, DC-MD-VA-WV METROPOLITAN STATISTICAL AREA					
		TOTAL		MEN		WOMEN		TOTAL		MEN		WOMEN		TOTAL		MEN		WOMEN	
CODES	TITLES	EMPLOYMENT	AVERAGE SALARY	EMPLOYMENT	AVERAGE SALARY	EMPLOYMENT	AVERAGE SALARY	EMPLOYMENT	AVERAGE SALARY	EMPLOYMENT	AVERAGE SALARY	EMPLOYMENT	AVERAGE SALARY	EMPLOYMENT	AVERAGE SALARY	EMPLOYMENT	AVERAGE SALARY	EMPLOYMENT	AVERAGE SALARY
ADMINISTRATIVE																			
1812	GAME LAW ENFORCEMENT	270	\$55,719	246	\$55,953	24	\$53,326	15	\$66,590	14	\$67,064	1	\$59,961	253	\$55,140	230	\$55,350	23	\$53,037
1815	AIR SAFETY INVESTIGATING	90	\$71,280	80	\$72,056	10	\$65,066	26	\$85,175	24	\$86,375	2	\$70,771	64	\$65,635	56	\$65,920	8	\$63,640
1816	IMMIGRATION INSPECTION	4,921	\$38,695	3,785	\$38,373	1,136	\$39,768	112	\$51,009	71	\$49,091	41	\$54,330	4,315	\$38,674	3,345	\$38,389	970	\$39,658
1822	MINE SAFETY AND HEALTH	1,244	\$58,656	1,193	\$58,776	51	\$55,837	44	\$82,603	38	\$82,981	6	\$80,209	1,196	\$57,779	1,151	\$57,982	45	\$52,587
1825	AVIATION SAFETY	3,702	\$71,284	3,443	\$71,432	259	\$69,310	181	\$82,230	157	\$83,599	24	\$73,272	3,449	\$70,763	3,219	\$70,904	230	\$68,791
1831	SECURITIES COMPLIANCE EXAMINING	201	\$42,670	105	\$43,124	96	\$42,173	20	\$41,424	11	\$43,282	9	\$39,154	181	\$42,807	94	\$43,105	87	\$42,486
1850	AGRICULTURAL COMMODITY WAREHOUSE EXAMINING	65	\$50,105	59	\$50,290	6	\$48,285	65	\$50,105	59	\$50,290	6	\$48,285
1854	ALCOHOL, TOBACCO, AND FIREARMS INSPECTION	822	\$53,358	405	\$58,157	417	\$48,698	123	\$64,376	59	\$71,057	64	\$58,218	690	\$51,536	342	\$56,056	348	\$47,094
1864	PUBLIC HEALTH QUARANTINE INSPECTION	32	\$52,832	15	\$55,223	17	\$50,722	32	\$52,832	15	\$55,223	17	\$50,722
1889	IMPORT SPECIALIST	1,189	\$53,695	534	\$57,351	655	\$50,714	30	\$68,045	15	\$72,674	15	\$63,415	1,135	\$53,458	513	\$57,030	622	\$50,512
1890	CUSTOMS INSPECTION	7,459	\$43,136	5,794	\$43,608	1,665	\$41,491	146	\$53,965	104	\$54,427	42	\$52,821	6,978	\$42,999	5,450	\$43,486	1,528	\$41,262
1894	CUSTOMS ENTRY AND LIQUIDATING	477	\$49,990	118	\$52,485	359	\$49,169	3	\$42,569	3	\$42,569	465	\$50,168	115	\$52,715	350	\$49,332
1898	ADMEASUREMENT	8	\$53,726	7	\$55,441	1	\$41,722	2	\$75,430	2	\$75,430
1800	INVESTIGATION	70,264	\$56,700	54,926	\$57,879	15,338	\$52,475	7,874	\$66,151	5,921	\$68,210	1,953	\$59,908	60,110	\$55,693	47,159	\$56,814	12,951	\$51,611
1910	QUALITY ASSURANCE	7,956	\$51,127	6,854	\$51,461	1,102	\$49,050	260	\$56,129	199	\$56,699	61	\$54,268	7,390	\$51,064	6,373	\$51,426	1,017	\$48,794
1900	QUALITY ASSURANCE, INSPECTION, AND GRADING	7,956	\$51,127	6,854	\$51,461	1,102	\$49,050	260	\$56,129	199	\$56,699	61	\$54,268	7,390	\$51,064	6,373	\$51,426	1,017	\$48,794
2001	GENERAL SUPPLY	1,798	\$51,274	1,130	\$52,154	668	\$49,787	198	\$55,265	104	\$57,640	94	\$52,638	1,503	\$51,072	936	\$52,086	567	\$49,398
2003	SUPPLY PROGRAM MANAGEMENT	4,538	\$53,023	2,551	\$54,571	1,987	\$51,036	510	\$63,209	262	\$65,897	248	\$60,370	3,823	\$51,896	2,113	\$53,642	1,710	\$49,738
2010	INVENTORY MANAGEMENT	5,388	\$44,254	2,107	\$45,583	3,281	\$43,401	348	\$47,737	174	\$48,564	174	\$46,911	4,954	\$44,055	1,860	\$45,467	3,094	\$43,207
2030	DISTRIBUTION FACILITIES AND STORAGE MANAGEMENT	683	\$50,172	534	\$50,883	149	\$47,625	79	\$55,751	58	\$55,986	21	\$55,100	549	\$49,966	423	\$51,017	126	\$46,435
2032	PACKAGING	259	\$50,068	179	\$51,046	80	\$47,878	7	\$66,373	6	\$68,489	1	\$53,676	252	\$49,615	173	\$50,441	79	\$47,805
2050	SUPPLY CATALOGING	102	\$46,210	36	\$50,505	66	\$43,867	26	\$54,382	7	\$68,603	19	\$49,142	76	\$43,414	29	\$46,137	47	\$41,734
2000	SUPPLY	12,768	\$48,810	6,537	\$50,836	6,231	\$46,684	1,168	\$56,571	611	\$58,671	557	\$54,267	11,157	\$48,099	5,534	\$50,291	5,623	\$45,942
2101	TRANSPORTATION SPECIALIST	8,136	\$59,205	6,973	\$59,797	1,163	\$55,653	870	\$69,972	566	\$73,092	304	\$64,162	7,114	\$58,099	6,274	\$58,790	840	\$52,937
2110	TRANSPORTATION INDUSTRY ANALYSIS	110	\$75,178	71	\$79,957	39	\$66,479	103	\$75,495	65	\$80,678	38	\$66,629	7	\$70,520	6	\$72,146	1	\$60,767
2121	RAILROAD SAFETY	403	\$60,881	380	\$61,396	23	\$52,375	40	\$79,592	39	\$80,095	1	\$59,961	363	\$58,819	341	\$59,257	22	\$52,030
2123	MOTOR CARRIER SAFETY	289	\$50,491	215	\$50,706	74	\$49,867	3	\$40,863	2	\$36,896	1	\$48,796	285	\$50,589	212	\$50,833	73	\$49,882
2125	HIGHWAY SAFETY	245	\$69,186	171	\$69,238	74	\$69,064	65	\$75,941	30	\$75,992	35	\$75,897	178	\$66,724	139	\$67,787	39	\$62,933
2130	TRAFFIC MANAGEMENT	1,730	\$51,146	935	\$53,495	795	\$48,382	411	\$58,384	203	\$62,209	208	\$55,651	1,211	\$48,879	646	\$51,231	565	\$46,189
2150	TRANSPORTATION OPERATIONS	1,297	\$49,187	977	\$50,543	320	\$45,045	145	\$62,788	104	\$65,643	41	\$55,545	1,008	\$47,884	757	\$49,230	251	\$43,824
2152	AIR TRAFFIC CONTROL	23,926	\$76,592	20,558	\$77,313	3,368	\$72,190	1,186	\$84,389	974	\$85,228	212	\$80,532	22,528	\$76,347	19,399	\$77,100	3,129	\$71,678
2161	MARINE CARGO	46	\$44,032	37	\$43,570	9	\$45,929	1	\$59,961	1	\$59,961	37	\$44,703	29	\$44,256	8	\$46,323
2100	TRANSPORTATION	36,182	\$70,004	30,317	\$71,219	5,865	\$63,726	2,824	\$74,412	1,984	\$77,933	840	\$66,095	32,731	\$69,980	27,803	\$71,107	4,928	\$63,619
TOTAL ADMINISTRATIVE		530,924	\$57,816	303,538	\$60,982	227,386	\$53,589	116,185	\$66,358	54,907	\$72,201	61,278	\$61,123	397,816	\$55,586	236,453	\$58,786	161,363	\$50,897
TECHNICAL																			
0019	SAFETY TECHNICIAN	222	\$32,040	130	\$32,830	92	\$30,923	10	\$33,738	6	\$35,905	4	\$30,486	209	\$31,975	123	\$32,740	86	\$30,881
0021	COMMUNITY PLANNING TECHNICIAN	17	\$38,754	5	\$40,600	12	\$37,985	2	\$27,828	2	\$27,828	15	\$40,211	5	\$40,600	10	\$40,016
0025	PARK RANGER	405	\$19,364	234	\$19,419	171	\$19,289	11	\$22,434	7	\$22,286	4	\$22,692	394	\$19,278	227	\$19,330	167	\$19,208
0029	ENVIRONMENTAL PROTECTION ASSISTANT	439	\$31,585	166	\$31,675	273	\$31,531	11	\$32,648	3	\$29,655	8	\$33,771	411	\$31,886	148	\$32,506	263	\$31,537
0072	FINGERPRINT IDENTIFICATION	756	\$35,492	329	\$40,142	427	\$31,910	95	\$62,008	73	\$63,829	22	\$55,965	661	\$31,682	256	\$33,388	405	\$30,603
0090	GUIDE	352	\$22,548	190	\$23,201	162	\$21,782	15	\$27,510	10	\$26,507	5	\$29,518	328	\$22,367	176	\$22,023	152	\$21,608
0000	MISCELLANEOUS OCCUPATIONS	2,191	\$29,324	1,054	\$30,254	1,137	\$28,462	144	\$50,710	99	\$54,393	45	\$42,608	2,018	\$27,881	935	\$27,838	1,083	\$27,919
0102	SOCIAL SCIENCE AID AND TECHNICIAN	685	\$29,090	351	\$29,720	334	\$28,428	40	\$31,634	11	\$30,731	29	\$31,976	623	\$28,895	331	\$29,558	292	\$28,144
0119	ECONOMICS ASSISTANT	110	\$32,620	25	\$30,258	85	\$33,315	91	\$33,004	20	\$31,391	71	\$33,458	19	\$30,784	5	\$25,726	14	\$32,591
0181	PSYCHOLOGY AID AND TECHNICIAN	626	\$34,126	318	\$34,308	308	\$33,939	26	\$34,067	8	\$35,890	18	\$33,257	595	\$34,129	307	\$34,273	288	\$33,975
0186	SOCIAL SERVICES AID AND ASSISTANT	960	\$29,121	414	\$29,426	546	\$28,890	26	\$35,769	11	\$34,237	15	\$36,892	879	\$29,211	396	\$29,383	483	\$29,071
0189	RECREATION AID AND ASSISTANT	1,958	\$21,887	1,081	\$22,379	877	\$21,281	83	\$22,942	46	\$23,469	37	\$22,285	1,514	\$22,338	827	\$22,899	687	\$21,662
0100	SOCIAL SCIENCE, PSYCHOLOGY, AND WELFARE	4,339	\$26,663	2,189	\$26,712	2,150	\$26,613	266	\$30,032	96	\$28,221	170	\$31,055	3,630	\$27,104	1,866	\$27,335	1,764	\$26,861
0203	PERSONNEL CLERICAL AND ASSISTANCE	5,519	\$31,995	554	\$30,958	4,965	\$32,111	1,278	\$33,446	122	\$31,980	1,156	\$33,600	4,129	\$31,670	403	\$30,956	3,726	\$31,747
0204	MILITARY PERSONNEL CLERICAL AND TECHNICIAN	1,763	\$32,968	607	\$32,912	1,156	\$32,998	425	\$34,588	81	\$33,781	344	\$34,778	1,306	\$32,534	504	\$32,920	802	\$32,292
0200	PERSONNEL MANAGEMENT AND INDUSTRIAL RELATIONS	7,282	\$32,231	1,161	\$31,979	6,121	\$32,279	1,703	\$33,731	203	\$32,698	1,500	\$33,870	5,435	\$31,878	907	\$32,047	4,528	\$31,844
0303	MISCELLANEOUS CLERK AND ASSISTANT	34,328	\$32,430	6,528	\$32,449	27,800	\$32,426	8,079	\$34,697	1,070	\$32,871	7,009	\$34,975	25,424	\$31,865	5,046	\$32,751	20,378	\$31,645
0326	OFFICE AUTOMATION CLERICAL AND ASSISTANCE	5,732	\$26,740	616	\$26,086														

TABLE W-C2 FULL-TIME CIVILIAN WHITE-COLLAR EMPLOYMENT AND AVERAGE SALARY BY OCCUPATIONAL CATEGORY, OCCUPATION, MAJOR GEOGRAPHIC AREA, AND GENDER, SEPTEMBER 30, 1999

OCCUPATION WITHIN OCCUPATIONAL CATEGORY		ALL AREAS						WASHINGTON, DC-MD-VA-WV METROPOLITAN STATISTICAL AREA						UNITED STATES EXCLUDING WASHINGTON, DC-MD-VA-WV METROPOLITAN STATISTICAL AREA					
		TOTAL		MEN		WOMEN		TOTAL		MEN		WOMEN		TOTAL		MEN		WOMEN	
CODES	TITLES	EMPLOYMENT	AVERAGE SALARY	EMPLOYMENT	AVERAGE SALARY	EMPLOYMENT	AVERAGE SALARY	EMPLOYMENT	AVERAGE SALARY	EMPLOYMENT	AVERAGE SALARY	EMPLOYMENT	AVERAGE SALARY	EMPLOYMENT	AVERAGE SALARY	EMPLOYMENT	AVERAGE SALARY	EMPLOYMENT	AVERAGE SALARY
TECHNICAL																			
0344	MANAGEMENT AND PROGRAM CLERICAL AND ASSISTANCE	5,426	\$32,755	732	\$33,658	4,694	\$32,615	1,248	\$34,641	132	\$35,823	1,116	\$34,502	4,024	\$32,352	553	\$33,641	3,471	\$32,147
0361	EQUAL OPPORTUNITY ASSISTANCE	546	\$31,410	62	\$30,538	484	\$31,521	145	\$33,122	22	\$30,280	123	\$33,631	395	\$30,880	40	\$30,681	355	\$30,903
0390	TELECOMMUNICATIONS PROCESSING	710	\$29,970	418	\$30,642	292	\$29,007	151	\$35,147	80	\$35,097	71	\$35,204	550	\$28,605	330	\$29,686	220	\$26,985
0392	GENERAL TELECOMMUNICATIONS	807	\$33,026	464	\$33,714	343	\$32,095	97	\$37,471	51	\$37,795	46	\$37,112	694	\$32,569	401	\$33,417	293	\$31,407
0300	GENERAL ADMINISTRATION, CLERICAL, AND OFFICE SERVICES	55,792	\$31,932	11,915	\$32,419	43,877	\$31,800	12,015	\$34,247	2,007	\$33,674	10,008	\$34,362	42,318	\$31,458	9,267	\$32,511	33,051	\$31,163
0404	BIOLOGICAL SCIENCE TECHNICIAN	6,381	\$28,297	3,728	\$28,687	2,653	\$27,750	632	\$33,549	328	\$34,679	304	\$32,330	5,682	\$27,740	3,344	\$28,138	2,338	\$27,171
0421	PLANT PROTECTION TECHNICIAN	357	\$24,614	224	\$25,174	133	\$23,671	6	\$20,553	6	\$20,553	314	\$24,758	205	\$25,244	109	\$23,943
0455	RANGE TECHNICIAN	1,340	\$25,631	1,102	\$25,758	238	\$25,043	1,340	\$25,631	1,102	\$25,758	238	\$25,043
0458	SOIL CONSERVATION TECHNICIAN	1,429	\$30,835	1,162	\$31,595	267	\$27,526	3	\$36,452	2	\$38,173	1	\$33,009	1,413	\$30,851	1,149	\$31,609	264	\$27,554
0459	IRRIGATION SYSTEM OPERATION	125	\$28,324	124	\$28,336	1	\$26,880	125	\$28,324	124	\$28,336	1	\$26,880
0462	FORESTRY TECHNICIAN	13,293	\$27,076	10,590	\$27,489	2,703	\$25,456	2	\$54,520	2	\$54,520	13,280	\$27,076	10,578	\$27,489	2,702	\$25,460
0400	BIOLOGICAL SCIENCES	22,925	\$27,534	16,930	\$27,898	5,995	\$26,508	643	\$33,507	332	\$34,820	311	\$32,105	22,154	\$27,374	16,502	\$27,770	5,652	\$26,217
0503	FINANCIAL CLERICAL AND ASSISTANCE	3,901	\$32,445	791	\$32,140	3,110	\$32,523	422	\$33,825	72	\$32,862	350	\$34,022	3,421	\$32,346	689	\$32,216	2,732	\$32,378
0525	ACCOUNTING TECHNICIAN	15,829	\$29,904	3,396	\$29,308	12,433	\$30,067	1,232	\$33,199	193	\$33,160	1,039	\$33,207	14,074	\$29,796	3,063	\$29,218	11,011	\$29,957
0526	TAX TECHNICIAN	3,224	\$40,884	1,002	\$40,566	2,222	\$41,028	33	\$40,550	3	\$42,625	30	\$40,342	3,163	\$40,917	992	\$40,585	2,171	\$41,069
0544	CIVILIAN PAY	1,836	\$30,293	346	\$29,590	1,490	\$30,457	179	\$33,224	24	\$32,201	155	\$33,382	1,625	\$30,078	312	\$29,535	1,313	\$30,207
0545	MILITARY PAY	2,043	\$28,639	719	\$28,304	1,324	\$28,821	68	\$30,389	21	\$29,776	47	\$30,663	1,914	\$28,753	668	\$28,472	1,246	\$28,904
0561	BUDGET CLERICAL AND ASSISTANCE	2,655	\$31,715	318	\$31,358	2,337	\$31,764	305	\$34,076	27	\$34,651	278	\$34,200	2,238	\$31,616	260	\$31,532	1,978	\$31,628
0592	TAX EXAMINING	10,898	\$32,799	2,246	\$32,039	8,652	\$32,996	18	\$35,380	1	\$35,760	17	\$35,358	10,877	\$32,794	2,244	\$32,034	8,633	\$32,992
0593	INSURANCE ACCOUNTS	49	\$28,457	13	\$28,270	36	\$28,525	49	\$28,457	13	\$28,270	36	\$28,525
0500	ACCOUNTING AND BUDGET	40,435	\$31,876	8,831	\$31,535	31,604	\$31,971	2,257	\$33,477	341	\$33,030	1,916	\$33,556	37,361	\$31,910	8,241	\$31,627	29,120	\$31,990
0620	PRACTICAL NURSE	10,926	\$29,100	1,684	\$28,549	9,242	\$29,200	255	\$30,672	38	\$30,000	217	\$30,790	10,513	\$29,145	1,589	\$28,698	8,924	\$29,225
0621	NURSING ASSISTANT	10,189	\$25,062	3,342	\$25,107	6,847	\$25,040	323	\$25,712	53	\$26,617	270	\$25,534	9,749	\$25,094	3,202	\$25,193	6,547	\$25,046
0622	MEDICAL SUPPLY AIDE AND TECHNICIAN	2,017	\$27,033	1,147	\$26,624	870	\$27,573	70	\$29,791	27	\$29,403	43	\$30,035	1,910	\$26,969	1,089	\$26,588	821	\$27,474
0625	AUTOPSY ASSISTANT	45	\$26,562	39	\$26,713	6	\$25,586	5	\$30,836	4	\$32,068	1	\$25,908	37	\$26,080	32	\$26,167	5	\$25,522
0636	REHABILITATION THERAPY ASSISTANT	773	\$29,502	361	\$29,494	412	\$29,508	12	\$30,979	5	\$29,540	7	\$32,007	752	\$29,548	353	\$29,523	399	\$29,569
0640	HEALTH AID AND TECHNICIAN	5,876	\$28,635	2,479	\$29,297	3,397	\$28,151	230	\$31,631	101	\$32,193	129	\$31,191	5,519	\$28,567	2,313	\$29,231	3,206	\$28,088
0642	NUCLEAR MEDICINE TECHNICIAN	131	\$41,265	66	\$41,893	65	\$40,627	27	\$47,520	12	\$46,325	15	\$48,477	101	\$39,830	51	\$41,357	50	\$38,272
0645	MEDICAL TECHNICIAN	1,748	\$27,911	584	\$28,495	1,164	\$27,617	77	\$31,363	30	\$32,370	47	\$30,721	1,633	\$27,873	542	\$28,398	1,091	\$27,612
0646	PATHOLOGY TECHNICIAN	431	\$34,187	136	\$34,161	295	\$34,198	57	\$39,658	19	\$37,862	38	\$40,607	368	\$33,360	112	\$33,542	256	\$33,281
0647	DIAGNOSTIC RADIOLOGIC TECHNOLOGIST	2,963	\$35,675	1,511	\$36,251	1,452	\$35,075	122	\$42,819	63	\$41,710	59	\$43,897	2,799	\$35,493	1,427	\$36,128	1,372	\$34,832
0648	THERAPEUTIC RADIOLOGIC TECHNOLOGIST	131	\$43,278	48	\$43,752	83	\$43,003	8	\$46,906	1	\$41,595	7	\$47,665	120	\$43,260	45	\$44,242	75	\$42,670
0649	MEDICAL INSTRUMENT TECHNICIAN	1,917	\$34,091	776	\$34,200	1,141	\$34,018	90	\$40,374	42	\$38,811	48	\$41,741	1,799	\$33,827	716	\$34,008	1,083	\$33,707
0650	MEDICAL TECHNICAL ASSISTANT	1	\$42,936	1	\$42,936
0651	RESPIRATORY THERAPIST	361	\$33,540	201	\$33,917	160	\$33,067	15	\$38,900	8	\$37,452	7	\$40,554	343	\$33,320	190	\$33,801	153	\$32,724
0661	PHARMACY TECHNICIAN	3,337	\$26,600	1,021	\$26,811	2,316	\$26,507	93	\$28,012	35	\$28,621	58	\$27,645	3,181	\$26,613	966	\$26,783	2,215	\$26,539
0664	RESTORATION TECHNICIAN	12	\$46,229	10	\$46,158	2	\$46,582	12	\$46,229	10	\$46,158	2	\$46,582
0667	ORTHOTIST AND PROSTHETIST	205	\$43,095	192	\$43,431	13	\$38,125	10	\$47,497	10	\$47,497	190	\$42,931	177	\$43,284	13	\$38,125
0672	PROSTHETIC REPRESENTATIVE	186	\$49,934	118	\$53,213	68	\$44,244	4	\$48,063	2	\$54,307	2	\$41,820	181	\$50,008	115	\$53,274	66	\$44,318
0675	MEDICAL RECORDS TECHNICIAN	3,287	\$27,593	532	\$27,018	2,755	\$27,704	178	\$29,654	38	\$29,197	140	\$29,778	3,041	\$27,547	480	\$26,926	2,561	\$27,664
0681	DENTAL ASSISTANT	2,769	\$25,034	212	\$23,966	2,557	\$25,123	90	\$29,477	10	\$27,898	80	\$29,675	2,424	\$25,504	176	\$24,422	2,248	\$25,589
0682	DENTAL HYGIENE	332	\$33,135	13	\$32,671	319	\$33,154	16	\$37,172	16	\$37,872	302	\$33,177	13	\$32,671	289	\$33,200
0683	DENTAL LABORATORY AID AND TECHNICIAN	555	\$36,838	450	\$37,365	105	\$34,581	46	\$36,829	39	\$37,245	7	\$34,511	490	\$37,010	394	\$37,588	96	\$34,640
0698	ENVIRONMENTAL HEALTH TECHNICIAN	105	\$34,637	78	\$35,558	27	\$31,977	103	\$34,769	77	\$35,672	26	\$32,095
0600	MEDICAL, HOSPITAL, DENTAL, AND PUBLIC HEALTH	48,297	\$28,582	15,000	\$29,536	33,297	\$28,152	1,728	\$31,997	537	\$33,796	1,191	\$31,186	45,568	\$28,569	14,069	\$29,497	31,499	\$28,154
0704	ANIMAL HEALTH TECHNICIAN	318	\$36,686	264	\$37,166	54	\$34,336	9	\$37,495	4	\$38,497	5	\$36,694	297	\$36,662	248	\$37,170	49	\$34,095
0700	VETERINARY MEDICAL SCIENCE	318	\$36,686	264	\$37,166	54	\$34,336	9	\$37,495	4	\$38,497	5	\$36,694	297	\$36,662	248	\$37,170	49	\$34,095
0802	ENGINEERING TECHNICIAN	17,552	\$46,592	15,728	\$47,372	1,824	\$39,857	1,213	\$51,687	1,100	\$52,310	113	\$45,620	16,100	\$46,292	14,409	\$47,082	1,691	\$39,563
0809	CONSTRUCTION CONTROL	2,317	\$43,803	2,228	\$44,001	89	\$38,841	94	\$55,441	89	\$55,254	5	\$58,757	2,101	\$43,414	2,021	\$43,637	80	\$37,761
0817	SURVEYING TECHNICIAN	622	\$29,202	586	\$29,499	36	\$24,362	4	\$24,711	4	\$24,711	615	\$29,249	580	\$29,539	35	\$24,442
0818	ENGINEERING DRAFTING	287	\$30,497	227	\$30,576	60	\$30,197	24	\$35,638	16	\$34,921	8	\$37,074	254	\$30,229	202	\$30,510	52	\$29,139
0856	ELECTRONICS TECHNICIAN	9,529	\$51,080	9,033	\$51,333	496	\$46,475	693	\$56,715	658	\$57,099	35	\$49,497	8,589	\$50,724	8,136	\$50,968	453	\$46,347
0895	INDUSTRIAL ENGINEERING TECHNICIAN	1,093	\$47,072	887	\$47,804	206	\$43,919	1	\$52,317	1	\$52,317	...							

TABLE W-C2 FULL-TIME CIVILIAN WHITE-COLLAR EMPLOYMENT AND AVERAGE SALARY BY OCCUPATIONAL CATEGORY, OCCUPATION, MAJOR GEOGRAPHIC AREA, AND GENDER, SEPTEMBER 30, 1999

OCCUPATION WITHIN OCCUPATIONAL CATEGORY		ALL AREAS						WASHINGTON, DC-MD-VA-WV METROPOLITAN STATISTICAL AREA						UNITED STATES EXCLUDING WASHINGTON, DC-MD-VA-WV METROPOLITAN STATISTICAL AREA					
		TOTAL		MEN		WOMEN		TOTAL		MEN		WOMEN		TOTAL		MEN		WOMEN	
CODES	TITLES	EMPLOYMENT	AVERAGE SALARY	EMPLOYMENT	AVERAGE SALARY	EMPLOYMENT	AVERAGE SALARY	EMPLOYMENT	AVERAGE SALARY	EMPLOYMENT	AVERAGE SALARY	EMPLOYMENT	AVERAGE SALARY	EMPLOYMENT	AVERAGE SALARY	EMPLOYMENT	AVERAGE SALARY	EMPLOYMENT	AVERAGE SALARY
TECHNICAL																			
0963	LEGAL INSTRUMENTS EXAMINING	2,636	\$33,802	575	\$33,646	2,061	\$33,845	960	\$33,585	178	\$32,197	782	\$33,901	1,661	\$33,945	395	\$34,333	1,266	\$33,825
0986	LEGAL CLERICAL AND ASSISTANCE	5,628	\$35,016	334	\$33,764	5,294	\$35,096	1,110	\$35,275	89	\$33,183	1,021	\$35,457	4,451	\$34,991	237	\$34,081	4,214	\$35,043
0990	GENERAL CLAIMS EXAMINING	3,782	\$39,356	884	\$39,436	2,898	\$39,332	91	\$38,608	17	\$37,771	74	\$38,800	3,685	\$39,384	865	\$39,482	2,820	\$39,354
0992	LOSS AND DAMAGE CLAIMS EXAMINING	112	\$33,168	27	\$33,203	85	\$33,157	3	\$51,396	3	\$51,396	104	\$32,991	25	\$33,795	79	\$32,737
0994	UNEMPLOYMENT COMPENSATION CLAIMS EXAMINING	30	\$35,174	9	\$35,645	21	\$34,972	30	\$35,174	9	\$35,645	21	\$34,972
0995	DEPENDENTS AND ESTATES CLAIMS EXAMINING	24	\$38,072	6	\$36,591	18	\$38,565	1	\$82,284	1	\$82,284	23	\$36,149	6	\$36,591	17	\$35,994
0900	LEGAL AND KINDRED	35,462	\$34,177	7,979	\$33,792	27,483	\$34,289	2,491	\$34,627	350	\$33,057	2,141	\$33,883	32,646	\$34,170	7,526	\$33,863	25,120	\$34,263
1001	GENERAL ARTS AND INFORMATION	680	\$34,959	238	\$35,429	442	\$34,705	265	\$35,637	90	\$35,523	175	\$35,695	398	\$34,492	136	\$35,257	262	\$34,096
1010	EXHIBITS SPECIALIST	387	\$45,331	319	\$45,269	68	\$45,620	209	\$47,662	161	\$47,682	48	\$47,595	177	\$42,690	158	\$42,811	19	\$41,691
1016	MUSEUM SPECIALIST AND TECHNICIAN	838	\$40,353	399	\$41,072	439	\$39,698	532	\$44,873	253	\$45,409	279	\$44,387	303	\$32,525	144	\$33,590	159	\$31,561
1020	ILLUSTRATING	488	\$41,969	297	\$42,277	191	\$41,490	58	\$46,253	22	\$46,720	36	\$45,968	407	\$41,554	262	\$42,353	145	\$41,231
1060	PHOTOGRAPHY	1,074	\$42,685	839	\$43,562	235	\$39,554	319	\$45,920	232	\$47,447	87	\$41,850	737	\$41,549	592	\$42,331	145	\$38,356
1087	EDITORIAL ASSISTANCE	460	\$32,000	28	\$30,908	432	\$32,070	110	\$33,992	11	\$31,559	99	\$34,263	348	\$31,407	17	\$30,486	331	\$31,455
1000	INFORMATION AND ARTS	3,927	\$39,769	2,120	\$42,090	1,807	\$37,047	1,493	\$43,100	769	\$45,182	724	\$40,888	2,370	\$37,876	1,309	\$40,543	1,061	\$34,585
1101	GENERAL BUSINESS AND INDUSTRY	6,480	\$33,114	1,617	\$35,085	4,863	\$32,458	463	\$35,430	113	\$35,160	350	\$35,517	5,825	\$32,988	1,406	\$35,245	4,419	\$32,269
1105	PURCHASING	3,832	\$31,687	800	\$31,134	3,032	\$31,833	450	\$35,431	78	\$34,325	372	\$35,664	3,309	\$31,273	695	\$30,942	2,614	\$31,362
1106	PROCUREMENT CLERICAL AND TECHNICIAN	2,482	\$31,418	261	\$31,729	2,221	\$31,381	436	\$32,321	40	\$31,938	396	\$32,360	2,003	\$31,332	211	\$31,975	1,792	\$31,256
1107	PROPERTY DISPOSAL CLERICAL AND TECHNICIAN	146	\$31,389	37	\$32,343	109	\$31,065	10	\$34,564	4	\$34,835	6	\$34,384	132	\$31,266	29	\$32,665	103	\$30,872
1152	PRODUCTION CONTROL	4,389	\$43,026	3,290	\$44,679	1,099	\$38,077	88	\$43,198	46	\$46,753	42	\$39,305	4,241	\$43,067	3,194	\$44,701	1,047	\$38,083
1100	BUSINESS AND INDUSTRY	17,329	\$35,051	6,005	\$39,652	11,324	\$32,611	1,447	\$34,960	281	\$36,363	1,166	\$34,622	15,510	\$35,149	5,535	\$40,023	9,975	\$32,445
1202	PATENT TECHNICIAN	13	\$50,500	2	\$52,927	11	\$50,058	12	\$52,069	2	\$52,927	10	\$51,897	1	\$31,675	1	\$31,675
1211	COPYRIGHT TECHNICIAN	76	\$36,689	44	\$37,310	32	\$35,836	76	\$36,689	44	\$37,310	32	\$35,836
1200	COPYRIGHT, PATENT, AND TRADE-MARK	89	\$38,707	46	\$37,989	43	\$39,474	88	\$38,787	46	\$37,989	42	\$39,660	1	\$31,675	1	\$31,675
1311	PHYSICAL SCIENCE TECHNICIAN	2,271	\$39,992	1,587	\$41,994	684	\$35,349	313	\$44,248	230	\$46,093	83	\$39,137	1,942	\$39,401	1,348	\$41,380	594	\$34,909
1316	HYDROLOGIC TECHNICIAN	1,500	\$35,355	1,254	\$36,321	246	\$30,426	3	\$45,968	2	\$55,198	1	\$27,508	1,464	\$35,432	1,224	\$36,420	240	\$30,394
1341	METEOROLOGIC TECHNICIAN	987	\$45,118	886	\$45,599	101	\$40,893	18	\$45,863	12	\$48,837	6	\$39,916	950	\$45,173	855	\$45,642	95	\$40,954
1371	CARTOGRAPHIC TECHNICIAN	1,094	\$35,983	670	\$37,695	424	\$33,278	77	\$42,038	57	\$42,207	20	\$41,555	1,014	\$35,543	611	\$37,289	403	\$32,897
1374	GEODETIC TECHNICIAN	52	\$49,567	35	\$51,846	17	\$44,875	25	\$47,450	8	\$52,921	17	\$44,875	27	\$51,528	27	\$51,528
1300	PHYSICAL SCIENCES	5,904	\$39,012	4,432	\$40,538	1,472	\$34,420	436	\$44,120	309	\$45,719	127	\$40,231	5,397	\$38,676	4,065	\$40,235	1,332	\$33,918
1411	LIBRARY TECHNICIAN	2,459	\$30,349	661	\$30,261	1,798	\$30,382	1,199	\$33,128	413	\$32,300	786	\$33,563	1,091	\$28,614	192	\$28,188	899	\$28,705
1421	ARCHIVES TECHNICIAN	487	\$45,490	237	\$48,892	250	\$44,264	254	\$46,099	124	\$47,978	130	\$44,248	232	\$44,884	112	\$49,994	120	\$40,114
1400	LIBRARY AND ARCHIVES	2,946	\$32,852	898	\$35,178	2,048	\$31,832	1,453	\$35,390	537	\$35,920	916	\$35,079	1,323	\$31,467	304	\$36,222	1,019	\$30,049
1521	MATHEMATICS TECHNICIAN	14	\$38,269	5	\$26,956	9	\$44,554	2	\$57,743	2	\$57,743	12	\$35,024	5	\$26,956	7	\$40,786
1531	STATISTICAL ASSISTANT	492	\$35,213	52	\$36,615	440	\$35,047	223	\$37,296	25	\$38,673	198	\$37,111	268	\$33,516	27	\$34,710	241	\$33,382
1541	CRYPTANALYSIS	22	\$62,374	7	\$65,076	15	\$61,114	22	\$62,374	7	\$65,076	15	\$61,114
1500	MATHEMATICS AND STATISTICS	528	\$36,425	64	\$38,974	464	\$36,074	247	\$39,686	32	\$44,449	215	\$38,977	280	\$33,580	32	\$33,498	248	\$33,591
1670	EQUIPMENT SPECIALIST	1,330	\$39,913	1,122	\$40,186	208	\$38,440	20	\$37,283	15	\$36,237	5	\$40,418	1,284	\$40,040	1,085	\$40,327	199	\$38,471
1600	EQUIPMENT, FACILITIES, AND SERVICES	1,330	\$39,913	1,122	\$40,186	208	\$38,440	20	\$37,283	15	\$36,237	5	\$40,418	1,284	\$40,040	1,085	\$40,327	199	\$38,471
1702	EDUCATION AND TRAINING TECHNICIAN	7,335	\$25,272	1,227	\$28,982	6,108	\$24,527	361	\$27,773	23	\$30,552	338	\$27,584	5,932	\$25,850	1,086	\$29,498	4,846	\$25,033
1700	EDUCATION	7,335	\$25,272	1,227	\$28,982	6,108	\$24,527	361	\$27,773	23	\$30,552	338	\$27,584	5,932	\$25,850	1,086	\$29,498	4,846	\$25,033
1802	COMPLIANCE INSPECTION AND SUPPORT	6,720	\$34,158	2,959	\$36,071	3,761	\$32,654	354	\$36,076	180	\$38,248	174	\$33,829	6,241	\$34,123	2,708	\$36,054	3,533	\$32,642
1862	CONSUMER SAFETY INSPECTION	2,869	\$40,166	2,271	\$40,653	598	\$38,317	13	\$40,696	7	\$40,544	6	\$40,874	2,821	\$40,179	2,236	\$40,664	585	\$38,323
1863	FOOD INSPECTION	3,878	\$31,968	2,282	\$32,572	1,596	\$31,105	3	\$46,804	3	\$46,804	3,854	\$31,961	2,261	\$32,566	1,593	\$31,102
1897	CUSTOMS AID	429	\$34,199	125	\$35,563	304	\$33,639	7	\$36,121	7	\$36,121	408	\$34,302	122	\$35,685	286	\$33,712
1800	INVESTIGATION	13,896	\$34,789	7,637	\$36,380	6,259	\$32,848	377	\$36,321	190	\$38,467	187	\$34,141	13,324	\$34,785	7,327	\$36,378	5,997	\$32,838
1980	AGRICULTURAL COMMODITY GRADING	1,900	\$39,611	1,271	\$42,475	629	\$33,823	35	\$60,848	27	\$64,701	8	\$47,844	1,862	\$39,194	1,241	\$41,972	621	\$33,642
1981	AGRICULTURAL COMMODITY AID	170	\$25,756	115	\$26,871	55	\$23,424	1	\$25,139	1	\$25,139	169	\$25,759	115	\$26,871	54	\$23,392
1900	QUALITY ASSURANCE, INSPECTION, AND GRADING	2,070	\$38,473	1,386	\$41,180	684	\$32,987	36	\$59,856	27	\$64,701	9	\$45,322	2,031	\$38,076	1,356	\$40,691	675	\$32,822
2001	GENERAL SUPPLY	1,942	\$38,002	974	\$38,453	968	\$37,549	101	\$37,831	51	\$37,635	50	\$38,030	1,763	\$38,136	855	\$38,744	908	\$37,564
2005	SUPPLY CLERICAL AND TECHNICIAN	12,592	\$30,022	5,585	\$30,223	7,007	\$29,862	873	\$31,588	370	\$31,663	503	\$31,532	11,312	\$30,033	4,921	\$30,345	6,391	\$29,793
2000	SUPPLY	14,534	\$31,089	6,55															

TABLE W-C2 FULL-TIME CIVILIAN WHITE-COLLAR EMPLOYMENT AND AVERAGE SALARY BY OCCUPATIONAL CATEGORY, OCCUPATION, MAJOR GEOGRAPHIC AREA, AND GENDER, SEPTEMBER 30, 1999

OCCUPATION WITHIN OCCUPATIONAL CATEGORY		ALL AREAS						WASHINGTON, DC-MD-VA-WV METROPOLITAN STATISTICAL AREA						UNITED STATES EXCLUDING WASHINGTON, DC-MD-VA-WV METROPOLITAN STATISTICAL AREA					
		TOTAL		MEN		WOMEN		TOTAL		MEN		WOMEN		TOTAL		MEN		WOMEN	
CODES	TITLES	EMPLOYMENT	AVERAGE SALARY	EMPLOYMENT	AVERAGE SALARY	EMPLOYMENT	AVERAGE SALARY	EMPLOYMENT	AVERAGE SALARY	EMPLOYMENT	AVERAGE SALARY	EMPLOYMENT	AVERAGE SALARY	EMPLOYMENT	AVERAGE SALARY	EMPLOYMENT	AVERAGE SALARY	EMPLOYMENT	AVERAGE SALARY
TECHNICAL																			
2131	FREIGHT RATE	429	\$36,353	130	\$37,613	299	\$35,805	43	\$36,642	11	\$37,829	32	\$36,234	379	\$36,022	115	\$37,068	264	\$35,566
2135	TRANSPORTATION LOSS AND DAMAGE CLAIMS EXAMINING	119	\$30,882	26	\$30,801	93	\$30,904	3	\$38,291	1	\$48,856	2	\$33,009	115	\$30,760	25	\$30,079	90	\$30,949
2144	CARGO SCHEDULING	42	\$34,724	29	\$34,976	13	\$34,162	34	\$35,012	21	\$35,538	13	\$34,162
2154	AIR TRAFFIC ASSISTANCE	489	\$34,135	362	\$34,281	127	\$33,718	9	\$35,812	9	\$35,812	461	\$34,283	337	\$34,485	124	\$33,734
2181	AIRCRAFT OPERATION	2,668	\$63,999	2,637	\$64,091	31	\$56,165	43	\$68,180	42	\$68,237	1	\$65,763	2,582	\$64,075	2,552	\$64,172	30	\$55,845
2183	AIR NAVIGATION	318	\$55,872	312	\$56,071	6	\$45,501	5	\$50,758	5	\$50,758	311	\$56,003	305	\$56,210	6	\$45,501
2185	AIRCREW TECHNICIAN	1,032	\$41,895	1,001	\$41,975	31	\$39,288	29	\$41,025	28	\$40,770	1	\$48,173	990	\$41,998	961	\$42,087	29	\$39,033
2100	TRANSPORTATION	8,744	\$43,296	5,626	\$50,141	3,118	\$30,945	328	\$39,289	139	\$46,636	189	\$33,886	8,114	\$43,910	5,286	\$50,849	2,828	\$30,940
TOTAL TECHNICAL		327,073	\$33,479	131,134	\$36,659	195,939	\$31,351	30,545	\$36,049	8,626	\$40,311	21,919	\$34,372	288,809	\$33,373	118,947	\$36,578	169,862	\$31,128
CLERICAL																			
0072	FINGERPRINT IDENTIFICATION	62	\$24,443	25	\$24,338	37	\$24,514	1	\$22,948	1	\$22,948	61	\$24,468	24	\$24,396	37	\$24,514
0086	SECURITY CLERICAL AND ASSISTANCE	1,512	\$29,958	506	\$29,180	1,006	\$30,348	310	\$32,426	87	\$31,993	223	\$32,594	1,152	\$29,554	386	\$29,033	766	\$29,816
0000	MISCELLANEOUS OCCUPATIONS	1,574	\$29,740	531	\$28,952	1,043	\$30,141	311	\$32,395	88	\$31,890	223	\$32,594	1,213	\$29,298	410	\$28,761	803	\$29,572
0134	INTELLIGENCE AID AND CLERK	321	\$33,952	48	\$32,566	273	\$34,196	136	\$37,101	18	\$36,496	118	\$37,193	176	\$31,868	25	\$30,888	151	\$32,030
0100	SOCIAL SCIENCE, PSYCHOLOGY, AND WELFARE	321	\$33,952	48	\$32,566	273	\$34,196	136	\$37,101	18	\$36,496	118	\$37,193	176	\$31,868	25	\$30,888	151	\$32,030
0203	PERSONNEL CLERICAL AND ASSISTANCE	2,389	\$24,775	388	\$24,318	2,001	\$24,864	220	\$24,920	44	\$24,671	176	\$24,982	2,061	\$24,942	317	\$24,484	1,744	\$25,025
0204	MILITARY PERSONNEL CLERICAL AND TECHNICIAN	5,061	\$26,000	1,524	\$25,467	3,537	\$26,230	304	\$28,358	75	\$27,659	229	\$28,586	4,562	\$26,031	1,352	\$25,559	3,210	\$26,230
0200	PERSONNEL MANAGEMENT AND INDUSTRIAL RELATIONS	7,450	\$25,607	1,912	\$25,234	5,538	\$25,736	524	\$26,914	119	\$26,555	405	\$27,020	6,623	\$25,692	1,669	\$25,355	4,954	\$25,806
0302	MESSENGER	78	\$26,350	63	\$25,530	15	\$29,792	12	\$29,552	10	\$23,672	2	\$58,950	66	\$25,768	53	\$25,881	13	\$25,306
0303	MISCELLANEOUS CLERK AND ASSISTANT	30,105	\$23,594	7,331	\$23,650	22,774	\$23,576	2,576	\$21,955	721	\$21,911	1,855	\$21,972	26,284	\$23,888	6,111	\$24,044	20,173	\$23,841
0304	INFORMATION RECEPTIONIST	884	\$22,517	172	\$22,591	712	\$22,499	58	\$24,353	12	\$26,331	46	\$23,837	809	\$22,433	153	\$22,493	656	\$22,419
0305	MAIL AND FILE	10,206	\$24,598	4,564	\$24,108	5,642	\$24,994	1,546	\$29,393	676	\$27,322	870	\$31,002	8,339	\$23,884	3,679	\$23,707	4,660	\$24,023
0309	CORRESPONDENCE CLERK	254	\$26,534	48	\$24,647	206	\$26,974	42	\$29,934	8	\$26,454	34	\$30,752	212	\$25,861	40	\$24,285	172	\$26,227
0312	CLERK-STENOGRAPHER AND REPORTER	72	\$30,484	4	\$38,721	68	\$29,999	3	\$36,435	3	\$36,435	54	\$30,262	1	\$32,196	53	\$30,226
0313	WORK UNIT SUPERVISING	160	\$37,182	7	\$35,862	153	\$37,242	8	\$40,307	8	\$40,307	151	\$37,094	7	\$35,862	144	\$37,154
0318	SECRETARY	54,404	\$30,767	1,416	\$27,789	52,988	\$30,847	13,203	\$34,339	298	\$30,620	12,905	\$34,425	38,728	\$29,665	956	\$27,183	37,772	\$29,728
0319	CLOSED MICROPHONE REPORTING	114	\$37,218	19	\$38,550	95	\$36,951	6	\$38,676	2	\$34,705	4	\$40,662	93	\$37,265	14	\$38,892	79	\$36,977
0322	CLERK-TYPIST	2,227	\$26,531	423	\$29,743	1,804	\$25,778	434	\$29,965	118	\$36,506	316	\$27,523	975	\$23,971	106	\$23,814	869	\$23,990
0326	OFFICE AUTOMATION CLERICAL AND ASSISTANCE	7,738	\$21,751	1,263	\$21,484	6,475	\$21,803	1,572	\$21,189	342	\$20,646	1,230	\$21,339	5,893	\$22,036	876	\$21,960	5,017	\$22,049
0335	COMPUTER CLERK AND ASSISTANT	399	\$21,751	179	\$20,675	220	\$21,842	120	\$21,005	52	\$20,180	68	\$21,636	277	\$21,475	126	\$20,897	151	\$21,957
0344	MANAGEMENT AND PROGRAM CLERICAL AND ASSISTANCE	873	\$26,085	163	\$25,831	710	\$26,143	67	\$25,553	16	\$24,772	51	\$25,798	758	\$26,291	129	\$26,035	629	\$26,344
0350	EQUIPMENT OPERATOR	1,126	\$25,369	623	\$25,727	503	\$24,925	131	\$26,883	82	\$27,477	49	\$25,889	979	\$25,237	532	\$25,524	447	\$24,896
0351	PRINTING CLERICAL	149	\$27,022	35	\$26,112	114	\$27,302	84	\$28,210	17	\$26,840	67	\$28,558	48	\$27,233	12	\$27,226	36	\$27,236
0356	DATA TRANSCRIBER	2,312	\$24,050	229	\$24,179	2,083	\$24,036	34	\$26,369	3	\$22,896	31	\$26,705	2,276	\$24,018	225	\$24,213	2,051	\$23,997
0357	CODING	141	\$27,372	26	\$27,122	115	\$27,428	24	\$30,951	5	\$31,484	19	\$30,811	117	\$26,638	21	\$26,084	96	\$26,759
0382	TELEPHONE OPERATING	1,213	\$23,665	352	\$23,753	861	\$23,629	75	\$28,236	12	\$27,538	63	\$28,369	1,031	\$23,728	293	\$24,115	738	\$23,574
0394	COMMUNICATIONS CLERICAL	208	\$27,589	46	\$27,611	162	\$27,582	32	\$31,164	5	\$34,843	27	\$30,483	167	\$27,230	37	\$27,384	130	\$27,186
0300	GENERAL ADMINISTRATION, CLERICAL, AND OFFICE SERVICES	112,663	\$27,174	16,963	\$24,230	95,700	\$27,695	20,027	\$30,971	2,379	\$25,423	17,648	\$31,719	87,257	\$26,403	13,371	\$24,118	73,886	\$26,817
0503	FINANCIAL CLERICAL AND ASSISTANCE	1,994	\$25,317	469	\$25,190	1,525	\$25,356	56	\$25,521	10	\$24,981	46	\$25,639	1,920	\$25,339	455	\$25,197	1,465	\$25,383
0525	ACCOUNTING TECHNICIAN	15	\$21,357	7	\$23,298	8	\$19,659	3	\$21,704	1	\$22,944	2	\$21,084	12	\$21,271	6	\$23,357	6	\$19,184
0530	CASH PROCESSING	1,131	\$25,387	201	\$25,783	930	\$25,302	27	\$28,456	3	\$29,204	24	\$28,363	1,003	\$25,783	178	\$26,195	825	\$25,694
0540	VOUCHER EXAMINING	1,802	\$27,458	530	\$26,970	1,272	\$27,661	210	\$31,278	39	\$30,783	171	\$31,390	1,528	\$27,089	465	\$26,800	1,063	\$27,216
0544	CIVILIAN PAY	84	\$23,799	15	\$23,606	69	\$23,841	1	\$24,478	1	\$24,478	82	\$23,857	15	\$23,606	67	\$23,913
0545	MILITARY PAY	126	\$22,010	43	\$21,441	83	\$22,305	125	\$22,020	43	\$21,441	82	\$22,323
0561	BUDGET CLERICAL AND ASSISTANCE	528	\$26,120	92	\$26,311	436	\$26,079	20	\$26,900	6	\$26,262	14	\$27,173	475	\$26,324	79	\$26,596	396	\$26,270
0592	TAX EXAMINING	2,745	\$24,549	662	\$23,983	2,083	\$24,729	4	\$26,774	4	\$26,774	2,739	\$24,545	661	\$23,979	2,078	\$24,726
0500	ACCOUNTING AND BUDGET	8,425	\$25,513	2,019	\$25,274	6,406	\$25,588	321	\$29,596	59	\$29,127	262	\$29,702	7,884	\$25,444	1,902	\$25,214	5,982	\$25,517
0679	MEDICAL CLERK	9,361	\$24,399	1,911	\$24,134	7,450	\$24,466	321	\$25,510	52	\$25,212	269	\$25,567	8,800	\$24,458	1,776	\$24,229	7,024	\$24,516
0600	MEDICAL, HOSPITAL, DENTAL, AND PUBLIC HEALTH	9,361	\$24,399	1,911	\$24,134	7,450	\$24,466	321	\$25,510	52	\$25,212	269	\$25,567	8,800	\$24,458	1,776	\$24,229	7,024	\$24,516
0986	LEGAL CLERICAL AND ASSISTANCE	3,770	\$27,275	533	\$26,326	3,237	\$27,432	622	\$26,277	168	\$25,677	454	\$26,499	3,093	\$27,514	358	\$26,653	2,735	\$27,627
0998	CLAIMS CLERICAL	4,690	\$28,075	869	\$27,215	3,821	\$28,270	62	\$28,604	12	\$26,993	50	\$28,990	4,600	\$28,101	843	\$27,293	3,757	\$28,282
0900	LEGAL AND KINDRED	8,460	\$27,719	1,402	\$26,877	7,058	\$27,886	684	\$26,488	180	\$25,764	504	\$26,746	7,693	\$27,865	1,201	\$27,103	6,492	\$28,006

TABLE W-C2 FULL-TIME CIVILIAN WHITE-COLLAR EMPLOYMENT AND AVERAGE SALARY BY OCCUPATIONAL CATEGORY, OCCUPATION, MAJOR GEOGRAPHIC AREA, AND GENDER, SEPTEMBER 30, 1999

OCCUPATION WITHIN OCCUPATIONAL CATEGORY		ALL AREAS						WASHINGTON, DC-MD-VA-WV METROPOLITAN STATISTICAL AREA						UNITED STATES EXCLUDING WASHINGTON, DC-MD-VA-WV METROPOLITAN STATISTICAL AREA					
		TOTAL		MEN		WOMEN		TOTAL		MEN		WOMEN		TOTAL		MEN		WOMEN	
		EMPLOYMENT	AVERAGE SALARY	EMPLOYMENT	AVERAGE SALARY	EMPLOYMENT	AVERAGE SALARY	EMPLOYMENT	AVERAGE SALARY	EMPLOYMENT	AVERAGE SALARY	EMPLOYMENT	AVERAGE SALARY	EMPLOYMENT	AVERAGE SALARY	EMPLOYMENT	AVERAGE SALARY	EMPLOYMENT	AVERAGE SALARY
CODES	TITLES																		
CLERICAL																			
1001	GENERAL ARTS AND INFORMATION	467	\$24,521	137	\$24,183	330	\$24,661	30	\$25,167	9	\$24,104	21	\$25,623	430	\$24,540	122	\$24,383	308	\$24,602
1021	OFFICE DRAFTING	3	\$24,507	3	\$24,507	3	\$24,507	3	\$24,507	
1046	LANGUAGE CLERICAL	45	\$27,596	7	\$22,561	38	\$28,523	2	\$31,634	2	\$31,634	28	\$29,548	1	\$19,481	27	\$29,921
1087	EDITORIAL ASSISTANCE	164	\$26,357	13	\$26,242	151	\$26,367	14	\$25,705	2	\$24,361	12	\$25,929	149	\$26,457	11	\$26,584	138	\$26,447
1000	INFORMATION AND ARTS	679	\$25,168	160	\$24,286	519	\$25,440	46	\$25,612	11	\$24,151	35	\$26,072	610	\$25,238	137	\$24,526	473	\$25,444
1101	GENERAL BUSINESS AND INDUSTRY	1,183	\$24,872	203	\$24,965	980	\$24,853	29	\$28,310	5	\$29,297	24	\$28,104	1,108	\$24,975	186	\$25,168	922	\$24,937
1106	PROCUREMENT CLERICAL AND TECHNICIAN	1,591	\$26,356	253	\$26,203	1,338	\$26,385	67	\$26,538	13	\$26,573	54	\$26,529	1,468	\$26,506	227	\$26,400	1,241	\$26,525
1107	PROPERTY DISPOSAL CLERICAL AND TECHNICIAN	124	\$26,750	34	\$26,950	90	\$26,674	3	\$26,467	2	\$26,443	1	\$26,516	116	\$26,979	29	\$27,484	87	\$26,810
1100	BUSINESS AND INDUSTRY	2,898	\$25,767	490	\$25,742	2,408	\$25,772	99	\$27,055	20	\$27,241	79	\$27,007	2,692	\$25,896	442	\$25,953	2,250	\$25,885
1421	ARCHIVES TECHNICIAN	820	\$23,231	333	\$23,209	487	\$23,247	181	\$25,080	94	\$24,782	87	\$25,402	637	\$22,710	238	\$22,592	399	\$22,780
1400	LIBRARY AND ARCHIVES	820	\$23,231	333	\$23,209	487	\$23,247	181	\$25,080	94	\$24,782	87	\$25,402	637	\$22,710	238	\$22,592	399	\$22,780
1531	STATISTICAL ASSISTANT	880	\$23,859	125	\$22,902	755	\$24,018	74	\$28,399	12	\$27,765	62	\$28,521	799	\$23,452	110	\$22,336	689	\$23,630
1500	MATHEMATICS AND STATISTICS	880	\$23,859	125	\$22,902	755	\$24,018	74	\$28,399	12	\$27,765	62	\$28,521	799	\$23,452	110	\$22,336	689	\$23,630
1802	COMPLIANCE INSPECTION AND SUPPORT	832	\$25,436	307	\$25,812	525	\$25,215	26	\$25,319	9	\$26,115	17	\$24,898	774	\$25,507	278	\$25,909	496	\$25,282
1897	CUSTOMS AID	526	\$26,172	182	\$26,048	344	\$26,238	2	\$28,880	1	\$27,230	1	\$30,530	510	\$26,225	174	\$26,143	336	\$26,267
1800	INVESTIGATION	1,358	\$25,721	489	\$25,900	869	\$25,620	28	\$25,574	10	\$26,227	18	\$25,211	1,284	\$25,792	452	\$25,999	832	\$25,680
2001	GENERAL SUPPLY	64	\$26,768	26	\$25,341	38	\$27,744	2	\$26,648	1	\$26,648	1	\$26,648	62	\$26,772	25	\$25,289	37	\$27,774
2005	SUPPLY CLERICAL AND TECHNICIAN	1,660	\$23,430	727	\$23,866	933	\$23,090	43	\$23,412	24	\$23,061	19	\$23,855	1,532	\$23,622	656	\$24,166	876	\$23,214
2091	SALES STORE CLERICAL	2,235	\$21,062	204	\$21,118	2,031	\$21,057	136	\$22,868	10	\$23,234	126	\$22,839	1,850	\$21,196	151	\$21,188	1,699	\$21,196
2000	SUPPLY	3,959	\$22,147	957	\$23,320	3,002	\$21,773	181	\$23,039	35	\$23,213	146	\$22,997	3,444	\$22,375	832	\$23,659	2,612	\$21,966
2102	TRANSPORTATION CLERK AND ASSISTANT	343	\$24,278	126	\$24,597	217	\$24,093	8	\$22,614	4	\$21,006	4	\$24,222	293	\$24,979	103	\$25,555	190	\$24,666
2131	FREIGHT RATE	145	\$29,078	44	\$28,902	101	\$29,155	16	\$29,317	6	\$26,925	10	\$30,753	128	\$28,952	37	\$28,884	91	\$28,979
2151	DISPATCHING	431	\$27,661	285	\$28,119	146	\$26,768	8	\$29,116	6	\$30,911	2	\$30,731	413	\$27,704	273	\$28,099	140	\$26,934
2100	TRANSPORTATION	919	\$26,622	455	\$27,219	464	\$26,036	32	\$27,591	16	\$26,940	16	\$28,242	834	\$26,938	413	\$27,535	421	\$26,352
TOTAL CLERICAL		159,767	\$26,706	27,795	\$24,662	131,972	\$27,136	22,965	\$30,549	3,093	\$25,784	19,872	\$31,290	129,946	\$26,136	22,978	\$24,649	106,968	\$26,456
OTHER																			
0007	CORRECTIONAL OFFICER	13,097	\$36,749	11,476	\$36,867	1,621	\$35,915	12,938	\$36,787	11,340	\$36,904	1,598	\$35,954	
0081	FIRE PROTECTION AND PREVENTION	9,212	\$31,266	9,027	\$31,288	185	\$30,217	471	\$32,814	460	\$32,829	11	\$32,199	8,451	\$31,190	8,281	\$31,212	170	\$30,105
0082	UNITED STATES MARSHAL	86	\$104,655	78	\$104,656	8	\$104,640	2	\$110,699	2	\$110,699	81	\$104,615	73	\$104,612	8	\$104,640
0083	POLICE	8,731	\$34,067	8,053	\$34,065	678	\$34,094	2,815	\$40,882	2,531	\$41,026	284	\$39,595	5,797	\$30,931	5,409	\$30,980	388	\$30,244
0084	NUCLEAR MATERIALS COURIER	205	\$42,426	205	\$42,426	205	\$42,426	205	\$42,426
0085	SECURITY GUARD	3,885	\$27,139	3,490	\$27,256	395	\$26,111	1,032	\$27,402	831	\$27,634	201	\$26,444	2,773	\$27,250	2,582	\$27,350	191	\$25,890
0099	GENERAL STUDENT TRAINEE	211	\$21,758	109	\$21,805	102	\$21,707	23	\$23,613	14	\$25,126	9	\$21,260	187	\$21,548	95	\$21,316	92	\$21,787
0000	MISCELLANEOUS OCCUPATIONS	35,427	\$33,717	32,438	\$33,732	2,989	\$33,553	4,343	\$36,744	3,838	\$37,122	505	\$33,873	30,432	\$33,373	27,985	\$33,358	2,447	\$33,549
0199	SOCIAL SCIENCE STUDENT TRAINEE	116	\$28,354	46	\$28,822	70	\$28,046	24	\$32,521	10	\$35,150	14	\$30,643	92	\$27,266	36	\$27,064	56	\$27,396
0100	SOCIAL SCIENCE, PSYCHOLOGY, AND WELFARE	116	\$28,354	46	\$28,822	70	\$28,046	24	\$32,521	10	\$35,150	14	\$30,643	92	\$27,266	36	\$27,064	56	\$27,396
0299	PERSONNEL MANAGEMENT STUDENT TRAINEE	62	\$23,451	13	\$27,071	49	\$22,490	16	\$25,918	6	\$29,402	10	\$23,827	45	\$22,530	7	\$25,073	38	\$22,062
0200	PERSONNEL MANAGEMENT AND INDUSTRIAL RELATIONS	62	\$23,451	13	\$27,071	49	\$22,490	16	\$25,918	6	\$29,402	10	\$23,827	45	\$22,530	7	\$25,073	38	\$22,062
0399	ADMINISTRATION AND OFFICE SUPPORT STUDENT TRAINEE	530	\$22,390	214	\$23,226	316	\$21,824	182	\$23,274	70	\$24,146	112	\$22,730	347	\$21,937	144	\$22,779	203	\$21,340
0300	GENERAL ADMINISTRATION, CLERICAL, AND OFFICE SERVICES	530	\$22,390	214	\$23,226	316	\$21,824	182	\$23,274	70	\$24,146	112	\$22,730	347	\$21,937	144	\$22,779	203	\$21,340
0499	BIOLOGICAL SCIENCE STUDENT TRAINEE	387	\$22,973	202	\$22,356	185	\$23,647	19	\$29,450	8	\$30,726	11	\$28,523	366	\$22,662	193	\$22,029	173	\$23,367
0400	BIOLOGICAL SCIENCES	387	\$22,973	202	\$22,356	185	\$23,647	19	\$29,450	8	\$30,726	11	\$28,523	366	\$22,662	193	\$22,029	173	\$23,367
0599	FINANCIAL MANAGEMENT STUDENT TRAINEE	138	\$22,881	47	\$22,057	91	\$23,306	22	\$22,536	9	\$21,971	13	\$22,927	114	\$22,844	38	\$22,078	76	\$23,227
0500	ACCOUNTING AND BUDGET	138	\$22,881	47	\$22,057	91	\$23,306	22	\$22,536	9	\$21,971	13	\$22,927	114	\$22,844	38	\$22,078	76	\$23,227
0699	MEDICAL AND HEALTH STUDENT TRAINEE	68	\$27,257	18	\$27,048	50	\$27,333	9	\$31,989	2	\$27,411	7	\$33,297	57	\$26,743	16	\$27,003	41	\$26,641
0600	MEDICAL, HOSPITAL, DENTAL, AND PUBLIC HEALTH	68	\$27,257	18	\$27,048	50	\$27,333	9	\$31,989	2	\$27,411	7	\$33,297	57	\$26,743	16	\$27,003	41	\$26,641

TABLE W-C2 FULL-TIME CIVILIAN WHITE-COLLAR EMPLOYMENT AND AVERAGE SALARY BY OCCUPATIONAL CATEGORY, OCCUPATION, MAJOR GEOGRAPHIC AREA, AND GENDER, SEPTEMBER 30, 1999

OCCUPATION WITHIN OCCUPATIONAL CATEGORY		ALL AREAS						WASHINGTON, DC-MD-VA-WV METROPOLITAN STATISTICAL AREA						UNITED STATES EXCLUDING WASHINGTON, DC-MD-VA-WV METROPOLITAN STATISTICAL AREA					
		TOTAL		MEN		WOMEN		TOTAL		MEN		WOMEN		TOTAL		MEN		WOMEN	
		EMPLOYMENT	AVERAGE SALARY	EMPLOYMENT	AVERAGE SALARY	EMPLOYMENT	AVERAGE SALARY	EMPLOYMENT	AVERAGE SALARY	EMPLOYMENT	AVERAGE SALARY	EMPLOYMENT	AVERAGE SALARY	EMPLOYMENT	AVERAGE SALARY	EMPLOYMENT	AVERAGE SALARY	EMPLOYMENT	AVERAGE SALARY
CODES	TITLES																		
OTHER																			
0799	VETERINARY STUDENT TRAINEE	3	\$27,606	3	\$27,606	1	\$19,849	1	\$19,849	2	\$31,485	2	\$31,485
0700	VETERINARY MEDICAL SCIENCE	3	\$27,606	3	\$27,606	1	\$19,849	1	\$19,849	2	\$31,485	2	\$31,485
0899	ENGINEERING AND ARCHITECTURE STUDENT TRAINEE	475	\$22,163	353	\$22,204	122	\$22,044	73	\$23,770	63	\$23,983	10	\$22,432	401	\$21,877	290	\$21,818	111	\$22,031
0800	ENGINEERING AND ARCHITECTURE	475	\$22,163	353	\$22,204	122	\$22,044	73	\$23,770	63	\$23,983	10	\$22,432	401	\$21,877	290	\$21,818	111	\$22,031
0999	LEGAL OCCUPATIONS STUDENT TRAINEE	34	\$25,133	12	\$26,206	22	\$24,548	22	\$27,044	9	\$28,761	13	\$25,855	12	\$21,629	3	\$18,539	9	\$22,659
0900	LEGAL AND KINDRED	34	\$25,133	12	\$26,206	22	\$24,548	22	\$27,044	9	\$28,761	13	\$25,855	12	\$21,629	3	\$18,539	9	\$22,659
1099	INFORMATION AND ARTS STUDENT TRAINEE	40	\$24,260	14	\$25,320	26	\$23,690	16	\$24,676	5	\$27,845	11	\$23,235	24	\$23,983	9	\$23,917	15	\$24,023
1000	INFORMATION AND ARTS	40	\$24,260	14	\$25,320	26	\$23,690	16	\$24,676	5	\$27,845	11	\$23,235	24	\$23,983	9	\$23,917	15	\$24,023
1199	BUSINESS AND INDUSTRY STUDENT TRAINEE	92	\$23,455	34	\$23,293	58	\$23,550	28	\$28,421	13	\$27,080	15	\$29,584	64	\$21,282	21	\$20,949	43	\$21,445
1100	BUSINESS AND INDUSTRY	92	\$23,455	34	\$23,293	58	\$23,550	28	\$28,421	13	\$27,080	15	\$29,584	64	\$21,282	21	\$20,949	43	\$21,445
1299	COPYRIGHT AND PATENT STUDENT TRAINEE	1	\$19,849	1	\$19,849	1	\$19,849	1	\$19,849
1200	COPYRIGHT, PATENT, AND TRADE-MARK	1	\$19,849	1	\$19,849	1	\$19,849	1	\$19,849
1399	PHYSICAL SCIENCE STUDENT TRAINEE	149	\$24,948	88	\$25,289	61	\$24,456	23	\$23,098	15	\$24,119	8	\$21,183	125	\$25,283	73	\$25,529	52	\$24,939
1300	PHYSICAL SCIENCES	149	\$24,948	88	\$25,289	61	\$24,456	23	\$23,098	15	\$24,119	8	\$21,183	125	\$25,283	73	\$25,529	52	\$24,939
1499	LIBRARY AND ARCHIVES STUDENT TRAINEE	2	\$28,844	1	\$35,760	1	\$21,928	1	\$35,760	1	\$35,760	1	\$21,928	1	\$21,928
1400	LIBRARY AND ARCHIVES	2	\$28,844	1	\$35,760	1	\$21,928	1	\$35,760	1	\$35,760	1	\$21,928	1	\$21,928
1599	MATHEMATICS AND STATISTICS STUDENT TRAINEE	77	\$23,899	56	\$23,757	21	\$24,276	31	\$24,490	20	\$23,778	11	\$25,785	46	\$23,500	36	\$23,746	10	\$22,616
1500	MATHEMATICS AND STATISTICS	77	\$23,899	56	\$23,757	21	\$24,276	31	\$24,490	20	\$23,778	11	\$25,785	46	\$23,500	36	\$23,746	10	\$22,616
1699	EQUIPMENT AND FACILITIES MANAGEMENT STUDENT TRAINEE	7	\$24,503	3	\$25,139	4	\$24,027	4	\$25,139	3	\$25,139	1	\$25,139	3	\$23,656	3	\$23,656
1600	EQUIPMENT, FACILITIES, AND SERVICES	7	\$24,503	3	\$25,139	4	\$24,027	4	\$25,139	3	\$25,139	1	\$25,139	3	\$23,656	3	\$23,656
1799	EDUCATION STUDENT TRAINEE	17	\$22,755	5	\$19,944	12	\$23,927	1	\$42,071	1	\$42,071	16	\$21,548	5	\$19,944	11	\$22,277
1700	EDUCATION	17	\$22,755	5	\$19,944	12	\$23,927	1	\$42,071	1	\$42,071	16	\$21,548	5	\$19,944	11	\$22,277
1884	CUSTOMS PATROL OFFICER	23	\$41,767	21	\$42,137	2	\$37,889	23	\$41,767	21	\$42,137	2	\$37,889
1896	BORDER PATROL AGENT	8,265	\$40,449	7,888	\$40,535	377	\$38,654	20	\$77,044	19	\$77,129	1	\$75,427	8,212	\$40,347	7,837	\$40,434	375	\$38,534
1899	INVESTIGATION STUDENT TRAINEE	91	\$21,442	47	\$21,607	44	\$21,266	9	\$22,758	3	\$25,236	6	\$21,519	78	\$21,407	43	\$21,414	35	\$21,398
1800	INVESTIGATION	8,379	\$40,246	7,956	\$40,427	423	\$36,842	29	\$60,197	22	\$70,053	7	\$29,220	8,313	\$40,173	7,901	\$40,335	412	\$37,076
1999	QUALITY INSPECTION STUDENT TRAINEE	2	\$19,674	2	\$19,674	2	\$19,674	2	\$19,674
1900	QUALITY ASSURANCE, INSPECTION, AND GRADING	2	\$19,674	2	\$19,674	2	\$19,674	2	\$19,674
2099	SUPPLY STUDENT TRAINEE	11	\$20,805	3	\$22,769	8	\$20,068	2	\$20,180	2	\$20,180	9	\$20,943	3	\$22,769	6	\$20,031
2000	SUPPLY	11	\$20,805	3	\$22,769	8	\$20,068	2	\$20,180	2	\$20,180	9	\$20,943	3	\$22,769	6	\$20,031
2199	TRANSPORTATION STUDENT TRAINEE	19	\$21,369	13	\$21,507	6	\$21,070	2	\$22,319	1	\$21,306	1	\$23,332	12	\$21,799	7	\$22,643	5	\$20,617
2100	TRANSPORTATION	19	\$21,369	13	\$21,507	6	\$21,070	2	\$22,319	1	\$21,306	1	\$23,332	12	\$21,799	7	\$22,643	5	\$20,617
TOTAL OTHER		46,036	\$34,401	41,518	\$34,732	4,518	\$31,364	4,849	\$35,722	4,095	\$36,621	754	\$30,838	40,483	\$34,319	36,769	\$34,602	3,714	\$31,517
UNSPECIFIED																			
2299	UNSPECIFIED WHITE-COLLAR SERIES	395	\$57,605	224	\$64,727	171	\$48,275	77	\$73,575	53	\$77,999	24	\$63,805	288	\$54,788	146	\$64,023	142	\$45,292
2200	UNSPECIFIED	395	\$57,605	224	\$64,727	171	\$48,275	77	\$73,575	53	\$77,999	24	\$63,805	288	\$54,788	146	\$64,023	142	\$45,292
TOTAL UNSPECIFIED		395	\$57,605	224	\$64,727	171	\$48,275	77	\$73,575	53	\$77,999	24	\$63,805	288	\$54,788	146	\$64,023	142	\$45,292



TABLE W-D1 FULL-TIME CIVILIAN WHITE-COLLAR EMPLOYMENT BY OCCUPATION, GENDER, PAY CATEGORY, GENERAL SCHEDULE AND RELATED GRADE, MEDIAN GRADE, AND AVERAGE GRADE, ALL AREAS, SEPTEMBER 30, 1999

OCCUPATION CODES 1/ TITLES	GRAND TOTAL	GENERAL SCHEDULE AND RELATED GRADES															MEDIAN GRADE	AVERAGE GRADE	SENIOR PAY LEVELS	OTHER		
		TOTAL	1	2	3	4	5	6	7	8	9	10	11	12	13	14					15	
GRAND TOTAL	1,453,735	1,348,941	1,183	2,464	13,520	57,481	119,120	90,734	132,333	50,746	130,408	16,915	186,158	227,658	181,167	85,806	53,248	11.0	9.81	17,281	87,513	
WOMEN	708,506	655,698	832	1,564	8,506	39,804	83,498	65,502	86,494	32,868	66,483	7,744	86,237	84,050	55,804	23,793	12,519	9.0	8.76	3,958	48,850	
0006 A CORRECTIONAL INSTITUTION ADMINISTRATION	1,693	1,650	1	...	3	...	38	...	155	659	334	327	133	12.0	12.66	43	...	
WOMEN	471	468	1	...	17	...	74	175	103	68	30	12.0	12.43	3	...	
0007 O CORRECTIONAL OFFICER	13,097	13,097	1	6	563	1,284	4,835	4,214	1,349	1	755	56	33	7.0	7.61	
WOMEN	1,621	1,621	3	113	238	560	402	234	...	66	5	7.0	7.42	
0011 A BOND SALES PROMOTION	116	116	4	...	7	...	13	61	16	12	3	12.0	11.96	
WOMEN	29	29	1	...	4	...	7	12	4	1	...	12.0	11.38	
0018 A SAFETY AND OCCUPATIONAL HEALTH MANAGEMENT	4,278	4,262	1	11	...	80	...	516	52	1,273	1,422	602	231	74	12.0	11.50	14	2	
WOMEN	925	920	1	4	...	35	...	147	3	273	272	118	56	11	11.0	11.27	5	...	
0019 T SAFETY TECHNICIAN	222	222	14	46	42	73	15	19	4	2	7	7.0	6.69	
WOMEN	92	92	10	11	28	31	3	6	2	...	1	6.0	6.41	
0020 P COMMUNITY PLANNING	519	511	4	...	11	...	73	150	164	82	27	13.0	12.55	7	1	
WOMEN	133	131	2	...	4	...	17	49	41	15	3	12.0	12.31	1	1	
0021 T COMMUNITY PLANNING TECHNICIAN	17	17	1	2	3	...	6	...	4	1	9.0	8.71	
WOMEN	12	12	2	3	...	4	...	2	1	9.0	8.58	
0023 A OUTDOOR RECREATION PLANNING	669	669	10	...	34	...	135	...	246	159	69	14	2	11.0	10.82	
WOMEN	261	261	4	...	21	...	74	...	84	58	17	3	...	11.0	10.41	
0025 * PARK RANGER	6,276	6,262	1	16	54	334	1,006	56	561	...	2,217	6	901	535	344	152	79	9.0	8.78	14	...	
WOMEN	1,839	1,835	...	7	23	141	370	14	174	...	626	...	233	131	72	33	11	9.0	8.25	4	...	
0028 A ENVIRONMENTAL PROTECTION SPECIALIST	5,659	5,651	2	15	...	101	1	667	4	1,197	1,382	1,364	581	337	12.0	11.95	3	5	
WOMEN	2,309	2,305	11	...	67	1	284	1	417	582	596	226	120	12.0	11.88	2	2	
0029 T ENVIRONMENTAL PROTECTION ASSISTANT	439	437	3	9	66	86	210	37	25	1	7.0	6.62	...	2	
WOMEN	273	271	1	3	42	57	139	20	8	1	7.0	6.58	...	2	
0030 A SPORTS SPECIALIST	557	557	19	4	190	13	224	11	53	14	2	27	...	9.0	8.68	
WOMEN	81	81	4	...	40	2	23	2	9	1	7.0	8.07	
0050 A FUNERAL DIRECTING	24	24	1	7	8	7	1	...	12.0	12.00	
WOMEN	3	3	2	1	12.0	12.33	
0060 P CHAPLAIN	597	574	22	439	103	8	2	12.0	12.18	1	22
WOMEN	55	44	1	36	6	...	1	12.0	12.18	1	10
0062 A CLOTHING DESIGN	27	27	2	6	14	3	2	12.0	11.81
WOMEN	17	17	4	10	2	12.0	11.71
0072 * FINGERPRINT IDENTIFICATION	818	818	1	61	514	65	10	26	29	25	70	14	3	7.0	8.08	
WOMEN	464	464	37	326	45	6	15	11	7	16	1	...	7.0	7.53	
0080 A SECURITY ADMINISTRATION	6,719	6,677	21	...	160	120	928	21	1,363	2,185	1,069	595	215	12.0	11.59	29	13	
WOMEN	2,464	2,461	12	...	67	16	377	10	669	830	318	129	33	12.0	11.34	...	3	
0081 O FIRE PROTECTION AND PREVENTION	9,212	9,211	1	5	79	165	1,763	3,614	1,850	615	315	267	278	162	88	7	2	6.0	6.63	...	1	
WOMEN	185	185	2	7	65	45	24	21	4	8	4	3	2	6.0	6.42	
0082 O UNITED STATES MARSHAL	86	63	63	15.0	15.00	23	...	
WOMEN	8	7	7	15.0	15.00	1	...	
0083 O POLICE	8,731	6,386	10	167	1,673	2,305	1,039	688	253	120	84	36	11	6.0	6.36	...	2,345	
WOMEN	678	457	...	3	14	134	174	57	49	17	2	3	4	6.0	6.18	...	221	
0084 O NUCLEAR MATERIALS COURIER	205	205	106	52	36	11	10.0	10.77	
WOMEN	0.0	0.00	
0085 O SECURITY GUARD	3,885	3,847	3	13	113	761	1,669	454	260	474	31	6	7	48	7	1	...	5.0	5.51	7	31	
WOMEN	395	391	1	2	14	74	151	52	25	67	1	4	5.0	5.57	...	4	
0086 C SECURITY CLERICAL AND ASSISTANCE	1,512	1,512	...	6	19	201	270	309	547	89	69	1	1	6.0	6.12	
WOMEN	1,006	1,006	...	2	7	126	154	224	378	63	50	1	154	6.0	6.23	
0090 T GUIDE	352	352	7	6	19	98	176	37	7	1	...	1	5.0	4.65	
WOMEN	162	162	4	6	12	52	76	9	2	5.0	4.43	
0095 P FOREIGN LAW SPECIALIST	20	18	1	17	15.0	14.94	2	...
WOMEN	10	10	9	15.0	14.90
0099 O GENERAL STUDENT TRAINEE	211	211	13	12	28	78	44	2	24	8	2	4.0	4.39	
WOMEN	102	102	7	7	12	40	20	1	9	4.0	4.33	
0000 MISCELLANEOUS OCCUPATIONS	65,941	63,376	25	58	326	1,836	7,355	8,256	10,499	6,332	6,830	628	6,523	7,399	4,297	2,055	957	8.0	8.62	143	2,422	
WOMEN	13,595	13,335	12	24	74	471	1,171	881	1,962	689	1,892	46	1,876	2,183	1,296	533	225	9.0	9.34	17	243	
0101 P SOCIAL SCIENCE	6,768	6,592	34	1	210	23	1,379	24	2,196	1,090	960	384	291	11.0	11.22	73	103	
WOMEN	3,366	3,322	19	...	114	10	706	10	1,084	552	538	184	105	11.0	11.17	20	24	
0102 T SOCIAL SCIENCE AID AND TECHNICIAN	685	683	7	43	155	139	185	24	112	3	12	3	6.0	6.58	...	2	
WOMEN	334	333	3	22	70	88	100	12	32	2	4	6.0	6.38	...	1	
0105 A SOCIAL INSURANCE ADMINISTRATION	25,092	25,056	183	...	681	10	894	25	16,349	4,049	1,917	798	150	11.0	11.21	36	...	
WOMEN	16,689	16,674	109	...	425	10	672	10	11,863	2,323	913	295	54	11.0	11.09	15	...	
0106 A UNEMPLOYMENT INSURANCE	115	114	1	...	4	4	24	55	12	14	13.0	12.79			

TABLE W-D1 FULL-TIME CIVILIAN WHITE-COLLAR EMPLOYMENT BY OCCUPATION, GENDER, PAY CATEGORY, GENERAL SCHEDULE AND RELATED GRADE, MEDIAN GRADE, AND AVERAGE GRADE, ALL AREAS, SEPTEMBER 30, 1999

OCCUPATION CODES 1/ TITLES	GRAND TOTAL	GENERAL SCHEDULE AND RELATED GRADES															MEDIAN GRADE	AVERAGE GRADE	SENIOR PAY LEVELS	OTHER	
		TOTAL	1	2	3	4	5	6	7	8	9	10	11	12	13	14					15
0110 P ECONOMIST WOMEN	4,894 1,349	4,592 1,283	4 2	...	127 67	3 3	207 80	...	370 125	1,158 354	1,065 293	929 217	729 142	13.0 13.0	12.75 12.33	181 36	121 30
0119 T ECONOMICS ASSISTANT WOMEN	110 85	110 85	3	4 1	43 33	42 36	11 8	5 5	2 2	7.0 7.0	6.70 6.87
0130 P FOREIGN AFFAIRS WOMEN	5,011 1,747	4,455 1,609	3 2	5 5	18 13	213 72	501 201	...	644 233	941 365	120 76	996 350	1,014 292	12.0 12.0	12.45 12.26	551 136	5 2
0131 P INTERNATIONAL RELATIONS WOMEN	159 52	149 52	2 1	...	6 3	...	8 4	9 15	44 15	45 15	35 8	14.0 13.0	13.36 12.98	10
0132 A INTELLIGENCE WOMEN	5,407 2,040	5,371 2,033	9 6	...	130 74	1 ...	432 241	...	1,004 622	1,314 459	1,670 434	599 164	212 33	12.0 12.0	12.09 11.56	30 5	6 2
0134 C INTELLIGENCE AID AND CLERK WOMEN	321 273	321 273	1	34 28	48 38	94 78	64 61	79 67	...	1	7.0 7.0	7.33 7.36
0135 P FOREIGN AGRICULTURAL AFFAIRS WOMEN	185 40	152 34	19 5	42 16	...	51 6	40 7	14.0 12.0	13.34 12.82	28 5	5 1
0136 A INTERNATIONAL COOPERATION WOMEN	22 14	20 12	2 3	5 5	8 4	5 4	...	13.0 13.0	12.80 13.08	...	2 2
0140 P MANPOWER RESEARCH AND ANALYSIS WOMEN	29 16	29 16	1 1	4 3	10 6	10 5	4 1	13.0 13.0	13.41 13.13
0142 A MANPOWER DEVELOPMENT WOMEN	419 206	414 205	5 3	...	11 6	...	49 28	88 50	178 90	52 20	31 7	13.0 13.0	12.65 12.41	5 1	...
0150 P GEOGRAPHY WOMEN	431 144	427 144	4 2	...	28 14	...	67 34	...	104 32	135 45	59 15	21 1	9 1	12.0 11.0	11.19 10.63	4
0160 A CIVIL RIGHTS ANALYSIS WOMEN	51 30	46 30	2 2	...	9 9	13 10	13 7	1 ...	8 2	12.0 12.0	12.52 11.93	2 ...	3 ...
0170 P HISTORY WOMEN	645 161	632 159	2 1	...	10 3	...	43 13	...	118 39	216 54	149 39	66 5	28 5	12.0 12.0	12.09 11.77	6 ...	7 2
0180 P PSYCHOLOGY WOMEN	3,666 1,380	3,295 1,143	11 9	...	33 65	...	122 132	531 180	1,825 611	391 112	180 34	13.0 13.0	12.76 12.49	29 6	342 231
0181 T PSYCHOLOGY AID AND TECHNICIAN WOMEN	626 308	623 306	2	2	50 22	106 49	181 89	48 19	207 115	8 4	17 6	2	7.0 7.0	7.55 7.60	...	3 2
0184 P SOCIOLOGY WOMEN	39 18	36 16	2 2	10 5	9 3	11 6	4 ...	13.0 13.0	13.14 12.81	1 ...	2 2
0185 P SOCIAL WORK WOMEN	4,599 2,708	4,570 2,687	1 1	...	150 105	...	3,270 1,988	954 500	146 77	47 16	2 ...	11.0 11.0	11.24 11.18	5 2	24 19
0186 T SOCIAL SERVICES AID AND ASSISTANT WOMEN	960 546	960 546	...	2	10	43	302	158	312	51	67	...	10 5	5	6.0 6.0	6.28 6.14
0187 A SOCIAL SERVICES WOMEN	506 363	502 361	9	29	172	113	157	37	24	...	1 4	4	6.0 8.0	6.14 8.15
0188 A RECREATION SPECIALIST WOMEN	1,799 614	1,793 613	1	...	52	16	523	40	852	55	210	40	3	1	...	9.0 9.0	8.59 8.33	...	6 1
0189 T RECREATION AID AND ASSISTANT WOMEN	1,958 877	1,935 864	21	220	468	473	527	129	91	5	1	4.0 4.0	4.06 3.95	...	23 13
0190 P GENERAL ANTHROPOLOGY WOMEN	92 40	88 39	6 5	...	15 8	19 9	25 8	8 4	15 5	13.0 12.0	12.60 12.21	4 1	...
0193 P ARCHEOLOGY WOMEN	982 369	980 369	28	...	61	...	208	...	334	247	85	13	4	11.0 11.0	10.64 10.26	2
0199 O SOCIAL SCIENCE STUDENT TRAINEE WOMEN	116 70	115 70	6	27	14	...	32	...	23	...	9 4	4 2	7.0 7.0	6.73 6.54	...	1 ...
0100 SOCIAL SCIENCE, PSYCHOLOGY, AND WELFARE WOMEN	67,496 35,055	65,869 34,493	21 10	222 108	494 248	592 276	1,421 709	660 400	2,917 1,629	685 390	5,560 2,878	121 47	25,100 16,461	11,423 5,428	9,128 3,642	4,673 1,526	2,852 741	11.0 11.0	11.12 10.87	970 228	657 334
0201 A PERSONNEL MANAGEMENT WOMEN	11,430 8,220	11,249 8,102	2	14	63	...	320	8	1,017	...	2,098 1,696	3,097 2,353	2,802 1,840	1,285 736	543 266	12.0 12.0	11.97 11.76	90 47	91 71
0203 * PERSONNEL CLERICAL AND ASSISTANCE WOMEN	7,908 6,966	7,854 6,919	1	3	45	542	1,796	1,560	3,138	551	196	13	7	1	1	6.0 7.0	6.24 6.29	...	54 47
0204 * MILITARY PERSONNEL CLERICAL AND TECHNICIAN WOMEN	6,824 4,693	6,824 4,693	35	1,315	2,463	1,248	1,520	155	75	7	3	3	5.0 5.0	5.55
0205 A MILITARY PERSONNEL MANAGEMENT WOMEN	1,883 854	1,882 853	2	...	10	...	638	12	535	463	190	23	9	11.0 11.0	10.79 10.45	1 1	...
0212 A PERSONNEL STAFFING WOMEN	2,053 1,699	2,048 1,696	7	...	69	...	282	...	725	630	241	75	19	11.0 11.0	11.26 11.19	4 2	1 1
0221 A POSITION CLASSIFICATION WOMEN	804 521	803 520	3	...	19	...	46	...	217	281	195	38	4	12.0 12.0	11.77	...	1 1
0222 A OCCUPATIONAL ANALYSIS WOMEN	29 10	29 10	7 2	17 7	3 1	1 ...	1	12.0 12.0	12.03 11.90
0223 A SALARY AND WAGE ADMINISTRATION WOMEN	128 75	128 75	3	...	25	...	39	26	25	8	2	11.0 11.0	11.36
0230 A EMPLOYEE RELATIONS WOMEN	1,602 1,219	1,596 1,214	12	...	78	...	214	...	401	475	308	95	13	12.0 12.0	11.39 11.18	...	6 5

1/ P = PROFESSIONAL, A = ADMINISTRATIVE, T = TECHNICAL, C = CLERICAL, O = OTHER, * = SPLIT OCCUPATIONAL CATEGORY

TABLE W-D1 FULL-TIME CIVILIAN WHITE-COLLAR EMPLOYMENT BY OCCUPATION, GENDER, PAY CATEGORY, GENERAL SCHEDULE AND RELATED GRADE, MEDIAN GRADE, AND AVERAGE GRADE, ALL AREAS, SEPTEMBER 30, 1999

OCCUPATION CODES 1/ TITLES	GRAND TOTAL	GENERAL SCHEDULE AND RELATED GRADES															MEDIAN GRADE	AVERAGE GRADE	SENIOR PAY LEVELS	OTHER		
		TOTAL	1	2	3	4	5	6	7	8	9	10	11	12	13	14					15	
0233 A LABOR RELATIONS WOMEN	1,081 551	1,077 550	2	...	24	6	51	...	185	368	283	128	30	12.0	12.12	1	3	
0235 A EMPLOYEE DEVELOPMENT WOMEN	1,837 1,225	1,813 1,208	4	...	27	...	194	4	406	597	409	140	32	12.0	11.79	1	23	
0241 A MEDIATION WOMEN	227 43	224 43	2	4	5	28	4	14.0	13.83	3	...
0243 A APPRENTICESHIP AND TRAINING WOMEN	157 55	157 55	18	...	28	57	32	10	12	12.0	12.04	
0244 A LABOR MANAGEMENT RELATIONS EXAMINING WOMEN	348 134	348 134	3	...	18	...	11	21	189	68	37	13.0	13.01	
0246 A CONTRACTOR INDUSTRIAL RELATIONS WOMEN	119 65	119 65	2	...	11	...	16	39	32	14	5	12.0	12.13	
0249 A WAGE AND HOUR COMPLIANCE WOMEN	1,120 479	1,118 478	1	...	46	...	76	...	187	642	98	61	7	12.0	11.63	2	...	
0260 A EQUAL EMPLOYMENT OPPORTUNITY WOMEN	2,655 1,859	2,652 1,840	10	...	44	...	168	...	581	667	785	258	113	12.0	12.10	56	13	
0270 A FEDERAL RETIREMENT BENEFITS WOMEN	406 282	406 282	9	...	36	...	133	...	416	492	543	146	65	12.0	11.98	10	9	
0299 O PERSONNEL MANAGEMENT STUDENT TRAINEE WOMEN	62 49	62 49	5	24	20	1	7	...	4	...	1	5.0	5.05	
0200 PERSONNEL MANAGEMENT AND INDUSTRIAL RELATIONS WOMEN	40,673 28,999	40,363 28,786	1	3	87	1,895	4,383	2,809	5,317	720	3,150	36	5,593	7,471	5,669	2,373	856	11.0	9.64	118	192	
0301 A MISCELLANEOUS ADMINISTRATION AND PROGRAM WOMEN	57,697 29,440	51,530 27,073	3	7	11	63	313	35	1,462	248	8,952	548	9,471	11,103	9,133	5,939	4,242	12.0	11.71	2,854	3,313	
0302 C MESSENGER WOMEN	78 15	78 15	3	23	10	3	37	...	1	1	4.0	3.82	
0303 * MISCELLANEOUS CLERK AND ASSISTANT WOMEN	64,433 50,574	63,341 49,713	800	866	2,350	10,324	15,354	11,839	16,136	3,689	1,401	372	180	22	8	6.0	5.68	...	1,092	
0304 C INFORMATION RECEPTIONIST WOMEN	884 712	876 705	4	22	189	538	107	...	8	4.0	3.89	...	8	
0305 C MAIL AND FILE WOMEN	10,206 5,642	10,188 5,634	65	132	2,347	4,161	1,595	1,050	400	316	73	27	18	3	1	4.0	4.40	...	18	
0309 C CORRESPONDENCE CLERK WOMEN	254 206	252 206	3	61	143	24	9	7	4	1	5.0	5.08	...	2	
0312 C CLERK-STENOGRAPHER AND REPORTER WOMEN	72 68	69 65	1	16	26	6	2	10	4	1	2	1	5.0	5.90	...	3	
0313 C WORK UNIT SUPERVISING WOMEN	160 153	160 153	1	6	24	51	50	20	8	8.0	8.47	
0318 C SECRETARY WOMEN	54,404 52,988	53,967 52,565	1	...	7	1,739	17,426	15,336	10,598	5,380	2,425	780	234	38	3	6.0	6.23	...	437	
0319 C CLOSED MICROPHONE REPORTING WOMEN	114 95	114 95	4	10	66	29	5	8.0	8.18	
0322 C CLERK-TYPIST WOMEN	2,227 1,804	2,077 1,714	16	57	192	885	263	228	231	155	35	...	5	4	...	5	1	4.0	4.95	1	149	
0326 * OFFICE AUTOMATION CLERICAL AND ASSISTANCE WOMEN	13,470 11,591	13,378 11,507	35	308	1,423	5,963	4,123	1,017	482	23	4	4.0	4.42	...	92	
0332 T COMPUTER OPERATION WOMEN	2,766 1,461	2,739 1,445	1	...	2	72	215	303	921	488	404	203	100	26	4	7.0	7.55	...	27	
0334 A COMPUTER SPECIALIST WOMEN	56,216 22,542	55,685 22,362	2	248	5	1,294	32	4,636	34	10,364	19,861	13,346	4,647	1,216	12.0	11.88	78	453	
0335 * COMPUTER CLERK AND ASSISTANT WOMEN	5,876 3,907	5,857 3,896	7	32	54	305	906	974	2,177	581	708	68	38	6	1	7.0	6.70	1	18	
0340 A PROGRAM MANAGEMENT WOMEN	7,901 2,381	6,136 1,892	7	...	21	4	68	412	1,222	1,872	2,530	14.0	14.02	1,712	53	
0341 A ADMINISTRATIVE OFFICER WOMEN	7,362 5,326	7,184 5,243	12	1	182	75	1,464	32	2,029	1,606	958	484	341	11.0	11.33	114	64	
0342 A SUPPORT SERVICES ADMINISTRATION WOMEN	3,611 1,962	3,584 1,947	1	46	183	801	420	529	68	617	417	219	194	89	9.0	9.61	8	19	
0343 A MANAGEMENT AND PROGRAM ANALYSIS WOMEN	41,770 26,652	41,383 26,425	89	3	694	2	4,682	43	7,456	10,695	10,243	5,295	2,181	12.0	12.04	71	316	
0344 * MANAGEMENT AND PROGRAM CLERICAL AND ASSISTANCE WOMEN	6,299 5,404	6,292 5,397	...	1	4	51	817	1,266	3,471	475	138	18	11	4	8	26	2	7.0	6.69	...	7	
0346 A LOGISTICS MANAGEMENT WOMEN	11,316 3,477	11,282 3,470	20	1	288	1	764	6	1,910	4,639	2,633	742	278	12.0	11.92	28	6	
0350 C EQUIPMENT OPERATOR WOMEN	1,126 503	1,108 498	1	13	129	533	312	74	25	19	2	4.0	4.42	...	18	
0351 C PRINTING CLERICAL WOMEN	149 114	149 114	...	2	7	19	45	54	19	2	1	6.0	5.42	
			...	1	3	15	28	49	15	2	1	6.0	5.57	

1/ P = PROFESSIONAL, A = ADMINISTRATIVE, T = TECHNICAL, C = CLERICAL, O = OTHER, * = SPLIT OCCUPATIONAL CATEGORY

TABLE W-D1 FULL-TIME CIVILIAN WHITE-COLLAR EMPLOYMENT BY OCCUPATION, GENDER, PAY CATEGORY, GENERAL SCHEDULE AND RELATED GRADE, MEDIAN GRADE, AND AVERAGE GRADE, ALL AREAS, SEPTEMBER 30, 1999

OCCUPATION CODES 1/ TITLES	GRAND TOTAL	GENERAL SCHEDULE AND RELATED GRADES															MEDIAN GRADE	AVERAGE GRADE	SENIOR PAY LEVELS	OTHER	
		TOTAL	1	2	3	4	5	6	7	8	9	10	11	12	13	14					15
0356 C DATA TRANSCRIBER WOMEN	2,312 2,083	2,306 2,078	...	4 3	103 79	1,819 1,648	205 189	16 12	117 110	13 13	2 2	20 17	5 5	...	2	4.0 4.0	4.31 4.32	...	6 5
0357 C CODING WOMEN	141 115	141 115	2 ...	53 44	36 30	25 22	20 15	5 4	5.0 5.0	5.16 5.17
0360 A EQUAL OPPORTUNITY COMPLIANCE WOMEN	1,859 1,075	1,843 1,068	5 2	...	41 30	...	70 50	133 80	893 532	420 230	209 109	72 35	12.0 12.0	12.16 12.15	15 6	1 1	
0361 T EQUAL OPPORTUNITY ASSISTANCE WOMEN	546 484	543 481	1 ...	10 9	74 62	112 100	287 255	48 46	8 6	2 2	...	1	7.0 7.0	6.60 6.62	...	3 3
0382 C TELEPHONE OPERATING WOMEN	1,213 861	1,212 861	3 3	2 2	208 165	823 548	95 75	55 42	20 20	5 5	1 1	4.0 4.0	4.06 4.08	...	1 1
0390 T TELECOMMUNICATIONS PROCESSING WOMEN	710 292	704 291	7 6	55 31	180 80	167 74	140 44	89 37	48 15	18 4	6.0 6.0	6.32 6.07	...	6 1
0391 A TELECOMMUNICATIONS WOMEN	7,236 1,920	7,199 1,910	30 18	4 3	164 77	8 4	1,112 413	21 5	1,538 414	2,118 511	1,545 347	496 91	163 27	12.0 12.0	11.59 11.16	12 ...	25 10
0392 T GENERAL TELECOMMUNICATIONS WOMEN	807 343	807 343	8 4	59 63	168 61	119 61	223 117	42 18	96 36	10 6	43 19	28 4	9 ...	2	7.0 7.0	6.98 6.87
0394 C COMMUNICATIONS CLERICAL WOMEN	208 162	207 161	39 27	109 82	30 26	27 26	...	2	5.0 5.0	5.26 5.32	...	1 1
0399 O ADMINISTRATION AND OFFICE SUPPORT STUDENT TRAINEE WOMEN	530 316	526 313	15 11	32 24	48 37	210 124	128 71	12 7	52 29	1 ...	18 6	...	8 3	2	4.0 4.0	4.60 4.36	...	4 3
0300 GENERAL ADMINISTRATION, CLERICAL, AND OFFICE SERVICES WOMEN	363,953 234,668	352,917 229,755	954 722	1,501 1,091	7,106 4,898	27,804 20,563	43,128 36,248	32,957 29,150	40,333 32,929	12,251 10,686	27,683 19,202	2,300 1,784	34,238 19,703	51,880 24,726	39,755 17,147	19,911 7,477	11,116 3,429	9.0 7.0	8.96 8.07	4,894 1,331	6,142 3,582
0401 P GENERAL BIOLOGICAL SCIENCE WOMEN	10,087 3,296	9,359 3,044	59 32	...	251 120	2 1	885 423	6 2	2,440 949	2,781 779	1,585 443	827 196	523 99	12.0 11.0	11.79 11.37	188 43	540 209
0403 P MICROBIOLOGY WOMEN	2,059 853	1,798 758	2 1	...	38 20	...	126 81	4 3	332 185	429 204	270 155	168 73	68 36	12.0 12.0	12.31 11.83	45 10	216 85
0404 T BIOLOGICAL SCIENCE TECHNICIAN WOMEN	6,381 2,653	5,942 2,635	45 19	73 38	169 99	503 253	1,601 735	703 280	1,262 571	482 211	916 357	70 33	105 35	11 4	2	6.0 6.0	6.37 6.23	...	439 18
0405 P PHARMACOLOGY WOMEN	400 118	277 86	1	2 ...	13 6	115 42	91 25	55 11	14.0 13.0	13.65 13.41	14 2	109 30
0406 P AGRICULTURAL EXTENSION WOMEN	8 4	5 3	3 2	1 ...	1 ...	13.0 13.0	13.60 13.67	3 1	...
0408 P ECOLOGY WOMEN	863 266	862 266	2 ...	13 6	80 40	...	80 ...	191 83	224 63	224 48	89 19	39 7	39 12	12.0 12.0	12.01 11.53	1
0410 P ZOOLOGY WOMEN	102 18	92 15	1 1	...	1	5 2	...	7 3	11 3	16 2	18 1	33 3	14.0 12.0	13.27 11.80	8 2	2 1
0413 P PHYSIOLOGY WOMEN	424 111	361 97	1	8 3	2 1	35 15	41 18	122 34	97 21	55 5	13.0 13.0	13.14 12.67	19 ...	44 14
0414 P ENTOMOLOGY WOMEN	600 85	596 84	5	16	84 17	168 36	120 11	131 11	72 3	13.0 12.0	12.74 12.06	4 1	...
0415 P TOXICOLOGY WOMEN	310 93	285 84	1	2 1	...	6 3	28 11	118 32	87 27	43 9	13.0 13.0	13.42 13.21	4 ...	21 9
0421 T PLANT PROTECTION TECHNICIAN WOMEN	357 133	357 133	13 11	28 11	261 96	16 7	39 8	...	39	5.0 5.0	5.11 4.92
0430 P BOTANY WOMEN	373 197	372 197	5 4	...	41 24	...	96 60	1 1	116 66	48 22	37 13	14 3	14 4	11.0 11.0	10.55 10.15	1
0434 P PLANT PATHOLOGY WOMEN	257 57	257 57	1	13 6	...	24 9	55 16	67 17	57 7	40 1	13.0 12.0	12.91 12.04
0435 P PLANT PHYSIOLOGY WOMEN	262 64	260 64	12 5	...	36 13	26 10	66 21	69 12	51 3	13.0 13.0	13.10 12.41	2
0436 P PLANT PROTECTION AND QUARANTINE WOMEN	1,635 409	1,635 409	41 12	...	70 ...	1 1	687 177	...	554 129	172 42	86 19	22 5	2 ...	11.0 9.0	10.09 9.95
0437 P HORTICULTURE WOMEN	142 46	142 46	5 1	...	33 13	...	42 18	20 6	18 4	14 4	10 ...	11.0 11.0	11.37 10.91
0440 P GENETICS WOMEN	345 79	315 69	6 4	...	11 2	...	40 14	59 15	61 13	75 14	63 7	13.0 12.0	12.94 12.32	14 3	16 7
0454 P RANGELAND MANAGEMENT WOMEN	1,017 208	1,016 208	8 3	...	41 12	...	264 90	...	525 90	111 10	37 2	19 ...	11 1	11.0 9.0	10.55 9.90
0455 T RANGE TECHNICIAN WOMEN	1,340 238	1,340 238	1 6	24 23	143 38	205 38	324 62	206 39	227 36	53 10	123 22	8 ...	23 ...	3 2	5.0 5.0	5.70 5.59
0457 P SOIL CONSERVATION WOMEN	4,149 755	4,148 755	26 11	...	116 61	...	754 252	...	1,901 307	1,081 104	215 15	40 4	15 1	11.0 11.0	10.89 10.12	1
0458 T SOIL CONSERVATION TECHNICIAN WOMEN	1,429 258	1,429 258	...	5 1	9 6	69 31	118 35	238 83	738 90	209 9	43 3	7.0 6.0	6.69 5.99

1/ P = PROFESSIONAL, A = ADMINISTRATIVE, T = TECHNICAL, C = CLERICAL, O = OTHER, * = SPLIT OCCUPATIONAL CATEGORY

TABLE W-D1 FULL-TIME CIVILIAN WHITE-COLLAR EMPLOYMENT BY OCCUPATION, GENDER, PAY CATEGORY, GENERAL SCHEDULE AND RELATED GRADE, MEDIAN GRADE, AND AVERAGE GRADE, ALL AREAS, SEPTEMBER 30, 1999

OCCUPATION CODES 1/ TITLES	GRAND TOTAL	GENERAL SCHEDULE AND RELATED GRADES															MEDIAN GRADE	AVERAGE GRADE	SENIOR PAY LEVELS	OTHER			
		TOTAL	1	2	3	4	5	6	7	8	9	10	11	12	13	14					15		
0670 A HEALTH SYSTEM ADMINISTRATION	560	415	8	...	7	...	14	98	95	89	104	13.0	13.23	139	6		
WOMEN	188	169	6	...	7	...	7	40	37	39	33	13.0	12.92	16	3		
0671 A HEALTH SYSTEM SPECIALIST	1,840	1,836	2	1	36	2	348	5	404	327	537	146	28	12.0	11.59	4	...	
WOMEN	1,049	1,048	1	1	29	2	242	4	263	189	254	53	10	11.0	11.26	1	...	
0672 T PROSTHETIC REPRESENTATIVE	186	186	1	2	19	...	22	3	43	54	35	6	1	12.0	11.02	
WOMEN	68	68	1	...	12	...	14	...	15	17	9	11.0	10.29	
0673 A HOSPITAL HOUSEKEEPING MANAGEMENT	191	189	14	2	24	2	35	49	53	10	...	12.0	11.39	...	2	
WOMEN	26	26	4	1	8	...	6	6	1	9.0	9.96	
0675 T MEDICAL RECORDS TECHNICIAN	3,287	3,287	...	2	53	609	1,057	957	478	108	21	2	5.0	5.49	
WOMEN	2,755	2,755	...	2	49	461	867	832	430	94	18	2	5.0	5.54	
0679 C MEDICAL CLERK	9,361	9,361	6	20	220	5,086	3,562	325	87	30	20	4	1	4.0	4.47	
WOMEN	7,450	7,450	6	17	170	4,109	2,762	269	71	25	17	3	1	4.0	4.47	
0680 P DENTAL OFFICER	742	703	4	48	24	54	573	15.0	14.63	6	33	
WOMEN	101	90	1	8	9	18	54	15.0	14.29	1	10	
0681 T DENTAL ASSISTANT	2,769	2,769	...	30	118	753	1,457	364	40	5	2	5.0	4.78	
WOMEN	2,557	2,557	...	29	107	681	1,357	338	39	4	2	5.0	4.79	
0682 T DENTAL HYGIENE	332	332	5	78	151	84	14	7.0	7.07	
WOMEN	319	319	5	72	148	80	14	7.0	7.08	
0683 T DENTAL LABORATORY AID AND TECHNICIAN	555	555	...	3	2	3	12	19	82	253	161	15	4	1	8.0	8.02	
WOMEN	105	105	...	1	1	2	3	6	30	45	17	8.0	7.50	
0685 A PUBLIC HEALTH PROGRAM SPECIALIST	1,515	1,492	7	...	70	...	143	228	593	302	149	13.0	12.84	9	14		
WOMEN	812	795	6	...	38	...	85	133	313	153	67	13.0	12.74	7	10		
0688 A SANITARIAN	41	41	1	...	12	...	15	9	3	1	11.0	10.76	
WOMEN	15	15	1	...	6	...	6	1	1	11.0	10.13	
0690 P INDUSTRIAL HYGIENE	1,445	1,441	6	...	11	...	63	...	240	711	297	90	23	12.0	12.01	1	3
WOMEN	441	441	4	...	4	...	20	...	70	231	85	8	12.0	11.93	
0696 P CONSUMER SAFETY	1,896	1,882	12	...	29	...	72	...	166	566	739	226	72	13.0	12.42	14	...
WOMEN	824	819	8	...	13	...	43	...	67	264	321	82	21	13.0	12.28	5	...
0698 T ENVIRONMENTAL HEALTH TECHNICIAN	105	104	7	7	33	6	46	1	4	8.0	7.92	...	1	
WOMEN	27	27	4	3	12	2	6	7.0	7.11	
0699 O MEDICAL AND HEALTH STUDENT TRAINEE	68	33	2	9	1	...	5	2	11	1	2	7.0	6.94	...	35	
WOMEN	50	21	1	5	1	...	2	2	8	1	1	8.0	7.19	...	29	
0600 MEDICAL, HOSPITAL, DENTAL, AND PUBLIC HEALTH	139,132	101,783	75	179	1,098	12,211	20,849	13,907	5,550	3,197	8,806	3,792	10,023	6,046	4,271	2,842	8,937	7.0	8.19	756	36,593		
WOMEN	94,414	64,767	47	143	746	9,224	15,283	10,325	3,382	1,688	6,027	2,665	6,321	3,374	2,084	1,195	2,263	6.0	7.47	177	29,470		
0701 P VETERINARY MEDICAL SCIENCE	1,767	1,748	1	...	9	...	173	959	358	176	72	12.0	12.41	15	4		
WOMEN	359	356	1	...	3	...	43	170	75	51	13	12.0	12.45	1	2		
0704 T ANIMAL HEALTH TECHNICIAN	318	318	6	10	...	22	192	79	3	5	8.0	8.09	
WOMEN	54	54	4	2	...	9	24	15	8.0	7.70	
0799 O VETERINARY STUDENT TRAINEE	3	3	1	1	1	4.0	6.00	
WOMEN	3	3	1	1	1	4.0	6.00	
0700 VETERINARY MEDICAL SCIENCE	2,088	2,069	1	7	10	...	23	192	88	3	179	960	358	176	72	12.0	11.74	15	4		
WOMEN	416	413	1	5	2	...	10	24	18	...	44	170	75	51	13	12.0	11.78	1	2		
0801 P GENERAL ENGINEERING	18,171	17,337	3	...	30	...	70	...	428	2,493	7,060	4,416	2,837	13.0	13.36	605	229	
WOMEN	1,876	1,789	2	...	11	...	18	...	57	258	842	415	186	13.0	13.15	51	36	
0802 T ENGINEERING TECHNICIAN	17,552	17,549	24	25	89	206	293	267	904	747	3,216	1,443	6,505	3,251	537	37	5	11.0	10.15	1	2		
WOMEN	1,824	1,823	11	5	27	52	72	74	235	136	412	173	466	143	17	9.0	8.97	...	1	
0803 P SAFETY ENGINEERING	522	522	2	...	8	2	25	167	207	72	39	13.0	12.78		
WOMEN	58	58	4	1	3	24	23	3	12.0	12.21	
0804 P FIRE PROTECTION ENGINEERING	148	148	3	...	3	...	7	36	65	26	8	13.0	12.74		
WOMEN	18	18	1	...	1	7	6	3	12.0	12.22	
0806 P MATERIALS ENGINEERING	1,071	1,063	1	...	10	...	10	...	46	253	445	175	123	13.0	12.97	8	...	
WOMEN	168	168	2	...	2	...	7	40	87	23	7	13.0	12.78		
0807 P LANDSCAPE ARCHITECTURE	531	529	4	...	38	...	157	204	94	16	9	12.0	11.66	...	2		
WOMEN	168	167	5	...	19	...	70	57	10	4	2	11.0	11.23	...	1		
0808 P ARCHITECTURE	1,685	1,679	4	...	17	...	23	253	745	433	164	40	12.0	12.27	1	5	
WOMEN	260	257	2	...	6	...	8	46	105	60	27	3	12.0	12.04	...	3	
0809 T CONSTRUCTION CONTROL	2,317	2,317	...	2	...	8	30	21	241	208	724	138	639	217	66	21	2	9.0	9.66		
WOMEN	89	89	...	1	...	1	6	1	16	11	27	2	17	3	3	...	1	9.0	8.79		
0810 P CIVIL ENGINEERING	11,523	11,491	30	...	145	...	285	...	1,906	4,782	3,051	952	340	12.0	12.20	27	5	
WOMEN	1,249	1,249	10	...	48	...	81	...	325	505	239	33	8	12.0	11.56	
0817 T SURVEYING TECHNICIAN	622	622	...	6	35	70	140	89	128	63	64	9	12	6	6.0	6.27	
WOMEN	36	36	...	1	8	6	8	4	4	1	3	1	5.0	5.19	
0818 T ENGINEERING DRAFTING	287	287	2	1	4	13	38	97	108	9	8	3	2	6.0	6.33	
WOMEN	60	60	2	3	6	19	23	2	3	2									

TABLE W-D1 FULL-TIME CIVILIAN WHITE-COLLAR EMPLOYMENT BY OCCUPATION, GENDER, PAY CATEGORY, GENERAL SCHEDULE AND RELATED GRADE, MEDIAN GRADE, AND AVERAGE GRADE, ALL AREAS, SEPTEMBER 30, 1999

OCCUPATION CODES 1/ TITLES	GRAND TOTAL	GENERAL SCHEDULE AND RELATED GRADES															MEDIAN GRADE	AVERAGE GRADE	SENIOR PAY LEVELS	OTHER		
		TOTAL	1	2	3	4	5	6	7	8	9	10	11	12	13	14					15	
0828 A CONSTRUCTION ANALYST	383	383	3	...	8	...	42	...	152	124	46	8	...	11.0	11.28	
WOMEN	38	38	2	...	4	...	15	13	4	11.0	11.13	
0830 P MECHANICAL ENGINEERING	9,685	9,685	59	...	203	...	170	...	768	4,385	3,138	653	289	12.0	12.27	12	8	
WOMEN	632	632	7	...	22	...	17	...	61	338	163	19	5	12.0	11.91	
0840 P NUCLEAR ENGINEERING	2,178	2,068	10	...	28	...	39	...	44	867	442	363	275	13.0	12.78	94	16	
WOMEN	137	135	3	...	5	...	6	...	4	56	29	23	9	12.0	12.25	...	2	
0850 P ELECTRICAL ENGINEERING	4,228	4,223	9	...	60	...	58	...	535	1,746	1,344	376	95	12.0	12.31	4	1	
WOMEN	365	365	2	...	8	...	14	...	47	146	121	22	5	12.0	12.10	
0854 P COMPUTER ENGINEERING	2,322	2,299	11	...	34	...	26	...	85	546	1,036	393	168	13.0	12.83	10	13	
WOMEN	433	433	2	...	6	...	5	...	24	89	233	52	22	13.0	12.74	
0855 P ELECTRONICS ENGINEERING	21,612	21,396	32	...	215	9	169	...	865	7,184	8,973	2,550	1,399	13.0	12.73	78	138	
WOMEN	1,805	1,788	6	...	31	2	28	...	109	735	673	165	39	12.0	12.40	6	11	
0856 T ELECTRONICS TECHNICIAN	9,529	9,528	...	1	7	30	17	130	82	998	695	3,849	2,915	736	53	15	11.0	11.09	...	1
WOMEN	496	496	2	9	4	18	7	71	59	224	67	35	...	11.0	10.51	
0858 P BIOMEDICAL ENGINEERING	275	262	2	...	2	...	5	...	23	65	115	31	11	13.0	12.45	1	12	
WOMEN	71	68	1	...	5	8	14	5	...	13.0	12.25	...	3	
0861 P AEROSPACE ENGINEERING	7,585	7,475	4	...	84	...	93	...	161	1,253	3,185	1,729	966	13.0	13.16	85	25	
WOMEN	798	790	17	...	19	...	35	112	402	154	51	13.0	12.87	5	3	
0871 P NAVAL ARCHITECTURE	769	765	3	...	17	...	13	...	62	212	254	93	111	13.0	12.74	4	...	
WOMEN	61	61	3	...	2	...	10	19	19	5	3	12.0	12.11	
0873 A SHIP SURVEYING	126	126	13	52	53	8	...	12.0	12.44	
WOMEN	1	1	1	11.0	11.00	
0880 P MINING ENGINEERING	238	237	1	...	10	...	19	108	78	18	3	12.0	12.29	...	1	
WOMEN	12	12	2	9	...	1	...	12.0	12.00	
0881 P PETROLEUM ENGINEERING	329	328	5	...	3	...	29	93	138	49	11	13.0	12.63	1	...	
WOMEN	35	35	2	...	1	...	3	10	13	5	1	13.0	12.29	
0890 P AGRICULTURAL ENGINEERING	368	365	2	...	16	...	44	...	124	80	28	38	33	11.0	11.60	2	1	
WOMEN	45	44	1	...	6	...	13	...	18	4	1	...	1	11.0	9.95	...	1	
0892 P CERAMIC ENGINEERING	47	43	11	15	10	7	13.0	13.30	4	...	
WOMEN	8	7	2	2	1	2	13.0	13.43	1	...	
0893 P CHEMICAL ENGINEERING	1,069	1,062	6	...	30	...	41	...	69	300	385	153	78	13.0	12.51	4	3	
WOMEN	213	211	4	...	10	...	15	...	20	61	71	23	7	12.0	11.98	1	1	
0894 P WELDING ENGINEERING	39	39	3	17	12	5	2	12.0	12.64	
WOMEN	1	1	1	12.0	12.00	
0895 T INDUSTRIAL ENGINEERING TECHNICIAN	1,093	1,093	2	29	11	16	9	269	10	605	125	17	11.0	10.34	
WOMEN	206	206	8	7	6	3	61	3	97	18	3	11.0	9.95	
0896 P INDUSTRIAL ENGINEERING	1,272	1,269	1	...	10	...	25	...	125	691	328	66	23	12.0	12.21	1	2	
WOMEN	206	206	1	...	3	...	10	...	24	119	39	10	...	12.0	11.92	
0899 O ENGINEERING AND ARCHITECTURE STUDENT TRAINEE	475	475	...	8	72	226	127	1	14	3	14	2	5	3	4.0	4.50	
WOMEN	122	122	...	2	20	57	32	...	6	...	5	4.0	4.42	
0800 ENGINEERING AND ARCHITECTURE	123,183	121,771	26	43	200	532	876	503	2,535	1,130	6,578	2,302	17,997	34,656	34,354	12,951	7,088	12.0	12.05	948	464	
WOMEN	12,608	12,481	11	9	57	121	183	109	522	162	895	241	1,815	3,289	3,622	1,072	373	12.0	11.60	65	62	
0904 P LAW CLERK	317	315	2	...	25	...	272	14	2	11.0	10.87	...	2	
WOMEN	182	181	16	...	156	8	1	11.0	10.88	...	1	
0905 P GENERAL ATTORNEY	26,321	19,804	2	...	38	...	607	1,999	3,534	6,835	6,789	14.0	13.86	4,837	1,680	
WOMEN	10,253	8,165	1	...	24	...	339	1,018	1,572	2,868	2,343	14.0	13.70	1,378	710	
0920 A ESTATE TAX EXAMINING	2	2	1	1	11.0	11.50	
WOMEN	1	1	1	11.0	11.00	
0930 A HEARINGS AND APPEALS	1,782	1,780	9	2	29	419	668	510	143	20	13.0	13.16	2	...	
WOMEN	591	591	5	1	17	215	222	111	13.0	12.80	
0935 P ADMINISTRATIVE LAW JUDGE	1,309	0.0	0.00	1,309	...	
WOMEN	164	0.0	0.00	164	...	
0945 A CLERK OF COURT	32	32	5	...	8	1	10	2	3	2	1	...	9.0	8.41
WOMEN	27	27	5	...	5	1	9	2	2	1	9.0	8.44
0950 A PARALEGAL SPECIALIST	5,980	5,964	11	3	417	11	1,212	6	2,337	1,407	458	74	28	11.0	10.74	2	14	
WOMEN	4,717	4,705	9	3	302	11	1,025	5	1,994	1,053	263	28	12	11.0	10.65	...	12	
0958 A PENSION LAW SPECIALIST	122	116	2	...	2	...	34	31	25	15	7	12.0	12.22	6	...	
WOMEN	71	70	2	...	1	...	23	21	16	6	1	12.0	11.93	1	...	
0962 T CONTACT REPRESENTATIVE	23,250	23,250	25	75	2,326	2,355	2,782	12,703	1,607	307	932	87	47	4	...	8.0	7.60	
WOMEN	17,106	17,106	14	47	1,618	1,715	2,103	9,646	1,100	141	673	32	16	1	...	8.0	7.59	
0963 T LEGAL INSTRUMENTS EXAMINING	2,636	2,624	5	72	405	995	684	240	146	39	38	7.0	7.53	...	12	
WOMEN	2,061	2,049	5	57	306	804	497	200	121	28	31	7.0	7.53	...	12	
0965 A LAND LAW EXAMINING	249	249	3	...	16	...	126	...	85	11	7	1	...	9.0	9.77
WOMEN	211	211	3	...	13	...	111	...	71	7	5	1	...	9.0	9.71
0967 A PASSPORT AND VISA EXAMINING	683	681	65	...	107	2	131	...	192	95	24	44	21	11.0	9.93	2	...	
WOMEN	402	400	46	...	63	2	75	...	117	59	14	8	...	11.0	9.70	2	...	
0986 * LEGAL CLERICAL AND ASSISTANCE	9,398	9,375	10	206																

TABLE W-D1 FULL-TIME CIVILIAN WHITE-COLLAR EMPLOYMENT BY OCCUPATION, GENDER, PAY CATEGORY, GENERAL SCHEDULE AND RELATED GRADE, MEDIAN GRADE, AND AVERAGE GRADE, ALL AREAS, SEPTEMBER 30, 1999

OCCUPATION CODES 1/ TITLES	GRAND TOTAL	GENERAL SCHEDULE AND RELATED GRADES															MEDIAN GRADE	AVERAGE GRADE	SENIOR PAY LEVELS	OTHER			
		TOTAL	1	2	3	4	5	6	7	8	9	10	11	12	13	14					15		
0987 A TAX LAW SPECIALIST	314	312	1	...	48	15	104	111	33	13.0	13.20	2	...
WOMEN	118	117	30	11	37	31	8	13.0	12.79	1	...
0990 * GENERAL CLAIMS EXAMINING	3,861	3,861	2	38	37	356	81	2,903	365	31	36	10	2	9.0	8.88
WOMEN	2,949	2,949	2	19	29	289	60	2,234	265	23	22	5	1	9.0	8.86
0991 A WORKERS' COMPENSATION CLAIMS EXAMINING	895	894	2	...	81	2	107	...	334	206	125	26	11	11.0	11.02	1	...
WOMEN	541	541	1	...	62	2	62	...	223	120	63	3	5	11.0	10.80
0992 T LOSS AND DAMAGE CLAIMS EXAMINING	112	112	6	20	48	26	9	1	...	1	...	1	7.0	7.22
WOMEN	85	85	5	16	35	21	6	...	1	...	1	7.0	7.20
0993 A RAILROAD RETIREMENT CLAIMS EXAMINING	223	223	24	9	40	86	56	7	1	...	11.0	10.74
WOMEN	145	145	20	8	26	52	34	5	11.0	10.60
0994 T UNEMPLOYMENT COMPENSATION CLAIMS EXAMINING	30	30	6	6	6	6	4	5	1	1	1	1	7.0	7.27
WOMEN	21	21	4	6	3	3	3	3	1	1	1	7.0	7.10
0995 T DEPENDENTS AND ESTATES CLAIMS EXAMINING	24	24	2	5	11	2	1	1	1	...	1	...	1	8.0	8.33
WOMEN	18	18	1	2	11	1	1	1	1	8.0	8.44
0996 A VETERANS CLAIMS EXAMINING	4,113	4,113	1	112	...	463	...	936	592	576	1,145	246	32	10	...	10	10.0	10.22
WOMEN	2,027	2,027	64	...	236	...	519	333	289	492	85	9	10.0	10.01
0998 C CLAIMS CLERICAL	4,690	4,690	...	1	11	426	3,234	309	604	35	42	14	11	2	1	5.0	5.32
WOMEN	3,821	3,821	...	1	9	332	2,601	262	530	28	34	14	8	1	1	5.0	5.35
0999 O LEGAL OCCUPATIONS STUDENT TRAINEE	34	34	4	9	8	...	8	...	3	...	2	5.0	5.68
WOMEN	22	22	2	8	4	...	5	...	2	...	1	5.0	5.55
0900 LEGAL AND KINDRED	86,377	78,485	...	1	50	724	7,221	5,358	8,696	15,878	7,667	1,729	5,634	5,569	5,260	7,656	7,042	9.0	9.63	6,161	1,731
WOMEN	54,064	51,764	...	1	33	549	5,529	4,319	7,048	12,493	5,674	1,150	4,059	3,129	2,309	3,074	2,397	8.0	8.87	1,546	754
1001 * GENERAL ARTS AND INFORMATION	3,304	3,271	...	2	12	53	307	88	273	41	341	19	524	854	510	158	89	11.0	10.39	12	21
WOMEN	1,692	1,672	...	2	11	28	217	67	192	23	211	12	267	338	215	63	26	11.0	9.71	4	16
1008 A INTERIOR DESIGN	208	207	4	...	35	7	57	74	27	2	1	12.0	11.22	...	1
WOMEN	173	173	29	7	47	62	22	4	1	11.0	11.18
1010 T EXHIBITS SPECIALIST	387	387	4	...	32	...	127	1	147	59	14	2	1	11.0	10.20
WOMEN	68	68	1	...	6	...	24	...	19	10	6	1	1	11.0	10.28
1015 P MUSEUM CURATOR	397	378	1	...	3	...	29	2	110	90	68	43	31	12.0	12.05	17	2
WOMEN	168	163	3	...	16	...	56	36	26	18	8	12.0	11.80	4	1
1016 T MUSEUM SPECIALIST AND TECHNICIAN	838	838	...	6	17	74	9	174	6	210	2	182	107	43	4	4	4	9.0	9.13
WOMEN	439	439	...	4	9	41	4	105	4	104	...	89	44	29	3	3	9.0	9.00
1020 T ILLUSTRATING	488	488	1	3	2	67	8	217	13	151	26	9.0	9.47
WOMEN	191	191	1	2	1	26	2	83	7	55	14	9.0	9.47
1021 C OFFICE DRAFTING	3	3	1	2	5.0	4.67
WOMEN	0.0	0.00
1035 A PUBLIC AFFAIRS	4,391	4,328	12	3	154	29	618	7	826	1,104	891	462	222	12.0	11.72	28	35
WOMEN	2,601	2,573	9	1	122	27	452	3	516	612	496	238	97	12.0	11.46	10	18
1040 A LANGUAGE SPECIALIST	719	719	1	...	22	...	85	3	165	345	71	18	9	12.0	11.43
WOMEN	408	408	16	...	56	2	98	193	29	9	5	12.0	11.29
1046 C LANGUAGE CLERICAL	45	45	8	9	14	11	...	3	6.0	5.89
WOMEN	38	38	4	7	14	10	...	3	6.0	6.11
1051 A MUSIC SPECIALIST	19	18	6	1	3	2	4	1	1	11.0	11.22	1	...
WOMEN	3	3	2	1	9.0	10.33
1054 A THEATER SPECIALIST	14	14	5	...	2	...	6	...	1	9.0	9.43
WOMEN	2	2	1	...	1	7.0	8.00
1056 A ART SPECIALIST	92	92	20	1	56	3	10	1	...	1	9.0	8.89
WOMEN	45	45	15	1	23	1	3	1	...	1	9.0	8.64
1060 T PHOTOGRAPHY	1,074	1,074	28	28	148	71	299	77	265	125	27	6	9.0	9.52
WOMEN	235	235	15	13	41	13	62	25	41	24	1	9.0	8.95
1071 A AUDIOVISUAL PRODUCTION	1,104	1,101	3	1	21	...	232	3	256	348	175	47	15	12.0	11.30	2	1
WOMEN	238	237	1	...	7	...	52	...	52	86	30	7	2	12.0	11.16	1	...
1082 A WRITING AND EDITING	1,477	1,459	15	...	76	1	328	5	336	425	201	60	12	11.0	11.00	...	18
WOMEN	1,034	1,025	10	...	59	...	261	4	265	287	106	29	4	11.0	10.79	...	9
1083 A TECHNICAL WRITING AND EDITING	1,085	1,080	2	14	...	169	5	376	356	128	22	11.0	11.28	1	4
WOMEN	676	671	2	10	...	119	5	234	199	82	14	11.0	11.20	1	4
1084 A VISUAL INFORMATION	1,888	1,881	1	6	1	112	6	418	11	570	533	179	32	12	11.0	10.83	...	7
WOMEN	877	871	1	5	...	67	2	206	3	274	239	66	7	1	11.0	10.62	...	6
1087 * EDITORIAL ASSISTANCE	624	623	1	11	152	164	258	28	8	1	6.0	6.26	...	1
WOMEN	583	582	1	10	140	157	238	27	8	1	6.0	6.27	...	1
1099 O INFORMATION AND ARTS STUDENT TRAINEE	40	40	...	1	1	10	13	...	11	...	4	5.0	5.58
WOMEN	26	26	...	1	1	8	7	...	7	...	2	5.0	5.35
1000 INFORMATION AND ARTS	18,197	18,046																					

TABLE W-D1 FULL-TIME CIVILIAN WHITE-COLLAR EMPLOYMENT BY OCCUPATION, GENDER, PAY CATEGORY, GENERAL SCHEDULE AND RELATED GRADE, MEDIAN GRADE, AND AVERAGE GRADE, ALL AREAS, SEPTEMBER 30, 1999

OCCUPATION CODES / TITLES	GRAND TOTAL	GENERAL SCHEDULE AND RELATED GRADES															MEDIAN GRADE	AVERAGE GRADE	SENIOR PAY LEVELS	OTHER	
		TOTAL	1	2	3	4	5	6	7	8	9	10	11	12	13	14					15
1102 P CONTRACTING	27,021	26,813	250	2	1,080	2	3,025	34	5,769	9,103	4,935	1,879	734	12.0	11.58	72	136
WOMEN	16,259	16,164	203	2	787	2	2,250	16	3,890	5,372	2,596	816	230	12.0	11.31	19	76
1103 A INDUSTRIAL PROPERTY MANAGEMENT	606	606	1	...	9	...	46	...	257	241	44	7	1	11.0	11.36
WOMEN	274	274	1	...	7	...	30	...	125	95	13	2	1	11.0	11.14
1104 A PROPERTY DISPOSAL	849	849	2	...	19	...	314	2	200	206	81	17	8	11.0	10.69
WOMEN	409	409	1	...	11	...	157	1	113	93	28	1	4	11.0	10.52
1105 T PURCHASING	3,832	3,811	2	32	610	1,023	1,420	359	313	32	11	3	...	6	...	7.0	6.69	...	21
WOMEN	3,032	3,014	2	22	447	811	1,135	295	267	25	7	1	...	2	...	7.0	6.73	...	18
1106 * PROCUREMENT CLERICAL AND TECHNICIAN	4,073	4,067	...	1	8	388	1,194	1,339	1,065	59	11	1	1	6.0	5.81	...	6
WOMEN	3,559	3,555	...	1	5	298	1,034	1,200	956	50	10	1	6.0	5.84	...	4
1107 * PROPERTY DISPOSAL CLERICAL AND TECHNICIAN	270	270	1	10	113	53	86	6	1	6.0	5.87
WOMEN	199	199	8	82	46	59	3	1	6.0	5.85
1130 A PUBLIC UTILITIES SPECIALIST	644	638	5	...	10	1	42	...	77	180	223	82	18	13.0	12.23	6	...
WOMEN	292	292	3	...	7	1	32	...	54	101	69	21	4	12.0	11.70
1140 A TRADE SPECIALIST	728	726	16	...	62	...	70	204	220	106	48	13.0	12.33	1	1
WOMEN	328	328	12	...	37	...	40	108	91	28	12	12.0	11.91
1144 A COMMISSARY MANAGEMENT	1,512	1,508	49	18	113	175	244	194	228	290	127	60	10	10.0	10.15	4	...
WOMEN	412	412	27	10	48	67	68	57	44	61	19	11	...	9.0	9.38
1145 A AGRICULTURAL PROGRAM SPECIALIST	327	327	1	...	3	...	14	...	14	143	140	10	2	12.0	12.27
WOMEN	132	132	2	...	14	...	10	65	37	4	...	12.0	11.87
1146 A AGRICULTURAL MARKETING	526	510	3	...	13	...	23	...	58	162	146	83	22	12.0	12.32	2	14
WOMEN	221	219	2	...	11	...	14	...	35	87	44	22	4	12.0	11.79	...	2
1147 A AGRICULTURAL MARKET REPORTING	164	164	1	...	7	...	24	...	66	51	11	4	...	11.0	11.02
WOMEN	37	37	1	...	10	...	21	5	11.0	10.49
1150 A INDUSTRIAL SPECIALIST	1,462	1,456	2	...	8	...	45	1	664	452	203	59	22	12.0	11.68	...	6
WOMEN	323	322	2	...	6	...	24	...	173	70	30	14	3	11.0	11.31	...	1
1152 T PRODUCTION CONTROL	4,389	4,389	2	65	278	637	163	1,753	48	718	613	102	10	...	9.0	9.28
WOMEN	1,099	1,099	1	33	114	227	58	421	21	173	45	6	9.0	8.58
1160 A FINANCIAL ANALYSIS	1,391	1,288	5	...	32	...	59	...	248	402	321	148	73	12.0	12.17	7	96
WOMEN	645	607	3	...	21	...	38	...	139	223	120	41	22	12.0	11.82	2	36
1161 A CROP INSURANCE ADMINISTRATION	0.0	0.00
WOMEN	0.0	0.00
1162 A CROP INSURANCE UNDERWRITING	73	72	3	59	10	...	12.0	12.10	1	...
WOMEN	13	13	13	12.0	12.00
64 1163 A INSURANCE EXAMINING	47	47	1	...	1	16	14	8	7	13.0	13.00	
WOMEN	8	8	1	5	2	13.0	13.13
1165 A LOAN SPECIALIST	4,200	4,183	65	...	219	...	798	1	881	1,626	442	109	42	12.0	11.03	12	5
WOMEN	1,933	1,927	42	...	143	...	510	1	465	596	128	33	9	11.0	10.55	3	3
1169 A INTERNAL REVENUE OFFICER	6,626	6,626	4	...	53	...	446	...	2,344	2,840	799	140	...	12.0	11.56
WOMEN	3,206	3,206	3	...	34	...	291	...	1,292	1,241	308	37	...	11.0	11.38
1170 A REALTY	3,112	3,094	16	...	100	...	445	3	948	860	459	206	57	12.0	11.40	3	15
WOMEN	1,608	1,599	13	...	81	...	321	1	490	440	189	55	9	11.0	10.98	...	9
1171 A APPRAISING	810	805	3	...	10	...	18	...	219	358	172	20	5	12.0	11.85	...	5
WOMEN	183	183	1	...	5	...	6	...	70	72	27	2	...	12.0	11.51
1173 A HOUSING MANAGEMENT	2,224	2,224	7	219	27	743	18	463	34	274	253	142	33	11	9.0	8.84
WOMEN	1,382	1,382	4	161	21	483	9	287	17	185	137	62	13	3	9.0	8.59
1176 A BUILDING MANAGEMENT	1,310	1,307	2	...	29	1	172	...	267	477	225	116	18	12.0	11.67	1	2
WOMEN	358	358	14	1	83	...	66	132	44	17	1	12.0	11.14
1199 O BUSINESS AND INDUSTRY STUDENT TRAINEE	92	92	4	5	9	24	24	...	15	...	9	...	2	5.0	5.05
WOMEN	58	58	...	4	8	15	16	...	7	...	7	...	1	5.0	5.09
1100 BUSINESS AND INDUSTRY	87,292	86,155	4	7	27	636	3,593	3,954	8,833	995	10,043	403	15,645	22,521	12,442	4,879	2,173	11.0	10.60	311	826
WOMEN	47,469	47,075	...	6	19	488	2,876	3,102	6,753	635	5,907	164	8,527	11,072	5,170	1,698	658	11.0	9.98	64	330
1202 T PATENT TECHNICIAN	13	13	1	...	1	...	11	11.0	10.54
WOMEN	11	11	1	...	1	...	9	11.0	10.45
1210 A COPYRIGHT	172	171	4	...	18	...	105	22	15	5	2	11.0	11.13	1	...
WOMEN	100	99	3	...	12	...	63	12	7	2	...	11.0	10.96	1	...
1211 T COPYRIGHT TECHNICIAN	76	76	2	15	19	23	15	...	2	8.0	7.55
WOMEN	32	32	1	7	9	12	3	7.0	7.28
1220 P PATENT ADMINISTRATION	83	59	8	51	15.0	14.86	24	...
WOMEN	21	16	2	14	15.0	14.88	5	...
1221 P PATENT ADVISER	31	30	2	...	1	...	1	8	16	2	14.0	13.10	...	1	...
WOMEN	10	10	1	...	1	2	6	14.0	12.60
1222 P PATENT ATTORNEY	216	159	2	3	16	56	82	15.0	14.34	57	...
WOMEN	25	18	4	9	5	14.0	14.06	7
1223 P PATENT CLASSIFYING	56	56	2	...	47	7	14.0	14.05
WOMEN	8	8	7	1	14.0	14.13
1224 P PATENT EXAMINING	3,160	3,159	39	...	407	...	534	...	349	201	344	931	354	13.0	11.69	1	...
WOMEN	771	771	10	...	124	...	150	...	90	60	104	167	66	12.0	11.23

1/ P = PROFESSIONAL, A = ADMINISTRATIVE, T = TECHNICAL, C = CLERICAL, O = OTHER, * = SPLIT OCCUPATIONAL CATEGORY

TABLE W-D1 FULL-TIME CIVILIAN WHITE-COLLAR EMPLOYMENT BY OCCUPATION, GENDER, PAY CATEGORY, GENERAL SCHEDULE AND RELATED GRADE, MEDIAN GRADE, AND AVERAGE GRADE, ALL AREAS, SEPTEMBER 30, 1999

OCCUPATION CODES 1/ TITLES	GRAND TOTAL	GENERAL SCHEDULE AND RELATED GRADES															MEDIAN GRADE	AVERAGE GRADE	SENIOR PAY LEVELS	OTHER				
		TOTAL	1	2	3	4	5	6	7	8	9	10	11	12	13	14					15			
1226 P DESIGN PATENT EXAMINING	56	56	5	1	3	8	34	5	14.0	13.13	
WOMEN	32	32	3	1	2	6	19	1	14.0	12.91	
1299 O COPYRIGHT AND PATENT STUDENT TRAINEE	1	1	1	4.0	4.00
WOMEN	1	1	1	4.0	4.00
1200 COPYRIGTH, PATENT, AND TRADE-MARK	3,864	3,780	1	41	15	438	23	570	...	469	232	391	1,097	503	13.0	11.80	83	1		
WOMEN	1,011	998	1	11	7	141	12	168	...	162	74	123	212	87	11.0	11.26	13	...		
1301 P GENERAL PHYSICAL SCIENCE	6,613	6,187	15	...	63	...	172	7	386	1,042	2,175	1,247	1,080	13.0	13.06	398	28		
WOMEN	1,588	1,530	6	...	31	...	66	4	117	337	582	235	152	13.0	12.65	54	4		
1306 P HEALTH PHYSICS	785	771	8	2	58	235	262	151	55	13.0	12.83	11	3		
WOMEN	149	147	6	...	16	42	48	23	12	13.0	12.65	2	...		
1310 P PHYSICS	2,765	2,625	1	19	...	95	395	804	581	707	13.0	13.46	103	37		
WOMEN	214	198	5	...	15	48	69	38	20	13.0	12.79	12	4		
1311 T PHYSICAL SCIENCE TECHNICIAN	2,271	2,266	3	9	32	59	151	125	310	200	359	462	315	204	34	3	9.0	8.77	...	5		
WOMEN	684	681	1	4	12	30	84	51	132	77	123	71	69	27	8.0	7.83	...	3		
1313 P GEOPHYSICS	419	410	1	...	3	...	28	96	103	78	91	13.0	13.10	9	...		
WOMEN	41	40	3	16	7	8	5	12.0	12.75	1	...		
1315 P HYDROLOGY	2,539	2,507	10	...	67	...	208	...	483	734	629	231	145	12.0	12.01	27	5		
WOMEN	456	453	2	...	22	...	78	...	122	127	75	20	7	12.0	11.24	3	...		
1316 T HYDROLOGIC TECHNICIAN	1,500	1,500	1	7	25	45	149	98	234	184	381	182	156	38	9.0	8.09		
WOMEN	246	246	1	2	8	14	53	19	62	24	42	11	8	2	7.0	6.87		
1320 P CHEMISTRY	6,040	5,663	21	...	77	1	235	4	773	1,532	1,615	877	528	13.0	12.52	113	264		
WOMEN	1,742	1,645	11	...	37	1	105	1	312	511	416	180	71	12.0	12.06	20	77		
1321 P METALLURGY	133	129	2	27	39	21	40	13.0	13.54	4	...		
WOMEN	9	9	4	4	...	1	13.0	12.78		
1330 P ASTRONOMY AND SPACE SCIENCE	482	440	1	...	9	35	112	149	134	14.0	13.82	42	...		
WOMEN	44	40	2	4	15	14	5	13.0	13.40	4	...		
1340 P METEOROLOGY	2,992	2,967	70	...	80	...	30	...	115	862	1,152	472	186	13.0	12.53	23	2		
WOMEN	250	246	5	...	9	...	4	...	19	84	91	25	9	13.0	12.23	3	1		
1341 T METEOROLOGICAL TECHNICIAN	987	987	3	1	2	4	11	13	43	29	155	84	484	155	2	1	11.0	10.29		
WOMEN	101	101	...	1	3	4	10	10	15	7	42	9	11.0	9.56		
1350 P GEOLOGY	1,745	1,717	4	...	20	...	80	...	284	526	414	186	203	12.0	12.43	25	3		
WOMEN	331	329	7	...	32	...	79	86	76	34	15	12.0	11.94	2	...		
1360 P OCEANOGRAPHY	666	652	4	...	12	...	28	...	60	147	205	111	85	13.0	12.69	12	2		
WOMEN	125	123	2	...	5	...	14	...	20	30	30	14	8	12.0	11.85	2	...		
1361 A NAVIGATIONAL INFORMATION	140	140	1	...	1	...	7	...	14	36	78	3	...	13.0	12.26		
WOMEN	35	35	1	2	...	4	12	15	1	...	12.0	12.00		
1370 P CARTOGRAPHY	1,101	1,095	5	...	37	...	63	1	349	344	189	67	40	12.0	11.71	6	...		
WOMEN	254	253	1	...	15	...	21	1	85	75	40	9	6	12.0	11.38	1	...		
1371 T CARTOGRAPHIC TECHNICIAN	1,094	1,094	2	...	10	76	97	61	199	69	347	35	185	11	2	9.0	8.04		
WOMEN	424	424	4	37	57	30	98	24	123	7	41	3	7.0	7.47		
1372 P GEODESY	87	86	1	...	3	49	18	9	6	12.0	12.56	1	...		
WOMEN	19	19	1	12	3	2	1	12.0	12.47		
1373 P LAND SURVEYING	448	448	8	...	34	...	186	164	45	10	1	11.0	11.42		
WOMEN	20	20	1	...	5	...	7	7	11.0	10.65		
1374 T GEODETIC TECHNICIAN	52	52	1	...	2	1	7	8	12	19	2	11.0	10.69		
WOMEN	17	17	1	...	1	...	3	7	3	2	10.0	9.76		
1380 P FOREST PRODUCTS TECHNOLOGY	35	33	1	...	1	...	2	7	11	10	1	13.0	12.73	2	...		
WOMEN	6	6	1	...	1	1	3	12.0	11.17		
1382 P FOOD TECHNOLOGY	213	206	6	...	8	...	26	48	76	27	15	13.0	12.46	3	4		
WOMEN	71	70	3	...	1	...	14	20	23	7	2	12.0	12.16	...	1		
1384 P TEXTILE TECHNOLOGY	69	69	1	...	1	...	10	34	18	5	...	12.0	12.14		
WOMEN	39	39	1	...	1	...	5	20	11	1	...	12.0	12.00		
1386 P PHOTOGRAPHIC TECHNOLOGY	27	27	2	1	9	11	3	1	13.0	12.56		
WOMEN	0.0	0.00		
1397 A DOCUMENT ANALYSIS	118	118	1	...	3	...	11	...	19	18	40	24	2	13.0	12.17		
WOMEN	44	44	1	...	6	...	11	9	7	10	...	12.0	11.84		
1399 O PHYSICAL SCIENCE STUDENT TRAINEE	149	149	2	3	12	38	30	1	43	1	14	...	3	2	5.0	5.66		
WOMEN	61	61	...	2	3	19	11	...	20	...	5	1	5.0	5.59		
1300 PHYSICAL SCIENCES	33,470	32,338	11	20	81	222	572	298	1,229	485	2,184	787	4,058	6,769	8,036	4,266	3,320	12.0	11.93	779	353			
WOMEN	6,970	6,776	2	9	27	100	237	104	462	136	656	109	995	1,489	1,515	621	314	12.0	11.15	104	90			
1410 P LIBRARIAN	2,612	2,569	5	...	17	2	216	41	615	977	441	191	64	12.0	11.82	33	10		
WOMEN	1,752	1,727	5	...	13	2	158	30	422	650	285	119	43	12.0	11.76	19	6		
1411 T LIBRARY TECHNICIAN	2,459	2,447	2	3	73	282	493	400	635	416	119	15	7	2	6.0	6.26	1	11		
WOMEN	1,798	1,794	1	2	50	203	354	295	494	297	80	9	7	2	6.0					

TABLE W-D1 FULL-TIME CIVILIAN WHITE-COLLAR EMPLOYMENT BY OCCUPATION, GENDER, PAY CATEGORY, GENERAL SCHEDULE AND RELATED GRADE, MEDIAN GRADE, AND AVERAGE GRADE, ALL AREAS, SEPTEMBER 30, 1999

OCCUPATION CODES 1/ TITLES	GRAND TOTAL	GENERAL SCHEDULE AND RELATED GRADES															MEDIAN GRADE	AVERAGE GRADE	SENIOR PAY LEVELS	OTHER	
		TOTAL	1	2	3	4	5	6	7	8	9	10	11	12	13	14					15
1420 P ARCHIVIST WOMEN	469 173	467 173	2	...	15	...	18	...	90	200	88	37	17	12.0	11.96	2	...
1421 * ARCHIVES TECHNICIAN WOMEN	1,307 737	1,307 737	3	28	235	145	237	172	134	30	143	1	53	32	53	23	18	6.0	6.34
1499 O LIBRARY AND ARCHIVES STUDENT TRAINEE WOMEN	2 1	2 1	1	...	1	5.0	6.00
1400 LIBRARY AND ARCHIVES WOMEN	8,045 5,323	7,985 5,294	5	31	308	427	740	574	848	450	780	62	1,037	1,517	774	318	114	9.0	9.12	37	23
1510 P ACTUARY WOMEN	190 47	179 46	8	...	4	...	6	22	60	45	34	13.0	13.08	11	...
1515 P OPERATIONS RESEARCH WOMEN	3,217 797	3,113 782	7	...	33	...	35	91	588	1,269	681	13.0	13.11	73	31
1520 P MATHEMATICS WOMEN	1,382 414	1,344 408	1	...	24	...	11	61	412	527	177	13.0	12.78	21	17
1521 T MATHEMATICS TECHNICIAN WOMEN	14 9	14 9	3	...	3	2	1	1	1	3	8.0	8.21
1529 P MATHEMATICAL STATISTICIAN WOMEN	1,192 401	1,123 380	39	...	69	...	77	179	359	285	115	13.0	12.71	35	34
1530 P STATISTICIAN WOMEN	2,768 1,170	2,710 1,147	18	...	135	...	221	694	786	454	158	13.0	12.17	29	29
1531 * STATISTICAL ASSISTANT WOMEN	1,383 1,202	1,383 1,202	47	435	172	226	289	106	81	16	7	3	1	6.0	5.77
1540 P CRYPTOGRAPHY WOMEN	0.0	0.00
1541 T CRYPTANALYSIS WOMEN	22 15	22 15	1	4	14	3	...	13.0	12.86
1550 P COMPUTER SCIENCE WOMEN	3,379 1,043	3,276 1,012	5	...	96	...	45	169	1,061	1,148	501	13.0	12.64	35	68
1599 O MATHEMATICS AND STATISTICS STUDENT TRAINEE WOMEN	77 21	77 21	2	1	9	28	18	4	7	...	4	...	2	2	4.0	5.04
1500 MATHEMATICS AND STATISTICS WOMEN	13,624 5,119	13,241 5,022	2	1	56	466	221	230	634	108	471	17	659	2,968	4,164	2,146	1,098	13.0	11.91	204	179
1601 A GENERAL FACILITIES AND EQUIPMENT WOMEN	2,538 320	2,535 320	1	98	61	132	43	234	24	386	823	493	182	12.0	11.21	...	3
1630 A CEMETERY ADMINISTRATION WOMEN	107 19	107 19	2	6	5	16	2	30	25	14	7	11.0	10.92
1640 A FACILITY MANAGEMENT WOMEN	1,726 141	1,648 136	1	...	20	1	255	92	378	453	249	12.0	11.53	69	9
1654 A PRINTING MANAGEMENT WOMEN	978 384	971 383	5	...	49	3	105	...	139	434	156	12.0	11.58	5	2
1658 A LAUNDRY AND DRY CLEANING PLANT MANAGEMENT WOMEN	150 20	150 20	1	...	35	1	63	...	73	185	20	12.0	10.91	...	1
1667 A STEWARD WOMEN	303 35	303 35	1	1	2	18	2	13	6	159	60	11.0	11.04
1670 * EQUIPMENT SPECIALIST WOMEN	6,355 581	6,355 581	14	1	141	7	1,127	40	2,811	1,943	243	11.0	10.93
1699 O EQUIPMENT AND FACILITIES MANAGEMENT STUDENT TRAINEE WOMEN	7 4	7 4	4	3	4.0	4.43
1600 EQUIPMENT, FACILITIES, AND SERVICES WOMEN	12,164 1,504	12,076 1,498	6	123	66	372	93	1,794	199	3,921	3,749	1,198	453	11.0	11.10	74	14
1701 P GENERAL EDUCATION AND TRAINING WOMEN	10,622 7,166	2,936 2,223	9	...	266	19	1,195	30	517	345	344	131	9.0	10.37	234	7,452
1702 * EDUCATION AND TRAINING TECHNICIAN WOMEN	7,574 6,221	6,320 5,215	...	12	196	1,700	2,093	438	982	106	535	19	145	66	21	6	1	5.0	5.69	...	1,254
1710 P EDUCATION AND VOCATIONAL TRAINING WOMEN	5,489 3,778	992 489	9	...	56	...	205	...	453	138	69	53	11.0	10.78	117	4,380
1712 A TRAINING INSTRUCTION WOMEN	4,954 1,171	4,924 1,163	13	2	327	8	1,797	27	1,644	778	272	11.0	10.28	...	30
1715 A VOCATIONAL REHABILITATION WOMEN	489 126	489 126	6	1	103	1	424	8	368	168	73	11.0	10.17	...	8
1720 P EDUCATION PROGRAM WOMEN	488 294	463 285	4	11	...	28	59	174	13.0	13.16	10	15
1725 P PUBLIC HEALTH EDUCATOR WOMEN	88 62	84 60	2	6	...	22	15	26	12.0	12.05	...	4
1730 P EDUCATION RESEARCH WOMEN	59 33	53 29	2	3	...	16	11	18	14.0	14.11	3	3

1/ P = PROFESSIONAL, A = ADMINISTRATIVE, T = TECHNICAL, C = CLERICAL, O = OTHER, * = SPLIT OCCUPATIONAL CATEGORY

TABLE W-D1 FULL-TIME CIVILIAN WHITE-COLLAR EMPLOYMENT BY OCCUPATION, GENDER, PAY CATEGORY, GENERAL SCHEDULE AND RELATED GRADE, MEDIAN GRADE, AND AVERAGE GRADE, ALL AREAS, SEPTEMBER 30, 1999

OCCUPATION CODES 1/ TITLES	GRAND TOTAL	GENERAL SCHEDULE AND RELATED GRADES																	MEDIAN GRADE	AVERAGE GRADE	SENIOR PAY LEVELS	OTHER
		TOTAL	1	2	3	4	5	6	7	8	9	10	11	12	13	14	15					
2001 * GENERAL SUPPLY WOMEN	3,804 1,674	3,803 1,674	62	2	224	17	1,649	52	1,089	515	150	27	16	9.0	10.02	1
2003 A SUPPLY PROGRAM MANAGEMENT WOMEN	4,538 1,987	4,532 1,986	5	...	45	3	742	19	1,425	1,420	622	205	46	12.0	11.38	4	2	...
2005 * SUPPLY CLERICAL AND TECHNICIAN WOMEN	14,252 7,940	14,003 7,801	2	1	126	1,320	4,848	2,765	4,434	359	117	20	7	3	1	6.0	5.84	249
2010 A INVENTORY MANAGEMENT WOMEN	5,388 3,281	5,386 3,281	103	...	362	6	1,729	55	2,269	698	131	29	4	11.0	10.16	2
2030 A DISTRIBUTION FACILITIES AND STORAGE MANAGEMENT WOMEN	683 149	683 149	13	1	207	9	189	154	84	22	3	11.0	10.88
2032 A PACKAGING WOMEN	259 80	259 80	5	...	59	3	41	24	10	7	...	11.0	10.49
2050 A SUPPLY CATALOGING WOMEN	102 66	102 66	6	...	40	...	36	10	8	2	...	11.0	10.29
2091 C SALES STORE CLERICAL WOMEN	2,235 2,031	1,938 1,756	...	19	1,349	218	113	125	92	22	3.0	3.66	297
2099 O SUPPLY STUDENT TRAINEE WOMEN	11 8	11 8	1	9	1	4.0	4.00
2000 SUPPLY WOMEN	31,272 17,216	30,717 16,801	2	20	1,476	1,547	5,133	2,892	5,182	408	4,539	155	5,127	2,866	1,013	288	69	7.0	7.96	4	551	414
2101 A TRANSPORTATION SPECIALIST WOMEN	8,136 1,163	8,105 1,155	1	7	3	69	17	388	12	633	4,307	1,768	694	206	12.0	12.18	29	2	1
2102 * TRANSPORTATION CLERK AND ASSISTANT WOMEN	3,990 2,735	3,988 2,734	...	1	29	313	1,113	1,135	991	269	122	10	3	2	6.0	6.03	2
2110 A TRANSPORTATION INDUSTRY ANALYSIS WOMEN	110 39	110 39	8	...	4	...	8	9	27	41	21	14.0	13.38
2121 A RAILROAD SAFETY WOMEN	403 23	401 23	2	...	2	...	4	279	84	25	7	12.0	12.36	2
2123 A MOTOR CARRIER SAFETY WOMEN	289 74	289 74	7	...	22	...	15	20	214	11	...	12.0	11.26
2125 A HIGHWAY SAFETY WOMEN	245 74	241 71	1	...	5	...	4	39	127	50	15	13.0	13.03	4
2130 A TRAFFIC MANAGEMENT WOMEN	1,730 795	1,730 795	2	...	38	2	371	17	510	477	234	64	15	11.0	11.15
2131 * FREIGHT RATE WOMEN	574 400	574 400	1	47	97	204	96	103	15	6	3	7.0	7.36
2135 T TRANSPORTATION LOSS AND DAMAGE CLAIMS EXAMINING WOMEN	119 93	119 93	3	43	36	16	16	3	1	1	6.0	6.14
2144 T CARGO SCHEDULING WOMEN	42 13	42 13	1	3	22	8	6	...	2	7.0	7.55
2150 A TRANSPORTATION OPERATIONS WOMEN	1,297 320	1,296 320	3	...	47	3	342	23	385	281	154	38	20	11.0	10.89	1
2151 C DISPATCHING WOMEN	431 146	431 146	18	35	38	13	33	7	1	1	5.0	5.25
2152 A AIR TRAFFIC CONTROL WOMEN	23,926 3,368	4,919 872	1	1	...	13	...	181	204	453	2,616	493	697	260	12.0	12.24	14	18,993	2,494
2154 T AIR TRAFFIC ASSISTANCE WOMEN	489 127	489 127	5	6	7	322	50	95	2	2	7.0	7.45
2161 A MARINE CARGO WOMEN	46 9	45 8	1	...	15	...	23	5	1	11.0	10.40	1
2181 T AIRCRAFT OPERATION WOMEN	2,668 31	2,665 31	11	2	81	610	1,632	318	11	13.0	12.82	1	2	...
2183 T AIR NAVIGATION WOMEN	318 6	318 6	1	...	6	272	28	11	...	12.0	12.13
2185 T AIRCREW TECHNICIAN WOMEN	1,032 31	1,032 31	7	40	448	344	180	11	2	10.0	9.67
2199 O TRANSPORTATION STUDENT TRAINEE WOMEN	19 6	19 6	2	5	12	5.0	4.53
2100 TRANSPORTATION WOMEN	45,864 9,453	26,813 6,944	...	1	69	427	1,392	1,316	1,847	510	2,116	633	2,321	9,125	4,561	1,940	555	12.0	10.78	51	19,000	2,497
2299 UNSPECIFIED WHITE-COLLAR SERIES WOMEN	395 171	333 155	...	1	2	14	3	4	5	60	44	5	38	11	33	91	22	11.0	10.95	34	28	12
2200 UNSPECIFIED WOMEN	395 171	333 155	...	1	2	14	3	4	5	60	44	5	38	11	33	91	22	11.0	10.95	34	28	12

1/ P = PROFESSIONAL, A = ADMINISTRATIVE, T = TECHNICAL, C = CLERICAL, O = OTHER, * = SPLIT OCCUPATIONAL CATEGORY



TABLE W-D2 FULL-TIME CIVILIAN GENERAL SCHEDULE EMPLOYMENT BY OCCUPATION, GENDER, GRADE, MEDIAN GRADE, AND AVERAGE GRADE, ALL AREAS, SEPTEMBER 30, 1999

OCCUPATION CODES 1/ TITLES	TOTAL	GENERAL SCHEDULE GRADES															MEDIAN GRADE	AVERAGE GRADE
		1	2	3	4	5	6	7	8	9	10	11	12	13	14	15		
GRAND TOTAL	1,225,805	1,117	2,329	12,888	54,736	116,199	87,274	126,177	47,489	124,492	15,331	175,354	200,333	155,910	69,087	37,089	11.0	9.62
WOMEN	613,377	791	1,504	8,109	37,772	81,367	62,606	81,908	30,725	62,952	6,982	81,454	76,616	50,789	20,346	9,456	9.0	8.67
0006 A CORRECTIONAL INSTITUTION ADMINISTRATION WOMEN	1,650 468	1	...	3	...	38	...	155	659	334	327	133	12.0	12.66
0007 O CORRECTIONAL OFFICER WOMEN	13,097 1,621	1	6	563	1,284	4,835	4,214	1,349	1	755	56	33	7.0	7.61
0011 A BOND SALES PROMOTION WOMEN	116 29	4	...	7	...	13	61	16	12	3	12.0	11.96
0018 A SAFETY AND OCCUPATIONAL HEALTH MANAGEMENT WOMEN	4,136 888	1	11	...	80	...	505	52	1,242	1,385	567	221	72	12.0	11.49
0019 T SAFETY TECHNICIAN WOMEN	216 92	14	45	42	72	14	17	4	2	6	7.0	6.65
0020 P COMMUNITY PLANNING WOMEN	459 121	4	...	10	...	71	147	142	62	23	12.0	12.47
0021 T COMMUNITY PLANNING TECHNICIAN WOMEN	17 12	1	2	3	...	6	...	4	1	9.0	8.71
0023 A OUTDOOR RECREATION PLANNING WOMEN	668 261	10	...	34	...	135	...	246	159	68	14	2	11.0	10.82
0025 * PARK RANGER WOMEN	6,181 1,803	1	15	47	315	969	47	553	...	2,217	6	901	535	344	152	79	9.0	8.83
0028 A ENVIRONMENTAL PROTECTION SPECIALIST WOMEN	5,487 2,253	2	15	...	100	1	662	4	1,180	1,355	1,278	556	334	12.0	11.93
0029 T ENVIRONMENTAL PROTECTION ASSISTANT WOMEN	430 269	3	9	66	82	208	37	24	1	7.0	6.62
0030 A SPORTS SPECIALIST WOMEN	525 81	19	4	189	13	221	11	52	14	2	9.0	8.40
0050 A FUNERAL DIRECTING WOMEN	22 3	40	2	23	2	7	7	7	1	...	12.0	12.09
0060 P CHAPLAIN WOMEN	574 44	22	439	103	8	2	12.0	12.18
0062 A CLOTHING DESIGN WOMEN	27 17	2	...	6	14	3	2	...	12.0	11.81
0072 * FINGERPRINT IDENTIFICATION WOMEN	818 464	1	61	514	65	10	26	29	25	70	14	3	7.0	8.08
0080 A SECURITY ADMINISTRATION WOMEN	4,594 1,745	14	6	136	12	629	13	1,005	1,523	813	310	139	12.0	11.59
0081 O FIRE PROTECTION AND PREVENTION WOMEN	9,170 184	...	5	76	164	1,762	3,608	1,849	612	304	260	276	158	87	7	2	6.0	6.62
0082 O UNITED STATES MARSHAL WOMEN	63 7	63	15.0	15.00
0083 O POLICE WOMEN	6,176 445	10	150	1,632	2,238	996	665	244	112	83	35	11	6.0	6.36
0084 O NUCLEAR MATERIALS COURIER WOMEN	205	3	14	128	171	54	49	17	2	3	4	6.0	6.19
0085 O SECURITY GUARD WOMEN	3,318 321	3	3	112	740	1,640	419	251	110	27	5	7	1	5.0	5.14
0086 C SECURITY CLERICAL AND ASSISTANCE WOMEN	1,242 810	18	195	247	250	428	64	38	1	1	6.0	5.99
0090 T GUIDE WOMEN	349 160	7	6	19	98	174	37	7	1	5.0	4.64
0095 P FOREIGN LAW SPECIALIST WOMEN	18 10	4	6	12	52	74	9	2	1	5.0	4.43
0099 O GENERAL STUDENT TRAINEE WOMEN	177 85	1	1	19	77	43	2	24	8	4.0	4.84
0000 MISCELLANEOUS OCCUPATIONS WOMEN	59,735 12,193	12 5	30 16	305 66	1,771 455	7,213 1,127	8,076 823	10,290 1,847	5,807 597	6,453 1,747	603 39	6,111 1,656	6,616 1,950	3,889 1,175	1,687 473	872 217	8.0 9.0	8.52 9.29
0101 P SOCIAL SCIENCE WOMEN	6,527 3,282	34	1	210	23	1,368	24	2,180	1,075	952	371	289	11.0	11.21
0102 T SOCIAL SCIENCE AID AND TECHNICIAN WOMEN	663 320	7	43	151	138	172	24	112	3	10	3	6.0	6.57
0105 A SOCIAL INSURANCE ADMINISTRATION WOMEN	25,056 16,674	183	...	681	10	894	25	16,349	4,049	1,917	798	150	11.0	11.21
0106 A UNEMPLOYMENT INSURANCE WOMEN	114 50	1	...	4	4	8	55	12	14	13.0	12.79
0107 A HEALTH INSURANCE ADMINISTRATION WOMEN	1,809 1,165	3	...	39	...	67	...	99	513	787	223	78	13.0	12.53

1/ P = PROFESSIONAL, A = ADMINISTRATIVE, T = TECHNICAL, C = CLERICAL, O = OTHER, * = SPLIT OCCUPATIONAL CATEGORY

TABLE W-D2 FULL-TIME CIVILIAN GENERAL SCHEDULE EMPLOYMENT BY OCCUPATION, GENDER, GRADE, MEDIAN GRADE, AND AVERAGE GRADE, ALL AREAS, SEPTEMBER 30, 1999

OCCUPATION CODES 1/ TITLES	TOTAL	GENERAL SCHEDULE GRADES															MEDIAN GRADE	AVERAGE GRADE	
		1	2	3	4	5	6	7	8	9	10	11	12	13	14	15			
0110 P ECONOMIST	3,717	4	...	98	...	164	...	247	920	1,020	667	597	13.0	12.78	
WOMEN	1,039	2	...	50	...	66	...	87	279	277	166	112	13.0	12.38	
0119 T ECONOMICS ASSISTANT	110	3	4	43	42	11	5	2	7.0	6.70	
WOMEN	85	1	33	36	8	5	2	7.0	6.87	
0130 P FOREIGN AFFAIRS	757	3	...	22	...	28	111	115	157	321	14.0	13.69	
WOMEN	332	1	...	13	...	14	75	72	70	87	13.0	13.25	
0131 P INTERNATIONAL RELATIONS	126	2	...	5	...	6	7	40	38	28	14.0	13.34	
WOMEN	41	1	...	3	...	3	4	13	11	6	13.0	12.88	
0132 A INTELLIGENCE	2,881	6	...	89	...	302	...	744	672	689	292	87	12.0	11.79	
WOMEN	1,446	5	...	54	...	189	...	513	288	266	113	18	11.0	11.42	
0134 C INTELLIGENCE AID AND CLERK	160	18	13	37	30	62	8.0	7.66	
WOMEN	134	13	10	28	29	54	8.0	7.75	
0135 P FOREIGN AGRICULTURAL AFFAIRS	3	1	2	15.0	14.67
WOMEN	0.0	0.00
0136 A INTERNATIONAL COOPERATION	18	2	3	8	5	...	13.0	12.89	
WOMEN	12	3	5	4	13.0	13.08	
0140 P MANPOWER RESEARCH AND ANALYSIS	29	1	4	10	10	4	13.0	13.41	
WOMEN	16	1	3	6	5	1	13.0	13.13	
0142 A MANPOWER DEVELOPMENT	414	5	...	11	...	49	88	178	52	31	13.0	12.65	
WOMEN	205	4	...	6	...	28	50	90	20	7	13.0	12.41	
0150 P GEOGRAPHY	336	3	...	12	...	53	...	88	107	46	18	9	12.0	11.35	
WOMEN	111	1	...	6	...	27	...	30	36	9	1	1	11.0	10.79	
0160 A CIVIL RIGHTS ANALYSIS	46	2	...	9	13	13	1	8	12.0	12.52	
WOMEN	30	2	...	9	10	7	...	2	12.0	11.93	
0170 P HISTORY	613	2	...	10	...	42	...	116	207	146	64	26	12.0	12.08	
WOMEN	155	1	...	3	...	12	...	38	52	39	5	5	12.0	11.79	
0180 P PSYCHOLOGY	3,046	10	...	120	...	228	492	1,727	332	137	13.0	12.71	
WOMEN	1,072	8	...	64	...	130	166	589	88	27	13.0	12.45	
0181 T PSYCHOLOGY AID AND TECHNICIAN	609	...	2	2	50	106	178	44	202	6	17	2	7.0	7.53	
WOMEN	296	...	1	1	22	49	86	16	111	4	6	7.0	7.59	
0184 P SOCIOLOGY	35	2	10	9	10	4	...	13.0	13.11	
WOMEN	16	2	5	3	6	13.0	12.81	
0185 P SOCIAL WORK	4,565	1	150	3,267	952	146	47	2	11.0	11.24			
WOMEN	2,684	1	105	1,986	499	77	16	11.0	11.18	
0186 T SOCIAL SERVICES AID AND ASSISTANT	959	...	2	10	43	302	158	312	51	66	...	10	5	6.0	6.28	
WOMEN	545	9	29	172	113	157	37	23	...	1	4	6.0	6.13	
0187 A SOCIAL SERVICES	478	12	15	129	192	117	4	9	8.0	7.91	
WOMEN	351	9	12	93	145	84	3	5	8.0	7.89	
0188 A RECREATION SPECIALIST	1,759	...	1	...	49	16	514	40	842	55	201	37	3	1	9.0	8.58	
WOMEN	599	17	6	232	12	255	16	50	11	9.0	8.31	
0189 T RECREATION AID AND ASSISTANT	1,904	18	218	465	466	519	126	87	4	1	4.0	4.05	
WOMEN	844	7	108	228	203	214	54	29	1	1	4.0	3.94	
0190 P GENERAL ANTHROPOLOGY	81	6	...	15	18	23	5	14	13.0	12.52	
WOMEN	37	5	...	8	9	8	3	4	12.0	12.08	
0193 P ARCHEOLOGY	973	28	...	61	...	208	...	333	244	83	12	4	11.0	10.62	
WOMEN	368	14	...	34	...	92	...	131	67	27	3	...	11.0	10.26	
0199 O SOCIAL SCIENCE STUDENT TRAINEE	113	6	26	13	...	32	...	23	...	9	4	7.0	6.77	
WOMEN	68	5	15	9	...	18	...	15	...	4	2	7.0	6.60	
0100 SOCIAL SCIENCE, PSYCHOLOGY, AND WELFARE	57,901	18	220	491	583	1,382	616	2,728	429	4,844	119	24,023	9,560	7,967	3,116	1,805	11.0	10.97	
WOMEN	31,977	7	108	246	270	679	364	1,505	279	2,584	47	16,062	4,834	3,419	1,101	472	11.0	10.81	
0201 A PERSONNEL MANAGEMENT	10,537	34	...	317	3	983	...	2,007	2,905	2,666	1,141	481	12.0	11.96	
WOMEN	7,600	26	...	271	3	854	...	1,618	2,198	1,744	652	234	12.0	11.74	
0203 * PERSONNEL CLERICAL AND ASSISTANCE	7,571	1	3	45	525	1,761	1,518	3,046	478	179	9	4	1	1	6.0	6.22	
WOMEN	6,653	1	3	39	422	1,489	1,311	2,763	439	173	8	4	1	7.0	6.26	
0204 * MILITARY PERSONNEL CLERICAL AND TECHNICIAN	6,805	35	1,314	2,461	1,244	1,511	153	74	7	3	3	5.0	5.55	
WOMEN	4,680	25	963	1,635	910	1,012	88	40	4	3	5.0	5.51	
0205 A MILITARY PERSONNEL MANAGEMENT	1,856	2	...	10	...	634	12	522	458	186	23	9	11.0	10.79	
WOMEN	839	1	...	7	...	361	4	239	171	50	5	1	11.0	10.44	
0212 A PERSONNEL STAFFING	1,955	7	...	67	...	277	...	719	594	230	58	3	11.0	11.19	
WOMEN	1,626	6	...	51	...	251	...	597	518	163	38	2	11.0	11.14	
0221 A POSITION CLASSIFICATION	786	3	...	17	...	46	...	215	275	189	37	4	12.0	11.77	
WOMEN	507	3	...	14	...	43	...	140	178	115	13	1	12.0	11.57	
0222 A OCCUPATIONAL ANALYSIS	29	7	17	3	1	1	12.0	12.03	
WOMEN	10	2	7	1	12.0	11.90	
0223 A SALARY AND WAGE ADMINISTRATION	128	3	...	25	...	39	26	25	8	2	11.0	11.36	
WOMEN	75	2	...	22	...	23	12	12	4	...	11.0	10.95	
0230 A EMPLOYEE RELATIONS	1,514	12	...	76	...	205	...	388	447	293	85	8	12.0	11.35	
WOMEN	1,148	10	...	70	...	188	...	303	326	199	47	5	12.0	11.15	

1/ P = PROFESSIONAL, A = ADMINISTRATIVE, T = TECHNICAL, C = CLERICAL, O = OTHER, * = SPLIT OCCUPATIONAL CATEGORY

TABLE W-D2 FULL-TIME CIVILIAN GENERAL SCHEDULE EMPLOYMENT BY OCCUPATION, GENDER, GRADE, MEDIAN GRADE, AND AVERAGE GRADE, ALL AREAS, SEPTEMBER 30, 1999

OCCUPATION	TOTAL	GENERAL SCHEDULE GRADES															MEDIAN GRADE	AVERAGE GRADE
		1	2	3	4	5	6	7	8	9	10	11	12	13	14	15		
0233 A LABOR RELATIONS	965	2	...	24	...	43	...	171	356	248	97	24	12.0	12.08
WOMEN	491	1	...	17	...	29	...	112	185	107	34	6	12.0	11.80
0235 A EMPLOYEE DEVELOPMENT	1,724	4	...	27	...	186	4	398	561	386	130	28	12.0	11.77
WOMEN	1,155	2	...	19	...	149	2	278	394	230	69	12	12.0	11.62
0241 A MEDIATION	224	2	19	20	158	25	14.0	13.83
WOMEN	43	2	4	5	28	4	14.0	13.65
0243 A APPRENTICESHIP AND TRAINING	143	18	...	23	49	31	10	12	12.0	12.07
WOMEN	48	8	...	16	14	6	2	2	11.0	11.50
0244 A LABOR MANAGEMENT RELATIONS EXAMINING	348	4	...	18	...	11	21	189	68	37	13.0	13.01
WOMEN	134	3	...	14	...	6	12	76	16	7	13.0	12.49
0246 A CONTRACTOR INDUSTRIAL RELATIONS	119	2	...	11	...	16	39	32	14	5	12.0	12.13
WOMEN	65	2	...	9	...	15	23	11	3	2	12.0	11.55
0249 A WAGE AND HOUR COMPLIANCE	1,118	1	...	46	...	76	...	187	642	98	61	7	12.0	11.63
WOMEN	478	22	...	40	...	102	270	30	12	2	12.0	11.43
0260 A EQUAL EMPLOYMENT OPPORTUNITY	2,497	10	...	43	...	160	...	571	632	738	245	98	12.0	12.07
WOMEN	1,747	9	...	35	...	126	...	408	464	508	137	60	12.0	11.96
0270 A FEDERAL RETIREMENT BENEFITS	406	6	...	117	...	144	68	56	11	4	11.0	10.93
WOMEN	282	3	...	90	...	107	45	27	6	4	11.0	10.79
0299 O PERSONNEL MANAGEMENT STUDENT TRAINEE	62	5	24	20	1	7	...	4	...	1	5.0	5.05
WOMEN	49	5	20	16	1	6	...	1	4.0	4.73
0200 PERSONNEL MANAGEMENT AND INDUSTRIAL RELATIONS	38,787	1	3	85	1,863	4,317	2,763	5,206	634	3,056	32	5,428	7,113	5,391	2,147	748	11.0	9.58
WOMEN	27,630	1	3	69	1,405	3,198	2,222	4,297	530	2,398	18	3,975	4,822	3,284	1,066	342	9.0	9.25
0301 A MISCELLANEOUS ADMINISTRATION AND PROGRAM	44,035	2	7	1	9	139	31	1,204	157	8,238	517	8,537	9,802	7,812	4,179	3,400	12.0	11.64
WOMEN	23,676	1	5	1	5	93	19	852	120	5,784	326	5,172	4,954	3,429	1,714	1,201	11.0	11.23
0302 C MESSENGER	37	3	22	6	2	2	...	1	1	2.0	2.84
WOMEN	9	...	4	2	1	1	1	3.0	4.44
0303 * MISCELLANEOUS CLERK AND ASSISTANT	59,101	770	833	2,092	9,287	14,903	11,053	15,007	3,386	1,263	328	154	17	8	6.0	5.68
WOMEN	46,230	594	624	1,520	6,866	11,450	9,031	11,858	2,777	1,065	296	130	15	4	6.0	5.73
0304 C INFORMATION RECEPTIONIST	858	4	21	189	533	97	8	6	4.0	3.87
WOMEN	691	4	13	140	438	85	8	3	4.0	3.90
0305 C MAIL AND FILE	9,996	63	123	2,341	4,097	1,539	1,016	385	314	70	26	18	3	1	4.0	4.39
WOMEN	5,549	40	81	1,293	1,973	810	729	270	258	54	22	15	3	1	4.0	4.55
71 0309 C CORRESPONDENCE CLERK	240	3	60	133	24	9	6	4	5.0	5.07
WOMEN	194	47	108	20	9	5	4	5.0	5.15
0312 C CLERK-STENOGRAPHER AND REPORTER	63	1	15	23	6	2	10	2	1	2	1	5.0	5.87
WOMEN	59	1	15	22	5	2	10	2	...	2	5.0	5.71
0313 C WORK UNIT SUPERVISING	157	1	6	21	51	50	20	8	8.0	8.50
WOMEN	150	1	5	21	48	47	20	8	8.0	8.51
0318 C SECRETARY	49,360	1	6	1,693	16,769	14,046	14,046	9,345	4,652	2,040	668	115	22	3	6.0	6.16
WOMEN	48,047	1	...	6	1,585	16,133	13,713	9,188	4,597	2,021	664	114	22	3	6.0	6.18
0319 C CLOSED MICROPHONE REPORTING	113	4	10	65	29	5	8.0	8.19
WOMEN	94	4	8	55	23	4	8.0	8.16
0322 C CLERK-TYPIST	1,091	14	54	183	743	77	15	2	3	4.0	3.81
WOMEN	936	12	45	156	635	69	14	2	3	4.0	3.82
0326 * OFFICE AUTOMATION CLERICAL AND ASSISTANCE	12,923	31	295	1,360	5,765	4,030	953	464	21	4	4.0	4.42
WOMEN	11,120	24	227	1,116	4,871	3,580	860	421	18	3	4.0	4.45
0332 T COMPUTER OPERATION	2,494	2	72	210	295	896	462	378	66	85	24	4	7.0	7.39
WOMEN	1,309	39	126	168	487	256	167	27	33	5	1	7.0	7.23
0334 A COMPUTER SPECIALIST	49,915	1	236	4	1,234	4	4,159	33	9,530	18,064	11,779	3,837	1,034	12.0	11.85
WOMEN	20,446	1	143	3	660	3	2,158	18	4,376	7,491	4,170	1,170	253	12.0	11.61
0335 * COMPUTER CLERK AND ASSISTANT	5,547	6	31	50	296	871	919	2,086	523	665	55	38	6	1	7.0	6.69
WOMEN	3,665	3	12	23	175	579	622	1,382	387	423	33	20	6	7.0	6.72
0340 A PROGRAM MANAGEMENT	5,556	6	...	21	4	63	385	1,172	1,754	2,151	14.0	13.97
WOMEN	1,706	5	...	16	4	32	121	379	606	543	14.0	13.82
0341 A ADMINISTRATIVE OFFICER	5,697	10	1	156	11	1,214	31	1,590	1,253	881	320	230	11.0	11.30
WOMEN	4,111	8	1	141	11	1,019	20	1,218	934	476	187	96	11.0	11.03
0342 A SUPPORT SERVICES ADMINISTRATION	3,095	1	46	182	795	366	413	68	518	318	210	114	64	9.0	9.38
WOMEN	1,764	1	18	133	433	246	275	33	285	167	107	49	17	9.0	9.16
0343 A MANAGEMENT AND PROGRAM ANALYSIS	38,019	83	3	638	2	4,440	37	6,933	9,908	9,536	4,544	1,895	12.0	12.00
WOMEN	24,252	68	3	510	2	3,451	15	5,059	6,415	5,730	2,246	753	12.0	11.75
0344 * MANAGEMENT AND PROGRAM CLERICAL AND ASSISTANCE	6,049	...	1	4	51	794	1,244	3,356	439	122	14	10	4	6	2	2	7.0	6.64
WOMEN	5,190	...	1	2	39	648	1,091	2,884	394	108	10	7	3	3	7.0	6.65
0346 A LOGISTICS MANAGEMENT	10,469	19	1	228	1	687	5	1,814	4,416	2,381	666	251	12.0	11.93
WOMEN	3,142	5	1	128	...	240	...	712	1,292	587	142	35	12.0	11.64
0350 C EQUIPMENT OPERATOR	995	1	13	126	509	258	56	17	14	1	4.0	4.33
WOMEN	428	1	12	58	197	112	32	11	5	4.0	4.34
0351 C PRINTING CLERICAL	127	...	1	17	38	53	16	2	6.0	5.56
WOMEN	97	...	1	13	21	48	12	2	6.0	5.64

1/ P = PROFESSIONAL, A = ADMINISTRATIVE, T = TECHNICAL, C = CLERICAL, O = OTHER, * = SPLIT OCCUPATIONAL CATEGORY

TABLE W-D2 FULL-TIME CIVILIAN GENERAL SCHEDULE EMPLOYMENT BY OCCUPATION, GENDER, GRADE, MEDIAN GRADE, AND AVERAGE GRADE, ALL AREAS, SEPTEMBER 30, 1999

OCCUPATION CODES 1/ TITLES	TOTAL	GENERAL SCHEDULE GRADES															MEDIAN GRADE	AVERAGE GRADE
		1	2	3	4	5	6	7	8	9	10	11	12	13	14	15		
0356 C DATA TRANSCRIBER	1,878	...	3	95	1,448	170	14	106	13	2	20	5	...	2	4.0	4.35
WOMEN	1,679	...	2	71	1,301	157	12	99	13	2	17	5	4.0	4.36
0357 C CODING	122	...	1	46	27	23	20	5	5.0	5.25
WOMEN	98	37	22	20	15	4	5.0	5.26
0360 A EQUAL OPPORTUNITY COMPLIANCE	1,839	5	...	41	...	70	...	133	893	419	207	71	12.0	12.25
WOMEN	1,066	2	...	30	...	50	...	80	532	230	107	35	12.0	12.15
0361 T EQUAL OPPORTUNITY ASSISTANCE	529	1	10	73	112	277	45	8	2	...	1	7.0	6.58
WOMEN	467	9	61	100	245	43	6	2	...	1	7.0	6.61
0382 C TELEPHONE OPERATING	1,192	3	2	207	820	80	54	20	5	1	4.0	4.04
WOMEN	847	3	2	164	547	63	42	20	5	1	4.0	4.06
0390 T TELECOMMUNICATIONS PROCESSING	690	7	55	178	164	136	85	47	18	6.0	6.30
WOMEN	287	6	31	79	73	44	35	15	4	6.0	6.06
0391 A TELECOMMUNICATIONS	6,794	30	4	153	6	1,058	21	1,463	2,032	1,418	459	150	12.0	11.57
WOMEN	1,801	18	3	69	2	387	5	396	494	315	86	26	12.0	11.17
0392 T GENERAL TELECOMMUNICATIONS	798	8	59	168	118	222	41	92	9	42	28	9	2	...	7.0	6.96
WOMEN	341	4	15	63	61	116	18	35	6	19	4	7.0	6.87
0394 C COMMUNICATIONS CLERICAL	177	34	97	22	23	...	1	5.0	5.21
WOMEN	137	23	72	20	22	5.0	5.30
0399 O ADMINISTRATION AND OFFICE SUPPORT STUDENT TRAINEE	498	14	25	45	205	122	10	50	...	18	...	7	2	4.0	4.62
WOMEN	300	10	20	35	123	67	6	29	...	6	...	1	4.0	4.40
0300 GENERAL ADMINISTRATION, CLERICAL, AND OFFICE SERVICES	320,454	912	1,431	6,728	25,828	41,228	30,441	36,932	10,689	25,097	1,948	31,065	47,180	35,642	16,084	9,249	9.0	8.86
WOMEN	209,888	693	1,049	4,598	18,987	34,683	26,847	29,977	9,317	17,362	1,526	17,686	22,461	15,435	6,307	2,960	7.0	8.01
0401 P GENERAL BIOLOGICAL SCIENCE	9,038	59	...	246	2	873	5	2,389	2,710	1,530	744	480	12.0	11.76
WOMEN	2,949	32	...	117	1	416	2	928	753	425	181	94	11.0	11.35
0403 P MICROBIOLOGY	1,685	2	...	37	...	124	4	309	413	385	250	161	12.0	12.28
WOMEN	721	1	...	20	...	79	3	175	198	144	66	35	12.0	11.80
0404 T BIOLOGICAL SCIENCE TECHNICIAN	5,793	44	73	167	495	1,546	693	1,244	477	900	51	95	8	6.0	6.36
WOMEN	2,572	18	38	98	249	710	275	565	208	352	23	32	4	6.0	6.22
0405 P PHARMACOLOGY	270	1	...	2	13	113	88	53	14.0	13.64
WOMEN	85	1	...	1	6	41	25	11	13.0	13.41
0406 P AGRICULTURAL EXTENSION	5	3	1	1	13.0	13.60
WOMEN	3	2	...	1	13.0	13.67
0408 P ECOLOGY	845	2	...	13	...	79	...	191	221	217	86	36	12.0	11.99
WOMEN	261	6	...	39	...	83	62	47	17	7	12.0	11.51
0410 P ZOOLOGY	87	1	...	1	...	5	...	6	10	15	17	32	14.0	13.29
WOMEN	14	2	...	3	2	...	3	...	12.0	11.64
0413 P PHYSIOLOGY	312	7	2	30	37	105	85	46	13.0	13.15
WOMEN	85	2	1	12	17	30	19	4	13.0	12.71
0414 P ENTOMOLOGY	584	5	...	15	...	83	165	117	127	72	13.0	12.74
WOMEN	83	1	...	5	...	17	36	11	10	3	12.0	12.04
0415 P TOXICOLOGY	279	1	...	2	...	6	27	116	86	41	13.0	13.41
WOMEN	84	1	...	1	...	3	11	32	27	9	13.0	13.21
0421 T PLANT PROTECTION TECHNICIAN	357	13	28	261	16	39	5.0	5.11
WOMEN	133	11	11	96	7	8	5.0	4.92
0430 P BOTANY	368	5	...	41	...	96	...	116	47	36	13	14	11.0	10.53
WOMEN	196	4	...	24	...	60	...	66	22	13	3	4	11.0	10.15
0434 P PLANT PATHOLOGY	256	1	...	13	...	24	55	66	57	40	13.0	12.91
WOMEN	56	1	...	6	...	9	16	16	7	1	12.0	12.02
0435 P PLANT PHYSIOLOGY	259	12	...	36	26	65	69	51	13.0	13.10
WOMEN	63	5	...	13	10	20	12	3	13.0	12.40
0436 P PLANT PROTECTION AND QUARANTINE	1,619	41	...	70	...	681	...	551	170	86	18	2	11.0	10.08
WOMEN	406	12	...	24	...	177	...	128	41	19	5	...	9.0	9.95
0437 P HORTICULTURE	142	5	...	33	...	42	20	18	14	10	11.0	11.37
WOMEN	46	1	...	13	...	18	6	4	4	...	11.0	10.91
0440 P GENETICS	314	6	...	11	...	40	59	60	75	63	13.0	12.94
WOMEN	68	4	...	2	...	14	15	12	14	7	12.0	12.31
0454 P RANGELAND MANAGEMENT	1,016	8	...	41	...	264	...	525	111	37	19	11	11.0	10.55
WOMEN	208	3	...	12	...	90	...	90	10	2	...	1	9.0	9.90
0455 T RANGE TECHNICIAN	1,009	1	10	63	113	214	177	221	53	123	8	23	3	6.0	6.19
WOMEN	177	...	2	7	20	45	35	34	10	22	2	6.0	6.10
0457 P SOIL CONSERVATION	4,148	26	...	116	...	754	...	1,901	1,081	215	40	15	11.0	10.89
WOMEN	755	11	...	61	...	252	...	307	104	15	4	1	11.0	10.12
0458 T SOIL CONSERVATION TECHNICIAN	1,429	...	5	9	69	118	238	738	209	43	7.0	6.69
WOMEN	267	...	1	7	28	41	68	106	14	2	6.0	6.07

1/ P = PROFESSIONAL, A = ADMINISTRATIVE, T = TECHNICAL, C = CLERICAL, O = OTHER, * = SPLIT OCCUPATIONAL CATEGORY

TABLE W-D2 FULL-TIME CIVILIAN GENERAL SCHEDULE EMPLOYMENT BY OCCUPATION, GENDER, GRADE, MEDIAN GRADE, AND AVERAGE GRADE, ALL AREAS, SEPTEMBER 30, 1999

OCCUPATION	GENERAL SCHEDULE GRADES																MEDIAN GRADE	AVERAGE GRADE		
	TOTAL	1	2	3	4	5	6	7	8	9	10	11	12	13	14	15				
0459 T IRRIGATION SYSTEM OPERATION	123	1	12	71	11	13	5	7	...	2	1	5.0	5.69		
WOMEN	1	1	5.0	5.00		
0460 P FORESTRY	3,652	45	...	52	...	942	2	1,378	595	439	136	63	11.0	10.94		
WOMEN	701	8	...	12	...	302	...	221	87	53	15	3	11.0	10.36		
0462 T FORESTRY TECHNICIAN	13,262	11	231	1,372	2,463	2,735	1,523	2,148	511	1,607	170	405	81	5	5.0	5.88		
WOMEN	2,700	4	62	293	520	720	254	486	44	245	9	55	8	5.0	5.54		
0470 P SOIL SCIENCE	1,352	7	...	46	...	182	...	509	344	126	81	57	11.0	11.35		
WOMEN	166	4	...	19	...	46	...	44	28	15	7	3	11.0	10.39		
0471 P AGRONOMY	276	6	...	21	...	75	92	35	34	12	12.0	11.89		
WOMEN	25	2	...	8	...	10	3	1	1	...	11.0	10.36		
0475 P AGRICULTURAL MANAGEMENT	1,696	7	...	26	...	213	592	768	75	9	6	12.0	11.23	
WOMEN	479	1	...	14	...	144	205	105	9	1	11.0	10.53		
0480 P GENERAL FISH AND WILDLIFE ADMINISTRATION	185	2	...	6	9	13	91	64	14.0	14.03
WOMEN	39	2	20	17	14.0	14.38	
0482 P FISHERY BIOLOGY	1,933	43	...	120	...	334	...	541	427	291	138	39	11.0	11.09	
WOMEN	393	10	...	34	...	100	...	118	74	42	12	3	11.0	10.52	
0485 P WILDLIFE REFUGE MANAGEMENT	653	11	...	17	...	73	...	155	195	148	53	1	12.0	11.57	
WOMEN	100	3	...	11	...	8	...	22	33	15	11.0	10.75	
0486 P WILDLIFE BIOLOGY	2,230	44	...	103	...	404	...	876	407	264	109	23	11.0	10.94	
WOMEN	571	16	...	45	...	163	...	229	70	38	9	1	11.0	10.26	
0487 P ANIMAL SCIENCE	92	6	...	14	10	17	25	20	13.0	13.03		
WOMEN	15	1	...	7	3	1	3	...	11.0	11.80		
0493 P HOME ECONOMICS	14	1	...	1	...	4	2	5	1	...	12.0	11.64	
WOMEN	12	1	...	1	...	3	1	5	1	...	12.0	11.67	
0499 O BIOLOGICAL SCIENCE STUDENT TRAINEE	379	...	2	19	198	72	5	48	...	27	...	8	4.0	5.04	
WOMEN	182	...	2	6	84	35	3	31	...	16	...	5	4.0	5.31	
0400 BIOLOGICAL SCIENCES	55,662	56	321	1,644	3,378	5,318	2,663	5,405	1,257	7,855	243	10,934	8,107	4,602	2,466	1,413	9.0	9.27		
WOMEN	14,616	22	105	422	912	1,754	642	1,637	277	2,571	38	2,818	1,728	1,016	462	212	9.0	8.86		
0501 A FINANCIAL ADMINISTRATION AND PROGRAM	8,359	17	1	269	5	1,297	20	2,053	2,337	1,425	592	343	12.0	11.54		
WOMEN	5,288	15	1	197	4	1,039	12	1,455	1,476	748	240	101	11.0	11.21		
0503 * FINANCIAL CLERICAL AND ASSISTANCE	5,789	...	7	112	383	1,475	1,418	1,739	342	175	86	32	20	6.0	6.17		
WOMEN	4,536	...	6	71	284	1,148	1,127	1,389	275	127	67	23	19	6.0	6.19		
0505 A FINANCIAL MANAGEMENT	1,158	1	1	...	2	...	11	283	336	313	211	13.0	13.35		
WOMEN	393	1	1	...	2	...	5	110	112	112	50	13.0	13.18		
0510 P ACCOUNTING	11,379	65	...	397	3	877	22	2,034	3,627	2,605	1,316	433	12.0	11.95		
WOMEN	5,721	49	...	298	2	607	12	1,196	1,886	1,112	457	102	12.0	11.55		
0511 P AUDITING	11,097	57	...	384	...	376	...	516	4,980	3,236	1,138	410	12.0	12.25		
WOMEN	3,846	38	...	229	...	221	...	233	1,878	965	222	60	12.0	11.81		
0512 P INTERNAL REVENUE AGENT	13,274	10	...	19	...	67	...	2,792	3,620	5,707	1,035	24	13.0	12.35		
WOMEN	5,279	6	...	4	...	44	...	1,485	1,732	1,774	227	7	12.0	12.11		
0525 * ACCOUNTING TECHNICIAN	15,445	...	1	13	544	3,814	4,623	5,109	1,103	160	55	12	11	6.0	6.21		
WOMEN	12,100	...	1	6	406	2,794	3,559	4,227	907	133	48	11	8	6.0	6.26		
0526 T TAX TECHNICIAN	3,224	8	...	37	...	2,837	...	190	146	6	9.0	9.23		
WOMEN	2,222	5	...	30	...	1,926	...	134	123	4	9.0	9.26		
0530 C CASH PROCESSING	1,122	...	12	36	494	294	227	49	6	3	1	5.0	4.78		
WOMEN	922	...	8	28	429	224	183	41	6	2	1	4.0	4.77		
0540 C VOUCHER EXAMINING	1,753	2	351	787	388	129	88	3	2	2	1	5.0	5.34		
WOMEN	1,229	2	236	523	299	94	70	2	1	1	1	5.0	5.39		
0544 * CIVILIAN PAY	1,815	4	78	388	647	574	81	29	7	5	...	2	6.0	6.18		
WOMEN	1,461	2	65	302	519	470	66	28	4	4	...	1	6.0	6.20		
0545 * MILITARY PAY	2,167	126	1,048	529	289	139	25	7	3	1	5.0	5.72		
WOMEN	1,407	83	675	361	181	86	13	5	2	1	5.0	5.71		
0560 A BUDGET ANALYSIS	12,093	44	...	349	5	2,833	18	3,224	2,729	1,761	735	395	11.0	11.22		
WOMEN	8,756	33	...	280	5	2,274	12	2,481	1,981	1,156	389	145	11.0	11.02		
0561 * BUDGET CLERICAL AND ASSISTANCE	3,041	54	468	691	1,684	123	19	...	2	7.0	6.47		
WOMEN	2,644	41	389	599	1,485	111	17	...	2	7.0	6.49		
0570 A FINANCIAL INSTITUTION EXAMINING	1	1	13.0	13.00		
WOMEN	0.0	0.00		
0580 A CREDIT UNION EXAMINER	0.0	0.00		
WOMEN	0.0	0.00		
0592 * TAX EXAMINING	13,643	7	525	2,213	3,397	5,046	1,385	326	492	90	161	1	7.0	6.65		
WOMEN	10,735	5	383	1,695	2,655	3,952	1,160	267	401	82	134	1	7.0	6.69		
0593 T INSURANCE ACCOUNTS	49	9	7	22	6	5	6.0	5.82		
WOMEN	36	6	5	16	5	4	6.0	5.89		
0599 O FINANCIAL MANAGEMENT STUDENT TRAINEE	109	7	48	41	...	12	...	1	4.0	4.69		
WOMEN	75	5	25	33	...	11	...	1	5.0	4.88		
0500 ACCOUNTING AND BUDGET	105,518	20	181	2,612	10,736	11,944	16,093	3,285	9,030	710	10,966	17,916	15,080	5,129	1,816	9.0	9.42			
WOMEN	66,650	15	119	1,958	7,934	9,320	12,894	2,696	6,703	563	7,114	9,349	5,873	1,647	465	8.0	8.68			

73

1/ P = PROFESSIONAL, A = ADMINISTRATIVE, T = TECHNICAL, C = CLERICAL, O = OTHER, * = SPLIT OCCUPATIONAL CATEGORY

TABLE W-D2 FULL-TIME CIVILIAN GENERAL SCHEDULE EMPLOYMENT BY OCCUPATION, GENDER, GRADE, MEDIAN GRADE, AND AVERAGE GRADE, ALL AREAS, SEPTEMBER 30, 1999

OCCUPATION CODES 1/ TITLES	TOTAL	GENERAL SCHEDULE GRADES															MEDIAN GRADE	AVERAGE GRADE
		1	2	3	4	5	6	7	8	9	10	11	12	13	14	15		
0601 P GENERAL HEALTH SCIENCE	4,274	8	2	104	681	601	114	561	467	660	666	410	12.0	11.37
WOMEN	2,263	5	2	76	326	324	54	310	281	391	310	184	12.0	11.31
0602 P MEDICAL OFFICER	2,115	77	241	745	1,052	14.0	14.31
WOMEN	696	13	89	302	292	14.0	14.25
0603 A PHYSICIAN'S ASSISTANT	869	8	...	10	...	770	76	5	11.0	11.04
WOMEN	242	7	...	3	...	208	21	3	11.0	10.97
0610 P NURSE	6,555	4	41	...	114	1	2,314	1,452	1,907	555	144	19	4	10.0	10.10
WOMEN	5,961	4	37	...	101	1	2,090	1,305	1,747	520	134	18	4	10.0	10.11
0620 T PRACTICAL NURSE	10,883	128	413	4,016	6,228	98	6.0	5.53
WOMEN	9,204	102	331	3,369	5,318	84	6.0	5.54
0621 T NURSING ASSISTANT	10,168	42	72	309	3,758	5,489	486	7	5	5.0	4.58
WOMEN	6,827	26	57	175	2,666	3,614	285	2	2	5.0	4.56
0622 T MEDICAL SUPPLY AIDE AND TECHNICIAN	2,017	2	1	28	218	1,010	581	129	31	16	1	5.0	5.36
WOMEN	870	10	76	415	281	60	19	8	1	5.0	5.46
0625 T AUTOPSY ASSISTANT	45	9	26	7	3	5.0	5.09
WOMEN	6	1	5	5.0	4.83
0630 P DIETITIAN AND NUTRITIONIST	1,370	22	...	127	36	777	187	140	68	13	11.0	11.25
WOMEN	1,278	21	...	116	34	734	173	126	64	10	11.0	11.24
0631 P OCCUPATIONAL THERAPIST	667	15	...	81	197	314	58	1	...	1	11.0	10.47
WOMEN	548	11	...	68	147	265	56	1	11.0	10.51
0633 P PHYSICAL THERAPIST	769	17	...	143	244	289	76	10.0	10.32
WOMEN	482	8	...	80	152	191	51	11.0	10.39
0635 P CORRECTIVE THERAPIST	461	8	2	35	312	82	22	10.0	10.14
WOMEN	164	2	1	15	116	26	4	10.0	10.07
0636 T REHABILITATION THERAPY ASSISTANT	773	1	...	4	23	138	422	170	14	1	6.0	6.00
WOMEN	412	1	...	3	12	72	224	91	8	1	6.0	6.00
0637 P MANUAL ARTS THERAPIST	70	1	1	49	11	7	1	9.0	9.36
WOMEN	10	8	2	9.0	9.20
0638 P RECREATION/CREATIVE ARTS THERAPIST	748	15	...	126	495	68	33	8	1	1	10.0	9.99
WOMEN	414	13	...	79	267	38	12	3	1	...	10.0	9.88
0639 P EDUCATIONAL THERAPIST	10	7	2	1	9.0	9.40
WOMEN	8	6	1	1	9.0	9.38
0640 T HEALTH AID AND TECHNICIAN	5,859	15	39	143	703	1,458	1,580	1,377	246	220	34	43	1	6.0	5.89
WOMEN	3,386	10	31	61	436	1,013	937	683	124	60	8	23	6.0	5.71
74 0642 T NUCLEAR MEDICINE TECHNICIAN	131	2	3	...	10	26	66	14	7	3	9.0	8.76
WOMEN	65	1	2	...	5	16	29	8	3	1	9.0	8.66
0644 P MEDICAL TECHNOLOGIST	5,254	14	...	105	2	3,260	358	1,169	274	71	1	...	9.0	9.67
WOMEN	3,525	8	...	74	1	2,170	246	799	183	43	1	...	9.0	9.68
0645 T MEDICAL TECHNICIAN	1,735	3	3	42	428	325	352	534	24	17	2	5	6.0	5.61
WOMEN	1,155	3	1	33	304	223	220	348	13	6	1	3	6.0	5.53
0646 T PATHOLOGY TECHNICIAN	426	3	18	62	228	47	45	9	12	2	7.0	7.27
WOMEN	293	3	12	43	159	31	32	4	8	1	7.0	7.23
0647 T DIAGNOSTIC RADIOLOGIC TECHNOLOGIST	2,961	7	115	705	787	910	243	96	66	30	2	7.0	7.39
WOMEN	1,452	1	57	359	399	446	122	36	21	11	7.0	7.32
0648 T THERAPEUTIC RADIOLOGIC TECHNOLOGIST	131	3	3	9	60	22	14	14	6	8.0	8.70
WOMEN	83	3	2	5	41	10	8	9	5	8.0	8.66
0649 T MEDICAL INSTRUMENT TECHNICIAN	1,917	1	32	160	471	463	556	159	53	20	2	7.0	7.12
WOMEN	1,141	23	96	290	261	350	90	22	7	2	7.0	7.07
0650 T MEDICAL TECHNICAL ASSISTANT	1	1	9.0	9.00
WOMEN	1	1	9.0	9.00
0651 T RESPIRATORY THERAPIST	361	3	7	95	174	56	14	8	4	7.0	7.02
WOMEN	160	2	51	68	28	7	2	2	7.0	7.01
0660 P PHARMACIST	4,209	18	...	2,336	1,350	396	79	29	11.0	11.58
WOMEN	1,829	7	...	1,036	626	141	16	3	11.0	11.52
0661 T PHARMACY TECHNICIAN	3,336	6	9	48	144	1,875	1,158	77	17	2	5.0	5.32
WOMEN	2,315	1	5	34	106	1,322	789	47	9	2	5.0	5.31
0662 P OPTOMETRIST	26	13	12	1	...	11.0	11.54
WOMEN	6	4	2	11.0	11.33
0664 T RESTORATION TECHNICIAN	12	3	3	6	10.0	10.25
WOMEN	2	1	1	10.0	10.50
0665 P SPEECH PATHOLOGY AND AUDIOLOGY	710	28	...	74	464	106	34	4	12.0	12.04
WOMEN	472	22	...	59	325	55	10	1	12.0	11.90
0667 T ORTHOTIST AND PROSTHETIST	205	1	3	...	20	1	67	40	55	14	4	10.0	9.73
WOMEN	13	3	...	1	1	5	1	1	1	9.0	8.31
0668 P PODIATRIST	24	2	8	8	6	...	13.0	12.75
WOMEN	6	1	4	1	...	13.0	13.00
0669 A MEDICAL RECORDS ADMINISTRATION	506	6	...	26	14	171	41	136	87	21	4	...	10.0	10.16
WOMEN	440	6	...	24	9	146	36	120	77	18	4	...	10.0	10.18

1/ P = PROFESSIONAL, A = ADMINISTRATIVE, T = TECHNICAL, C = CLERICAL, O = OTHER, * = SPLIT OCCUPATIONAL CATEGORY

TABLE W-D2 FULL-TIME CIVILIAN GENERAL SCHEDULE EMPLOYMENT BY OCCUPATION, GENDER, GRADE, MEDIAN GRADE, AND AVERAGE GRADE, ALL AREAS, SEPTEMBER 30, 1999

OCCUPATION	TOTAL	GENERAL SCHEDULE GRADES															MEDIAN GRADE	AVERAGE GRADE	
		1	2	3	4	5	6	7	8	9	10	11	12	13	14	15			
0670 A HEALTH SYSTEM ADMINISTRATION	415	8	...	7	...	14	98	95	89	104	13.0	13.23	
WOMEN	169	6	...	7	...	7	40	37	39	33	13.0	12.92	
0671 A HEALTH SYSTEM SPECIALIST	1,834	2	1	36	2	347	5	403	327	537	146	28	12.0	11.59	
WOMEN	1,046	1	1	29	2	241	4	262	189	254	53	10	11.0	11.26	
0672 T PROSTHETIC REPRESENTATIVE	186	1	2	...	19	...	22	3	43	54	35	6	1	12.0	11.02	
WOMEN	68	1	12	...	14	...	15	17	9	11.0	10.29	
0673 A HOSPITAL HOUSEKEEPING MANAGEMENT	189	14	2	24	2	35	49	53	10	...	12.0	11.39	
WOMEN	26	4	1	8	...	6	6	1	9.0	9.96	
0675 T MEDICAL RECORDS TECHNICIAN	3,273	...	2	52	605	1,051	955	477	108	21	2	5.0	5.49	
WOMEN	2,743	...	2	48	459	861	830	429	94	18	2	6.0	5.54	
0679 C MEDICAL CLERK	9,353	6	20	220	5,078	3,562	325	87	30	20	4	1	4.0	4.48	
WOMEN	7,443	6	17	170	4,102	2,762	269	71	25	17	3	1	4.0	4.47	
0680 P DENTAL OFFICER	73	4	48	12	6	3	12.0	12.40	
WOMEN	15	1	8	4	2	...	12.0	12.47	
0681 T DENTAL ASSISTANT	2,760	...	30	118	744	1,457	364	40	5	2	5.0	4.78	
WOMEN	2,549	...	29	107	673	1,357	338	39	4	2	5.0	4.79	
0682 T DENTAL HYGIENE	332	78	151	84	14	7.0	7.07	
WOMEN	319	5	72	148	80	14	7.0	7.08	
0683 T DENTAL LABORATORY AID AND TECHNICIAN	555	...	3	2	3	12	19	82	253	161	15	4	1	8.0	8.02	
WOMEN	105	...	1	1	2	3	6	30	45	17	8.0	7.50	
0685 A PUBLIC HEALTH PROGRAM SPECIALIST	1,411	7	...	70	...	122	217	593	276	126	13.0	12.82	
WOMEN	748	6	...	38	...	69	127	313	137	58	13.0	12.73	
0688 A SANITARIAN	41	1	...	12	...	15	9	3	1	...	11.0	10.76	
WOMEN	15	1	...	6	...	6	1	1	11.0	10.13	
0690 P INDUSTRIAL HYGIENE	1,424	6	...	11	...	63	238	706	290	88	22	12.0	12.01	
WOMEN	435	4	...	4	...	20	...	68	230	85	17	12.0	11.92	
0696 P CONSUMER SAFETY	1,882	12	...	29	...	72	...	166	566	739	226	72	13.0	12.42
WOMEN	819	8	...	13	...	43	...	67	264	321	82	21	13.0	12.28
0698 T ENVIRONMENTAL HEALTH TECHNICIAN	103	7	33	5	46	1	4	8.0	7.92	
WOMEN	27	4	3	12	2	6	7.0	7.11	
0699 O MEDICAL AND HEALTH STUDENT TRAINEE	32	2	9	1	...	5	1	11	1	2	7.0	6.91	
WOMEN	20	1	5	1	...	2	1	8	1	1	8.0	7.15	
0600 MEDICAL, HOSPITAL, DENTAL, AND PUBLIC HEALTH	93,461	75	179	1,097	12,188	20,834	13,901	5,521	3,184	8,738	3,568	9,789	5,881	4,165	2,471	1,870	6.0	7.63	
WOMEN	62,276	47	143	745	9,206	15,271	10,320	3,356	1,680	5,966	2,461	6,119	3,249	2,033	1,057	623	6.0	7.22	
75 0701 P VETERINARY MEDICAL SCIENCE	1,733	1	...	9	...	172	957	354	171	69	12.0	12.40	
WOMEN	352	1	...	3	...	43	168	74	50	13	12.0	12.44	
0704 T ANIMAL HEALTH TECHNICIAN	317	6	10	...	22	192	78	3	5	8.0	8.09	
WOMEN	54	4	2	...	9	24	15	8.0	7.70	
0799 O VETERINARY STUDENT TRAINEE	3	1	1	1	4.0	6.00	
WOMEN	3	1	1	1	4.0	6.00	
0700 VETERINARY MEDICAL SCIENCE	2,053	1	7	10	...	23	192	87	3	178	958	354	171	69	12.0	11.73	
WOMEN	409	1	5	2	...	10	24	18	...	44	168	74	50	13	12.0	11.77	
0801 P GENERAL ENGINEERING	13,843	3	...	24	...	64	...	386	2,273	5,644	3,476	1,973	13.0	13.29	
WOMEN	1,462	2	...	9	...	15	...	49	218	694	337	138	13.0	13.11	
0802 T ENGINEERING TECHNICIAN	15,568	22	22	78	200	281	216	887	609	3,135	1,174	5,813	2,755	348	26	2	11.0	10.07	
WOMEN	1,597	11	5	25	52	67	60	228	104	394	117	413	109	12	9.0	8.86	
0803 P SAFETY ENGINEERING	471	2	...	8	...	23	141	193	67	37	13.0	12.81	
WOMEN	51	4	...	3	19	23	2	...	12.0	12.24	
0804 P FIRE PROTECTION ENGINEERING	129	3	...	2	...	5	33	63	20	3	13.0	12.67	
WOMEN	15	1	6	6	2	...	13.0	12.33	
0806 P MATERIALS ENGINEERING	579	1	...	10	...	9	...	25	156	233	89	56	13.0	12.81	
WOMEN	92	2	...	2	...	3	21	49	10	5	13.0	12.71	
0807 P LANDSCAPE ARCHITECTURE	525	4	...	7	...	38	...	157	204	90	16	9	12.0	11.65	
WOMEN	166	5	...	19	...	70	57	9	4	2	11.0	11.22	
0808 P ARCHITECTURE	1,621	4	...	17	...	23	...	251	725	407	157	37	12.0	12.25	
WOMEN	250	2	...	6	...	8	...	45	104	57	25	3	12.0	12.01	
0809 T CONSTRUCTION CONTROL	2,201	...	2	...	8	30	21	240	207	712	125	605	199	49	3	...	9.0	9.55	
WOMEN	82	...	1	...	1	6	1	16	11	25	2	15	1	3	9.0	8.57	
0810 P CIVIL ENGINEERING	10,535	29	138	...	271	...	1,857	4,574	2,567	819	280	12.0	12.14	
WOMEN	1,155	10	46	...	78	...	316	485	187	26	7	12.0	11.49	
0817 T SURVEYING TECHNICIAN	574	...	4	24	55	129	84	125	62	64	9	12	6	6.0	6.43	
WOMEN	31	7	4	7	4	4	1	3	1	5.0	5.45	
0818 T ENGINEERING DRAFTING	263	2	1	4	13	37	94	103	3	3	1	1	1	6.0	6.17	
WOMEN	54	2	3	6	19	22	1	1	6.0	6.17	
0819 P ENVIRONMENTAL ENGINEERING	4,959	5	63	...	103	...	470	1,667	1,994	463	194	13.0	12.48	
WOMEN	1,071	2	24	...	40	...	118	316	476	74	21	13.0	12.29	

1/ P = PROFESSIONAL, A = ADMINISTRATIVE, T = TECHNICAL, C = CLERICAL, O = OTHER, * = SPLIT OCCUPATIONAL CATEGORY

TABLE W-D2 FULL-TIME CIVILIAN GENERAL SCHEDULE EMPLOYMENT BY OCCUPATION, GENDER, GRADE, MEDIAN GRADE, AND AVERAGE GRADE, ALL AREAS, SEPTEMBER 30, 1999

OCCUPATION CODES 1/ TITLES		TOTAL	GENERAL SCHEDULE GRADES															MEDIAN GRADE	AVERAGE GRADE
			1	2	3	4	5	6	7	8	9	10	11	12	13	14	15		
0828	A CONSTRUCTION ANALYST	383	3	...	8	...	42	...	152	124	46	8	...	11.0	11.28
	WOMEN	38	2	...	4	...	15	13	4	11.0	11.13
0830	P MECHANICAL ENGINEERING	6,588	58	...	132	...	153	...	638	3,274	1,829	413	91	12.0	12.12
	WOMEN	438	7	...	17	...	17	...	42	226	113	13	3	12.0	11.82
0840	P NUCLEAR ENGINEERING	1,615	10	...	28	...	39	...	41	854	290	181	172	12.0	12.50
	WOMEN	104	3	...	5	...	6	...	3	54	13	14	6	12.0	11.92
0850	P ELECTRICAL ENGINEERING	3,197	8	...	46	...	52	...	366	1,416	945	304	60	12.0	12.29
	WOMEN	281	2	...	7	...	10	...	39	111	88	19	5	12.0	12.08
0854	P COMPUTER ENGINEERING	1,769	10	...	11	...	21	...	66	380	808	333	140	13.0	12.93
	WOMEN	342	2	...	4	...	4	...	17	56	197	42	20	13.0	12.81
0855	P ELECTRONICS ENGINEERING	12,153	24	...	86	...	114	...	525	4,809	4,610	1,442	543	13.0	12.63
	WOMEN	1,035	4	...	14	...	20	...	70	437	377	90	23	12.0	12.38
0856	T ELECTRONICS TECHNICIAN	7,331	...	1	...	6	19	14	115	64	945	522	3,239	2,028	363	14	1	11.0	10.93
	WOMEN	330	2	5	4	14	2	61	39	157	35	11	11.0	10.30
0858	P BIOMEDICAL ENGINEERING	239	2	...	5	...	10	...	20	63	104	26	9	13.0	12.39
	WOMEN	58	1	...	5	...	6	14	28	4	...	13.0	12.17
0861	P AEROSPACE ENGINEERING	5,654	4	...	71	...	80	...	113	924	2,421	1,300	741	13.0	13.15
	WOMEN	633	13	...	18	...	20	83	327	124	48	13.0	12.92
0871	P NAVAL ARCHITECTURE	436	3	...	11	...	13	...	42	169	84	70	44	12.0	12.46
	WOMEN	33	2	...	2	...	6	10	7	3	3	12.0	12.00
0873	A SHIP SURVEYING	126	13	52	53	8	...	12.0	12.44
	WOMEN	1	1	11.0	11.00
0880	P MINING ENGINEERING	237	1	...	10	...	19	108	78	18	3	12.0	12.29
	WOMEN	12	2	9	...	1	...	12.0	12.00
0881	P PETROLEUM ENGINEERING	327	5	...	3	...	29	93	137	49	11	13.0	12.63
	WOMEN	35	2	...	1	...	3	10	13	5	1	13.0	12.29
0890	P AGRICULTURAL ENGINEERING	364	2	...	16	...	44	...	124	80	28	37	33	11.0	11.59
	WOMEN	44	1	...	6	...	13	...	18	4	1	...	1	11.0	9.95
0892	P CERAMIC ENGINEERING	24	3	12	5	4	13.0	13.42
	WOMEN	5	1	2	1	1	13.0	13.40
0893	P CHEMICAL ENGINEERING	743	5	...	16	...	35	...	40	210	268	116	53	13.0	12.54
	WOMEN	146	3	...	4	...	12	...	12	42	49	18	6	12.0	12.10
0894	P WELDING ENGINEERING	36	3	17	9	5	12.0	12.61
	WOMEN	1	1	12.0	12.00
0895	T INDUSTRIAL ENGINEERING TECHNICIAN	1,089	2	29	11	16	9	269	10	604	122	17	11.0	10.33
	WOMEN	206	8	7	6	3	61	3	97	18	3	11.0	9.95
0896	P INDUSTRIAL ENGINEERING	1,133	1	...	10	...	22	...	120	623	287	56	14	12.0	12.17
	WOMEN	177	1	...	3	...	7	...	21	104	33	8	...	12.0	11.92
0899	O ENGINEERING AND ARCHITECTURE STUDENT TRAINEE	394	...	2	46	202	115	...	12	...	11	...	4	2	4.0	4.51
	WOMEN	101	...	1	16	48	29	...	5	...	2	4.0	4.36
0800	ENGINEERING AND ARCHITECTURE	95,106	24	32	152	486	816	440	2,208	954	6,295	1,841	15,763	28,085	23,977	9,521	4,512	12.0	11.89
	WOMEN	10,046	11	7	50	110	167	95	468	122	832	162	1,561	2,564	2,782	822	293	12.0	11.49
0904	P LAW CLERK	314	2	...	25	...	272	13	2	11.0	10.87
	WOMEN	180	16	...	156	7	1	11.0	10.87
0905	P GENERAL ATTORNEY	19,005	2	...	37	...	595	1,979	3,495	6,539	6,358	14.0	13.84
	WOMEN	7,875	1	...	24	...	333	1,009	1,556	2,749	2,203	14.0	13.68
0920	A ESTATE TAX EXAMINING	2	1	1	11.0	11.50
	WOMEN	1	1	11.0	11.00
0930	A HEARINGS AND APPEALS	1,777	9	2	29	417	667	510	143	13.0	13.16
	WOMEN	590	5	1	17	214	222	111	20	13.0	12.80
0935	P ADMINISTRATIVE LAW JUDGE	0.0	0.00
	WOMEN	0.0	0.00
0945	A CLERK OF COURT	31	5	...	7	1	10	2	3	2	1	9.0	8.45
	WOMEN	26	5	...	4	1	9	2	2	2	1	9.0	8.50
0950	A PARALEGAL SPECIALIST	5,754	11	3	416	8	1,175	6	2,193	1,384	456	74	28	11.0	10.74
	WOMEN	4,530	9	3	301	8	992	5	1,877	1,034	261	28	12	11.0	10.65
0958	A PENSION LAW SPECIALIST	116	2	...	2	...	34	31	25	15	7	12.0	12.22
	WOMEN	70	2	...	1	...	23	21	16	6	1	12.0	11.93
0962	T CONTACT REPRESENTATIVE	23,245	25	75	2,326	2,355	2,780	12,701	1,607	307	931	87	47	4	...	8.0	7.60
	WOMEN	17,102	14	47	1,618	1,715	2,102	9,644	1,100	141	672	32	16	1	...	8.0	7.59
0963	T LEGAL INSTRUMENTS EXAMINING	2,499	5	63	402	980	684	236	66	32	31	7.0	7.44
	WOMEN	1,944	5	50	303	795	497	196	53	21	24	7.0	7.43
0965	A LAND LAW EXAMINING	249	3	...	16	...	126	...	85	11	7	1	...	9.0	9.77
	WOMEN	211	3	...	13	...	111	...	71	7	5	1	...	9.0	9.71
0967	A PASSPORT AND VISA EXAMINING	555	65	...	107	...	126	...	171	57	24	2	3	9.0	9.29
	WOMEN	346	46	...	63	...	72	...	110	39	16	9.0	9.26
0986	* LEGAL CLERICAL AND ASSISTANCE	9,241	8	206	1,317	2,136	2,777	2,282	248	252	12	3	7.0	6.80
	WOMEN	8,388	6	155	1,079	1,903	2,576	2,179	238	240	9	3	7.0	6.87

1/ P = PROFESSIONAL, A = ADMINISTRATIVE, T = TECHNICAL, C = CLERICAL, O = OTHER, * = SPLIT OCCUPATIONAL CATEGORY

TABLE W-D2 FULL-TIME CIVILIAN GENERAL SCHEDULE EMPLOYMENT BY OCCUPATION, GENDER, GRADE, MEDIAN GRADE, AND AVERAGE GRADE, ALL AREAS, SEPTEMBER 30, 1999

OCCUPATION CODES 1/ TITLES	TOTAL	GENERAL SCHEDULE GRADES															MEDIAN GRADE	AVERAGE GRADE
		1	2	3	4	5	6	7	8	9	10	11	12	13	14	15		
0987 A TAX LAW SPECIALIST	312	1	...	48	15	104	111	33	13.0	13.20
WOMEN	117	30	11	37	31	8	...	13.0	12.79
0990 * GENERAL CLAIMS EXAMINING	3,860	2	38	37	356	81	2,903	364	31	36	10	2	...	9.0	8.88
WOMEN	2,948	2	19	29	289	60	2,234	264	23	22	5	1	...	9.0	8.86
0991 A WORKERS' COMPENSATION CLAIMS EXAMINING	889	2	...	81	...	106	...	332	206	125	26	11	11.0	11.03
WOMEN	536	1	...	62	...	61	...	221	120	63	3	5	11.0	10.81
0992 T LOSS AND DAMAGE CLAIMS EXAMINING	109	6	19	46	26	9	1	1	...	1	7.0	7.24
WOMEN	83	5	15	34	21	6	...	1	...	1	7.0	7.22
0993 A RAILROAD RETIREMENT CLAIMS EXAMINING	223	24	9	40	86	56	7	1	...	11.0	10.74
WOMEN	145	20	8	26	52	34	5	11.0	10.60
0994 T UNEMPLOYMENT COMPENSATION CLAIMS EXAMINING	30	6	6	6	4	5	1	1	7.0	7.27
WOMEN	21	4	6	3	3	1	1	7.0	7.10
0995 T DEPENDENTS AND ESTATES CLAIMS EXAMINING	24	2	5	11	2	1	1	...	1	...	8.0	8.33
WOMEN	18	1	2	11	1	1	8.0	8.44
0996 A VETERANS CLAIMS EXAMINING	4,113	1	112	...	463	...	936	592	576	1,145	246	32	10	10.0	10.22
WOMEN	2,027	64	...	236	...	519	333	289	492	85	9	...	10.0	10.01
0998 C CLAIMS CLERICAL	4,689	...	1	11	426	3,233	309	604	35	42	14	11	2	1	5.0	5.32
WOMEN	3,820	...	1	9	332	2,600	262	530	28	34	14	8	1	1	5.0	5.35
0999 O LEGAL OCCUPATIONS STUDENT TRAINEE	33	4	9	7	...	8	...	3	...	2	5.0	5.70
WOMEN	21	2	8	3	...	5	...	2	...	1	5.0	5.57
0900 LEGAL AND KINDRED	77,070	...	1	48	724	7,194	5,269	8,658	15,857	7,617	1,648	5,447	5,478	5,218	7,318	6,593	9.0	9.58
WOMEN	50,999	...	1	31	549	5,506	4,237	7,018	12,472	5,632	1,081	3,919	3,072	2,291	2,941	2,249	8.0	8.83
1001 * GENERAL ARTS AND INFORMATION	2,962	...	2	12	53	307	87	267	37	296	8	451	734	484	148	76	11.0	10.29
WOMEN	1,547	...	2	11	28	217	66	186	20	185	3	236	301	207	62	23	11.0	9.63
1008 A INTERIOR DESIGN	205	4	...	34	7	57	73	27	2	1	12.0	11.22
WOMEN	171	4	...	28	7	47	61	22	1	1	11.0	11.19
1010 T EXHIBITS SPECIALIST	382	4	...	32	...	127	1	144	57	14	2	1	11.0	10.18
WOMEN	67	6	...	24	...	18	10	6	1	1	11.0	10.27
1015 P MUSEUM CURATOR	376	1	...	4	...	29	2	110	89	67	43	31	12.0	12.05
WOMEN	163	3	...	16	...	56	36	26	18	8	12.0	11.80
1016 T MUSEUM SPECIALIST AND TECHNICIAN	836	6	17	74	9	174	6	208	2	182	107	43	4	4	9.0	9.13
WOMEN	439	4	9	41	4	105	4	104	...	89	44	29	3	3	9.0	9.00
1020 T ILLUSTRATING	465	1	3	2	64	8	207	13	143	24	9.0	9.46
WOMEN	180	1	2	1	24	2	79	7	51	13	9.0	9.46
1021 C OFFICE DRAFTING	3	1	2	5.0	4.67
WOMEN	0.0	0.00
1035 A PUBLIC AFFAIRS	4,069	12	3	153	6	541	7	780	1,063	865	431	208	12.0	11.76
WOMEN	2,389	9	1	121	6	382	3	479	590	484	223	91	12.0	11.53
1040 A LANGUAGE SPECIALIST	685	1	...	18	...	81	3	160	335	60	18	9	12.0	11.44
WOMEN	396	13	...	52	2	96	191	28	9	5	12.0	11.34
1046 C LANGUAGE CLERICAL	41	8	9	14	10	6.0	5.63
WOMEN	34	4	7	14	9	6.0	5.82
1051 A MUSIC SPECIALIST	18	6	1	3	2	4	1	1	11.0	11.22
WOMEN	3	2	1	9.0	10.33
1054 A THEATER SPECIALIST	14	5	...	2	...	6	...	1	9.0	9.43
WOMEN	2	1	...	1	7.0	8.00
1056 A ART SPECIALIST	90	19	1	55	3	10	1	...	1	...	9.0	8.91
WOMEN	43	14	1	22	1	3	1	...	1	...	9.0	8.67
1060 T PHOTOGRAPHY	932	19	6	130	67	287	71	227	95	24	6	...	9.0	9.55
WOMEN	187	8	2	28	12	60	23	33	21	9.0	9.25
1071 A AUDIOVISUAL PRODUCTION	1,035	2	1	20	...	220	3	243	319	168	44	15	12.0	11.30
WOMEN	224	1	...	7	...	49	...	51	79	28	7	2	12.0	11.14
1082 A WRITING AND EDITING	1,361	14	...	70	1	309	5	306	401	194	53	8	11.0	10.99
WOMEN	954	10	...	54	...	244	4	240	272	102	25	3	11.0	10.79
1083 A TECHNICAL WRITING AND EDITING	948	2	12	...	159	4	345	302	98	18	8	11.0	11.22
WOMEN	567	2	8	...	110	4	206	158	61	12	6	11.0	11.13
1084 A VISUAL INFORMATION	1,672	1	6	1	106	6	388	10	501	454	158	30	11	11.0	10.78
WOMEN	767	1	5	...	63	2	189	3	235	202	59	7	1	11.0	10.57
1087 * EDITORIAL ASSISTANCE	589	1	10	150	154	248	20	6	6.0	6.23
WOMEN	549	1	9	138	148	228	19	6	6.0	6.23
1099 O INFORMATION AND ARTS STUDENT TRAINEE	38	...	1	...	10	12	...	11	...	4	5.0	5.66
WOMEN	24	8	6	...	7	...	2	5.0	5.46
1000 INFORMATION AND ARTS	16,721	...	3	19	101	616	279	1,347	152	2,959	140	3,668	4,056	2,207	801	373	11.0	10.67
WOMEN	8,706	...	3	16	60	445	238	881	66	1,555	57	1,840	1,979	1,053	369	144	11.0	10.36
1101 * GENERAL BUSINESS AND INDUSTRY	19,729	...	1	7	170	941	1,208	3,135	197	1,679	35	2,264	3,855	3,570	1,660	1,007	12.0	10.52
WOMEN	11,082	...	1	4	137	792	896	2,692	140	1,009	16	1,106	2,077	1,336	545	331	9.0	9.58

1/ P = PROFESSIONAL, A = ADMINISTRATIVE, T = TECHNICAL, C = CLERICAL, O = OTHER, * = SPLIT OCCUPATIONAL CATEGORY

TABLE W-D2 FULL-TIME CIVILIAN GENERAL SCHEDULE EMPLOYMENT BY OCCUPATION, GENDER, GRADE, MEDIAN GRADE, AND AVERAGE GRADE, ALL AREAS, SEPTEMBER 30, 1999

OCCUPATION	TOTAL	GENERAL SCHEDULE GRADES															MEDIAN GRADE	AVERAGE GRADE
		1	2	3	4	5	6	7	8	9	10	11	12	13	14	15		
1102 P CONTRACTING	25,424	244	2	1,052	1	2,925	34	5,545	8,593	4,632	1,750	646	12.0	11.56
WOMEN	15,275	199	2	761	1	2,165	16	3,730	5,034	2,405	756	206	12.0	11.28
1103 A INDUSTRIAL PROPERTY MANAGEMENT	587	1	...	9	...	41	...	252	233	43	7	1	11.0	11.37
WOMEN	261	1	...	7	...	27	...	122	88	13	2	1	11.0	11.14
1104 A PROPERTY DISPOSAL	828	2	...	19	...	307	1	194	199	81	17	8	11.0	10.69
WOMEN	398	1	...	11	...	156	1	107	89	28	1	4	11.0	10.50
1105 T PURCHASING	3,672	2	28	607	1,009	1,374	340	282	25	5	7.0	6.64
WOMEN	2,901	2	20	446	799	1,094	279	239	20	2	7.0	6.68
1106 * PROCUREMENT CLERICAL AND TECHNICIAN	3,840	8	376	1,151	1,310	937	48	10	6.0	5.78
WOMEN	3,353	5	289	996	1,172	843	39	9	6.0	5.81
1107 * PROPERTY DISPOSAL CLERICAL AND TECHNICIAN	264	1	10	111	53	82	6	1	6.0	5.86
WOMEN	194	8	80	46	56	3	1	6.0	5.84
1130 A PUBLIC UTILITIES SPECIALIST	612	5	...	10	1	42	...	75	175	206	80	18	12.0	12.21
WOMEN	284	3	...	7	1	32	...	52	98	66	21	4	12.0	11.69
1140 A TRADE SPECIALIST	697	16	...	62	...	68	192	219	97	43	13.0	12.30
WOMEN	318	12	...	37	...	38	103	91	26	11	12.0	11.90
1144 A COMMISSARY MANAGEMENT	1,507	49	18	113	175	244	194	228	290	126	60	10	10.0	10.15
WOMEN	412	27	10	48	67	68	57	44	61	19	11	...	9.0	9.38
1145 A AGRICULTURAL PROGRAM SPECIALIST	327	1	...	3	...	14	...	14	143	140	10	2	12.0	12.27
WOMEN	132	2	...	14	...	10	65	37	4	...	12.0	11.87
1146 A AGRICULTURAL MARKETING	510	3	...	13	...	23	...	58	162	146	83	22	12.0	12.32
WOMEN	219	2	...	11	...	14	...	35	87	44	22	4	12.0	11.79
1147 A AGRICULTURAL MARKET REPORTING	164	1	...	7	...	24	...	66	51	11	4	...	11.0	11.02
WOMEN	37	1	...	10	...	21	5	11.0	10.49
1150 A INDUSTRIAL SPECIALIST	1,413	2	...	8	...	45	1	659	443	188	48	19	11.0	11.64
WOMEN	311	2	...	6	...	24	...	170	69	27	10	3	11.0	11.26
1152 T PRODUCTION CONTROL	4,278	2	65	277	630	160	1,748	37	700	554	95	10	...	9.0	9.24
WOMEN	1,068	1	33	113	222	56	419	15	159	44	6	9.0	8.54
1160 A FINANCIAL ANALYSIS	953	5	...	30	...	51	...	227	329	213	53	45	12.0	11.88
WOMEN	488	3	...	19	...	33	...	129	200	80	14	10	12.0	11.58
1161 A CROP INSURANCE ADMINISTRATION	0.0	0.00
WOMEN	0.0	0.00
1162 A CROP INSURANCE UNDERWRITING	72	3	59	10	12.0	12.10
WOMEN	13	13	12.0	12.00
1163 A INSURANCE EXAMINING	46	1	...	1	15	14	8	7	13.0	13.02
WOMEN	8	1	5	2	...	13.0	13.13
1165 A LOAN SPECIALIST	4,168	65	...	218	...	796	1	877	1,621	441	107	42	12.0	11.03
WOMEN	1,919	42	...	142	...	509	1	463	593	127	33	9	11.0	10.55
1169 A INTERNAL REVENUE OFFICER	6,626	4	...	53	...	446	...	2,344	2,840	799	140	...	12.0	11.56
WOMEN	3,206	3	...	34	...	291	...	1,292	1,241	308	37	...	11.0	11.38
1170 A REALTY	3,010	16	...	100	...	434	3	942	816	443	200	56	12.0	11.39
WOMEN	1,555	13	...	81	...	313	1	484	417	182	55	9	11.0	10.97
1171 A APPRAISING	785	3	...	10	...	16	...	205	354	172	20	5	12.0	11.88
WOMEN	180	1	...	5	...	6	...	67	72	27	2	...	12.0	11.52
1173 A HOUSING MANAGEMENT	2,200	7	219	27	738	18	455	34	268	250	140	33	11	9.0	8.83
WOMEN	1,368	4	161	21	479	9	283	17	181	135	62	13	3	9.0	8.58
1176 A BUILDING MANAGEMENT	1,151	2	...	29	...	170	...	183	440	217	98	12	12.0	11.65
WOMEN	347	14	...	81	...	62	131	42	16	1	12.0	11.14
1199 O BUSINESS AND INDUSTRY STUDENT TRAINEE	88	4	4	6	24	24	...	15	...	9	...	2	5.0	5.16
WOMEN	55	4	4	5	15	16	...	7	...	7	...	1	5.0	5.20
1100 BUSINESS AND INDUSTRY	82,951	4	5	24	617	3,521	3,904	8,601	946	9,825	365	15,180	21,614	11,906	4,485	1,954	11.0	10.57
WOMEN	45,384	...	5	16	474	2,821	3,059	6,554	595	5,747	144	8,275	10,623	4,905	1,570	596	11.0	9.95
1202 T PATENT TECHNICIAN	13	1	...	1	...	11	11.0	10.54
WOMEN	11	1	...	1	...	9	11.0	10.45
1210 A COPYRIGHT	171	4	...	18	...	105	22	15	5	2	11.0	11.13
WOMEN	99	3	...	12	...	63	12	7	2	...	11.0	10.96
1211 T COPYRIGHT TECHNICIAN	76	2	15	19	23	15	...	2	8.0	7.55
WOMEN	32	1	7	9	12	3	7.0	7.28
1220 P PATENT ADMINISTRATION	59	8	51	15.0	14.86
WOMEN	16	2	14	15.0	14.88
1221 P PATENT ADVISER	29	2	...	1	1	7	16	2	14.0	13.10
WOMEN	10	1	...	1	2	6	...	14.0	12.60
1222 P PATENT ATTORNEY	128	2	10	44	72	15.0	14.45
WOMEN	18	4	9	5	14.0	14.06
1223 P PATENT CLASSIFYING	56	2	...	47	7	14.0	14.05
WOMEN	8	7	1	14.0	14.13
1224 P PATENT EXAMINING	3,159	39	...	407	...	534	...	349	201	344	931	354	13.0	11.69
WOMEN	771	10	...	124	...	150	...	90	60	104	167	66	12.0	11.23

78

1/ P = PROFESSIONAL, A = ADMINISTRATIVE, T = TECHNICAL, C = CLERICAL, O = OTHER, * = SPLIT OCCUPATIONAL CATEGORY

TABLE W-D2 FULL-TIME CIVILIAN GENERAL SCHEDULE EMPLOYMENT BY OCCUPATION, GENDER, GRADE, MEDIAN GRADE, AND AVERAGE GRADE, ALL AREAS, SEPTEMBER 30, 1999

OCCUPATION	TOTAL	GENERAL SCHEDULE GRADES															MEDIAN GRADE	AVERAGE GRADE
		1	2	3	4	5	6	7	8	9	10	11	12	13	14	15		
1226 P DESIGN PATENT EXAMINING	56	5	...	1	3	8	34	5	14.0	13.13
WOMEN	32	3	...	1	2	6	19	1	14.0	12.91
1299 O COPYRIGHT AND PATENT STUDENT TRAINEE	1	1	4.0	4.00
WOMEN	1	1	4.0	4.00
1200 COPYRIGTH, PATENT, AND TRADE-MARK	3,748	1	41	15	438	23	570	...	467	231	384	1,085	493	13.0	11.78
WOMEN	998	1	11	7	141	12	168	...	162	74	123	212	87	11.0	11.26
1301 P GENERAL PHYSICAL SCIENCE	5,349	15	...	62	...	154	...	349	933	2,007	1,009	820	13.0	12.98
WOMEN	1,347	6	...	30	...	58	...	109	300	545	185	114	13.0	12.58
1306 P HEALTH PHYSICS	508	5	2	52	205	161	65	18	12.0	12.54
WOMEN	94	4	...	15	37	28	6	4	12.0	12.27
1310 P PHYSICS	640	3	...	11	...	18	85	197	163	163	14.0	13.48
WOMEN	52	1	...	2	7	25	11	6	13.0	13.15
1311 T PHYSICAL SCIENCE TECHNICIAN	1,834	2	6	22	58	150	119	289	152	347	424	122	119	21	3	...	9.0	8.43
WOMEN	573	1	3	10	29	83	48	121	64	120	58	24	12	7.0	7.47
1313 P GEOPHYSICS	358	1	...	3	...	9	...	27	89	86	62	81	13.0	13.05
WOMEN	37	1	3	16	5	7	5	12.0	12.70
1315 P HYDROLOGY	2,491	10	...	67	...	208	...	479	732	622	229	144	12.0	12.00
WOMEN	449	2	...	22	...	78	...	120	127	73	20	7	12.0	11.23
1316 T HYDROLOGIC TECHNICIAN	1,480	1	6	24	45	146	95	230	180	379	182	156	36	9.0	8.10
WOMEN	244	1	2	8	14	51	19	62	24	42	11	8	2	7.0	6.89
1320 P CHEMISTRY	4,804	20	...	69	1	220	4	699	1,321	1,376	708	386	13.0	12.44
WOMEN	1,463	10	...	32	1	97	1	284	455	374	149	60	12.0	12.03
1321 P METALLURGY	50	2	13	15	11	9	13.0	13.24
WOMEN	3	2	1	12.0	12.33
1330 P ASTRONOMY AND SPACE SCIENCE	378	1	...	8	31	98	131	109	14.0	13.79
WOMEN	36	2	3	15	11	5	13.0	13.39
1340 P METEOROLOGY	2,645	69	...	78	...	29	...	98	794	1,062	372	143	13.0	12.44
WOMEN	214	4	...	9	...	4	...	17	76	76	21	7	12.0	12.17
1341 T METEOROLOGICAL TECHNICIAN	944	3	1	2	4	8	9	37	18	150	77	481	152	1	1	...	11.0	10.37
WOMEN	84	...	1	2	1	6	3	14	6	42	9	11.0	10.00
1350 P GEOLOGY	1,684	2	...	20	...	78	...	282	522	401	181	198	12.0	12.43
WOMEN	320	7	...	30	...	78	84	74	32	15	12.0	11.94
1360 P OCEANOGRAPHY	480	3	...	12	...	23	...	51	115	154	75	47	13.0	12.51
WOMEN	97	2	...	5	...	12	...	18	24	22	10	4	12.0	11.60
1361 A NAVIGATIONAL INFORMATION	55	1	...	1	...	7	...	11	24	9	2	...	12.0	11.44
WOMEN	14	1	2	...	4	6	1	11.0	10.86
1370 P CARTOGRAPHY	1,059	5	...	32	...	59	1	340	338	183	63	38	12.0	11.73
WOMEN	243	1	...	13	...	18	1	83	74	39	8	6	12.0	11.43
1371 T CARTOGRAPHIC TECHNICIAN	979	2	...	8	31	71	53	190	64	337	26	184	11	2	9.0	8.31
WOMEN	357	3	16	40	22	91	21	117	3	41	3	8.0	7.79
1372 P GEODESY	84	1	...	3	48	18	8	6	12.0	12.55
WOMEN	19	1	12	3	2	1	12.0	12.47
1373 P LAND SURVEYING	448	8	...	34	...	186	164	45	10	1	11.0	11.42
WOMEN	20	1	...	5	...	7	7	11.0	10.65
1374 T GEODETIC TECHNICIAN	51	1	...	2	1	7	8	12	19	1	11.0	10.65
WOMEN	17	1	...	1	...	3	7	3	2	10.0	9.76
1380 P FOREST PRODUCTS TECHNOLOGY	33	1	...	1	...	2	7	11	10	1	13.0	12.73
WOMEN	6	1	...	1	...	1	1	3	12.0	11.17
1382 P FOOD TECHNOLOGY	204	6	...	8	...	25	48	76	26	15	13.0	12.46
WOMEN	69	3	...	1	...	13	20	23	7	2	12.0	12.17
1384 P TEXTILE TECHNOLOGY	69	1	...	1	...	10	34	18	5	...	12.0	12.14
WOMEN	39	1	...	1	...	5	20	11	1	...	12.0	12.00
1386 P PHOTOGRAPHIC TECHNOLOGY	22	2	1	7	9	3	13.0	12.45
WOMEN	0.0	0.00
1397 A DOCUMENT ANALYSIS	118	1	...	3	...	11	...	19	18	40	24	2	13.0	12.17
WOMEN	44	1	...	6	...	11	9	7	10	...	12.0	11.84
1399 O PHYSICAL SCIENCE STUDENT TRAINEE	137	1	3	7	36	28	...	43	...	14	...	3	2	5.0	5.81
WOMEN	60	...	2	3	18	11	...	20	...	5	1	5.0	5.62
1300 PHYSICAL SCIENCES	26,904	9	16	63	174	531	276	1,157	416	2,094	726	3,620	5,867	6,613	3,161	2,181	12.0	11.74
WOMEN	5,901	2	8	24	77	214	90	427	113	619	87	890	1,309	1,325	480	236	12.0	11.07
1410 P LIBRARIAN	2,373	17	1	205	41	552	914	412	174	57	12.0	11.83
WOMEN	1,586	13	1	149	30	384	603	264	105	37	12.0	11.76
1411 T LIBRARY TECHNICIAN	2,343	2	3	71	274	486	384	590	402	108	14	7	2	6.0	6.24
WOMEN	1,706	1	2	49	197	348	284	453	284	71	8	7	2	6.0	6.24
1412 A TECHNICAL INFORMATION SERVICES	1,087	2	2	43	2	260	5	243	275	180	61	14	11.0	11.14
WOMEN	786	2	2	38	2	205	4	182	182	117	46	6	11.0	10.98

1/ P = PROFESSIONAL, A = ADMINISTRATIVE, T = TECHNICAL, C = CLERICAL, O = OTHER, * = SPLIT OCCUPATIONAL CATEGORY

TABLE W-D2 FULL-TIME CIVILIAN GENERAL SCHEDULE EMPLOYMENT BY OCCUPATION, GENDER, GRADE, MEDIAN GRADE, AND AVERAGE GRADE, ALL AREAS, SEPTEMBER 30, 1999

OCCUPATION CODES 1/ TITLES	TOTAL	GENERAL SCHEDULE GRADES															MEDIAN GRADE	AVERAGE GRADE
		1	2	3	4	5	6	7	8	9	10	11	12	13	14	15		
1420 P ARCHIVIST	466	2	...	15	...	18	...	90	199	88	37	17	12.0	11.96
WOMEN	173	1	...	9	...	7	...	34	80	30	4	8	12.0	11.74
1421 * ARCHIVES TECHNICIAN	1,304	3	28	235	145	237	171	134	30	142	1	52	32	53	23	18	6.0	6.33
WOMEN	737	1	8	142	97	137	102	73	21	88	1	23	12	20	9	3	5.0	6.02
1499 O LIBRARY AND ARCHIVES STUDENT TRAINEE	2	1	...	1	5.0	6.00
WOMEN	1	1	...	1	5.0	5.00
1400 LIBRARY AND ARCHIVES	7,575	5	31	306	419	728	557	800	435	733	61	944	1,422	733	295	106	9.0	9.06
WOMEN	4,989	2	10	191	294	489	388	586	308	520	43	630	879	431	164	54	9.0	8.90
1510 P ACTUARY	179	8	...	4	...	6	22	60	45	34	13.0	13.08
WOMEN	46	1	...	2	...	2	10	13	8	10	13.0	13.00
1515 P OPERATIONS RESEARCH	2,522	7	...	27	...	29	...	76	463	1,041	565	314	13.0	13.10
WOMEN	626	3	...	18	...	11	...	31	145	245	124	49	13.0	12.74
1520 P MATHEMATICS	524	3	...	6	...	18	177	213	70	37	13.0	12.79
WOMEN	136	3	7	47	57	18	4	13.0	12.61
1521 T MATHEMATICS TECHNICIAN	9	3	2	1	...	1	...	2	7.0	7.56
WOMEN	4	1	1	2	8.0	9.75
1529 P MATHEMATICAL STATISTICIAN	957	28	...	46	...	64	141	327	253	98	13.0	12.82
WOMEN	318	17	...	20	...	33	53	118	60	17	13.0	12.35
1530 P STATISTICIAN	2,493	16	...	118	...	191	...	219	651	723	425	150	13.0	12.21
WOMEN	1,043	7	...	68	...	100	...	114	297	273	145	39	12.0	11.88
1531 * STATISTICAL ASSISTANT	909	114	136	201	264	96	80	7	7	3	1	7.0	6.46
WOMEN	798	93	118	181	241	87	65	6	5	2	7.0	6.46
1540 P CRYPTOGRAPHY	0.0	0.00
WOMEN	0.0	0.00
1541 T CRYPTANALYSIS	22	1	4	14	3	...	13.0	12.86
WOMEN	15	1	3	11	13.0	12.67
1550 P COMPUTER SCIENCE	1,473	2	...	37	...	23	...	70	405	524	265	147	13.0	12.79
WOMEN	459	17	...	12	...	30	142	169	64	25	13.0	12.48
1599 O MATHEMATICS AND STATISTICS STUDENT TRAINEE	52	2	23	15	...	7	...	2	...	1	2	5.0	5.29
WOMEN	9	6	1	2	4.0	4.78
1500 MATHEMATICS AND STATISTICS	9,140	2	140	176	201	494	97	381	8	462	1,870	2,903	1,626	780	13.0	12.05
WOMEN	3,454	99	129	181	368	88	210	6	223	701	886	419	144	12.0	10.93
8 1601 A GENERAL FACILITIES AND EQUIPMENT	2,470	1	97	60	132	40	230	17	370	803	484	179	57	12.0	11.21
WOMEN	308	1	34	21	57	9	32	2	57	70	19	6	...	9.0	9.34
1630 A CEMETERY ADMINISTRATION	107	2	6	5	16	2	30	25	14	7	...	11.0	10.92
WOMEN	19	3	3	11	2	12.0	11.16
1640 A FACILITY MANAGEMENT	1,249	19	1	252	28	328	339	223	49	10	11.0	11.29
WOMEN	107	3	...	33	2	34	16	14	5	...	11.0	10.80
1654 A PRINTING MANAGEMENT	580	4	39	3	91	...	114	205	90	27	7	12.0	11.21
WOMEN	251	27	1	52	...	58	94	15	3	1	11.0	10.69
1658 A LAUNDRY AND DRY CLEANING PLANT MANAGEMENT	150	1	...	6	32	44	35	18	11	3	9.0	9.45
WOMEN	20	4	7	5	4	9.0	9.45
1667 A STEWARD	303	1	1	2	18	2	13	6	159	60	40	...	1	11.0	11.04
WOMEN	35	1	1	1	5	1	21	2	3	11.0	10.11
1670 * EQUIPMENT SPECIALIST	6,075	14	1	140	4	1,117	14	2,743	1,809	206	23	4	11.0	10.90
WOMEN	560	3	1	36	...	155	2	266	87	8	2	...	11.0	10.34
1699 O EQUIPMENT AND FACILITIES MANAGEMENT STUDENT TRAINEE	2	2	5.0	5.00
WOMEN	2	2	5.0	5.00
1600 EQUIPMENT, FACILITIES, AND SERVICES	10,936	2	119	65	360	87	1,763	102	3,762	3,252	1,060	285	79	11.0	11.01
WOMEN	1,302	2	40	23	131	14	279	12	443	280	61	16	1	11.0	10.19
1701 P GENERAL EDUCATION AND TRAINING	2,845	9	...	265	19	1,178	30	501	328	338	110	67	9.0	10.31
WOMEN	2,179	7	...	239	18	1,021	27	373	221	199	49	25	9.0	9.97
1702 * EDUCATION AND TRAINING TECHNICIAN	6,232	...	12	195	1,697	2,041	427	974	102	527	18	145	66	21	6	1	5.0	5.69
WOMEN	5,144	...	12	188	1,614	1,855	340	701	78	237	6	70	28	11	4	...	5.0	5.32
1710 P EDUCATION AND VOCATIONAL TRAINING	946	9	...	56	...	205	...	449	113	69	39	6	11.0	10.69
WOMEN	468	6	...	39	...	100	...	223	54	30	14	2	11.0	10.51
1712 A TRAINING INSTRUCTION	4,598	13	2	318	8	1,761	27	1,431	733	250	46	9	11.0	10.23
WOMEN	1,001	6	1	95	1	407	8	248	156	68	8	3	9.0	10.08
1715 A VOCATIONAL REHABILITATION	489	11	...	109	16	291	56	5	1	...	11.0	10.57
WOMEN	126	4	...	31	5	70	15	...	1	...	11.0	10.48
1720 P EDUCATION PROGRAM	462	4	...	11	...	28	59	173	119	68	13.0	13.16
WOMEN	284	3	...	5	...	17	43	119	58	39	13.0	13.07
1725 P PUBLIC HEALTH EDUCATOR	84	2	...	6	...	22	15	26	11	2	12.0	12.05
WOMEN	60	2	...	3	...	16	11	18	9	1	12.0	12.07
1730 P EDUCATION RESEARCH	53	7	25	19	14.0	14.11
WOMEN	29	6	12	9	14.0	13.90

1/ P = PROFESSIONAL, A = ADMINISTRATIVE, T = TECHNICAL, C = CLERICAL, O = OTHER, * = SPLIT OCCUPATIONAL CATEGORY

TABLE W-D2 FULL-TIME CIVILIAN GENERAL SCHEDULE EMPLOYMENT BY OCCUPATION, GENDER, GRADE, MEDIAN GRADE, AND AVERAGE GRADE, ALL AREAS, SEPTEMBER 30, 1999

OCCUPATION	TOTAL	GENERAL SCHEDULE GRADES															MEDIAN GRADE	AVERAGE GRADE
		1	2	3	4	5	6	7	8	9	10	11	12	13	14	15		
1740 P EDUCATION SERVICES	1,130	10	...	319	...	487	169	119	18	8	11.0	10.84
WOMEN	530	6	...	171	...	225	76	45	4	3	11.0	10.67
1750 P INSTRUCTIONAL SYSTEMS	1,516	1	...	16	...	56	...	443	570	331	85	14	12.0	11.90
WOMEN	662	1	...	7	...	31	...	212	235	138	32	6	12.0	11.81
1799 O EDUCATION STUDENT TRAINEE	17	...	1	...	8	6	2	4.0	5.06
WOMEN	12	...	1	...	4	5	2	5.0	5.42
1700 EDUCATION	18,372	...	13	195	1,705	2,079	429	1,656	129	4,172	91	3,801	2,109	1,339	460	194	9.0	9.00
WOMEN	10,495	...	13	188	1,618	1,880	341	1,096	97	2,006	46	1,458	839	634	191	88	9.0	7.99
1801 A GENERAL INSPECTION, INVESTIGATON, AND COMPLIANCE	10,216	202	...	692	13	1,601	320	1,856	2,844	1,677	775	236	12.0	11.19
WOMEN	3,758	68	...	277	4	534	108	771	1,123	613	213	47	12.0	11.13
1802 * COMPLIANCE INSPECTION AND SUPPORT	7,408	69	763	1,261	3,270	963	726	144	128	81	3	7.0	7.11
WOMEN	4,183	42	483	809	1,927	662	140	86	20	12	2	7.0	6.87
1810 A GENERAL INVESTIGATING	2,708	30	...	201	...	197	...	194	1,765	228	66	27	12.0	11.42
WOMEN	1,195	18	...	129	...	96	...	90	732	97	26	7	12.0	11.18
1811 A CRIMINAL INVESTIGATING	35,270	131	...	882	...	1,652	1,455	2,993	7,419	15,007	4,444	1,287	13.0	12.33
WOMEN	5,298	30	...	145	...	228	275	466	1,312	2,241	477	124	13.0	12.18
1812 A GAME LAW ENFORCEMENT	270	3	...	13	4	25	1	23	134	45	14	8	12.0	11.61
WOMEN	24	1	1	...	4	13	5	12.0	11.63
1815 A AIR SAFETY INVESTIGATING	81	4	...	6	...	1	5	34	17	14	13.0	12.88
WOMEN	9	1	4	2	1	...	13.0	12.33
1816 A IMMIGRATION INSPECTION	4,920	301	...	927	...	1,982	...	1,062	456	140	46	6	9.0	9.26
WOMEN	1,136	60	...	205	...	420	...	274	118	35	22	2	9.0	9.45
1822 A MINE SAFETY AND HEALTH	1,240	1	...	8	...	107	...	82	755	221	38	28	12.0	11.94
WOMEN	51	1	1	...	9	25	11	2	2	12.0	12.04
1825 A AVIATION SAFETY	6	1	2	2	...	1	12.0	12.67
WOMEN	1	1	11.0	11.00
1831 A SECURITIES COMPLIANCE EXAMINING	201	67	...	29	...	53	26	17	7	2	11.0	9.82
WOMEN	96	33	...	14	...	21	15	11	2	...	11.0	9.78
1850 A AGRICULTURAL COMMODITY WAREHOUSE EXAMINING	65	55	8	1	1	...	11.0	11.20
WOMEN	6	4	2	11.0	11.33
1854 A ALCOHOL, TOBACCO, AND FIREARMS INSPECTION	818	41	...	99	...	81	...	37	317	137	73	33	12.0	11.17
WOMEN	416	34	...	50	...	67	...	31	140	63	21	10	12.0	10.59
1862 T CONSUMER SAFETY INSPECTION	2,869	2	12	12	30	845	1,432	472	60	4	9.0	8.86
WOMEN	598	2	5	5	10	261	232	69	13	1	9.0	8.62
1863 T FOOD INSPECTION	3,878	182	...	3,157	66	433	12	6	15	6	1	...	7.0	7.19
WOMEN	1,596	64	...	1,440	17	71	1	1	...	2	7.0	7.03
1864 A PUBLIC HEALTH QUARANTINE INSPECTION	32	2	...	18	5	7	11.0	11.47
WOMEN	17	1	...	10	3	3	11.0	11.41
1884 O CUSTOMS PATROL OFFICER	23	1	...	4	...	6	...	10	2	11.0	9.61
WOMEN	2	1	7.0	8.00
1889 A IMPORT SPECIALIST	1,163	8	...	40	...	48	...	550	214	243	55	5	11.0	11.50
WOMEN	635	3	...	29	...	32	...	336	108	111	15	1	11.0	11.29
1890 A CUSTOMS INSPECTION	7,276	193	1	444	19	2,845	...	2,674	814	258	26	2	11.0	10.00
WOMEN	1,620	60	...	119	3	690	...	549	144	51	3	1	9.0	9.79
1894 A CUSTOMS ENTRY AND LIQUIDATING	468	4	...	9	1	23	...	241	146	41	3	...	11.0	11.27
WOMEN	353	2	...	7	1	19	...	192	105	26	1	...	11.0	11.22
1895 T CUSTOMS WAREHOUSE OFFICER	0.0	0.00
WOMEN	0.0	0.00
1896 O BORDER PATROL AGENT	8,262	468	...	1,010	...	3,485	...	1,928	975	259	117	20	9.0	9.56
WOMEN	377	39	...	44	...	167	...	77	35	12	3	...	9.0	9.21
1897 * CUSTOMS AID	929	1	26	415	70	372	8	34	...	3	6.0	6.04
WOMEN	632	13	275	49	273	8	14	6.0	6.05
1898 A ADMEASUREMENT	2	1	1	...	13.0	13.50
WOMEN	0.0	0.00
1899 O INVESTIGATION STUDENT TRAINEE	91	...	2	2	62	15	...	8	...	2	4.0	4.47
WOMEN	44	...	2	...	31	7	...	3	...	1	4.0	4.39
1800 INVESTIGATION	88,196	...	2	3	159	2,770	1,344	11,237	1,919	14,716	2,404	11,975	15,987	18,327	5,684	1,669	11.0	10.65
WOMEN	22,047	...	2	...	88	1,150	863	4,693	956	2,730	539	2,869	3,888	3,287	787	195	11.0	9.83
1910 A QUALITY ASSURANCE	7,654	28	...	76	8	1,021	49	4,631	1,407	359	65	10	11.0	10.97
WOMEN	1,068	15	...	25	1	149	6	652	169	44	6	1	11.0	10.80
1980 T AGRICULTURAL COMMODITY GRADING	1,900	131	...	320	152	858	41	214	103	57	22	2	9.0	8.90
WOMEN	629	82	...	176	74	231	5	42	14	5	8.0	8.04
1981 T AGRICULTURAL COMMODITY AID	170	1	32	40	75	22	6.0	5.50
WOMEN	55	1	24	9	17	4	5.0	4.98
1999 O QUALITY INSPECTION STUDENT TRAINEE	2	2	4.0	4.00
WOMEN	0.0	0.00
1900 QUALITY ASSURANCE, INSPECTION, AND GRADING	9,726	1	34	199	75	418	160	1,879	90	4,845	1,510	416	87	12	11.0	10.47
WOMEN	1,752	1	24	106	17	205	75	380	11	694	183	49	6	1	11.0	9.62

1/ P = PROFESSIONAL, A = ADMINISTRATIVE, T = TECHNICAL, C = CLERICAL, O = OTHER, * = SPLIT OCCUPATIONAL CATEGORY

TABLE W-D2 FULL-TIME CIVILIAN GENERAL SCHEDULE EMPLOYMENT BY OCCUPATION, GENDER, GRADE, MEDIAN GRADE, AND AVERAGE GRADE, ALL AREAS, SEPTEMBER 30, 1999

OCCUPATION	TOTAL	GENERAL SCHEDULE GRADES															MEDIAN GRADE	AVERAGE GRADE
		1	2	3	4	5	6	7	8	9	10	11	12	13	14	15		
2001 * GENERAL SUPPLY	3,676	62	2	222	11	1,611	48	1,055	491	136	23	15	9.0	10.00
WOMEN	1,595	36	2	130	5	779	20	389	186	44	3	1	9.0	9.71
2003 A SUPPLY PROGRAM MANAGEMENT	4,400	5	...	43	3	718	18	1,401	1,384	588	195	45	12.0	11.38
WOMEN	1,912	4	...	20	3	359	9	661	561	212	69	14	11.0	11.21
2005 * SUPPLY CLERICAL AND TECHNICIAN	13,458	1	1	123	1,290	4,725	2,592	4,300	291	106	18	7	3	1	6.0	5.83
WOMEN	7,456	1	1	51	737	2,653	1,444	2,370	136	46	13	3	1	6.0	5.81
2010 A INVENTORY MANAGEMENT	5,189	103	...	358	6	1,649	55	2,204	653	128	29	4	11.0	10.15
WOMEN	3,159	69	...	238	3	1,011	19	1,378	368	58	13	2	11.0	10.09
2030 A DISTRIBUTION FACILITIES AND STORAGE MANAGEMENT	635	1	...	13	1	191	8	171	146	79	22	3	11.0	10.89
WOMEN	139	5	...	55	3	37	23	9	7	...	11.0	10.49
2032 A PACKAGING	253	3	...	55	...	109	66	17	3	...	11.0	10.95
WOMEN	80	1	...	21	...	34	22	2	11.0	10.75
2050 A SUPPLY CATALOGING	101	5	...	40	...	36	10	8	2	...	11.0	10.33
WOMEN	65	3	...	30	...	23	6	3	9.0	10.08
2091 C SALES STORE CLERICAL	1,937	...	19	1,348	218	113	125	92	22	3.0	3.66
WOMEN	1,755	...	14	1,234	190	100	110	88	19	3.0	3.66
2099 O SUPPLY STUDENT TRAINEE	11	1	9	1	4.0	4.00
WOMEN	8	8	4.0	4.00
2000 SUPPLY	29,660	1	20	1,472	1,517	5,010	2,719	5,036	334	4,370	147	4,983	2,753	957	274	67	7.0	7.95
WOMEN	16,169	1	15	1,285	935	2,862	1,556	2,855	166	2,301	64	2,525	1,167	328	92	17	7.0	7.52
2101 A TRANSPORTATION SPECIALIST	1,888	1	3	3	61	17	295	12	309	354	392	288	153	12.0	11.89
WOMEN	626	1	1	...	36	5	117	5	101	128	140	61	31	12.0	11.49
2102 * TRANSPORTATION CLERK AND ASSISTANT	3,943	...	1	29	308	1,105	1,119	979	266	122	9	3	2	6.0	6.03
WOMEN	2,709	21	194	796	857	642	132	59	6	1	1	6.0	5.95
2110 A TRANSPORTATION INDUSTRY ANALYSIS	95	3	...	5	8	25	35	19	14.0	13.45
WOMEN	28	1	...	2	6	8	6	5	13.0	13.07
2121 A RAILROAD SAFETY	401	2	...	4	279	84	25	7	12.0	12.36
WOMEN	23	2	...	3	14	4	12.0	11.78
2123 A MOTOR CARRIER SAFETY	288	6	...	22	...	15	...	20	214	11	12.0	11.28
WOMEN	74	1	...	5	...	4	...	5	58	1	12.0	11.35
2125 A HIGHWAY SAFETY	241	1	...	5	...	4	39	127	50	15	13.0	13.03
WOMEN	71	5	...	3	10	29	18	6	13.0	12.92
2130 A TRAFFIC MANAGEMENT	1,689	2	...	37	2	362	17	497	462	231	64	15	11.0	11.16
WOMEN	767	2	...	23	1	209	8	236	182	87	17	2	11.0	10.85
2131 * FREIGHT RATE	552	1	46	93	200	93	98	15	4	1	...	1	...	7.0	7.32
WOMEN	385	26	71	147	68	67	5	7.0	7.26
2135 T TRANSPORTATION LOSS AND DAMAGE CLAIMS EXAMINING	118	3	43	35	16	16	3	1	1	6.0	6.14
WOMEN	92	1	31	28	15	14	2	1	6.0	6.22
2144 T CARGO SCHEDULING	41	1	3	21	8	6	...	2	7.0	7.56
WOMEN	13	9	2	2	7.0	7.46
2150 A TRANSPORTATION OPERATIONS	1,292	3	...	47	3	342	23	385	278	153	38	20	11.0	10.89
WOMEN	320	2	...	31	...	98	1	88	52	36	11	1	11.0	10.46
2151 C DISPATCHING	424	38	98	143	35	94	9	4	3	5.0	5.25
WOMEN	141	18	35	33	13	33	7	1	1	5.0	5.27
2152 A AIR TRAFFIC CONTROL	997	1	1	...	5	...	133	51	414	237	130	24	1	11.0	11.22
WOMEN	91	1	1	...	1	...	17	4	36	24	6	1	...	11.0	10.82
2154 T AIR TRAFFIC ASSISTANCE	214	2	5	74	48	83	2	8.0	8.00
WOMEN	37	1	1	16	8	11	8.0	7.73
2161 A MARINE CARGO	45	1	...	15	...	23	5	1	11.0	10.40
WOMEN	8	2	...	5	1	11.0	10.63
2181 T AIRCRAFT OPERATION	2,483	11	2	80	600	1,593	197	...	13.0	12.75
WOMEN	29	1	...	4	12	12.0	12.17
2183 T AIR NAVIGATION	317	1	...	6	272	27	11	...	12.0	12.13
WOMEN	6	3	3	11.0	11.50
2185 T AIRCREW TECHNICIAN	1,032	7	40	448	344	180	11	2	10.0	9.67
WOMEN	31	1	4	17	6	2	1	9.0	9.23
2199 O TRANSPORTATION STUDENT TRAINEE	9	2	4	3	4.0	4.11
WOMEN	5	1	2	2	4.0	4.20
2100 TRANSPORTATION	16,069	...	1	69	416	1,358	1,293	1,565	502	1,948	477	1,939	2,762	2,776	733	230	11.0	9.83
WOMEN	5,456	40	234	896	970	959	241	615	37	489	493	323	114	45	7.0	8.00
2299 UNSPECIFIED WHITE-COLLAR SERIES	60	...	1	2	11	3	4	4	1	10	5	4	6	4	1	4	9.0	8.48
WOMEN	40	...	1	1	9	3	3	3	...	9	1	2	4	2	2	...	7.0	7.80
2200 UNSPECIFIED	60	...	1	2	11	3	4	4	1	10	5	4	6	4	1	4	9.0	8.48
WOMEN	40	...	1	1	9	3	3	3	...	9	1	2	4	2	...	2	7.0	7.80

1/ P = PROFESSIONAL, A = ADMINISTRATIVE, T = TECHNICAL, C = CLERICAL, O = OTHER, * = SPLIT OCCUPATIONAL CATEGORY



TABLE W-E FULL-TIME CIVILIAN WHITE-COLLAR EMPLOYMENT BY OCCUPATION, GENDER, AND SELECTED AGENCY, ALL AREAS, SEPTEMBER 30, 1999

OCCUPATION CODES/1/ TITLES	TOTAL ALL AGENCIES	STATE	TREASURY	ARMY	NAVY	AIR FORCE	DEFENSE LOGISTICS AGENCY	OTHER DEFENSE	JUSTICE	INTERIOR	AGRICULTURE	COMMERCE	LABOR	HEALTH AND HUMAN SERVICES
GRAND TOTAL	1,453,735	15,242	133,218	169,823	139,488	106,308	29,986	54,138	116,764	57,154	92,743	36,648	15,272	51,223
PERCENT OF TOTAL	100.0	1.0	9.2	11.7	9.6	7.3	2.1	3.7	8.0	3.9	6.4	2.5	1.1	3.5
WOMEN	708,506	6,998	74,109	77,733	56,060	48,402	13,855	32,684	46,121	24,621	37,962	16,566	7,458	32,383
0006 A CORRECTIONAL INSTITUTION ADMINISTRATION WOMEN	1,693 471	2 1	19	1,660 463	1	10 7	...
0007 O CORRECTIONAL OFFICER WOMEN	13,097 1,621	13,059 1,610	38 11
0011 A BOND SALES PROMOTION WOMEN	116 29	...	116 29
0018 A SAFETY AND OCCUPATIONAL HEALTH MANAGEMENT WOMEN	4,278 925	4 2	30 8	816 176	893 217	480 66	129 19	30 5	260 34	133 35	83 25	14 6	814 206	63 19
0019 T SAFETY TECHNICIAN WOMEN	222 92	...	1 1	71 21	67 36	9 6	3 2	1	13 9	6 2	3 4	4 2	4 2
0020 P COMMUNITY PLANNING WOMEN	519 133	81 13	42 15	102 16	31 14	23 11	15 2
0021 T COMMUNITY PLANNING TECHNICIAN WOMEN	17 12	4 3	4 2	3 3	3 2
0023 A OUTDOOR RECREATION PLANNING WOMEN	669 261	67 19	480 185	116 54
0025 * PARK RANGER WOMEN	6,276 1,839	1,454 249	...	1	4,821 1,590
0028 A ENVIRONMENTAL PROTECTION SPECIALIST WOMEN	5,659 2,309	...	8 3	738 217	868 216	324 86	275 83	8 2	7 73	258 16	46 4	17 4	...	11 4
0029 T ENVIRONMENTAL PROTECTION ASSISTANT WOMEN	439 273	79 34	87 32	58 31	56 39	9 2	1 1	1 1
0030 A SPORTS SPECIALIST WOMEN	557 81	303 48	33 6	113 19	2	78 8
0050 A FUNERAL DIRECTING WOMEN	24 3	8 1	3 1	13 1
0060 P CHAPLAIN WOMEN	597 55	5	213 26	5 1
0062 A CLOTHING DESIGN WOMEN	27 17	11 8	5 4	8 4	1
0072 * FINGERPRINT IDENTIFICATION WOMEN	818 464	...	30 11	4 ...	4	779 453	1
0080 A SECURITY ADMINISTRATION WOMEN	6,719 2,464	938 108	426 132	1,145 422	960 420	771 277	94 40	661 321	489 311	35 23	12 4	69 29	10 3	16 7
0081 O FIRE PROTECTION AND PREVENTION WOMEN	9,212 185	...	1 ...	2,388 50	3,762 89	2,420 36	98 1	...	2 1	52 1	...	16	22 2
0082 O UNITED STATES MARSHAL WOMEN	86 8	86 8
0083 O POLICE WOMEN	8,731 678	...	1,598 146	818 50	1,789 119	140 4	151 7	239 27	182 33	869 70	...	45	42 1
0084 O NUCLEAR MATERIALS COURIER WOMEN	205
0085 O SECURITY GUARD WOMEN	3,885 395	...	1 ...	1,208 42	462 19	459 18	47 7	25 2	20 12	124 23	14 1	4	82 8
0086 C SECURITY CLERICAL AND ASSISTANCE WOMEN	1,512 1,006	15 13	37 27	312 194	452 287	183 118	24 18	140 115	163 120	7 4	7 6	15 12
0090 T GUIDE WOMEN	352 162	...	7 4	6 4	...	2 2	6 3	288 127	29 14
0095 P FOREIGN LAW SPECIALIST WOMEN	20 10
0099 O GENERAL STUDENT TRAINEE WOMEN	211 102	...	3 2	47 16	52 22	5 3	44 25	5 1	...	5 3	3 1
0000 MISCELLANEOUS OCCUPATIONS WOMEN	65,941 13,595	957 123	2,258 363	9,567 1,568	9,502 1,485	5,083 684	880 216	1,104 472	17,009 3,084	7,207 2,195	345 137	198 53	843 223	249 46
0101 P SOCIAL SCIENCE WOMEN	6,768 3,366	5 2	4 3	759 403	448 262	807 501	4 3	14 8	1,812 867	57 19	116 47	49 32	23 17	1,059 632
0102 T SOCIAL SCIENCE AID AND TECHNICIAN WOMEN	685 334	15 14	24 15	54 43	...	1 1	5 4	102 52	188 71	...	6 6	36 23
0105 A SOCIAL INSURANCE ADMINISTRATION WOMEN	25,092 16,689
0106 A UNEMPLOYMENT INSURANCE WOMEN	115 51	107 46	...

1/ P = PROFESSIONAL, A = ADMINISTRATIVE, T = TECHNICAL, C = CLERICAL, O = OTHER, * = SPLIT OCCUPATIONAL CATEGORY

TABLE W-E FULL-TIME CIVILIAN WHITE-COLLAR EMPLOYMENT BY OCCUPATION, GENDER, AND SELECTED AGENCY, ALL AREAS, SEPTEMBER 30, 1999 -- CONTINUED

OCCUPATION CODES1/ TITLES	HOUSING AND URBAN DEVELOPMENT	TRANSPORTATION	ENERGY	EDUCATION	VETERANS AFFAIRS	ENVIRONMENTAL PROTECTION AGENCY	FEDERAL DEPOSIT INSURANCE CORPORATION	GENERAL SERVICES ADMINISTRATION	OFFICE OF PERSONNEL MANAGEMENT	NATIONAL AERONAUTICS SPACE ADMINISTRATION	SOCIAL SECURITY ADMINISTRATION	TENNESSEE VALLEY AUTHORITY	ALL OTHER AGENCIES
GRAND TOTAL	10,127	61,096	14,288	4,573	167,305	17,500	7,161	12,061	2,570	18,036	59,972	8,856	52,183
PERCENT OF TOTAL	0.7	4.2	1.0	0.3	11.5	1.2	0.5	0.8	0.2	1.2	4.1	0.6	3.6
WOMEN	5,960	17,085	5,744	2,841	105,066	8,531	3,306	5,914	1,656	5,904	42,188	2,620	26,739
0006 A CORRECTIONAL INSTITUTION ADMINISTRATION WOMEN	1
0007 O CORRECTIONAL OFFICER WOMEN
0011 A BOND SALES PROMOTION WOMEN
0018 A SAFETY AND OCCUPATIONAL HEALTH MANAGEMENT WOMEN	...	46	83	4	218	17	1	29	...	56	30	...	45
0019 T SAFETY TECHNICIAN WOMEN	...	10	18	3	34	3	...	9	...	11	8	...	11
0020 P COMMUNITY PLANNING WOMEN	...	2	2	...	30	2	4
0021 T COMMUNITY PLANNING TECHNICIAN WOMEN	...	11	170	...	4	2	...	3	...	2	40
0022 A OUTDOOR RECREATION PLANNING WOMEN	...	3	49	1	...	1	9
0023 A OUTDOOR RECREATION PLANNING WOMEN	...	2	1
0025 * PARK RANGER WOMEN	...	1	1
0028 A ENVIRONMENTAL PROTECTION SPECIALIST WOMEN	...	5	1
0029 T ENVIRONMENTAL PROTECTION ASSISTANT WOMEN	...	2	1
0030 A SPORTS SPECIALIST WOMEN	1	27	...
0050 A FUNERAL DIRECTING WOMEN
0060 P CHAPLAIN WOMEN	372	2
0062 A CLOTHING DESIGN WOMEN	...	2	28
0072 * FINGERPRINT IDENTIFICATION WOMEN	...	1
0080 A SECURITY ADMINISTRATION WOMEN	...	2	67	288	3	121	12	8	268	7	73	41	203
0081 O FIRE PROTECTION AND PREVENTION WOMEN	...	2	36	135	3	11	8	5	61	3	25	23	55
0082 O UNITED STATES MARSHAL WOMEN	...	69	1	...	368	12
0083 O POLICE WOMEN	6
0084 O NUCLEAR MATERIALS COURIER WOMEN	...	1	2,027	641	189
0085 O SECURITY GUARD WOMEN	205	...	148	50	23
0086 C SECURITY CLERICAL AND ASSISTANCE WOMEN	...	2	440	972
0088 O SECURITY GUARD WOMEN	...	15	12	...	54	...	3	44	...	4	1	...	24
0090 T GUIDE WOMEN	...	14	8	...	24	...	3	20	...	4	1	...	18
0095 P FOREIGN LAW SPECIALIST WOMEN	13	1
0099 O GENERAL STUDENT TRAINEE WOMEN	8
0000 MISCELLANEOUS OCCUPATIONS WOMEN	...	5	1	2	...	2	...	6	...	1	18	...	10
0000 MISCELLANEOUS OCCUPATIONS WOMEN	...	2	1	1	...	1	...	6	...	1	9	...	8
0000 MISCELLANEOUS OCCUPATIONS WOMEN	...	31	624	774	9	3,229	2,782	12	996	7	161	90	467
0000 MISCELLANEOUS OCCUPATIONS WOMEN	...	8	187	232	7	268	1,583	8	149	3	56	41	64
0101 P SOCIAL SCIENCE WOMEN	...	20	69	2	93	1,107	1	1	49	...	269
0102 T SOCIAL SCIENCE AID AND TECHNICIAN WOMEN	...	7	46	...	40	333	25	...	119
0105 A SOCIAL INSURANCE ADMINISTRATION WOMEN	...	2	228	22	1	1
0106 A UNEMPLOYMENT INSURANCE WOMEN	...	2	85	17	1	...
0106 A UNEMPLOYMENT INSURANCE WOMEN	25,092
0106 A UNEMPLOYMENT INSURANCE WOMEN	16,689
0106 A UNEMPLOYMENT INSURANCE WOMEN	8
0106 A UNEMPLOYMENT INSURANCE WOMEN	5

1/ P = PROFESSIONAL, A = ADMINISTRATIVE, T = TECHNICAL, C = CLERICAL, O = OTHER, * = SPLIT OCCUPATIONAL CATEGORY

TABLE W-E FULL-TIME CIVILIAN WHITE-COLLAR EMPLOYMENT BY OCCUPATION, GENDER, AND SELECTED AGENCY, ALL AREAS, SEPTEMBER 30, 1999

OCCUPATION		TOTAL ALL AGENCIES	STATE	TREASURY	ARMY	NAVY	AIR FORCE	DEFENSE LOGISTICS AGENCY	OTHER DEFENSE	JUSTICE	INTERIOR	AGRICULTURE	COMMERCE	LABOR	HEALTH AND HUMAN SERVICES
CODES	TITLES														
0107	A HEALTH INSURANCE ADMINISTRATION	1,809	1,809
	WOMEN	1,165	1,165
0110	P ECONOMIST	4,894	529	471	241	9	2	4	7	52	95	666	460	1,269	99
	WOMEN	1,349	130	135	50	2	1	11	14	168	147	427	36
0119	T ECONOMICS ASSISTANT	110	3	1	7	...	98	1
	WOMEN	85	2	1	1	...	80	1
0130	P FOREIGN AFFAIRS	5,011	3,858	3	10	137	1	12	...	1
	WOMEN	1,747	1,259	1	1	37	5
0131	P INTERNATIONAL RELATIONS	159	10	...	24	32	7	...	16	13	12	9	...
	WOMEN	52	6	...	2	5	3	...	4	8	5	6	...
0132	A INTELLIGENCE	5,407	190	493	1,138	664	871	...	118	1,825	...	6	9	...	3
	WOMEN	2,040	65	247	263	161	187	...	13	1,071	...	2	7
0134	C INTELLIGENCE AID AND CLERK	321	...	9	82	27	73	...	6	123
	WOMEN	273	...	7	70	24	60	...	6	105
0135	P FOREIGN AGRICULTURAL AFFAIRS	185	185
	WOMEN	40	40
0136	A INTERNATIONAL COOPERATION	22
	WOMEN	14
0140	P MANPOWER RESEARCH AND ANALYSIS	29	29	...
	WOMEN	16	16	...
0142	A MANPOWER DEVELOPMENT	419	8	4	35	...	362	10
	WOMEN	206	3	2	18	...	178	5
0150	P GEOGRAPHY	431	4	...	54	19	3	1	146	39	152
	WOMEN	144	11	5	1	50	20	56
0160	A CIVIL RIGHTS ANALYSIS	51	...	3	1	21	1	1
	WOMEN	30	20	1
0170	P HISTORY	645	15	1	146	40	149	1	14	8	198	11	7	1	7
	WOMEN	161	2	1	20	6	28	1	2	2	72	5	1	...	3
0180	P PSYCHOLOGY	3,666	...	6	482	259	135	...	35	354	9	10	5	9	230
	WOMEN	1,380	...	4	181	95	41	...	17	135	5	5	2	7	101
0181	T PSYCHOLOGY AID AND TECHNICIAN	626	13	4	3	13	...	2	9
	WOMEN	308	9	3	2	13	...	1	6
0184	P SOCIOLOGY	39	5	1	...	7	13	1	...	9
	WOMEN	18	2	1	...	2	6	6
0185	P SOCIAL WORK	4,599	3	3	332	378	133	3	1	15	50	2	128
	WOMEN	2,708	3	2	225	281	91	2	1	9	35	1	99
0186	T SOCIAL SERVICES AID AND ASSISTANT	960	228	79	52	2	...	5	123	299	28
	WOMEN	546	197	63	48	2	...	4	60	81	20
0187	A SOCIAL SERVICES	506	169	65	5	1	52	2	18
	WOMEN	363	134	51	3	1	44	1	14
0188	A RECREATION SPECIALIST	1,799	...	3	306	547	386	3	...	468	25	21	11
	WOMEN	614	...	1	121	236	179	1	...	49	8	1	6
0189	T RECREATION AID AND ASSISTANT	1,958	...	1	538	581	608	7	94	25
	WOMEN	877	200	315	281	3	29	4
0190	P GENERAL ANTHROPOLOGY	92	3	...	26	...	3	27	2	4	...	2
	WOMEN	40	12	...	1	14	1	3	...	1
0193	P ARCHEOLOGY	982	120	14	17	410	404
	WOMEN	369	36	6	5	148	171
0199	O SOCIAL SCIENCE STUDENT TRAINEE	116	2	...	10	4	4	9	24	17	...	4	16
	WOMEN	70	2	...	7	3	3	4	13	9	...	2	10
0100	SOCIAL SCIENCE, PSYCHOLOGY, AND WELFARE	67,496	4,619	997	4,702	3,202	3,315	26	350	4,712	1,424	2,064	711	1,917	3,476
	WOMEN	35,055	1,469	401	1,960	1,536	1,479	14	91	2,294	568	661	258	785	2,128
0201	A PERSONNEL MANAGEMENT	11,430	263	711	1,366	1,171	1,103	141	626	844	436	665	287	133	534
	WOMEN	8,220	192	544	934	871	739	98	451	651	342	516	222	94	419
0203	* PERSONNEL CLERICAL AND ASSISTANCE	7,908	30	1,145	1,176	869	733	133	253	672	276	597	169	67	239
	WOMEN	6,966	28	1,041	996	751	657	113	219	595	257	552	159	58	212
0204	* MILITARY PERSONNEL CLERICAL AND TECHNICIAN	6,824	4,189	1,388	1,160	14	2	2	...	19
	WOMEN	4,693	2,885	993	745	12	1	...	15
0205	A MILITARY PERSONNEL MANAGEMENT	1,883	995	182	655	15	17	1	...	9
	WOMEN	854	462	72	292	10	6	6
0212	A PERSONNEL STAFFING	2,053	58	283	472	91	327	70	89	137	66	68	14	22	75
	WOMEN	1,699	37	253	382	79	265	55	74	115	58	54	13	20	64
0221	A POSITION CLASSIFICATION	804	8	42	210	39	204	18	37	43	34	38	1	12	22
	WOMEN	521	5	33	146	28	136	9	22	30	21	23	...	5	11
0222	A OCCUPATIONAL ANALYSIS	29	5	...	24
	WOMEN	10	1	...	9

1/P = PROFESSIONAL, A = ADMINISTRATIVE, T = TECHNICAL, C = CLERICAL, O = OTHER, * = SPLIT OCCUPATIONAL CATEGORY

TABLE W-E FULL-TIME CIVILIAN WHITE-COLLAR EMPLOYMENT BY OCCUPATION, GENDER, AND SELECTED AGENCY, ALL AREAS, SEPTEMBER 30, 1999 -- CONTINUED

OCCUPATION CODES/1/ TITLES	HOUSING AND URBAN DEVELOPMENT	TRANSPORTATION	ENERGY	EDUCATION	VETERANS AFFAIRS	ENVIRONMENTAL PROTECTION AGENCY	FEDERAL DEPOSIT INSURANCE CORPORATION	GENERAL SERVICES ADMINISTRATION	OFFICE OF PERSONNEL MANAGEMENT	NATIONAL AERONAUTICS SPACE ADMINISTRATION	SOCIAL SECURITY ADMINISTRATION	TENNESSEE VALLEY AUTHORITY	ALL OTHER AGENCIES
0107 A HEALTH INSURANCE ADMINISTRATION
WOMEN
0110 P ECONOMIST	73	94	140	5	8	117	54	2	30	9	458
WOMEN	16	13	30	2	3	32	19	9	2	102
0119 T ECONOMICS ASSISTANT
WOMEN	35	951
0130 P FOREIGN AFFAIRS	11	431
WOMEN	...	4	21	11
0131 P INTERNATIONAL RELATIONS	8	5
WOMEN	...	47	38	5
0132 A INTELLIGENCE	...	10	12	2
WOMEN	1
0134 C INTELLIGENCE AID AND CLERK	1
WOMEN
0135 P FOREIGN AGRICULTURAL AFFAIRS
WOMEN
0136 A INTERNATIONAL COOPERATION	22
WOMEN	14
0140 P MANPOWER RESEARCH AND ANALYSIS
WOMEN
0142 A MANPOWER DEVELOPMENT
WOMEN	...	3	2	5	1	2
0150 P GEOGRAPHY	1
WOMEN
0160 A CIVIL RIGHTS ANALYSIS	...	1	1	...	22
WOMEN	9
0170 P HISTORY	...	4	5	1	4	1	32
WOMEN	2	1	15
0180 P PSYCHOLOGY	1	72	2	2	1,926	7	1	...	46	47	2	...	26
WOMEN	1	23	...	2	701	1	1	...	27	20	11
0181 T PSYCHOLOGY AID AND TECHNICIAN	...	11	568	3
WOMEN	...	9	262	3
0184 P SOCIOLOGY	2	1
WOMEN	1
0185 P SOCIAL WORK	3,538	1	...	1	...	11
WOMEN	1,948	1	9
0186 T SOCIAL SERVICES AID AND ASSISTANT	144
WOMEN	71
0187 A SOCIAL SERVICES	172	22
WOMEN	109	6
0188 A RECREATION SPECIALIST	...	13	3	6	7
WOMEN	...	4	2	2	...	4
0189 T RECREATION AID AND ASSISTANT	...	4	92	2	6
WOMEN	...	1	39	2	...	3
0190 P GENERAL ANTHROPOLOGY	25
WOMEN	8
0193 P ARCHEOLOGY	...	1	7	3	6
WOMEN	3
0199 O SOCIAL SCIENCE STUDENT TRAINEE	...	5	3	...	2	...	2	...	14
WOMEN	...	3	2	...	1	...	11
0100 SOCIAL SCIENCE, PSYCHOLOGY, AND WELFARE	94	330	252	100	7,791	132	56	2	52	53	25,219	22	1,878
WOMEN	24	111	66	44	3,554	36	20	...	32	20	16,757	8	739
0201 A PERSONNEL MANAGEMENT	92	376	169	40	892	139	52	118	332	135	251	49	505
WOMEN	70	270	115	26	578	107	39	84	193	96	172	23	374
0203 * PERSONNEL CLERICAL AND ASSISTANCE	20	117	48	3	786	34	34	25	121	42	84	14	221
WOMEN	20	111	44	2	635	31	28	23	106	40	76	14	198
0204 * MILITARY PERSONNEL CLERICAL AND TECHNICIAN	...	50
WOMEN	...	42
0205 A MILITARY PERSONNEL MANAGEMENT	...	8	1
WOMEN	...	6
0212 A PERSONNEL STAFFING	4	39	5	...	101	8	...	15	31	9	26	...	43
WOMEN	4	34	5	...	83	7	...	12	16	7	25	...	37
0221 A POSITION CLASSIFICATION	1	2	2	...	30	2	...	13	19	...	3	...	24
WOMEN	...	2	14	1	...	10	11	...	2	...	12
0222 A OCCUPATIONAL ANALYSIS
WOMEN

98

1/ P = PROFESSIONAL, A = ADMINISTRATIVE, T = TECHNICAL, C = CLERICAL, O = OTHER, * = SPLIT OCCUPATIONAL CATEGORY

TABLE W-E FULL-TIME CIVILIAN WHITE-COLLAR EMPLOYMENT BY OCCUPATION, GENDER, AND SELECTED AGENCY, ALL AREAS, SEPTEMBER 30, 1999

OCCUPATION	TOTAL ALL AGENCIES	STATE	TREASURY	ARMY	NAVY	AIR FORCE	DEFENSE LOGISTICS AGENCY	OTHER DEFENSE	JUSTICE	INTERIOR	AGRICULTURE	COMMERCE	LABOR	HEALTH AND HUMAN SERVICES
0223 A SALARY AND WAGE ADMINISTRATION	128	9	1	47	7	...	59	...
WOMEN	75	6	1	16	5	...	46	...
0230 A EMPLOYEE RELATIONS	1,602	12	110	109	170	272	61	103	117	58	146	23	15	49
WOMEN	1,219	9	81	76	136	206	46	79	98	45	101	18	10	43
0233 A LABOR RELATIONS	1,081	1	265	79	131	60	12	39	49	17	34	15	16	27
WOMEN	551	...	171	35	61	19	5	18	26	6	11	10	10	11
0235 A EMPLOYEE DEVELOPMENT	1,837	6	494	113	151	94	43	38	209	44	84	18	18	57
WOMEN	1,225	4	350	69	96	54	27	23	125	31	57	13	14	45
0241 A MEDIATION	227
WOMEN	43
0243 A APPRENTICESHIP AND TRAINING	157	1	142	...
WOMEN	55	48	...
0244 A LABOR MANAGEMENT RELATIONS EXAMINING	348
WOMEN	134
0246 A CONTRACTOR INDUSTRIAL RELATIONS	119	20	7	7
WOMEN	65	18	4	2
0249 A WAGE AND HOUR COMPLIANCE	1,120	1,120	...
WOMEN	479	479	...
0260 A EQUAL EMPLOYMENT OPPORTUNITY	2,655	9	293	453	187	158	57	89	98	142	217	75	16	144
WOMEN	1,859	6	222	323	146	96	35	56	67	106	151	51	9	104
0270 A FEDERAL RETIREMENT BENEFITS	406	14	4	1
WOMEN	282	11	4	1
0299 O PERSONNEL MANAGEMENT STUDENT TRAINEE	62	1	1	4	17	4	3	...	4	5	1	...	7	2
WOMEN	49	1	1	3	15	3	3	...	4	5	4	1
0200 PERSONNEL MANAGEMENT AND INDUSTRIAL RELATIONS	40,673	411	3,345	9,191	4,403	4,801	567	1,341	2,177	1,079	1,857	605	1,627	1,177
WOMEN	28,999	299	2,697	6,330	3,252	3,223	413	964	1,715	872	1,470	487	797	931
0301 A MISCELLANEOUS ADMINISTRATION AND PROGRAM	57,697	1,074	3,189	8,065	2,885	4,382	1,233	1,223	3,326	1,969	2,258	4,280	838	2,232
WOMEN	29,440	518	2,058	2,864	1,526	1,802	513	632	2,157	1,003	1,169	2,147	476	1,664
0302 C MESSENGER	78	...	1	5	12	1	1	1	1	1	...	1	...	1
WOMEN	15	2	1
0303 * MISCELLANEOUS CLERK AND ASSISTANT	64,433	443	6,598	8,661	3,661	3,479	1,248	1,800	4,405	3,276	2,251	2,693	553	2,404
WOMEN	50,574	365	5,335	5,790	2,986	2,682	710	1,426	3,481	2,751	1,999	2,179	465	2,076
0304 C INFORMATION RECEPTIONIST	884	...	33	77	43	37	2	10	106	46	371	4	3	16
WOMEN	712	...	27	52	32	27	1	9	93	37	317	3	2	15
0305 C MAIL AND FILE	10,206	42	1,975	1,025	618	230	108	339	1,500	175	182	54	63	159
WOMEN	5,642	30	1,500	448	308	106	37	151	1,209	113	94	19	23	76
0309 C CORRESPONDENCE CLERK	254	...	1	29	15	2	...	4	28	...	2	2	...	7
WOMEN	206	...	1	26	12	2	...	4	22	...	2	2	...	6
0312 C CLERK-STENOGRAPHER AND REPORTER	72	1	5	17	5	11	5	2	3	1
WOMEN	68	1	4	15	5	11	5	2	3	1
0313 C WORK UNIT SUPERVISING	160	...	57	2	3	83	3	...	1
WOMEN	153	...	52	2	3	82	3	...	1
0318 C SECRETARY	54,404	1,250	5,306	8,388	4,915	7,752	846	1,616	4,033	1,823	2,053	1,217	667	2,821
WOMEN	52,988	1,226	5,136	8,140	4,769	7,553	823	1,570	3,958	1,783	2,014	1,200	652	2,748
0319 C CLOSED MICROPHONE REPORTING	114	26	8	79	1
WOMEN	95	19	7	69
0322 C CLERK-TYPIST	2,227	844	90	58	71	16	9	28	82	61	52	4	3	100
WOMEN	1,804	639	78	51	57	12	7	19	74	56	49	4	3	90
0326 * OFFICE AUTOMATION CLERICAL AND ASSISTANCE	13,470	9	551	2,074	1,831	1,791	148	658	634	696	1,089	591	148	654
WOMEN	11,591	6	450	1,812	1,574	1,532	119	587	514	616	978	514	119	537
0332 T COMPUTER OPERATION	2,766	33	697	473	287	189	60	171	45	38	89	92	1	88
WOMEN	1,461	17	375	248	153	96	25	92	22	25	63	43	...	40
0334 A COMPUTER SPECIALIST	56,216	1,222	5,832	6,728	7,359	3,387	1,695	4,054	2,237	2,021	3,103	2,518	609	2,263
WOMEN	22,542	274	2,613	2,714	3,040	1,240	646	1,710	877	815	1,509	880	274	919
0335 * COMPUTER CLERK AND ASSISTANT	5,876	3	838	769	718	671	119	267	149	243	637	204	41	107
WOMEN	3,907	2	590	515	476	376	75	162	76	168	479	139	27	76
0340 A PROGRAM MANAGEMENT	7,901	107	1,456	705	746	198	8	50	152	589	713	60	42	270
WOMEN	2,381	42	629	108	173	6	1	12	55	129	208	16	13	116
0341 A ADMINISTRATIVE OFFICER	7,362	363	109	907	724	237	50	87	529	615	464	152	95	649
WOMEN	5,326	115	68	553	608	90	31	52	414	485	292	131	72	530
0342 A SUPPORT SERVICES ADMINISTRATION	3,611	320	627	775	191	148	35	57	128	80	469	30	23	65
WOMEN	1,962	120	354	279	139	94	19	25	67	60	430	11	10	29
0343 A MANAGEMENT AND PROGRAM ANALYSIS	41,770	280	5,745	5,429	5,352	3,364	1,264	1,349	1,832	703	1,367	793	472	2,021
WOMEN	26,652	174	3,872	3,332	3,391	1,875	685	809	1,258	400	926	520	313	1,484
0344 * MANAGEMENT AND PROGRAM CLERICAL AND ASSISTANCE	6,299	11	867	1,125	1,163	893	413	168	265	102	160	56	46	112
WOMEN	5,404	11	752	962	1,039	696	366	153	211	87	148	51	45	90

1/P = PROFESSIONAL, A = ADMINISTRATIVE, T = TECHNICAL, C = CLERICAL, O = OTHER, * = SPLIT OCCUPATIONAL CATEGORY

TABLE W-E FULL-TIME CIVILIAN WHITE-COLLAR EMPLOYMENT BY OCCUPATION, GENDER, AND SELECTED AGENCY, ALL AREAS, SEPTEMBER 30, 1999 -- CONTINUED

OCCUPATION	HOUSING AND URBAN DEVELOPMENT	TRANSPORTATION	ENERGY	EDUCATION	VETERANS AFFAIRS	ENVIRONMENTAL PROTECTION AGENCY	FEDERAL DEPOSIT INSURANCE CORPORATION	GENERAL SERVICES ADMINISTRATION	OFFICE OF PERSONNEL MANAGEMENT	NATIONAL AERONAUTICS SPACE ADMINISTRATION	SOCIAL SECURITY ADMINISTRATION	TENNESSEE VALLEY AUTHORITY	ALL OTHER AGENCIES
0223 A SALARY AND WAGE ADMINISTRATION	5
WOMEN	1
0230 A EMPLOYEE RELATIONS	7	46	25	4	125	10	5	10	8	20	39	...	58
WOMEN	6	40	18	4	94	7	4	9	5	19	28	...	37
0233 A LABOR RELATIONS	16	40	12	2	52	13	12	10	13	3	57	47	59
WOMEN	11	16	5	1	20	6	6	7	5	1	32	29	29
0235 A EMPLOYEE DEVELOPMENT	11	32	37	7	52	18	25	12	28	58	116	...	72
WOMEN	8	20	32	6	32	16	15	12	15	38	71	...	52
0241 A MEDIATION	227
WOMEN	43
0243 A APPRENTICESHIP AND TRAINING	14	...
WOMEN	7	...
0244 A LABOR MANAGEMENT RELATIONS EXAMINING	348
WOMEN	134
0246 A CONTRACTOR INDUSTRIAL RELATIONS	43	...	39	3
WOMEN	28	...	12	1
0249 A WAGE AND HOUR COMPLIANCE
WOMEN
0260 A EQUAL EMPLOYMENT OPPORTUNITY	13	73	41	8	266	24	20	20	5	49	85	...	113
WOMEN	9	44	25	5	182	16	13	14	5	31	61	...	82
0270 A FEDERAL RETIREMENT BENEFITS	386	1
WOMEN	265	1
0299 O PERSONNEL MANAGEMENT STUDENT TRAINEE	1	...	1	3	4	3	1
WOMEN	1	...	1	3	2	1	1
0200 PERSONNEL MANAGEMENT AND INDUSTRIAL RELATIONS	207	783	379	64	2,310	251	148	223	947	322	662	124	1,672
WOMEN	156	585	257	44	1,640	194	105	171	623	234	468	73	999
0301 A MISCELLANEOUS ADMINISTRATION AND PROGRAM	1,063	2,514	1,122	485	2,955	887	806	937	133	841	955	2,516	5,529
WOMEN	593	1,266	660	320	1,757	595	383	475	67	537	663	608	2,987
0302 C MESSENGER	1	10	1	3	35	3
WOMEN	5	6	1
0303 * MISCELLANEOUS CLERK AND ASSISTANT	1,173	1,566	436	284	12,746	253	664	394	161	383	1,818	36	3,047
WOMEN	1,012	1,424	316	235	9,574	215	552	339	126	355	1,643	32	2,506
0304 C INFORMATION RECEPTIONIST	1	82	...	10	...	1	...	23	...	19
WOMEN	1	56	...	7	...	1	...	17	...	15
0305 C MAIL AND FILE	9	50	5	7	2,741	4	33	17	75	6	467	11	311
WOMEN	4	30	1	3	996	1	12	6	53	5	265	9	143
0309 C CORRESPONDENCE CLERK	...	4	131	1	5	11	12
WOMEN	...	4	103	...	4	4	11	7
0312 C CLERK-STENOGRAPHER AND REPORTER	...	1	17	2	2
WOMEN	...	1	16	2	2
0313 C WORK UNIT SUPERVISING	8	1	...	2
WOMEN	7	1	...	2
0318 C SECRETARY	257	1,624	705	92	3,820	830	313	168	58	820	785	277	1,968
WOMEN	242	1,588	700	88	3,683	815	308	163	58	815	766	277	1,913
0319 C CLOSED MICROPHONE REPORTING
WOMEN
0322 C CLERK-TYPIST	17	27	9	2	356	50	8	10	...	1	21	141	167
WOMEN	13	22	9	2	302	40	6	7	...	1	18	139	106
0326 * OFFICE AUTOMATION CLERICAL AND ASSISTANCE	39	271	40	105	932	132	2	26	58	31	328	...	632
WOMEN	36	219	36	87	796	116	2	23	48	27	293	...	550
0332 T COMPUTER OPERATION	1	164	12	...	100	...	9	5	13	...	135	...	64
WOMEN	1	92	2	...	25	...	3	2	6	...	95	...	36
0334 A COMPUTER SPECIALIST	259	1,628	523	168	3,733	553	407	693	165	231	2,278	485	2,065
WOMEN	110	592	183	60	1,316	209	135	282	67	116	1,023	168	770
0335 * COMPUTER CLERK AND ASSISTANT	9	61	16	...	447	13	15	27	48	14	304	7	149
WOMEN	8	45	13	...	239	7	13	15	38	10	241	5	112
0340 A PROGRAM MANAGEMENT	32	508	381	31	409	394	1	137	39	39	39	53	742
WOMEN	12	131	90	16	152	130	1	35	16	13	16	12	249
0341 A ADMINISTRATIVE OFFICER	61	493	70	23	778	52	23	33	8	105	13	134	588
WOMEN	48	472	54	16	532	49	22	29	5	104	9	122	423
0342 A SUPPORT SERVICES ADMINISTRATION	52	56	33	2	113	56	5	13	6	30	13	167	117
WOMEN	36	24	17	...	51	33	1	5	2	17	4	73	62
0343 A MANAGEMENT AND PROGRAM ANALYSIS	439	2,028	800	971	1,692	1,385	124	620	159	577	1,487	126	1,391
WOMEN	291	1,380	493	651	1,057	941	77	471	84	372	950	30	816
0344 * MANAGEMENT AND PROGRAM CLERICAL AND ASSISTANCE	28	67	53	10	276	89	11	65	14	38	128	26	113
WOMEN	22	62	46	9	238	83	10	56	11	37	119	4	96

1/P = PROFESSIONAL, A = ADMINISTRATIVE, T = TECHNICAL, C = CLERICAL, O = OTHER, * = SPLIT OCCUPATIONAL CATEGORY

TABLE W-E FULL-TIME CIVILIAN WHITE-COLLAR EMPLOYMENT BY OCCUPATION, GENDER, AND SELECTED AGENCY, ALL AREAS, SEPTEMBER 30, 1999

OCCUPATION CODES/1/ TITLES	TOTAL ALL AGENCIES	STATE	TREASURY	ARMY	NAVY	AIR FORCE	DEFENSE LOGISTICS AGENCY	OTHER DEFENSE	JUSTICE	INTERIOR	AGRICULTURE	COMMERCE	LABOR	HEALTH AND HUMAN SERVICES
0346 A LOGISTICS MANAGEMENT	11,316	9	29	4,397	2,948	3,427	59	78	18	3	1	10	...	6
WOMEN	3,477	2	17	1,280	918	1,035	22	22	14	1	...	3	...	2
0350 C EQUIPMENT OPERATOR	1,126	9	279	47	24	15	128	55	9	24	67	97	1	11
WOMEN	503	6	165	13	10	5	47	23	2	9	36	69	...	7
0351 C PRINTING CLERICAL	149	33	18	4	3	1	36	1	3	5	6	3	4	3
WOMEN	114	32	13	4	3	...	24	1	1	2	5	3	4	3
0356 C DATA TRANSCRIBER	2,312	4	1,541	46	20	2	10	29	9	11	17	417	...	13
WOMEN	2,083	4	1,389	35	17	2	7	27	8	11	10	393	...	13
0357 C CODING	141	11	23	9	18	1	...	11	26
WOMEN	115	9	18	8	15	1	...	8	23
0360 A EQUAL OPPORTUNITY COMPLIANCE	1,859	...	1	11	2	34	7	82	4	619	140
WOMEN	1,075	...	1	3	26	3	48	3	358	85
0361 T EQUAL OPPORTUNITY ASSISTANCE	546	2	38	71	45	16	15	6	12	16	36	11	65	23
WOMEN	484	2	35	64	37	15	10	4	10	14	30	9	63	20
0382 C TELEPHONE OPERATING	1,213	...	10	135	94	334	2	2	29	2	4	3	...	68
WOMEN	861	...	9	90	78	240	2	2	26	2	3	1	...	62
0390 T TELECOMMUNICATIONS PROCESSING	710	4	26	169	126	68	10	9	56	151	4	7
WOMEN	292	1	6	47	43	20	3	2	40	85	1	4
0391 A TELECOMMUNICATIONS	7,236	142	705	1,367	777	1,216	76	630	409	190	229	108	5	123
WOMEN	1,920	31	261	242	201	246	23	167	135	45	51	29	3	57
0392 T GENERAL TELECOMMUNICATIONS	807	17	64	120	213	106	6	23	61	70	1	2	2	4
WOMEN	343	8	45	40	68	40	...	16	34	30	1	4
0394 C COMMUNICATIONS CLERICAL	208	1	3	38	46	54	4	11	2	4	2	7	...	5
WOMEN	162	...	3	34	27	45	4	8	2	3	2	7	...	5
0399 O ADMINISTRATION AND OFFICE SUPPORT STUDENT TRAINEE	530	14	32	41	66	42	11	27	42	67	22	13	6	20
WOMEN	316	7	21	22	38	23	8	16	29	42	12	6	3	9
0300 GENERAL ADMINISTRATION, CLERICAL, AND OFFICE SERVICES	363,953	6,237	36,723	51,795	34,992	32,157	7,596	12,755	20,225	13,008	15,735	13,436	4,317	14,413
WOMEN	234,668	3,633	25,859	29,813	21,758	19,948	4,208	7,699	14,902	8,792	10,880	8,389	2,933	10,789
0401 P GENERAL BIOLOGICAL SCIENCE	10,087	2	1	1,344	184	123	...	3	52	2,801	2,307	180	...	1,939
WOMEN	3,296	1	...	356	67	26	...	1	33	757	591	75	...	996
0403 P MICROBIOLOGY	2,059	158	71	19	2	30	399	20	...	1,134
WOMEN	853	53	29	10	13	134	9	...	506
0404 T BIOLOGICAL SCIENCE TECHNICIAN	6,381	158	87	25	1	1,308	3,708	120	...	415
WOMEN	2,653	63	33	7	1	542	1,459	48	...	204
0405 P PHARMACOLOGY	400	16	11	3	1	7	318
WOMEN	118	3	2	2	...	1	97
0406 P AGRICULTURAL EXTENSION	8	8
WOMEN	4	4
0408 P ECOLOGY	863	110	12	2	290	280	35
WOMEN	266	24	3	90	99	10
0410 P ZOOLOGY	102	4	2	20	15	13	...	3
WOMEN	18	1	4	3	4	...	2
0413 P PHYSIOLOGY	424	50	37	15	14	76	9	...	89
WOMEN	111	12	7	2	2	14	4	...	29
0414 P ENTOMOLOGY	600	28	11	6	2	1	...	4	483	34
WOMEN	85	2	1	2	71	6
0415 P TOXICOLOGY	310	19	3	15	3	7	...	1	89
WOMEN	93	3	1	2	1	3	...	1	23
0421 T PLANT PROTECTION TECHNICIAN	357	357
WOMEN	133	133
0430 P BOTANY	373	14	...	3	120	214
WOMEN	197	2	...	1	70	117
0434 P PLANT PATHOLOGY	257	1	1	248
WOMEN	57	1	55
0435 P PLANT PHYSIOLOGY	262	1	1	253
WOMEN	64	1	62
0436 P PLANT PROTECTION AND QUARANTINE	1,635	1,635
WOMEN	409	409
0437 P HORTICULTURE	142	3	1	1	18	81
WOMEN	46	4	26
0440 P GENETICS	345	2	9	254	13	...	55
WOMEN	79	1	3	45	3	...	21

1/P = PROFESSIONAL, A = ADMINISTRATIVE, T = TECHNICAL, C = CLERICAL, O = OTHER, * = SPLIT OCCUPATIONAL CATEGORY

TABLE W-E FULL-TIME CIVILIAN WHITE-COLLAR EMPLOYMENT BY OCCUPATION, GENDER, AND SELECTED AGENCY, ALL AREAS, SEPTEMBER 30, 1999 -- CONTINUED

OCCUPATION	HOUSING AND URBAN DEVELOPMENT	TRANSPORTATION	ENERGY	EDUCATION	VETERANS AFFAIRS	ENVIRONMENTAL PROTECTION AGENCY	FEDERAL DEPOSIT INSURANCE CORPORATION	GENERAL SERVICES ADMINISTRATION	OFFICE OF PERSONNEL MANAGEMENT	NATIONAL AERONAUTICS SPACE ADMINISTRATION	SOCIAL SECURITY ADMINISTRATION	TENNESSEE VALLEY AUTHORITY	ALL OTHER AGENCIES
CODES/1 TITLES													
0346 A LOGISTICS MANAGEMENT	...	250	15	...	1	2	30	33
WOMEN	...	139	7	8	7
0350 C EQUIPMENT OPERATOR	...	15	189	10	3	...	71	40	32
WOMEN	...	9	34	4	1	...	31	12	20
0351 C PRINTING CLERICAL	...	2	1	...	1	1	1	1	...	22
WOMEN	...	2	17
0356 C DATA TRANSCRIBER	...	1	20	1	6	...	128	18	19
WOMEN	17	1	5	...	113	14	17
0357 C CODING	9	1	19	13
WOMEN	6	1	17	9
0360 A EQUAL OPPORTUNITY COMPLIANCE	410	90	...	368	47	9	1	34
WOMEN	239	49	...	206	25	3	1	25
0361 T EQUAL OPPORTUNITY ASSISTANCE	63	8	2	43	38	2	2	...	1	8	2	...	21
WOMEN	56	8	2	39	33	2	2	...	1	7	2	...	19
0382 C TELEPHONE OPERATING	...	2	516	7	5
WOMEN	...	1	336	7	4
0390 T TELECOMMUNICATIONS PROCESSING	48	...	2	1	...	29
WOMEN	26	...	2	1	...	11
0391 A TELECOMMUNICATIONS	9	127	41	6	220	15	13	433	13	36	95	17	234
WOMEN	6	44	14	3	56	7	8	157	6	13	47	14	54
0392 T GENERAL TELECOMMUNICATIONS	8	...	33	1	...	11	58	...	7
WOMEN	5	...	23	1	...	8	15	...	5
0394 C COMMUNICATIONS CLERICAL	...	1	14	...	1	6	1	2	6
WOMEN	6	...	1	6	1	2	5
0399 O ADMINISTRATION AND OFFICE SUPPORT STUDENT TRAINEE	5	15	17	...	17	10	...	15	4	15	29
WOMEN	3	7	14	...	9	4	...	10	2	12	19
0300 GENERAL ADMINISTRATION, CLERICAL, AND OFFICE SERVICES	3,928	11,573	4,289	2,597	32,499	4,750	2,452	3,611	966	3,206	9,157	4,131	17,405
WOMEN	2,733	7,612	2,662	1,735	21,476	3,255	1,545	2,090	598	2,449	6,337	1,565	11,008
0401 P GENERAL BIOLOGICAL SCIENCE	...	3	67	...	136	738	32	...	25	150
WOMEN	...	1	14	...	58	272	6	...	6	36
0403 P MICROBIOLOGY	2	...	129	94	1
WOMEN	1	...	65	33
0404 T BIOLOGICAL SCIENCE TECHNICIAN	...	3	485	52	19
WOMEN	253	34	9
0405 P PHARMACOLOGY	19	21	4
WOMEN	4	5	4
0406 P AGRICULTURAL EXTENSION
WOMEN
0408 P ECOLOGY	...	2	14	109	9
WOMEN	5	34	1
0410 P ZOOLOGY	45
WOMEN	4
0413 P PHYSIOLOGY	...	2	91	7	29	5
WOMEN	26	1	11	3
0414 P ENTOMOLOGY	16	...	1	14
WOMEN	1	2
0415 P TOXICOLOGY	1	...	4	164	4
WOMEN	1	54	4
0421 T PLANT PROTECTION TECHNICIAN
WOMEN
0430 P BOTANY	1	1	2	18
WOMEN	1	1	5
0434 P PLANT PATHOLOGY	7
WOMEN	1
0435 P PLANT PHYSIOLOGY	4	2	1
WOMEN	1
0436 P PLANT PROTECTION AND QUARANTINE
WOMEN
0437 P HORTICULTURE	4	1	33
WOMEN	2	1	13
0440 P GENETICS	4	6	2
WOMEN	1	4	1

1/ P = PROFESSIONAL, A = ADMINISTRATIVE, T = TECHNICAL, C = CLERICAL, O = OTHER, * = SPLIT OCCUPATIONAL CATEGORY

TABLE W-E FULL-TIME CIVILIAN WHITE-COLLAR EMPLOYMENT BY OCCUPATION, GENDER, AND SELECTED AGENCY, ALL AREAS, SEPTEMBER 30, 1999

OCCUPATION	TOTAL ALL AGENCIES	STATE	TREASURY	ARMY	NAVY	AIR FORCE	DEFENSE LOGISTICS AGENCY	OTHER DEFENSE	JUSTICE	INTERIOR	AGRICULTURE	COMMERCE	LABOR	HEALTH AND HUMAN SERVICES
CODES/1/ TITLES														
0454 P RANGELAND MANAGEMENT	1,017	8	1	3	391	611
WOMEN	208	1	1	1	63	142
0455 T RANGE TECHNICIAN	1,340	2	1,056	280
WOMEN	238	1	189	48
0457 P SOIL CONSERVATION	4,149	8	5	41	4,089
WOMEN	755	1	1	1	751
0458 T SOIL CONSERVATION TECHNICIAN	1,429	1	21	1,407
WOMEN	267	1	266
0459 T IRRIGATION SYSTEM OPERATION	125	122
WOMEN	1	1
0460 P FORESTRY	3,694	...	10	85	15	16	443	3,115
WOMEN	713	6	20	685
0462 T FORESTRY TECHNICIAN	13,293	77	14	16	1,355	11,831
WOMEN	2,703	7	...	1	219	2,476
0470 P SOIL SCIENCE	1,361	6	66	1,275
WOMEN	166	1	8	156
0471 P AGRONOMY	279	23	1	6	5	234
WOMEN	25	23
0475 P AGRICULTURAL MANAGEMENT	1,700	1,696
WOMEN	479	479
0480 P GENERAL FISH AND WILDLIFE ADMINISTRATION	251	9	4	160	3	72
WOMEN	53	39	2	12
0482 P FISHERY BIOLOGY	2,139	62	1	852	396	784
WOMEN	445	4	151	99	185
0485 P WILDLIFE REFUGE MANAGEMENT	653	653
WOMEN	100	100
0486 P WILDLIFE BIOLOGY	2,248	89	12	15	1,040	1,047	25
WOMEN	575	10	3	5	233	314	9
0487 P ANIMAL SCIENCE	95	1	72	1	...	20
WOMEN	15	11	3
0493 P HOME ECONOMICS	14	1	3	10
WOMEN	12	3	9
0499 O BIOLOGICAL SCIENCE STUDENT TRAINEE	387	14	1	1	156	189	5	...	13
WOMEN	185	3	1	1	89	78	2	...	7
0400 BIOLOGICAL SCIENCES	58,779	2	11	2,290	479	265	2	5	59	10,981	36,587	1,277	1	4,109
WOMEN	15,422	1	...	555	153	56	...	1	36	2,602	8,765	361	1	1,894
0501 A FINANCIAL ADMINISTRATION AND PROGRAM	8,954	93	792	414	743	1,412	100	2,042	381	227	368	82	69	357
WOMEN	5,593	50	536	221	482	866	61	1,192	237	171	283	61	39	188
0503 * FINANCIAL CLERICAL AND ASSISTANCE	5,895	13	1,799	292	407	283	29	963	67	204	428	24	68	101
WOMEN	4,635	9	1,464	238	309	233	22	641	54	175	384	24	56	95
0505 A FINANCIAL MANAGEMENT	1,459	23	85	190	225	104	23	35	147	18	60	11	10	25
WOMEN	495	3	43	36	82	28	9	8	61	7	31	2	1	9
0510 P ACCOUNTING	12,453	84	696	1,150	675	434	58	3,142	521	470	823	276	138	540
WOMEN	6,215	53	390	578	331	209	28	1,566	301	258	360	135	70	215
0511 P AUDITING	11,496	70	911	1,181	408	785	68	3,771	235	364	335	72	253	722
WOMEN	3,941	37	330	342	130	308	18	1,343	93	124	112	24	83	242
0512 P INTERNAL REVENUE AGENT	13,276	...	13,276
WOMEN	5,281	...	5,281
0525 * ACCOUNTING TECHNICIAN	15,844	2	1,012	946	1,492	898	119	6,654	866	446	764	231	36	261
WOMEN	12,441	1	863	748	1,242	686	94	4,882	718	382	682	202	29	218
0526 T TAX TECHNICIAN	3,224	...	3,224	1
WOMEN	2,222	...	2,222
0530 C CASH PROCESSING	1,131	19	124	62	41	31	...	402	17	48	...	1	1	1
WOMEN	930	18	98	41	32	26	...	355	13	40	...	1	1	...
0540 C VOUCHER EXAMINING	1,802	12	7	250	358	53	...	561	63	39	53	...	5	14
WOMEN	1,272	9	7	165	256	39	...	394	49	30	41	...	2	13
0544 * CIVILIAN PAY	1,920	30	160	193	104	144	8	302	62	119	105	2	15	26
WOMEN	1,559	25	143	145	96	110	6	228	49	97	99	1	13	20
0545 * MILITARY PAY	2,169	408	310	269	...	1,141	10
WOMEN	1,407	268	180	185	...	753	6
0560 A BUDGET ANALYSIS	12,884	122	215	3,425	2,652	2,141	142	416	507	472	555	232	82	440
WOMEN	9,303	81	157	2,545	1,981	1,485	106	258	374	370	439	157	53	324
0561 * BUDGET CLERICAL AND ASSISTANCE	3,183	13	17	1,182	830	416	19	54	70	193	86	18	12	44
WOMEN	2,773	11	16	1,014	731	361	16	51	59	173	78	15	11	39
0570 A FINANCIAL INSTITUTION EXAMINING	5,130	...	2,424	1
WOMEN	1,512	...	698

1/ P = PROFESSIONAL, A = ADMINISTRATIVE, T = TECHNICAL, C = CLERICAL, O = OTHER, * = SPLIT OCCUPATIONAL CATEGORY

TABLE W-E FULL-TIME CIVILIAN WHITE-COLLAR EMPLOYMENT BY OCCUPATION, GENDER, AND SELECTED AGENCY, ALL AREAS, SEPTEMBER 30, 1999 -- CONTINUED

OCCUPATION CODES/1 TITLES	HOUSING AND URBAN DEVELOPMENT	TRANSPORTATION	ENERGY	EDUCATION	VETERANS AFFAIRS	ENVIRONMENTAL PROTECTION AGENCY	FEDERAL DEPOSIT INSURANCE CORPORATION	GENERAL SERVICES ADMINISTRATION	OFFICE OF PERSONNEL MANAGEMENT	NATIONAL AERONAUTICS SPACE ADMINISTRATION	SOCIAL SECURITY ADMINISTRATION	TENNESSEE VALLEY AUTHORITY	ALL OTHER AGENCIES
0454 P RANGELAND MANAGEMENT WOMEN	3
0455 T RANGE TECHNICIAN WOMEN	2
0457 P SOIL CONSERVATION WOMEN	5	1
0458 T SOIL CONSERVATION TECHNICIAN WOMEN	1
0459 T IRRIGATION SYSTEM OPERATION WOMEN	1	2
0460 P FORESTRY WOMEN	1	6	3
0462 T FORESTRY TECHNICIAN WOMEN	1	1	...
0470 P SOIL SCIENCE WOMEN	14
0471 P AGRONOMY WOMEN	1	8	1	1
0475 P AGRICULTURAL MANAGEMENT WOMEN	1	1	...	2	2
0480 P GENERAL FISH AND WILDLIFE ADMINISTRATION WOMEN	3
0482 P FISHERY BIOLOGY WOMEN	30	13	1	1
0485 P WILDLIFE REFUGE MANAGEMENT WOMEN	4	1
0486 P WILDLIFE BIOLOGY WOMEN	6	5	9
0487 P ANIMAL SCIENCE WOMEN	1
0493 P HOME ECONOMICS WOMEN	1
0499 O BIOLOGICAL SCIENCE STUDENT TRAINEE WOMEN	1	...	1	4	2	2
0400 BIOLOGICAL SCIENCES	...	10	131	...	875	1,264	...	2	...	66	...	35	328
WOMEN	...	1	28	...	409	445	...	1	...	20	...	8	85
0501 A FINANCIAL ADMINISTRATION AND PROGRAM WOMEN	165 122	137 90	74 40	118 81	164 93	141 102	187 93	181 125	5 4	156 132	121 70	21 5	404 249
0503 * FINANCIAL CLERICAL AND ASSISTANCE WOMEN	2 1	63 50	18 16	...	862 632	33 28	19 19	21 18	27 23	4 4	15 12	...	153 128
0505 A FINANCIAL MANAGEMENT WOMEN	10 3	30 7	31 11	...	231 65	10 4	3 1	5 1	3 2	19 7	...	46 38	115 36
0510 P ACCOUNTING WOMEN	155 74	295 164	385 188	99 32	526 306	178 93	173 72	182 91	61 35	212 132	54 20	142 102	984 412
0511 P AUDITING WOMEN	310 115	175 58	214 60	128 48	194 50	217 90	137 40	133 28	52 18	90 35	107 33	43 13	521 167
0512 P INTERNAL REVENUE AGENT WOMEN
0525 * ACCOUNTING TECHNICIAN WOMEN	23 17	316 271	97 87	3 2	945 721	41 33	24 20	211 154	17 14	71 62	118 99	7 6	244 208
0526 T TAX TECHNICIAN WOMEN
0530 C CASH PROCESSING WOMEN	...	2	318	1	57	...	6
0540 C VOUCHER EXAMINING WOMEN	...	2	249	1	48	...	5
0544 * CIVILIAN PAY WOMEN	...	7	302	...	5	5	...	18	50
0545 * MILITARY PAY WOMEN	...	5	194	...	5	3	...	17	43
0560 A BUDGET ANALYSIS WOMEN	...	65 63	4 3	...	487 382	16 10	4 4	11 10	8 8	6 5	49 42
0561 * BUDGET CLERICAL AND ASSISTANCE WOMEN	...	31 15
0570 A FINANCIAL INSTITUTION EXAMINING WOMEN	49 27	132 81	237 142	41 28	329 208	75 58	13 8	164 135	10 4	53 41	75 44	1 1	304 196
0570 A FINANCIAL INSTITUTION EXAMINING WOMEN	4 4	12 10	11 11	1 1	133 111	7 6	...	24 20	1 1	3 3	2 2	...	31 29
0570 A FINANCIAL INSTITUTION EXAMINING WOMEN	2,696	9
0570 A FINANCIAL INSTITUTION EXAMINING WOMEN	812	2

1/ P = PROFESSIONAL, A = ADMINISTRATIVE, T = TECHNICAL, C = CLERICAL, O = OTHER, * = SPLIT OCCUPATIONAL CATEGORY

TABLE W-E FULL-TIME CIVILIAN WHITE-COLLAR EMPLOYMENT BY OCCUPATION, GENDER, AND SELECTED AGENCY, ALL AREAS, SEPTEMBER 30, 1999

OCCUPATION	TOTAL ALL AGENCIES	STATE	TREASURY	ARMY	NAVY	AIR FORCE	DEFENSE LOGISTICS AGENCY	OTHER DEFENSE	JUSTICE	INTERIOR	AGRICULTURE	COMMERCE	LABOR	HEALTH AND HUMAN SERVICES
0580 A CREDIT UNION EXAMINER	719
WOMEN	215
0592 * TAX EXAMINING	13,643	...	13,643
WOMEN	10,735	...	10,735
0593 T INSURANCE ACCOUNTS	49	5
WOMEN	36	5
0599 O FINANCIAL MANAGEMENT STUDENT TRAINEE	138	3	12	6	9	31	...	9	4	5	3	...	2	4
WOMEN	91	3	7	6	8	23	...	5	...	4	2	...	1	3
0500 ACCOUNTING AND BUDGET	115,369	484	38,396	9,699	8,254	7,002	566	19,492	2,941	2,605	3,580	949	691	2,550
WOMEN	70,656	300	22,990	6,347	5,860	4,559	360	11,676	2,008	1,831	2,511	622	359	1,377
0601 P GENERAL HEALTH SCIENCE	4,726	...	2	98	59	101	...	3	11	2	7	...	25	1,883
WOMEN	2,522	...	2	58	26	57	5	2	4	...	15	1,076
0602 P MEDICAL OFFICER	11,087	46	1	375	112	38	200	...	3	...	7	2,158
WOMEN	3,056	9	...	122	31	5	3	742
0603 A PHYSICIAN'S ASSISTANT	2,040	...	3	157	33	13	567	89
WOMEN	648	...	2	28	3	3	150	51
0610 P NURSE	39,654	60	31	2,008	997	511	2	53	331	12	34	7	15	3,023
WOMEN	34,298	49	27	1,831	941	469	2	53	261	12	32	6	15	2,741
0620 T PRACTICAL NURSE	10,926	...	1	968	338	183	...	3	80	3	5	337
WOMEN	9,242	...	1	768	312	169	...	3	69	3	5	321
0621 T NURSING ASSISTANT	10,189	1	...	566	21	90	...	5	9	441
WOMEN	6,847	1	...	400	18	72	...	5	8	402
0622 T MEDICAL SUPPLY AIDE AND TECHNICIAN	2,017	77	42	28	11	122
WOMEN	870	28	22	4	8	95
0625 T AUTOPSY ASSISTANT	45	3	1	1	2
WOMEN	6
0630 P DIETITIAN AND NUTRITIONIST	1,430	33	29	5	...	2	8	...	95	104
WOMEN	1,333	31	29	4	...	2	7	...	83	97
0631 P OCCUPATIONAL THERAPIST	686	28	11	5	4
WOMEN	566	26	10	5	4
0633 P PHYSICAL THERAPIST	778	20	10	13	...	1	12
WOMEN	490	11	9	4	...	1	8
0635 P CORRECTIVE THERAPIST	461	3
WOMEN	164	1
0636 T REHABILITATION THERAPY ASSISTANT	773	39	2	1	20
WOMEN	412	22	1	1	17
0637 P MANUAL ARTS THERAPIST	70
WOMEN	10
0638 P RECREATION/CREATIVE ARTS THERAPIST	748	9	2	9	18
WOMEN	414	9	2	7	10
0639 P EDUCATIONAL THERAPIST	13	3
WOMEN	11	3
0640 T HEALTH AID AND TECHNICIAN	5,876	...	2	1,255	295	373	2	...	61	3	1	322
WOMEN	3,397	...	1	648	165	246	1	...	13	1	1	234
0642 T NUCLEAR MEDICINE TECHNICIAN	131	35	3	2	17
WOMEN	65	14	1	11
0644 P MEDICAL TECHNOLOGIST	5,277	13	...	564	144	151	32	609
WOMEN	3,545	13	...	384	100	107	22	415
0645 T MEDICAL TECHNICIAN	1,748	1	...	371	90	80	13	149
WOMEN	1,164	1	...	264	58	43	8	112
0646 T PATHOLOGY TECHNICIAN	431	89	27	11	18
WOMEN	295	59	19	8	15
0647 T DIAGNOSTIC RADIOLOGIC TECHNOLOGIST	2,963	2	...	365	68	55	32	225
WOMEN	1,452	2	...	187	37	39	18	120
0648 T THERAPEUTIC RADIOLOGIC TECHNOLOGIST	131	18	4
WOMEN	83	11	2
0649 T MEDICAL INSTRUMENT TECHNICIAN	1,917	...	1	216	31	64	6	74
WOMEN	1,141	...	1	131	21	33	6	51
0650 T MEDICAL TECHNICAL ASSISTANT	1	1
WOMEN	1	1
0651 T RESPIRATORY THERAPIST	361	98	31	15	4	36
WOMEN	160	44	10	5	2	22
0660 P PHARMACIST	4,401	329	89	22	3	...	20	134
WOMEN	1,975	145	45	9	12	72
0661 T PHARMACY TECHNICIAN	3,337	273	68	89	13	162
WOMEN	2,316	188	42	49	10	131

1/P = PROFESSIONAL, A = ADMINISTRATIVE, T = TECHNICAL, C = CLERICAL, O = OTHER, * = SPLIT OCCUPATIONAL CATEGORY

TABLE W-E FULL-TIME CIVILIAN WHITE-COLLAR EMPLOYMENT BY OCCUPATION, GENDER, AND SELECTED AGENCY, ALL AREAS, SEPTEMBER 30, 1999 -- CONTINUED

OCCUPATION	HOUSING AND URBAN DEVELOPMENT	TRANSPORTATION	ENERGY	EDUCATION	VETERANS AFFAIRS	ENVIRONMENTAL PROTECTION AGENCY	FEDERAL DEPOSIT INSURANCE CORPORATION	GENERAL SERVICES ADMINISTRATION	OFFICE OF PERSONNEL MANAGEMENT	NATIONAL AERONAUTICS SPACE ADMINISTRATION	SOCIAL SECURITY ADMINISTRATION	TENNESSEE VALLEY AUTHORITY	ALL OTHER AGENCIES
0580 A CREDIT UNION EXAMINER	719
WOMEN	215
0592 * TAX EXAMINING
WOMEN
0593 T INSURANCE ACCOUNTS	44
WOMEN	31
0599 O FINANCIAL MANAGEMENT STUDENT TRAINEE	1	2	3	1	3	11	19	4	2	3	1
WOMEN	1	1	3	1	1	4	11	3	2	2	1
0500 ACCOUNTING AND BUDGET	719	1,267	1,074	391	4,538	714	3,276	946	182	640	557	266	3,590
WOMEN	363	817	561	193	3,043	419	1,081	588	107	445	336	170	1,733
0601 P GENERAL HEALTH SCIENCE	...	23	12	...	2,385	96	3	16
WOMEN	...	14	4	...	1,206	42	1	10
0602 P MEDICAL OFFICER	...	38	3	...	8,036	9	30	7	1	23
WOMEN	1	...	2,093	1	8	2	...	6
0603 A PHYSICIANS ASSISTANT	...	2	1,154	16	6
WOMEN	...	1	392	14	4
0610 P NURSE	...	28	6	...	32,398	3	1	...	2	1	19	...	112
WOMEN	...	26	6	...	27,696	3	1	...	2	1	18	...	106
0620 T PRACTICAL NURSE	...	1	8,990	17
WOMEN	...	1	7,576	14
0621 T NURSING ASSISTANT	8,915	141
WOMEN	5,816	125
0622 T MEDICAL SUPPLY AIDE AND TECHNICIAN	1,737
WOMEN	713
0625 T AUTOPSY ASSISTANT	38
WOMEN	6
0630 P DIETITIAN AND NUTRITIONIST	1,148	1	5
WOMEN	1,075	5
0631 P OCCUPATIONAL THERAPIST	637	1
WOMEN	520	1
0633 P PHYSICAL THERAPIST	719	3
WOMEN	457
0635 P CORRECTIVE THERAPIST	458
WOMEN	163
0636 T REHABILITATION THERAPY ASSISTANT	706	5
WOMEN	370	1
0637 P MANUAL ARTS THERAPIST	70
WOMEN	10
0638 P RECREATION/CREATIVE ARTS THERAPIST	703	7
WOMEN	382	4
0639 P EDUCATIONAL THERAPIST	10
WOMEN	8
0640 T HEALTH AID AND TECHNICIAN	...	6	3,537	19
WOMEN	...	5	2,073	9
0642 T NUCLEAR MEDICINE TECHNICIAN	74
WOMEN	39
0644 P MEDICAL TECHNOLOGIST	...	1	3,761	2
WOMEN	...	1	2,501	2
0645 T MEDICAL TECHNICIAN	...	1	1,034	6	3
WOMEN	...	1	671	4	2
0646 T PATHOLOGY TECHNICIAN	285	1
WOMEN	193	1
0647 T DIAGNOSTIC RADIOLOGIC TECHNOLOGIST	2,215	1
WOMEN	1,049
0648 T THERAPEUTIC RADIOLOGIC TECHNOLOGIST	109
WOMEN	70
0649 T MEDICAL INSTRUMENT TECHNICIAN	1,524	1
WOMEN	897	1
0650 T MEDICAL TECHNICAL ASSISTANT
WOMEN
0651 T RESPIRATORY THERAPIST	177
WOMEN	77
0660 P PHARMACIST	3,800	4
WOMEN	1,691	1
0661 T PHARMACY TECHNICIAN	2,728	4
WOMEN	1,893	3

1/P = PROFESSIONAL, A = ADMINISTRATIVE, T = TECHNICAL, C = CLERICAL, O = OTHER, * = SPLIT OCCUPATIONAL CATEGORY

TABLE W-E FULL-TIME CIVILIAN WHITE-COLLAR EMPLOYMENT BY OCCUPATION, GENDER, AND SELECTED AGENCY, ALL AREAS, SEPTEMBER 30, 1999

OCCUPATION		TOTAL ALL AGENCIES	STATE	TREASURY	ARMY	NAVY	AIR FORCE	DEFENSE LOGISTICS AGENCY	OTHER DEFENSE	JUSTICE	INTERIOR	AGRICULTURE	COMMERCE	LABOR	HEALTH AND HUMAN SERVICES
CODES 1/	TITLES														
0662	P OPTOMETRIST	275	11	5	2	9
	WOMEN	108	2	1	3
0664	T RESTORATION TECHNICIAN	12	1
	WOMEN	2
0665	P SPEECH PATHOLOGY AND AUDIOLOGY	745	57	49	3	...	5	...	7	26
	WOMEN	504	44	30	2	...	4	...	7	18
0667	T ORTHOTIST AND PROSTHETIST	205	34	2	6	1	2
	WOMEN	13	3	1
0668	P PODIATRIST	279	12	1	11
	WOMEN	77	2	4
0669	A MEDICAL RECORDS ADMINISTRATION	506	1	...	45	34	36	34	87
	WOMEN	440	42	27	32	31	73
0670	A HEALTH SYSTEM ADMINISTRATION	560	8	4	5	108	109
	WOMEN	188	2	1	1	37	56
0671	A HEALTH SYSTEM SPECIALIST	1,840	2	...	365	165	204	...	4	24	167
	WOMEN	1,049	1	...	232	116	116	...	1	14	122
0672	T PROSTHETIC REPRESENTATIVE	186	1
	WOMEN	68	1
0673	A HOSPITAL HOUSEKEEPING MANAGEMENT	191	32	6	2	4	9
	WOMEN	26	10	3	2
0675	T MEDICAL RECORDS TECHNICIAN	3,287	...	1	553	360	240	154	595
	WOMEN	2,755	...	1	443	298	192	141	552
0679	C MEDICAL CLERK	9,361	...	2	2,092	669	566	24	924
	WOMEN	7,450	...	2	1,790	558	460	22	886
0680	P DENTAL OFFICER	742	32	...	6	14	34
	WOMEN	101	6	...	1	3	11
0681	T DENTAL ASSISTANT	2,769	1,107	193	74	33	479
	WOMEN	2,557	1,002	173	67	32	465
0682	T DENTAL HYGIENE	332	118	29	31	11	11
	WOMEN	319	111	28	31	11	11
0683	T DENTAL LABORATORY AID AND TECHNICIAN	555	124	19	45	3	7
	WOMEN	105	34	2	3	2	2
0685	A PUBLIC HEALTH PROGRAM SPECIALIST	1,515	1	1,431
	WOMEN	812	763
0688	A SANITARIAN	41	4	1	1	1	7	26
	WOMEN	15	3	12
0690	P INDUSTRIAL HYGIENE	1,445	4	6	233	270	83	16	1	8	8	4	2	513	66
	WOMEN	441	1	...	65	79	21	3	...	2	1	...	1	181	20
0696	P CONSUMER SAFETY	1,896	17	97	1,777
	WOMEN	824	2	16	805
0698	T ENVIRONMENTAL HEALTH TECHNICIAN	105	20	10	51	3	1	14
	WOMEN	27	5	...	12	2	1	4
0699	O MEDICAL AND HEALTH STUDENT TRAINEE	68	1	7	2	2	8
	WOMEN	50	1	5	1	7
0600	MEDICAL, HOSPITAL, DENTAL, AND PUBLIC HEALTH	139,132	130	50	12,843	4,331	3,204	23	85	1,832	45	167	106	560	15,752
	WOMEN	94,414	77	37	9,203	3,222	2,265	6	77	940	31	128	23	214	10,565
0701	P VETERINARY MEDICAL SCIENCE	1,767	5	5	3	15	1,615	1	...	94
	WOMEN	359	1	7	304	1	...	37
0704	T ANIMAL HEALTH TECHNICIAN	318	...	2	4	1	295	7
	WOMEN	54	...	2	3	41	3
0799	O VETERINARY STUDENT TRAINEE	3	3
	WOMEN	3	3
0700	VETERINARY MEDICAL SCIENCE	2,088	...	2	9	5	3	16	1,913	1	...	101
	WOMEN	416	...	2	4	7	348	1	...	40
0801	P GENERAL ENGINEERING	18,171	37	280	4,217	3,104	1,932	332	186	10	181	130	136	12	123
	WOMEN	1,876	6	29	370	245	144	20	20	...	17	14	9	...	14
0802	T ENGINEERING TECHNICIAN	17,552	3	22	3,607	6,046	1,201	68	22	119	929	1,533	149	33	290
	WOMEN	1,824	1	...	537	445	122	8	5	16	128	194	3	8	25
0803	P SAFETY ENGINEERING	522	...	1	144	59	85	2	2	...	12	...	1	89	16
	WOMEN	58	13	10	11	17	1
0804	P FIRE PROTECTION ENGINEERING	148	...	3	10	48	5	1	1	8	2	3
	WOMEN	18	...	1	...	5	1	...	1	2
0806	P MATERIALS ENGINEERING	1,071	...	3	123	294	278	2	4	...	6	5	31	...	8
	WOMEN	168	8	46	36	1	2	5	...	2

96

1/P = PROFESSIONAL, A = ADMINISTRATIVE, T = TECHNICAL, C = CLERICAL, O = OTHER, * = SPLIT OCCUPATIONAL CATEGORY

TABLE W-E FULL-TIME CIVILIAN WHITE-COLLAR EMPLOYMENT BY OCCUPATION, GENDER, AND SELECTED AGENCY, ALL AREAS, SEPTEMBER 30, 1999 -- CONTINUED

OCCUPATION	HOUSING AND URBAN DEVELOPMENT	TRANSPORTATION	ENERGY	EDUCATION	VETERANS AFFAIRS	ENVIRONMENTAL PROTECTION AGENCY	FEDERAL DEPOSIT INSURANCE CORPORATION	GENERAL SERVICES ADMINISTRATION	OFFICE OF PERSONNEL MANAGEMENT	NATIONAL AERONAUTICS SPACE ADMINISTRATION	SOCIAL SECURITY ADMINISTRATION	TENNESSEE VALLEY AUTHORITY	ALL OTHER AGENCIES
CODES/1/ TITLES													
0662 P OPTOMETRIST	...	1	215
WOMEN	75
0664 T RESTORATION TECHNICIAN	13
WOMEN	2
0665 P SPEECH PATHOLOGY AND AUDIOLOGY	555
WOMEN	361
0667 T ORTHOTIST AND PROSTHETIST	160
WOMEN	8
0668 P PODIATRIST	245
WOMEN	52
0669 A MEDICAL RECORDS ADMINISTRATION	258	3
WOMEN	230	1
0670 A HEALTH SYSTEM ADMINISTRATION	...	2	360	1
WOMEN	83	1
0671 A HEALTH SYSTEM SPECIALIST	...	2	7	...	775	2
WOMEN	2	...	356
0672 T PROSTHETIC REPRESENTATIVE	185
WOMEN	67
0673 A HOSPITAL HOUSEKEEPING MANAGEMENT	138
WOMEN	11
0675 T MEDICAL RECORDS TECHNICIAN	...	13	1,362	9
WOMEN	...	11	1,109	8
0679 C MEDICAL CLERK	...	2	5,075	7
WOMEN	...	2	3,723	7
0680 P DENTAL OFFICER	654	2
WOMEN	80
0681 T DENTAL ASSISTANT	...	1	881	1
WOMEN	...	1	816	1
0682 T DENTAL HYGIENE	...	1	130	1
WOMEN	...	1	125	1
0683 T DENTAL LABORATORY AID AND TECHNICIAN	357
WOMEN	62
0685 A PUBLIC HEALTH PROGRAM SPECIALIST	83
WOMEN	49
0688 A SANITARIAN	1
WOMEN
0690 P INDUSTRIAL HYGIENE	...	11	50	...	114	17	...	17	...	5	5	3	9
WOMEN	...	5	13	...	34	5	...	5	2	...	3
0696 P CONSUMER SAFETY	4	1
WOMEN	1
0698 T ENVIRONMENTAL HEALTH TECHNICIAN	3	1	2
WOMEN	1	2
0699 O MEDICAL AND HEALTH STUDENT TRAINEE	47	1	...
WOMEN	35	1	...
0600 MEDICAL, HOSPITAL, DENTAL, AND PUBLIC HEALTH	...	133	78	...	99,054	129	1	17	2	41	33	27	489
WOMEN	...	69	25	...	67,054	51	1	5	2	10	24	19	366
0701 P VETERINARY MEDICAL SCIENCE	13	7	1	8
WOMEN	4	3	2
0704 T ANIMAL HEALTH TECHNICIAN	9
WOMEN	5
0799 O VETERINARY STUDENT TRAINEE
WOMEN
0700 VETERINARY MEDICAL SCIENCE	22	7	1	8
WOMEN	9	3	2
0801 P GENERAL ENGINEERING	69	1,143	1,705	...	558	36	...	118	...	2,732	2	398	730
WOMEN	3	118	197	...	24	5	...	6	...	521	...	39	75
0802 T ENGINEERING TECHNICIAN	...	564	121	...	966	74	...	51	...	1,055	2	628	69
WOMEN	...	32	27	...	47	6	87	...	127	6
0803 P SAFETY ENGINEERING	...	4	50	...	25	1	9	...	19	3
WOMEN	1	...	2	1	...	2	...
0804 P FIRE PROTECTION ENGINEERING	...	5	13	...	2	21	...	3	3	...	20
WOMEN	...	1	5	2
0806 P MATERIALS ENGINEERING	...	7	12	244	54
WOMEN	...	2	1	50	15

96

1/ P = PROFESSIONAL, A = ADMINISTRATIVE, T = TECHNICAL, C = CLERICAL, O = OTHER, * = SPLIT OCCUPATIONAL CATEGORY

TABLE W-E FULL-TIME CIVILIAN WHITE-COLLAR EMPLOYMENT BY OCCUPATION, GENDER, AND SELECTED AGENCY, ALL AREAS, SEPTEMBER 30, 1999

OCCUPATION CODES/1/ TITLES	TOTAL ALL AGENCIES	STATE	TREASURY	ARMY	NAVY	AIR FORCE	DEFENSE LOGISTICS AGENCY	OTHER DEFENSE	JUSTICE	INTERIOR	AGRICULTURE	COMMERCE	LABOR	HEALTH AND HUMAN SERVICES
0807 P LANDSCAPE ARCHITECTURE	531	1	...	91	17	9	191	200	1
WOMEN	168	21	2	4	66	71
0808 P ARCHITECTURE	1,685	40	16	357	334	186	2	9	60	180	52	2	1	62
WOMEN	260	4	1	46	40	17	...	4	15	35	6	15
0809 T CONSTRUCTION CONTROL	2,317	...	6	1,087	287	296	12	...	100	113	79	22	...	47
WOMEN	89	45	6	25	3	2	1	...	1
0810 P CIVIL ENGINEERING	11,523	74	3	5,691	863	396	12	36	5	1,019	1,256	57	28	20
WOMEN	1,249	4	...	578	83	23	2	4	1	106	201	5	1	2
0817 T SURVEYING TECHNICIAN	622	217	3	8	196	134	43
WOMEN	36	6	15	12	2
0818 T ENGINEERING DRAFTING	287	...	1	87	32	58	...	1	3	33	11	17	...	11
WOMEN	60	11	11	10	1	9	4	5	...	4
0819 P ENVIRONMENTAL ENGINEERING	5,132	...	2	811	1,070	825	5	8	...	45	39	8	...	49
WOMEN	1,117	...	1	154	212	135	...	1	...	6	10	8
0828 A CONSTRUCTION ANALYST	383	11	...	1	25
WOMEN	38	1	1
0830 P MECHANICAL ENGINEERING	9,685	15	30	2,327	4,940	774	126	16	22	94	38	127	18	92
WOMEN	632	148	318	38	9	1	1	9	5	8	...	9
0840 P NUCLEAR ENGINEERING	2,178	1	...	3	1,328	12	7	1	...	7
WOMEN	137	78	...	3
0850 P ELECTRICAL ENGINEERING	4,228	19	17	762	1,132	256	17	7	9	121	37	30	34	56
WOMEN	365	...	2	59	93	25	1	...	1	9	2	2	1	6
0854 P COMPUTER ENGINEERING	2,322	587	447	200	49	17	7	8	4	22	...	21
WOMEN	433	81	72	31	6	5	1	5	...	2
0855 P ELECTRONICS ENGINEERING	21,612	138	29	3,394	9,518	4,520	386	419	93	35	45	383	8	88
WOMEN	1,805	10	2	269	788	352	26	45	1	4	7	23	...	9
0856 T ELECTRONICS TECHNICIAN	9,529	...	46	1,036	4,095	1,125	69	13	865	118	142	606	4	50
WOMEN	496	...	1	38	196	77	3	...	28	10	16	28	1	1
0858 P BIOMEDICAL ENGINEERING	275	19	5	8	7	...	3	...	2	1	...	100
WOMEN	71	6	1	2	4	1	...	30
0861 P AEROSPACE ENGINEERING	7,585	482	1,520	1,314	107	9	...	1	7
WOMEN	798	29	128	83	5	1
0871 P NAVAL ARCHITECTURE	769	6	715	1	1
WOMEN	61	1	56
0873 A SHIP SURVEYING	126	14	54
WOMEN	1	1
0880 P MINING ENGINEERING	238	...	18	72	8	...	102	35
WOMEN	12	4	1	...	7	...
0881 P PETROLEUM ENGINEERING	329	...	39	...	4	1	234	1
WOMEN	35	...	10	21	1
0890 P AGRICULTURAL ENGINEERING	368	3	11	350	2
WOMEN	45	1	43	1
0892 P CERAMIC ENGINEERING	47	8	8	1	4
WOMEN	8	2
0893 P CHEMICAL ENGINEERING	1,069	...	6	324	253	61	11	8	46	42	7	17
WOMEN	213	...	1	48	54	15	2	1	6	11	1	4
0894 P WELDING ENGINEERING	39	1	37
WOMEN	1	1
0895 T INDUSTRIAL ENGINEERING TECHNICIAN	1,093	...	1	88	325	669	1	...	2	1	...	1
WOMEN	206	22	62	122
0896 P INDUSTRIAL ENGINEERING	1,272	...	20	319	499	214	156	6	2	1	4	2	4	12
WOMEN	206	...	3	56	97	25	11	1	3
0899 O ENGINEERING AND ARCHITECTURE STUDENT TRAINEE	475	124	121	49	...	5	1	12	15	6	...	2
WOMEN	122	28	24	12	6	9	1
0800 ENGINEERING AND ARCHITECTURE	123,183	339	543	25,940	37,158	14,483	1,372	762	1,301	3,620	4,157	1,713	342	1,106
WOMEN	12,608	26	51	2,576	3,075	1,310	100	87	64	450	608	111	37	137
0904 P LAW CLERK	317	4	27	...	4	4	1	1	77	14	27	6
WOMEN	182	3	19	...	2	3	42	7	21	5
0905 P GENERAL ATTORNEY	26,321	138	2,487	978	534	341	204	249	8,852	342	237	692	593	385
WOMEN	10,253	57	855	278	181	60	76	63	3,170	149	83	357	283	219
0920 A ESTATE TAX EXAMINING	2	...	2
WOMEN	1	...	1
0930 A HEARINGS AND APPEALS	1,782	...	1,123	1	364	9	126	3	2	1
WOMEN	591	...	335	1	172	1	41	1	1	...
0935 P ADMINISTRATIVE LAW JUDGE	1,309	...	2	6	9	3	...	51	5
WOMEN	164	3	1	1	...	6	2

97

1/ P = PROFESSIONAL, A = ADMINISTRATIVE, T = TECHNICAL, C = CLERICAL, O = OTHER, * = SPLIT OCCUPATIONAL CATEGORY

TABLE W-E FULL-TIME CIVILIAN WHITE-COLLAR EMPLOYMENT BY OCCUPATION, GENDER, AND SELECTED AGENCY, ALL AREAS, SEPTEMBER 30, 1999 -- CONTINUED

OCCUPATION	HOUSING AND URBAN DEVELOPMENT	TRANSPORTATION	ENERGY	EDUCATION	VETERANS AFFAIRS	ENVIRONMENTAL PROTECTION AGENCY	FEDERAL DEPOSIT INSURANCE CORPORATION	GENERAL SERVICES ADMINISTRATION	OFFICE OF PERSONNEL MANAGEMENT	NATIONAL AERONAUTICS SPACE ADMINISTRATION	SOCIAL SECURITY ADMINISTRATION	TENNESSEE VALLEY AUTHORITY	ALL OTHER AGENCIES
0807 P LANDSCAPE ARCHITECTURE WOMEN	1 ...	2 2	1	8	1	3 ...	5 2
0808 P ARCHITECTURE WOMEN	27 4	52 10	12 3	...	49 4	7 1	...	148 29	...	9 1	3 1	11 3	66 21
0809 T CONSTRUCTION CONTROL WOMEN	...	69 1	21	34 1	1	78 3	...	7	33 1	25 ...
0810 P CIVIL ENGINEERING WOMEN	4 ...	1,461 176	220 17	...	7 2	7 1	...	82 9	...	5 1	...	166 21	111 12
0817 T SURVEYING TECHNICIAN WOMEN	...	11	10 1
0818 T ENGINEERING DRAFTING WOMEN	...	12 5	14	1	4 ...	2 ...
0819 P ENVIRONMENTAL ENGINEERING WOMEN	...	40 11	147 35	...	2 ...	1,983 514	...	9 2	...	24 11	...	44 11	21 6
0828 A CONSTRUCTION ANALYST WOMEN	134 19	1	12 2	199 15
0830 P MECHANICAL ENGINEERING WOMEN	2 ...	184 16	95 13	...	28 1	89 7	...	113 7	...	94 12	2 ...	355 20	104 10
0840 P NUCLEAR ENGINEERING WOMEN	316 23	5	32 3	466 30
0850 P ELECTRICAL ENGINEERING WOMEN	...	120 13	410 42	...	22 1	8	68 3	...	429 53	3 ...	608 47	63 5
0854 P COMPUTER ENGINEERING WOMEN	...	44 5	9 1	...	5 ...	4	893 224	5 ...
0855 P ELECTRONICS ENGINEERING WOMEN	...	1,041 87	126 7	...	8 ...	5	11 1	...	1,030 146	335 28
0856 T ELECTRONICS TECHNICIAN WOMEN	...	689 62	21	144 6	11	20 ...	1 ...	311 27	4	159 2
0858 P BIOMEDICAL ENGINEERING WOMEN	129 26	1 1
0861 P AEROSPACE ENGINEERING WOMEN	...	522 61	3,600 488	23 3
0871 P NAVAL ARCHITECTURE WOMEN	...	45 4	1 ...
0873 A SHIP SURVEYING WOMEN	...	58
0880 P MINING ENGINEERING WOMEN	2 ...
0881 P PETROLEUM ENGINEERING WOMEN	...	3 1	40 2	6 ...
0890 P AGRICULTURAL ENGINEERING WOMEN	1	1
0892 P CERAMIC ENGINEERING WOMEN	4 1	21 4	1 1
0893 P CHEMICAL ENGINEERING WOMEN	...	8 1	52 6	151 41	40 13	...	25 5	18 4
0894 P WELDING ENGINEERING WOMEN	...	1
0895 T INDUSTRIAL ENGINEERING TECHNICIAN WOMEN	3	2
0896 P INDUSTRIAL ENGINEERING WOMEN	...	11 4	3 3	...	5	2	2 ...	4 1	6 ...
0899 O ENGINEERING AND ARCHITECTURE STUDENT TRAINEE WOMEN	...	21 9	4 1	...	7 2	4 1	...	1	100 29	3 ...
0800 ENGINEERING AND ARCHITECTURE	237	6,118	3,382	...	2,028	2,389	...	724	1	10,607	23	2,331	2,507
WOMEN	26	621	380	...	120	577	...	65	...	1,668	1	280	238
0904 P LAW CLERK WOMEN	2 1	3	1 1	5 3	14 9	1	10 5	...	116 61
0905 P GENERAL ATTORNEY WOMEN	334 136	543 207	442 168	232 131	723 269	956 416	444 140	118 52	24 9	80 28	1,581 795	60 11	4,752 2,060
0920 A ESTATE TAX EXAMINING WOMEN
0930 A HEARINGS AND APPEALS WOMEN	2 1	...	131 29	20 9
0935 P ADMINISTRATIVE LAW JUDGE WOMEN	5 1	9 ...	16 1	1	10 3	1,081 133	...	111 13

1/ P = PROFESSIONAL, A = ADMINISTRATIVE, T = TECHNICAL, C = CLERICAL, O = OTHER, * = SPLIT OCCUPATIONAL CATEGORY

TABLE W-E FULL-TIME CIVILIAN WHITE-COLLAR EMPLOYMENT BY OCCUPATION, GENDER, AND SELECTED AGENCY, ALL AREAS, SEPTEMBER 30, 1999

OCCUPATION CODES/1/ TITLES	TOTAL ALL AGENCIES	STATE	TREASURY	ARMY	NAVY	AIR FORCE	DEFENSE LOGISTICS AGENCY	OTHER DEFENSE	JUSTICE	INTERIOR	AGRICULTURE	COMMERCE	LABOR	HEALTH AND HUMAN SERVICES
0945 A CLERK OF COURT WOMEN	32 27	2	6
0950 A PARALEGAL SPECIALIST WOMEN	5,980 4,717	51 43	467 362	217 184	148 126	67 55	9 9	105 82	2,364 1,950	45 32	47 45	161 134	84 80	120 78
0958 A PENSION LAW SPECIALIST WOMEN	122 71	59 28	...
0962 T CONTACT REPRESENTATIVE WOMEN	23,250 17,106	33 28	11,248 7,761	274 206	193 158	157 112	1 1	161 87	123 89	91 78	232 184	14 10	17 16	103 93
0963 T LEGAL INSTRUMENTS EXAMINING WOMEN	2,636 2,061	6 5	217 197	62 57	13 12	3 2	862 567	150 127	111 107	745 608	7 6	30 26
0965 A LAND LAW EXAMINING WOMEN	249 211	227 191	21 20
0967 A PASSPORT AND VISA EXAMINING WOMEN	683 402	676 398	...	5 2	1 1	1 1
0986 * LEGAL CLERICAL AND ASSISTANCE WOMEN	9,398 8,531	...	421 394	277 249	228 199	132 125	44 43	21 18	3,568 3,288	198 173	45 45	297 205	127 118	20 19
0987 A TAX LAW SPECIALIST WOMEN	314 118	...	314 118
0990 * GENERAL CLAIMS EXAMINING WOMEN	3,861 2,949	...	47 42	51 41	59 45	47 34	49 33	3 3	60 44
0991 A WORKERS' COMPENSATION CLAIMS EXAMINING WOMEN	895 541	1 1	889 535	...
0992 T LOSS AND DAMAGE CLAIMS EXAMINING WOMEN	112 85	3 3	...	71 56	5 3	33 23
0993 A RAILROAD RETIREMENT CLAIMS EXAMINING WOMEN	223 145
0994 T UNEMPLOYMENT COMPENSATION CLAIMS EXAMINING WOMEN	30 21
0995 T DEPENDENTS AND ESTATES CLAIMS EXAMINING WOMEN	24 18	1	22 17	1 1
0996 A VETERANS CLAIMS EXAMINING WOMEN	4,113 2,027
0998 C CLAIMS CLERICAL WOMEN	4,690 3,821	...	42 34	137 113	40 34	13 9	2 2	19 18	...	39 29	30 26
0999 O LEGAL OCCUPATIONS STUDENT TRAINEE WOMEN	34 22	9 5	2 1	1 1	1 1	...	3 3	3 3	2 1	...
0900 LEGAL AND KINDRED WOMEN	86,377 54,064	920 542	16,399 10,119	2,074 1,188	1,214 750	809 435	259 129	611 302	16,222 9,287	1,083 764	901 588	1,926 1,322	1,897 1,124	702 470
1001 * GENERAL ARTS AND INFORMATION WOMEN	3,304 1,692	14 6	31 12	290 111	102 39	152 54	11 4	56 23	24 9	167 99	550 413	29 22	6 6	129 97
1008 A INTERIOR DESIGN WOMEN	208 173	12 12	6 5	25 23	18 16	34 27	...	1 1	...	2 2	1 1	2 1	1
1010 T EXHIBITS SPECIALIST WOMEN	387 68	1 ...	1 ...	37 5	33 3	46 4	2	3 3	95 17	5 1	6 3
1015 P MUSEUM CURATOR WOMEN	397 168	2 2	1 1	69 16	25 4	21 4	135 77	3 1	1 1
1016 T MUSEUM SPECIALIST AND TECHNICIAN WOMEN	838 439	2 ...	2 1	82 32	33 11	32 13	172 100	13 9	1 1
1020 T ILLUSTRATING WOMEN	488 191	119 45	77 29	139 49	5 1	3 1	6 4	62 26	11 9	7 2	...	4 3
1021 C OFFICE DRAFTING WOMEN	3	1	1
1035 A PUBLIC AFFAIRS WOMEN	4,391 2,601	77 64	208 120	808 394	335 202	374 190	33 19	80 44	152 87	194 107	504 342	99 51	50 27	327 237
1040 A LANGUAGE SPECIALIST WOMEN	719 408	38 19	8 8	57 24	11 5	23 10	2 2	18 10	498 297	4 2	1 1	13 7	...	5 1
1046 C LANGUAGE CLERICAL WOMEN	45 38	...	6 5	7 3	6 5	6 6	10 10	1 1	1 ...
1051 A MUSIC SPECIALIST WOMEN	19 3	5 2	2 ...	3
1054 A THEATER SPECIALIST WOMEN	14 2	4	3	7 2
1056 A ART SPECIALIST WOMEN	92 45	34 16	...	54 25	1 1
1060 T PHOTOGRAPHY WOMEN	1,074 235	2 1	16 4	265 41	149 20	127 11	11 1	4 2	139 50	37 7	35 10	4 1	1 ...	32 5

66

1/P = PROFESSIONAL, A = ADMINISTRATIVE, T = TECHNICAL, C = CLERICAL, O = OTHER, * = SPLIT OCCUPATIONAL CATEGORY

TABLE W-E FULL-TIME CIVILIAN WHITE-COLLAR EMPLOYMENT BY OCCUPATION, GENDER, AND SELECTED AGENCY, ALL AREAS, SEPTEMBER 30, 1999 -- CONTINUED

OCCUPATION CODES/1/ TITLES	HOUSING AND URBAN DEVELOPMENT	TRANSPORTATION	ENERGY	EDUCATION	VETERANS AFFAIRS	ENVIRONMENTAL PROTECTION AGENCY	FEDERAL DEPOSIT INSURANCE CORPORATION	GENERAL SERVICES ADMINISTRATION	OFFICE OF PERSONNEL MANAGEMENT	NATIONAL AERONAUTICS SPACE ADMINISTRATION	SOCIAL SECURITY ADMINISTRATION	TENNESSEE VALLEY AUTHORITY	ALL OTHER AGENCIES
0945 A CLERK OF COURT WOMEN	24 19
0950 A PARALEGAL SPECIALIST WOMEN	38 35	122 98	43 40	10 8	76 60	56 45	149 121	10 9	22 17	7 7	1,138 745	14 13	410 339
0958 A PENSION LAW SPECIALIST WOMEN	63 43
0962 T CONTACT REPRESENTATIVE WOMEN	...	4 3	709 301	234 195	...	9,308 7,537	...	348 247
0963 T LEGAL INSTRUMENTS EXAMINING WOMEN	1 1	211 173	9 9	...	108 90	2 2	11 11	...	88 61
0965 A LAND LAW EXAMINING WOMEN	1
0967 A PASSPORT AND VISA EXAMINING WOMEN
0986 * LEGAL CLERICAL AND ASSISTANCE WOMEN	28 26	48 46	50 47	5 5	178 143	27 26	84 77	3 3	4 4	10 10	3,255 2,968	...	328 300
0987 A TAX LAW SPECIALIST WOMEN
0990 * GENERAL CLAIMS EXAMINING WOMEN	1	5 4	12 10	1	24 14	...	3,502 2,678
0991 A WORKERS' COMPENSATION CLAIMS EXAMINING WOMEN	5 5	...
0992 T LOSS AND DAMAGE CLAIMS EXAMINING WOMEN
0993 A RAILROAD RETIREMENT CLAIMS EXAMINING WOMEN	223 145
0994 T UNEMPLOYMENT COMPENSATION CLAIMS EXAMINING WOMEN	30 21
0995 T DEPENDENTS AND ESTATES CLAIMS EXAMINING WOMEN
0996 A VETERANS CLAIMS EXAMINING WOMEN	4,113 2,027
0998 C CLAIMS CLERICAL WOMEN	848 565	3,507 2,983	...	13 8
0999 O LEGAL OCCUPATIONS STUDENT TRAINEE WOMEN	...	2 1	5 2	...	1 1	2 1	...	3 2
0900 LEGAL AND KINDRED WOMEN	409 200	947 532	563 266	249 145	6,908 3,499	1,066 502	677 338	132 65	309 239	97 45	23,395 17,856	79 29	6,529 3,328
1001 * GENERAL ARTS AND INFORMATION WOMEN	3 1	19 13	18 10	11 10	12 5	9 5	1 1	18 13	...	21 16	8 6	...	1,623 717
1008 A INTERIOR DESIGN WOMEN	73 61	1 1	...	30 22	2 2
1010 T EXHIBITS SPECIALIST WOMEN	2	156 32
1015 P MUSEUM CURATOR WOMEN	...	2 2	138 60
1016 T MUSEUM SPECIALIST AND TECHNICIAN WOMEN	...	1	500 272
1020 T ILLUSTRATING WOMEN	...	4	1	...	39 18	1	10 4
1021 C OFFICE DRAFTING WOMEN	1
1035 A PUBLIC AFFAIRS WOMEN	14 9	65 38	106 59	30 18	125 77	136 77	3 7	10 8	5 3	109 63	117 68	100 91	330 206
1040 A LANGUAGE SPECIALIST WOMEN	2	29 13	...	10 7
1046 C LANGUAGE CLERICAL WOMEN	8 8
1051 A MUSIC SPECIALIST WOMEN	...	1	2	6 1
1054 A THEATER SPECIALIST WOMEN
1056 A ART SPECIALIST WOMEN	3 3
1060 T PHOTOGRAPHY WOMEN	1	9 1	1	1	113 25	1	16 8	1 1	21 13	88 34

100

1/P = PROFESSIONAL, A = ADMINISTRATIVE, T = TECHNICAL, C = CLERICAL, O = OTHER, * = SPLIT OCCUPATIONAL CATEGORY

TABLE W-E FULL-TIME CIVILIAN WHITE-COLLAR EMPLOYMENT BY OCCUPATION, GENDER, AND SELECTED AGENCY, ALL AREAS, SEPTEMBER 30, 1999

OCCUPATION	TOTAL ALL AGENCIES	STATE	TREASURY	ARMY	NAVY	AIR FORCE	DEFENSE LOGISTICS AGENCY	OTHER DEFENSE	JUSTICE	INTERIOR	AGRICULTURE	COMMERCE	LABOR	HEALTH AND HUMAN SERVICES
CODES/1/ TITLES														
1071 A AUDIOVISUAL PRODUCTION	1,104	6	30	215	112	151	6	46	23	43	27	6	8	50
WOMEN	238	1	4	33	16	22	1	11	4	13	8	1	3	11
1082 A WRITING AND EDITING	1,477	15	56	269	117	100	4	58	65	107	115	57	9	135
WOMEN	1,034	13	42	187	78	69	4	41	55	77	83	41	7	118
1083 A TECHNICAL WRITING AND EDITING	1,085	3	...	303	225	120	14	7	19	94	33	19	3	88
WOMEN	676	3	...	158	148	58	13	4	14	65	21	12	2	68
1084 A VISUAL INFORMATION	1,888	8	60	449	254	181	28	46	65	128	105	41	17	134
WOMEN	877	6	32	171	133	61	13	22	28	65	63	20	12	84
1087 * EDITORIAL ASSISTANCE	624	1	6	133	79	159	7	5	7	69	44	24	1	45
WOMEN	583	1	6	125	72	150	7	4	7	67	43	21	1	40
1099 O INFORMATION AND ARTS STUDENT TRAINEE	40	2	1	4	4	6	1	9	4	1
WOMEN	26	2	1	2	2	5	1	6	1	1
1000 INFORMATION AND ARTS	18,197	183	432	3,176	1,582	1,732	123	324	1,012	1,326	1,451	302	96	959
WOMEN	9,497	130	241	1,388	783	758	65	163	569	733	1,005	180	58	670
1101 * GENERAL BUSINESS AND INDUSTRY	21,004	17	705	836	1,694	2,037	1,303	388	198	660	4,197	967	48	494
WOMEN	11,499	10	459	376	446	816	318	136	92	428	3,558	468	34	369
1102 P CONTRACTING	27,021	99	545	5,014	4,080	4,786	4,321	649	628	591	503	198	47	670
WOMEN	16,259	56	358	3,096	2,464	2,739	2,461	406	344	374	308	120	30	441
1103 A INDUSTRIAL PROPERTY MANAGEMENT	606	1	...	73	66	43	341	2	5	1	5	8
WOMEN	274	22	30	23	156	...	1	3	4
1104 A PROPERTY DISPOSAL	849	2	2	28	23	3	568	1	4	13	17	1	...	8
WOMEN	409	1	1	7	7	...	264	4	13	1	...	3
1105 T PURCHASING	3,832	...	25	424	860	303	25	30	85	324	400	49	19	230
WOMEN	3,032	...	17	344	680	231	21	27	65	271	346	43	18	187
1106 * PROCUREMENT CLERICAL AND TECHNICIAN	4,073	3	44	693	546	596	1,284	63	26	113	131	20	14	90
WOMEN	3,559	2	39	605	460	538	1,118	54	25	97	123	17	11	77
1107 * PROPERTY DISPOSAL CLERICAL AND TECHNICIAN	270	4	6	2	206	9	5	1	...	1
WOMEN	199	1	3	2	161	3	3	1
1130 A PUBLIC UTILITIES SPECIALIST	644	8	9	3	7	5	3	9	60
WOMEN	292	3	2	4	2	3	5
1140 A TRADE SPECIALIST	728	4	...	2	1	1	10	652
WOMEN	328	1	1	4	299
1144 A COMMISSARY MANAGEMENT	1,512	1,512
WOMEN	412	412
1145 A AGRICULTURAL PROGRAM SPECIALIST	327	327
WOMEN	132	132
1146 A AGRICULTURAL MARKETING	526	526
WOMEN	221	221
1147 A AGRICULTURAL MARKET REPORTING	164	164
WOMEN	37	37
1150 A INDUSTRIAL SPECIALIST	1,462	...	4	154	278	63	786	10	52	3	17	18
WOMEN	323	...	1	34	31	18	198	1	13	7
1152 T PRODUCTION CONTROL	4,389	...	6	686	1,531	1,956	38	...	22	11	1	1	...	5
WOMEN	1,099	218	348	473	19	...	7	8
1160 A FINANCIAL ANALYSIS	1,391	...	91	2	3	325	15	23	6	...	10
WOMEN	645	...	29	1	2	197	5	7	1	...	1
1161 A CROP INSURANCE ADMINISTRATION
WOMEN
1162 A CROP INSURANCE UNDERWRITING	73	73
WOMEN	13	13
1163 A INSURANCE EXAMINING	47	1	...	14
WOMEN	8
1165 A LOAN SPECIALIST	4,200	21	2,412	15
WOMEN	1,933	12	1,110	8
1169 A INTERNAL REVENUE OFFICER	6,626	...	6,626
WOMEN	3,206	...	3,206
1170 A REALTY	3,112	16	15	783	122	210	17	767	184	14	1	35
WOMEN	1,608	6	7	357	56	128	8	412	109	9	1	25
1171 A APPRAISING	810	2	60	118	10	3	136	145
WOMEN	183	1	19	20	35	22
1173 A HOUSING MANAGEMENT	2,224	480	970	651	4	19	7
WOMEN	1,382	279	614	398	4	17	1	4
1176 A BUILDING MANAGEMENT	1,310	166	11	31	5	17	...	74	18	14	12	7	3	7
WOMEN	358	11	1	7	3	3	...	26	3	5	4	3	1	6
1199 O BUSINESS AND INDUSTRY STUDENT TRAINEE	92	9	18	3	3	4	14	14
WOMEN	58	8	10	1	3	4	11	9

1/P = PROFESSIONAL, A = ADMINISTRATIVE, T = TECHNICAL, C = CLERICAL, O = OTHER, * = SPLIT OCCUPATIONAL CATEGORY

TABLE W-E FULL-TIME CIVILIAN WHITE-COLLAR EMPLOYMENT BY OCCUPATION, GENDER, AND SELECTED AGENCY, ALL AREAS, SEPTEMBER 30, 1999 -- CONTINUED

OCCUPATION	HOUSING AND URBAN DEVELOPMENT	TRANSPORTATION	ENERGY	EDUCATION	VETERANS AFFAIRS	ENVIRONMENTAL PROTECTION AGENCY	FEDERAL DEPOSIT INSURANCE CORPORATION	GENERAL SERVICES ADMINISTRATION	OFFICE OF PERSONNEL MANAGEMENT	NATIONAL AERONAUTICS SPACE ADMINISTRATION	SOCIAL SECURITY ADMINISTRATION	TENNESSEE VALLEY AUTHORITY	ALL OTHER AGENCIES
1071 A AUDIOVISUAL PRODUCTION	3	14	1	1	87	3	...	7	...	14	23	...	228
WOMEN	1	3	10	1	...	2	...	3	6	...	84
1082 A WRITING AND EDITING	2	25	6	10	7	15	12	6	3	7	16	...	261
WOMEN	1	19	6	6	5	9	8	2	1	4	16	...	142
1083 A TECHNICAL WRITING AND EDITING	1	43	4	...	12	5	...	6	...	11	1	2	72
WOMEN	1	35	3	...	9	3	...	1	...	8	...	1	49
1084 A VISUAL INFORMATION	4	26	25	4	108	14	7	17	2	18	16	...	131
WOMEN	2	9	9	3	46	7	3	10	...	7	5	...	66
1087 * EDITORIAL ASSISTANCE	1	1	1	...	12	1	2	2	2	...	22
WOMEN	1	1	1	...	11	1	2	2	2	...	18
1099 O INFORMATION AND ARTS STUDENT TRAINEE	2	...	2	4
WOMEN	1	...	1	3
1000 INFORMATION AND ARTS	29	210	163	59	592	186	25	97	10	200	213	123	3,592
WOMEN	16	121	88	39	267	104	14	59	4	112	117	105	1,708
1101 * GENERAL BUSINESS AND INDUSTRY	3,555	36	400	352	385	140	69	646	...	19	3	1	1,854
WOMEN	2,015	19	182	196	131	109	23	293	...	9	...	1	1,011
1102 P CONTRACTING	108	629	460	47	706	307	67	1,221	17	675	90	6	557
WOMEN	68	404	237	30	449	180	42	881	9	380	59	6	317
1103 A INDUSTRIAL PROPERTY MANAGEMENT	37	...	1	2	20	1
WOMEN	...	21	14
1104 A PROPERTY DISPOSAL	3	17	1	147	1	9	1
WOMEN	1	11	89	...	7
1105 T PURCHASING	4	69	14	...	738	21	10	82	1	26	9	20	64
WOMEN	4	58	14	...	512	17	9	71	1	23	9	13	51
1106 * PROCUREMENT CLERICAL AND TECHNICIAN	8	23	37	3	55	12	...	109	1	37	6	...	159
WOMEN	8	20	35	3	45	10	...	94	1	35	4	...	138
1107 * PROPERTY DISPOSAL CLERICAL AND TECHNICIAN	...	3	1	27	5
WOMEN	...	2	20	3
1130 A PUBLIC UTILITIES SPECIALIST	...	1	474	23	25	17
WOMEN	...	1	248	11	7	4
1140 A TRADE SPECIALIST	...	14	2	1	43
WOMEN	...	5	18
1144 A COMMISSARY MANAGEMENT
WOMEN
1145 A AGRICULTURAL PROGRAM SPECIALIST
WOMEN
1146 A AGRICULTURAL MARKETING
WOMEN
1147 A AGRICULTURAL MARKET REPORTING
WOMEN
1150 A INDUSTRIAL SPECIALIST	...	6	29	6	...	3	33
WOMEN	...	1	8	2	...	1	8
1152 T PRODUCTION CONTROL	...	20	1	52	...	53	6
WOMEN	...	8	1	12	5
1160 A FINANCIAL ANALYSIS	272	33	44	31	13	24	289	3	42	165
WOMEN	160	18	17	16	5	7	90	1	28	60
1161 A CROP INSURANCE ADMINISTRATION
WOMEN
1162 A CROP INSURANCE UNDERWRITING
WOMEN
1163 A INSURANCE EXAMINING	1	10	1	20
WOMEN	...	1	7
1165 A LOAN SPECIALIST	52	1	...	4	644	1,051
WOMEN	22	1	...	2	366	412
1169 A INTERNAL REVENUE OFFICER
WOMEN
1170 A REALTY	49	163	55	2	174	4	4	488	...	5	4
WOMEN	25	67	31	...	75	1	...	288	...	3
1171 A APPRAISING	110	1	3	...	181	21	20	...
WOMEN	25	52	6	3	...
1173 A HOUSING MANAGEMENT	33	58	1
WOMEN	25	39	1
1176 A BUILDING MANAGEMENT	...	7	10	...	3	5	2	865	4	9	22	...	18
WOMEN	...	5	1	1	1	262	2	3	7	...	3
1199 O BUSINESS AND INDUSTRY STUDENT TRAINEE	4	...	2	9	...	10	2
WOMEN	2	5	...	3	2

1/P = PROFESSIONAL, A = ADMINISTRATIVE, T = TECHNICAL, C = CLERICAL, O = OTHER, * = SPLIT OCCUPATIONAL CATEGORY

TABLE W-E FULL-TIME CIVILIAN WHITE-COLLAR EMPLOYMENT BY OCCUPATION, GENDER, AND SELECTED AGENCY, ALL AREAS, SEPTEMBER 30, 1999

OCCUPATION	TOTAL ALL AGENCIES	STATE	TREASURY	ARMY	NAVY	AIR FORCE	DEFENSE LOGISTICS AGENCY	OTHER DEFENSE	JUSTICE	INTERIOR	AGRICULTURE	COMMERCE	LABOR	HEALTH AND HUMAN SERVICES
CODES/1/ TITLES														
1100 BUSINESS AND INDUSTRY	87,292	306	8,134	9,347	10,222	10,673	8,900	2,734	1,387	2,711	9,221	1,963	138	1,565
WOMEN	47,469	87	4,137	5,378	5,156	5,372	4,727	1,062	758	1,679	6,026	985	99	1,118
1202 T PATENT TECHNICIAN	13	1	11	...
WOMEN	11	1	9	...
1210 A COPYRIGHT	172
WOMEN	100
1211 T COPYRIGHT TECHNICIAN	76
WOMEN	32
1220 P PATENT ADMINISTRATION	83	83	...
WOMEN	21	21	...
1221 P PATENT ADVISER	31	4	3	3	13	4
WOMEN	10	8	1
1222 P PATENT ATTORNEY	216	22	43	14	11	1	2	72	72	1
WOMEN	25	1	...	1	1	9	...
1223 P PATENT CLASSIFYING	56	56	...
WOMEN	8	8	...
1224 P PATENT EXAMINING	3,160	1	3,159
WOMEN	771	1	770	...
1226 P DESIGN PATENT EXAMINING	56	56	...
WOMEN	32	32	...
1299 O COPYRIGHT AND PATENT STUDENT TRAINEE	1	1	...
WOMEN	1	1	...
1200 COPYRIGHT, PATENT, AND TRADE-MARK	3,864	28	46	17	11	1	15	3,438	...	5
WOMEN	1,011	3	...	1	1	...	8	850	...	1
1301 P GENERAL PHYSICAL SCIENCE	6,613	74	13	892	440	315	3	106	36	421	140	595	13	84
WOMEN	1,588	20	5	177	95	75	1	13	15	94	27	118	3	16
1306 P HEALTH PHYSICS	785	84	218	8	3	2	...	1	5	9	...	32
WOMEN	149	15	44	1	2	1	...	8
1310 P PHYSICS	2,765	...	2	369	1,215	274	...	11	1	5	11	460	5	120
WOMEN	214	20	99	15	...	1	...	1	...	35	...	12
1311 T PHYSICAL SCIENCE TECHNICIAN	2,271	...	10	222	786	65	42	264	307	172	29	65
WOMEN	684	...	5	81	157	22	15	88	154	40	15	28
1313 P GEOPHYSICS	419	17	57	18	...	4	...	273	...	21	...	2
WOMEN	41	2	4	1	32	...	1
1315 P HYDROLOGY	2,539	43	9	10	1,774	350	281
WOMEN	456	9	304	89	39
1316 T HYDROLOGIC TECHNICIAN	1,500	112	1,130	234	7
WOMEN	246	26	151	64	4
1320 P CHEMISTRY	6,040	...	211	663	580	244	36	3	282	223	634	329	49	1,718
WOMEN	1,742	...	58	155	161	49	10	...	96	60	179	71	8	582
1321 P METALLURGY	133	...	2	25	47	5	2	1	...	21
WOMEN	9	...	1	1	2
1330 P ASTRONOMY AND SPACE SCIENCE	482	126	8	1	...	9
WOMEN	44	11	1
1340 P METEOROLOGY	2,992	52	89	129	13	37	2,628
WOMEN	250	4	7	8	1	3	221
1341 T METEOROLOGICAL TECHNICIAN	987	41	56	134	1	750
WOMEN	101	3	3	6	1	86
1350 P GEOLOGY	1,745	...	3	259	23	14	...	3	4	1,087	172	2	2	10
WOMEN	331	...	2	46	9	3	...	2	3	198	41	2
1360 P OCEANOGRAPHY	666	22	316	51	...	247
WOMEN	125	3	60	7	...	51
1361 A NAVIGATIONAL INFORMATION	140	4	3	9	18
WOMEN	35	1	1	7
1370 P CARTOGRAPHY	1,101	2	...	47	4	12	3	...	1	530	146	348
WOMEN	254	12	1	1	122	45	71
1371 T CARTOGRAPHIC TECHNICIAN	1,094	96	9	3	486	358	117	...	1
WOMEN	424	27	1	2	147	176	60
1372 P GEODESY	87	3	1	3	9	...	71
WOMEN	19	2	...	17
1373 P LAND SURVEYING	448	15	4	2	286	135
WOMEN	20	5	14
1374 T GEODETIC TECHNICIAN	52	13	2	37
WOMEN	17	17
1380 P FOREST PRODUCTS TECHNOLOGY	35	35
WOMEN	6	6

1/ P = PROFESSIONAL, A = ADMINISTRATIVE, T = TECHNICAL, C = CLERICAL, O = OTHER, * = SPLIT OCCUPATIONAL CATEGORY

TABLE W-E FULL-TIME CIVILIAN WHITE-COLLAR EMPLOYMENT BY OCCUPATION, GENDER, AND SELECTED AGENCY, ALL AREAS, SEPTEMBER 30, 1999 -- CONTINUED

OCCUPATION CODES/1/ TITLES	HOUSING AND URBAN DEVELOPMENT	TRANSPORTATION	ENERGY	EDUCATION	VETERANS AFFAIRS	ENVIRONMENTAL PROTECTION AGENCY	FEDERAL DEPOSIT INSURANCE CORPORATION	GENERAL SERVICES ADMINISTRATION	OFFICE OF PERSONNEL MANAGEMENT	NATIONAL AERONAUTICS SPACE ADMINISTRATION	SOCIAL SECURITY ADMINISTRATION	TENNESSEE VALLEY AUTHORITY	ALL OTHER AGENCIES
1100 BUSINESS AND INDUSTRY	4,195	1,091	1,570	439	2,905	515	442	3,641	24	869	130	170	4,000
WOMEN	2,353	660	797	247	1,636	325	165	2,021	13	491	79	59	2,039
1202 T PATENT TECHNICIAN	1
WOMEN	1
1210 A COPYRIGHT	172
WOMEN	100
1211 T COPYRIGHT TECHNICIAN	76
WOMEN	32
1220 P PATENT ADMINISTRATION
WOMEN
1221 P PATENT ADVISER	1	3
WOMEN	1
1222 P PATENT ATTORNEY	...	1	28	1	20
WOMEN	6	7
1223 P PATENT CLASSIFYING
WOMEN
1224 P PATENT EXAMINING
WOMEN
1226 P DESIGN PATENT EXAMINING
WOMEN
1299 O COPYRIGHT AND PATENT STUDENT TRAINEE
WOMEN
1200 COPYRIGHT, PATENT, AND TRADE-MARK	...	1	29	1	24	248
WOMEN	7	8	132
1301 P GENERAL PHYSICAL SCIENCE	4	30	779	1,961	...	1	...	454	...	30	222
WOMEN	...	6	146	640	78	...	9	50
1306 P HEALTH PHYSICS	4	4	82	...	71	28	25	213
WOMEN	14	...	8	3	2	51
1310 P PHYSICS	...	2	59	...	24	8	167	32
WOMEN	3	...	3	19	6
1311 T PHYSICAL SCIENCE TECHNICIAN	...	2	24	...	20	53	21	...	181	8
WOMEN	2	...	8	20	5	...	43	1
1313 P GEOPHYSICS	2	1	16	8
WOMEN	1
1315 P HYDROLOGY	1	55	16
WOMEN	1	12	2
1316 T HYDROLOGIC TECHNICIAN	17
WOMEN	1
1320 P CHEMISTRY	...	30	84	...	212	627	...	6	...	6	...	53	50
WOMEN	...	8	22	...	49	204	...	1	...	2	...	12	15
1321 P METALLURGY	9	16	5
WOMEN	4	1
1330 P ASTRONOMY AND SPACE SCIENCE	289	49
WOMEN	28	4
1340 P METEOROLOGY	...	6	4	3	21	...	4	6
WOMEN	...	2	1	2	1
1341 T METEOROLOGICAL TECHNICIAN	...	3	1	1
WOMEN	...	1	1
1350 P GEOLOGY	...	5	21	103	1	36
WOMEN	6	16	3
1360 P OCEANOGRAPHY	...	3	7	13	7
WOMEN	1	2	1
1361 A NAVIGATIONAL INFORMATION	...	106
WOMEN	...	26
1370 P CARTOGRAPHY	...	6	1	1
WOMEN	...	1	1
1371 T CARTOGRAPHIC TECHNICIAN	...	22	2
WOMEN	...	10	1
1372 P GEODESY
WOMEN
1373 P LAND SURVEYING	...	2	4
WOMEN	1
1374 T GEODETIC TECHNICIAN
WOMEN
1380 P FOREST PRODUCTS TECHNOLOGY
WOMEN

104

1/P = PROFESSIONAL, A = ADMINISTRATIVE, T = TECHNICAL, C = CLERICAL, O = OTHER, * = SPLIT OCCUPATIONAL CATEGORY

TABLE W-E FULL-TIME CIVILIAN WHITE-COLLAR EMPLOYMENT BY OCCUPATION, GENDER, AND SELECTED AGENCY, ALL AREAS, SEPTEMBER 30, 1999

OCCUPATION		TOTAL ALL	STATE	TREASURY	ARMY	NAVY	AIR FORCE	DEFENSE LOGISTICS AGENCY	OTHER DEFENSE	JUSTICE	INTERIOR	AGRICULTURE	COMMERCE	LABOR	HEALTH AND HUMAN SERVICES
CODES 1/ TITLES		AGENCIES													
1382	P FOOD TECHNOLOGY	213	26	11	143	9	...	24
	WOMEN	71	11	5	44	4	...	7
1384	P TEXTILE TECHNOLOGY	69	...	19	16	15	...	9	6
	WOMEN	39	...	17	7	6	...	4	2
1386	P PHOTOGRAPHIC TECHNOLOGY	27	...	1	1	4	5	...	1	9	2	...	1
	WOMEN
1397	A DOCUMENT ANALYSIS	118	...	56	1	4	56
	WOMEN	44	...	16	28
1399	O PHYSICAL SCIENCE STUDENT TRAINEE	149	1	...	9	10	1	2	78	11	20	...	5
	WOMEN	61	1	...	3	3	35	7	3	...	4
1300	PHYSICAL SCIENCES	33,470	77	317	3,032	4,018	1,259	65	130	435	6,635	2,725	6,152	98	2,061
	WOMEN	6,970	21	104	602	662	184	20	16	157	1,247	854	851	26	657
1410	P LIBRARIAN	2,612	13	23	342	169	172	2	13	54	52	64	55	3	147
	WOMEN	1,752	10	17	238	133	122	2	11	40	40	49	46	3	129
1411	T LIBRARY TECHNICIAN	2,459	7	10	411	320	283	7	62	26	69	63	67	3	116
	WOMEN	1,798	5	8	327	252	234	6	51	19	55	56	51	2	83
1412	A TECHNICAL INFORMATION SERVICES	1,196	52	4	67	71	72	6	113	164	38	52	77	16	254
	WOMEN	862	35	3	48	50	44	5	72	139	28	38	57	12	200
1420	P ARCHIVIST	469	...	1	12	12	13	...	1	1	15
	WOMEN	173	5	7	4	1	9
1421	* ARCHIVES TECHNICIAN	1,307	3	1	20	13	14	53	20	...	5
	WOMEN	737	1	...	16	9	10	46	10	...	2
1499	O LIBRARY AND ARCHIVES STUDENT TRAINEE	2	1
	WOMEN	1
1400	LIBRARY AND ARCHIVES	8,045	75	39	852	585	554	15	189	298	195	179	204	22	517
	WOMEN	5,323	51	28	634	451	414	13	134	245	142	143	156	17	412
1510	P ACTUARY	190	...	21	1	4	3	4	...	5	29
	WOMEN	47	...	4	1	6
1515	P OPERATIONS RESEARCH	3,217	2	81	1,444	651	335	65	202	23	10	35	29	6	40
	WOMEN	797	1	25	362	167	86	19	38	3	3	6	10	2	15
1520	P MATHEMATICS	1,382	...	1	208	720	146	...	5	1	12	19	62	...	18
	WOMEN	414	44	248	32	...	2	...	3	5	15	...	4
1521	T MATHEMATICS TECHNICIAN	14	2	6	5
	WOMEN	9	2	5	1
1529	P MATHEMATICAL STATISTICIAN	1,192	...	26	29	24	7	2	3	3	6	134	383	99	337
	WOMEN	401	...	12	9	6	3	1	...	1	...	33	138	38	111
1530	P STATISTICIAN	2,768	...	61	61	40	10	2	6	53	36	550	1,245	72	350
	WOMEN	1,170	...	17	25	8	2	...	1	23	11	141	630	28	173
1531	* STATISTICAL ASSISTANT	1,383	...	11	81	12	8	...	5	60	26	214	814	48	39
	WOMEN	1,202	...	7	66	10	6	...	5	53	23	204	702	39	36
1540	P CRYPTOGRAPHY
	WOMEN
1541	T CRYPTANALYSIS	22	22
	WOMEN	15	15
1550	P COMPUTER SCIENCE	3,379	...	53	295	1,642	375	3	221	28	57	15	344	1	76
	WOMEN	1,043	...	15	105	515	125	...	71	8	13	2	100	...	18
1599	O MATHEMATICS AND STATISTICS STUDENT TRAINEE	77	26	30	2	...	4	...	2	3	6	...	1
	WOMEN	21	4	11	1	...	1	1	2	...	1
1500	MATHEMATICS AND STATISTICS	13,624	2	254	2,146	3,125	889	76	449	190	149	974	2,883	231	890
	WOMEN	5,119	1	80	617	970	255	20	118	103	54	393	1,597	107	364
1601	A GENERAL FACILITIES AND EQUIPMENT	2,538	...	2	611	962	548	7	9	120	48	3	13
	WOMEN	320	102	44	110	...	1	10	10
1630	A CEMETERY ADMINISTRATION	107	5
	WOMEN	19	1
1640	A FACILITY MANAGEMENT	1,726	...	9	312	192	155	9	17	152	303	23	18	7	16
	WOMEN	141	...	1	23	24	12	...	2	11	20	1	6	...	2
1654	A PRINTING MANAGEMENT	978	7	80	56	19	23	81	3	28	27	31	48	11	53
	WOMEN	384	3	29	24	11	12	37	2	8	14	16	23	5	23
1658	A LAUNDRY AND DRY CLEANING PLANT MANAGEMENT	150	7	2	2	87
	WOMEN	20	2	1	11
1667	A STEWARD	303	...	1	18	1	34	248
	WOMEN	35	4	...	6	25
1670	* EQUIPMENT SPECIALIST	6,355	7	32	1,834	1,645	2,006	500	9	6	20	37	14	...	17
	WOMEN	581	...	1	179	198	107	70	2	...	1	4	1	...	2

1/P = PROFESSIONAL, A = ADMINISTRATIVE, T = TECHNICAL, C = CLERICAL, O = OTHER, * = SPLIT OCCUPATIONAL CATEGORY

TABLE W-E FULL-TIME CIVILIAN WHITE-COLLAR EMPLOYMENT BY OCCUPATION, GENDER, AND SELECTED AGENCY, ALL AREAS, SEPTEMBER 30, 1999 -- CONTINUED

OCCUPATION	HOUSING AND URBAN DEVELOPMENT	TRANSPORTATION	ENERGY	EDUCATION	VETERANS AFFAIRS	ENVIRONMENTAL PROTECTION AGENCY	FEDERAL DEPOSIT INSURANCE CORPORATION	GENERAL SERVICES ADMINISTRATION	OFFICE OF PERSONNEL MANAGEMENT	NATIONAL AERONAUTICS SPACE ADMINISTRATION	SOCIAL SECURITY ADMINISTRATION	TENNESSEE VALLEY AUTHORITY	ALL OTHER AGENCIES
1382 P FOOD TECHNOLOGY
WOMEN
1384 P TEXTILE TECHNOLOGY	...	1	3
WOMEN	3
1386 P PHOTOGRAPHIC TECHNOLOGY	3
WOMEN
1397 A DOCUMENT ANALYSIS	1
WOMEN
1399 O PHYSICAL SCIENCE STUDENT TRAINEE	...	1	10	1
WOMEN	5
1300 PHYSICAL SCIENCES	4	223	1,073	...	328	2,857	...	7	...	991	...	310	673
WOMEN	...	54	198	...	68	902	...	1	...	136	...	70	140
1410 P LIBRARIAN	...	19	4	2	214	1	9	4	1	10	6	17	1,216
WOMEN	...	12	2	...	162	1	7	3	...	9	2	13	701
1411 T LIBRARY TECHNICIAN	...	15	4	...	162	1	7	3	...	2	6	...	815
WOMEN	...	13	4	...	133	1	7	1	...	2	4	...	484
1412 A TECHNICAL INFORMATION SERVICES	...	14	26	3	2	20	2	1	...	20	3	...	119
WOMEN	...	10	22	2	1	15	1	1	...	16	3	...	61
1420 P ARCHIVIST	1	2	411
WOMEN	1	146
1421 * ARCHIVES TECHNICIAN	3	1,175
WOMEN	1	642
1499 O LIBRARY AND ARCHIVES STUDENT TRAINEE	1
WOMEN	1
1400 LIBRARY AND ARCHIVES	...	48	34	5	381	23	18	8	1	34	15	17	3,737
WOMEN	...	35	28	2	297	17	14	5	...	28	9	13	2,035
1510 P ACTUARY	1	...	1	...	6	9	...	35	...	71
WOMEN	2	3	...	6	...	25
1515 P OPERATIONS RESEARCH	2	152	69	...	5	15	...	6	...	8	18	...	19
WOMEN	...	27	17	...	1	3	...	1	...	2	4	...	5
1520 P MATHEMATICS	1	38	11	2	122	16
WOMEN	...	14	7	1	37	2
1521 T MATHEMATICS TECHNICIAN	1
WOMEN	1
1529 P MATHEMATICAL STATISTICIAN	2	21	31	14	21	31	1	1	8	...	9
WOMEN	...	10	13	5	8	8	2	...	3
1530 P STATISTICIAN	1	18	31	66	47	46	3	...	8	1	10	1	50
WOMEN	1	5	11	30	19	13	3	...	4	1	24
1531 * STATISTICAL ASSISTANT	1	2	...	2	37	4	...	4	...	15
WOMEN	1	2	...	2	28	4	...	3	...	11
1540 P CRYPTOGRAPHY
WOMEN
1541 T CRYPTANALYSIS
WOMEN
1550 P COMPUTER SCIENCE	...	135	6	6	7	3	91	21
WOMEN	...	41	1	3	...	2	21	3
1599 O MATHEMATICS AND STATISTICS STUDENT TRAINEE	...	3
WOMEN
1500 MATHEMATICS AND STATISTICS	8	369	149	88	123	97	3	6	22	224	75	1	201
WOMEN	2	99	49	40	58	27	...	1	10	61	19	1	73
1601 A GENERAL FACILITIES AND EQUIPMENT	...	1	58	...	19	2	...	17	...	62	5	38	13
WOMEN	9	...	6	6	...	3	4	12	3
1630 A CEMETERY ADMINISTRATION	68	34
WOMEN	18
1640 A FACILITY MANAGEMENT	...	13	7	...	13	9	15	7	389	60
WOMEN	...	1	1	3	1	27	6
1654 A PRINTING MANAGEMENT	9	19	13	2	11	8	...	2	4	13	15	...	415
WOMEN	3	8	5	1	1	3	...	1	2	7	6	...	140
1658 A LAUNDRY AND DRY CLEANING PLANT MANAGEMENT	52
WOMEN	6
1667 A STEWARD	1
WOMEN
1670 * EQUIPMENT SPECIALIST	...	85	10	...	14	88	...	16	3	...	12
WOMEN	...	2	4	...	1	6	1

1/P = PROFESSIONAL, A = ADMINISTRATIVE, T = TECHNICAL, C = CLERICAL, O = OTHER, * = SPLIT OCCUPATIONAL CATEGORY

TABLE W-E FULL-TIME CIVILIAN WHITE-COLLAR EMPLOYMENT BY OCCUPATION, GENDER, AND SELECTED AGENCY, ALL AREAS, SEPTEMBER 30, 1999

OCCUPATION	TOTAL ALL AGENCIES	STATE	TREASURY	ARMY	NAVY	AIR FORCE	DEFENSE LOGISTICS AGENCY	OTHER DEFENSE	JUSTICE	INTERIOR	AGRICULTURE	COMMERCE	LABOR	HEALTH AND HUMAN SERVICES
1699 O EQUIPMENT AND FACILITIES MANAGEMENT STUDENT TRAINEE	7	1	1
WOMEN	4	1	1
1600 EQUIPMENT, FACILITIES, AND SERVICES	12,164	14	124	2,843	2,822	2,768	597	38	641	399	94	93	18	86
WOMEN	1,504	3	31	335	279	247	107	7	65	46	21	30	5	27
1701 P GENERAL EDUCATION AND TRAINING	10,622	6	11	1,695	761	1,109	17	6,298	47	123	26	14	3	128
WOMEN	7,166	3	4	1,089	370	742	14	4,531	24	64	13	10	...	89
1702 * EDUCATION AND TRAINING TECHNICIAN	7,574	2	74	1,920	1,474	1,949	16	542	195	1,161	48	4	4	35
WOMEN	6,221	2	58	1,434	1,393	1,591	16	522	172	845	27	3	4	29
1710 P EDUCATION AND VOCATIONAL TRAINING	5,489	4	17	46	405	6	1	2,378	519	1,781	110	...	1	7
WOMEN	3,778	1	10	37	91	3	1	2,026	247	1,246	46	4
1712 A TRAINING INSTRUCTION	4,954	181	33	1,948	653	1,164	17	43	335	136	44	36	59	20
WOMEN	1,171	123	2	324	131	223	9	9	98	54	27	23	19	13
1715 A VOCATIONAL REHABILITATION	489	1	16	28	...
WOMEN	126	8	10	...
1720 P EDUCATION PROGRAM	488	5	...	3	15	12	2	1	19	9	6
WOMEN	294	1	...	2	5	5	2	1	4	5
1725 P PUBLIC HEALTH EDUCATOR	88	27	2	1	57
WOMEN	62	18	2	41
1730 P EDUCATION RESEARCH	59	1
WOMEN	33	1
1740 P EDUCATION SERVICES	1,211	1	12	575	179	288	...	75	15	23	31	2
WOMEN	598	1	10	269	79	138	...	67	6	8	11	1
1750 P INSTRUCTIONAL SYSTEMS	1,641	38	...	535	316	508	4	92	7	8	1	6	...	5
WOMEN	740	23	...	271	128	175	2	61	2	4	1	3	...	5
1799 O EDUCATION STUDENT TRAINEE	17	1	1	11	2	2
WOMEN	12	1	1	6	2	2
1700 EDUCATION	32,632	237	147	6,723	3,831	5,049	57	9,429	1,141	3,259	266	62	95	253
WOMEN	20,201	154	84	3,427	2,216	2,885	44	7,217	555	2,236	125	40	33	182
1801 A GENERAL INSPECTION, INVESTIGATION, AND COMPLIANCE	11,205	12	1,986	166	54	10	...	215	5,337	421	369	174	626	208
WOMEN	4,067	8	524	77	31	3	...	74	2,251	75	73	88	239	138
1802 * COMPLIANCE INSPECTION AND SUPPORT	7,552	12	1,009	130	113	62	...	81	4,901	53	498	23	340	41
WOMEN	4,286	11	777	83	93	52	...	75	2,472	34	97	20	310	36
1810 A GENERAL INVESTIGATING	2,739	1	46	24	54	7	9	1,152	47	1	111	1
WOMEN	1,206	...	25	7	19	368	11	...	26
1811 A CRIMINAL INVESTIGATING	35,840	42	10,373	140	874	249	21	340	20,933	221	350	219	132	407
WOMEN	5,369	4	1,680	13	131	30	4	56	2,810	23	95	36	31	98
1812 A GAME LAW ENFORCEMENT	270	16	5	218	...	31
WOMEN	24	23	...	1
1815 A AIR SAFETY INVESTIGATING	90	2	5	1	1
WOMEN	10
1816 A IMMIGRATION INSPECTION	4,921	4,921
WOMEN	1,136	1,136
1822 A MINE SAFETY AND HEALTH	1,244	1,244	...
WOMEN	51	51	...
1825 A AVIATION SAFETY	3,702	2	1	2
WOMEN	259	1
1831 A SECURITIES COMPLIANCE EXAMINING	201
WOMEN	96
1850 A AGRICULTURAL COMMODITY WAREHOUSE EXAMINING	65	65
WOMEN	6	6
1854 A ALCOHOL, TOBACCO, AND FIREARMS INSPECTION	822	...	822
WOMEN	417	...	417
1862 T CONSUMER SAFETY INSPECTION	2,869	2,685	16	...	168
WOMEN	598	509	4	...	85
1863 T FOOD INSPECTION	3,878	3,878
WOMEN	1,596	1,596
1864 A PUBLIC HEALTH QUARANTINE INSPECTION	32	32
WOMEN	17	17
1884 O CUSTOMS PATROL OFFICER	23	...	23
WOMEN	2	...	2
1889 A IMPORT SPECIALIST	1,189	...	1,187	2
WOMEN	655	...	654	1
1890 A CUSTOMS INSPECTION	7,459	...	7,455	...	4
WOMEN	1,665	...	1,664	...	1
1894 A CUSTOMS ENTRY AND LIQUIDATING	477	...	477
WOMEN	359	...	359

1/ P = PROFESSIONAL, A = ADMINISTRATIVE, T = TECHNICAL, C = CLERICAL, O = OTHER, * = SPLIT OCCUPATIONAL CATEGORY

TABLE W-E FULL-TIME CIVILIAN WHITE-COLLAR EMPLOYMENT BY OCCUPATION, GENDER, AND SELECTED AGENCY, ALL AREAS, SEPTEMBER 30, 1999 -- CONTINUED

OCCUPATION CODES/1 TITLES	HOUSING AND URBAN DEVELOPMENT	TRANSPORTATION	ENERGY	EDUCATION	VETERANS AFFAIRS	ENVIRONMENTAL PROTECTION AGENCY	FEDERAL DEPOSIT INSURANCE CORPORATION	GENERAL SERVICES ADMINISTRATION	OFFICE OF PERSONNEL MANAGEMENT	NATIONAL AERONAUTICS SPACE ADMINISTRATION	SOCIAL SECURITY ADMINISTRATION	TENNESSEE VALLEY AUTHORITY	ALL OTHER AGENCIES
1699 O EQUIPMENT AND FACILITIES MANAGEMENT STUDENT TRAINEE WOMEN	5 2
1600 EQUIPMENT, FACILITIES, AND SERVICES WOMEN	9 3	118 11	88 18	2 1	177 32	19 4	107 13	4 2	106 15	30 11	427 39	540 152	
1701 P GENERAL EDUCATION AND TRAINING WOMEN	7 4	21 14	11 2	11 7	127 72	1 1	...	2 2	4 3	15 7	...	3 2	182 99
1702 * EDUCATION AND TRAINING TECHNICIAN WOMEN	1 1	49 43	6 5	8 8	67 52	...	1 1	1 2	2 2	1 1	3 3	...	11 9
1710 P EDUCATION AND VOCATIONAL TRAINING WOMEN	...	121 23	34 20	1	2 1	56 22
1712 A TRAINING INSTRUCTION WOMEN	...	41 7	22 2	16 11	76 41	16 6	5 4	109 45
1715 A VOCATIONAL REHABILITATION WOMEN	444 108
1720 P EDUCATION PROGRAM WOMEN	...	1 1	1 1	382 245	11 9	1 1	16 9	4 3
1725 P PUBLIC HEALTH EDUCATOR WOMEN	1 1
1730 P EDUCATION RESEARCH WOMEN	57 32	1 ...
1740 P EDUCATION SERVICES WOMEN	...	3 3	7 5
1750 P INSTRUCTIONAL SYSTEMS WOMEN	...	54 32	39 17	1 1	11 5	1	15 10
1799 O EDUCATION STUDENT TRAINEE WOMEN
1700 EDUCATION WOMEN	8 5	290 123	40 10	474 303	806 325	4 3	12 6	19 8	11 9	35 18	3 3	3 2	378 188
1801 A GENERAL INSPECTION, INVESTIGATON, AND COMPLIANCE WOMEN	2 2	935 286	30 5	...	295 52	6 2	2 ...	2 ...	1 ...	1 1	9 9	...	344 129
1802 * COMPLIANCE INSPECTION AND SUPPORT WOMEN	...	138 98	...	4 3	4 4	5 2	...	1 1	2 2	135 116
1810 A GENERAL INVESTIGATING WOMEN	...	13 9	...	14 9	1 1	38 10	1	13 8	...	2	1,204 713
1811 A CRIMINAL INVESTIGATING WOMEN	233 66	183 38	37 10	73 24	118 22	239 58	36 9	114 18	11 1	51 11	245 54	...	199 47
1812 A GAME LAW ENFORCEMENT WOMEN
1815 A AIR SAFETY INVESTIGATING WOMEN	...	11 2	70 8
1816 A IMMIGRATION INSPECTION WOMEN
1822 A MINE SAFETY AND HEALTH WOMEN
1825 A AVIATION SAFETY WOMEN	...	3,696 258	1
1831 A SECURITIES COMPLIANCE EXAMINING WOMEN	201 96
1850 A AGRICULTURAL COMMODITY WAREHOUSE EXAMINING WOMEN
1854 A ALCOHOL, TOBACCO, AND FIREARMS INSPECTION WOMEN
1862 T CONSUMER SAFETY INSPECTION WOMEN
1863 T FOOD INSPECTION WOMEN
1864 A PUBLIC HEALTH QUARANTINE INSPECTION WOMEN
1884 O CUSTOMS PATROL OFFICER WOMEN
1889 A IMPORT SPECIALIST WOMEN
1890 A CUSTOMS INSPECTION WOMEN
1894 A CUSTOMS ENTRY AND LIQUIDATING WOMEN

1/P = PROFESSIONAL, A = ADMINISTRATIVE, T = TECHNICAL, C = CLERICAL, O = OTHER, * = SPLIT OCCUPATIONAL CATEGORY

TABLE W-E FULL-TIME CIVILIAN WHITE-COLLAR EMPLOYMENT BY OCCUPATION, GENDER, AND SELECTED AGENCY, ALL AREAS, SEPTEMBER 30, 1999

OCCUPATION CODES/1 TITLES	TOTAL ALL AGENCIES	STATE	TREASURY	ARMY	NAVY	AIR FORCE	DEFENSE LOGISTICS AGENCY	OTHER DEFENSE	JUSTICE	INTERIOR	AGRICULTURE	COMMERCE	LABOR	HEALTH AND HUMAN SERVICES
1895 T CUSTOMS WAREHOUSE OFFICER WOMEN
1896 O BORDER PATROL AGENT WOMEN	8,265 377	8,265 377
1897 * CUSTOMS AID WOMEN	955 648	...	950 643	5 5
1898 A ADMEASUREMENT WOMEN	8 1
1899 O INVESTIGATION STUDENT TRAINEE WOMEN	91 44	1 ...	34 18	25 10	12 7	6 3	...	2 1	2 1
1800 INVESTIGATION WOMEN	93,897 22,889	68 23	24,362 6,763	482 181	1,110 276	329 85	35 9	1,788 573	44,429 9,067	927 162	7,964 2,405	463 149	2,344 631	859 375
1910 A QUALITY ASSURANCE WOMEN	7,956 1,102	2 1	25 7	1,236 200	1,103 133	1,103 90	3,905 579	6 1	89 15	17 9	18 3	2	15 10
1980 T AGRICULTURAL COMMODITY GRADING WOMEN	1,900 629	1,900 629
1981 T AGRICULTURAL COMMODITY AID WOMEN	170 55	170 55
1999 O QUALITY INSPECTION STUDENT TRAINEE WOMEN	2	1	1
1900 QUALITY ASSURANCE, INSPECTION, AND GRADING WOMEN	10,028 1,786	2 1	25 7	1,236 200	1,104 133	1,103 90	3,905 579	6 1	89 15	17 9	2,089 687	2	15 10
2001 * GENERAL SUPPLY WOMEN	3,804 1,674	6 2	3 1	869 369	904 327	620 296	738 363	20 7	32 15	64 24	26 12	10 5	2 ...	58 26
2003 A SUPPLY PROGRAM MANAGEMENT WOMEN	4,538 1,987	16 10	11 5	1,205 491	1,126 555	690 227	827 397	43 16	46 20	27 15	25 9	8 3	11 3	26 6
2005 * SUPPLY CLERICAL AND TECHNICIAN WOMEN	14,252 7,940	12 2	84 37	4,725 2,487	2,558 1,599	2,546 1,420	1,300 864	312 162	254 105	244 123	144 82	66 47	19 5	161 77
2010 A INVENTORY MANAGEMENT WOMEN	5,388 3,281	19 6	57 34	925 533	813 458	1,844 1,263	815 521	48 13	106 47	8 1	2 2	33 18	...	64 34
2030 A DISTRIBUTION FACILITIES AND STORAGE MANAGEMENT WOMEN	683 149	7 1	8 4	135 23	82 18	8 ...	311 79	15 1	11 2	2 ...	6 ...	2 1	3 1	8 ...
2032 A PACKAGING WOMEN	259 80	1 ...	1 ...	56 13	27 6	74 29	91 31
2050 A SUPPLY CATALOGING WOMEN	102 66	...	1 1	11 7	9 6	5 2	27 14	8 4	1 1	...	1 1
2091 C SALES STORE CLERICAL WOMEN	2,235 2,031	16 10	5 4	2 2	...	1,904 1,732	...	1 1
2099 O SUPPLY STUDENT TRAINEE WOMEN	11 8	...	1 1	2 1	1 1	1
2000 SUPPLY WOMEN	31,272 17,216	61 21	166 83	7,944 3,934	5,525 2,974	5,789 3,239	4,109 2,269	2,350 1,935	449 189	346 164	204 105	120 75	35 9	318 144
2101 A TRANSPORTATION SPECIALIST WOMEN	8,136 1,163	3 1	116 9	331 143	109 34	383 67	3 1	11 4	24 16	32 4	51 17	10 7	...	4 3
2102 * TRANSPORTATION CLERK AND ASSISTANT WOMEN	3,990 2,735	11 9	11 7	1,116 750	952 722	881 503	415 291	69 42	44 31	13 12	36 29	13 10	...	37 33
2110 A TRANSPORTATION INDUSTRY ANALYSIS WOMEN	110 39
2121 A RAILROAD SAFETY WOMEN	403 23
2123 A MOTOR CARRIER SAFETY WOMEN	289 74
2125 A HIGHWAY SAFETY WOMEN	245 74	1 1
2130 A TRAFFIC MANAGEMENT WOMEN	1,730 795	29 7	12 9	740 324	202 102	295 98	220 132	16 5	19 13	5 2	26 12	8 3	...	9 3
2131 * FREIGHT RATE WOMEN	574 400	15 8	...	210 147	90 66	85 45	125 100	4 1	4 3	2 2	1 1	5 4	...	3 2
2135 T TRANSPORTATION LOSS AND DAMAGE CLAIMS EXAMINING WOMEN	119 93	20 19	37 26	9 6	39 31	13 11
2144 T CARGO SCHEDULING WOMEN	42 13	7 3	14 9	21 1
2150 A TRANSPORTATION OPERATIONS WOMEN	1,297 320	2 1	...	56 7	243 55	193 39	2 ...	77 22	5 1	10 ...	49 19

1/P = PROFESSIONAL, A = ADMINISTRATIVE, T = TECHNICAL, C = CLERICAL, O = OTHER, * = SPLIT OCCUPATIONAL CATEGORY

TABLE W-E FULL-TIME CIVILIAN WHITE-COLLAR EMPLOYMENT BY OCCUPATION, GENDER, AND SELECTED AGENCY, ALL AREAS, SEPTEMBER 30, 1999 -- CONTINUED

OCCUPATION	HOUSING AND URBAN DEVELOPMENT	TRANSPORTATION	ENERGY	EDUCATION	VETERANS AFFAIRS	ENVIRONMENTAL PROTECTION AGENCY	FEDERAL DEPOSIT INSURANCE CORPORATION	GENERAL SERVICES ADMINISTRATION	OFFICE OF PERSONNEL MANAGEMENT	NATIONAL AERONAUTICS SPACE ADMINISTRATION	SOCIAL SECURITY ADMINISTRATION	TENNESSEE VALLEY AUTHORITY	ALL OTHER AGENCIES
CODES/1 TITLES													
1895 T CUSTOMS WAREHOUSE OFFICER WOMEN
1896 O BORDER PATROL AGENT WOMEN
1897 * CUSTOMS AID WOMEN
1898 A ADMEASUREMENT WOMEN	...	2	6
1899 O INVESTIGATION STUDENT TRAINEE WOMEN	5	1	3
1899 O INVESTIGATION STUDENT TRAINEE WOMEN	2	1	2
1800 INVESTIGATION WOMEN	240	4,978	68	92	418	288	39	117	27	52	256	...	2,162
1800 INVESTIGATION WOMEN	70	691	15	37	79	72	9	19	11	12	63	...	1,112
1910 A QUALITY ASSURANCE WOMEN	...	65	37	...	22	1	...	10	...	195	...	87	18
1910 A QUALITY ASSURANCE WOMEN	...	8	12	...	5	1	...	1	...	19	...	6	2
1980 T AGRICULTURAL COMMODITY GRADING WOMEN
1981 T AGRICULTURAL COMMODITY AID WOMEN
1999 O QUALITY INSPECTION STUDENT TRAINEE WOMEN
1900 QUALITY ASSURANCE, INSPECTION, AND GRADING WOMEN	...	65	37	...	22	1	...	10	...	195	...	87	18
1900 QUALITY ASSURANCE, INSPECTION, AND GRADING WOMEN	...	8	12	...	5	1	...	1	...	19	...	6	2
2001 * GENERAL SUPPLY WOMEN	...	76	24	...	98	10	...	158	...	17	29	...	40
2001 * GENERAL SUPPLY WOMEN	...	57	9	...	44	5	...	80	...	5	17	...	10
2003 A SUPPLY PROGRAM MANAGEMENT WOMEN	...	52	14	...	140	1	...	194	...	27	1	...	48
2005 * SUPPLY CLERICAL AND TECHNICIAN WOMEN	1	138	14	...	52	6	...	102	4	21	1	...	17
2005 * SUPPLY CLERICAL AND TECHNICIAN WOMEN	...	71	10	...	558	2	...	90	3	1	13	...	182
2010 A INVENTORY MANAGEMENT WOMEN	7	124	4	...	363	4	...	61	1	7	15	...	68
2010 A INVENTORY MANAGEMENT WOMEN	...	88	4	...	176	2	...	35	...	5	10	...	31
2030 A DISTRIBUTION FACILITIES AND STORAGE MANAGEMENT WOMEN	...	16	2	...	12	1	...	16	...	4	10	...	24
2030 A DISTRIBUTION FACILITIES AND STORAGE MANAGEMENT WOMEN	...	2	1	5	...	2	3	...	6
2032 A PACKAGING WOMEN	...	2	7
2032 A PACKAGING WOMEN	1
2050 A SUPPLY CATALOGING WOMEN	...	23	2	14
2050 A SUPPLY CATALOGING WOMEN	...	16	2	12
2091 C SALES STORE CLERICAL WOMEN	297	10
2091 C SALES STORE CLERICAL WOMEN	275	7
2099 O SUPPLY STUDENT TRAINEE WOMEN	...	1	5
2099 O SUPPLY STUDENT TRAINEE WOMEN	...	1	4
2000 SUPPLY WOMEN	8	432	60	...	2,112	22	...	600	5	57	83	...	477
2000 SUPPLY WOMEN	...	265	33	...	1,105	9	...	329	3	34	44	...	253
2101 A TRANSPORTATION SPECIALIST WOMEN	...	6,897	18	50	...	13	2	3	76
2101 A TRANSPORTATION SPECIALIST WOMEN	...	789	3	36	...	7	...	2	20
2102 * TRANSPORTATION CLERK AND ASSISTANT WOMEN	...	97	1	...	155	1	...	112	...	3	...	2	21
2102 * TRANSPORTATION CLERK AND ASSISTANT WOMEN	...	82	110	1	...	87	...	3	...	2	11
2110 A TRANSPORTATION INDUSTRY ANALYSIS WOMEN	...	109	1
2110 A TRANSPORTATION INDUSTRY ANALYSIS WOMEN	...	39
2121 A RAILROAD SAFETY WOMEN	...	391	12
2121 A RAILROAD SAFETY WOMEN	...	23
2123 A MOTOR CARRIER SAFETY WOMEN	...	288	1
2123 A MOTOR CARRIER SAFETY WOMEN	...	74
2125 A HIGHWAY SAFETY WOMEN	...	244
2125 A HIGHWAY SAFETY WOMEN	...	73
2130 A TRAFFIC MANAGEMENT WOMEN	...	27	19	...	2	1	...	55	...	18	27
2130 A TRAFFIC MANAGEMENT WOMEN	...	21	7	29	...	10	18
2131 * FREIGHT RATE WOMEN	...	9	2	1	...	3	...	3	3	...	9
2131 * FREIGHT RATE WOMEN	...	5	1	1	...	1	...	3	3	...	7
2135 T TRANSPORTATION LOSS AND DAMAGE CLAIMS EXAMINING WOMEN	1
2144 T CARGO SCHEDULING WOMEN
2144 T CARGO SCHEDULING WOMEN
2150 A TRANSPORTATION OPERATIONS WOMEN	...	79	2	571	...	6	2
2150 A TRANSPORTATION OPERATIONS WOMEN	...	7	2	167

1/P = PROFESSIONAL, A = ADMINISTRATIVE, T = TECHNICAL, C = CLERICAL, O = OTHER, * = SPLIT OCCUPATIONAL CATEGORY

TABLE W-E FULL-TIME CIVILIAN WHITE-COLLAR EMPLOYMENT BY OCCUPATION, GENDER, AND SELECTED AGENCY, ALL AREAS, SEPTEMBER 30, 1999

OCCUPATION		TOTAL ALL AGENCIES	STATE	TREASURY	ARMY	NAVY	AIR FORCE	DEFENSE LOGISTICS AGENCY	OTHER DEFENSE	JUSTICE	INTERIOR	AGRICULTURE	COMMERCE	LABOR	HEALTH AND HUMAN SERVICES
CODES ^{1/}	TITLES														
2151	C DISPATCHING	431	115	120	130	8	...	2	20	10	2	...	6
	WOMEN	146	42	32	41	1	9	9	2	...	4
2152	A AIR TRAFFIC CONTROL	23,926	320	187	508
	WOMEN	3,368	31	21	39
2154	T AIR TRAFFIC ASSISTANCE	489	54	4	156
	WOMEN	127	10	...	27
2161	A MARINE CARGO	46	33	11	...	1
	WOMEN	9	7	1
2181	T AIRCRAFT OPERATION	2,668	1	334	857	8	1,076	105	30	81	1
	WOMEN	31	...	6	5	...	10	2	...	6
2183	T AIR NAVIGATION	318	1	...	317
	WOMEN	6	6
2185	T AIRCREW TECHNICIAN	1,032	...	19	39	...	969	3
	WOMEN	31	31
2199	O TRANSPORTATION STUDENT TRAINEE	19	3	1
	WOMEN	6	1	1
2100	TRANSPORTATION	45,864	61	492	3,902	1,978	5,023	813	190	203	113	254	42	...	59
	WOMEN	9,453	26	31	1,489	1,069	913	556	85	66	30	93	26	...	45
2299	UNSPECIFIED WHITE-COLLAR SERIES	395	57	2	2	...	1	...	6	1	8	1	2	...	1
	WOMEN	171	10	1	1	4	1	7	1	1
2200	UNSPECIFIED	395	57	2	2	...	1	...	6	1	8	1	2	...	1
	WOMEN	171	10	1	1	4	1	7	1	1

1/ P = PROFESSIONAL, A = ADMINISTRATIVE, T = TECHNICAL, C = CLERICAL, O = OTHER, * = SPLIT OCCUPATIONAL CATEGORY

TABLE W-E FULL-TIME CIVILIAN WHITE-COLLAR EMPLOYMENT BY OCCUPATION, GENDER, AND SELECTED AGENCY, ALL AREAS, SEPTEMBER 30, 1999 -- CONTINUED

OCCUPATION CODES/1/ TITLES	HOUSING AND URBAN DEVELOPMENT	TRANSPORTATION	ENERGY	EDUCATION	VETERANS AFFAIRS	ENVIRONMENTAL PROTECTION AGENCY	FEDERAL DEPOSIT INSURANCE CORPORATION	GENERAL SERVICES ADMINISTRATION	OFFICE OF PERSONNEL MANAGEMENT	NATIONAL AERONAUTICS SPACE ADMINISTRATION	SOCIAL SECURITY ADMINISTRATION	TENNESSEE VALLEY AUTHORITY	ALL OTHER AGENCIES
2151 C DISPATCHING	17	1
WOMEN	6
2152 A AIR TRAFFIC CONTROL	...	22,911
WOMEN	...	3,277
2154 T AIR TRAFFIC ASSISTANCE	...	275
WOMEN	...	90
2161 A MARINE CARGO	1
WOMEN	1
2181 T AIRCRAFT OPERATION	...	148	15	10	...	2	...
WOMEN	...	2
2183 T AIR NAVIGATION
WOMEN
2185 T AIRCREW TECHNICIAN	2
WOMEN
2199 O TRANSPORTATION STUDENT TRAINEE	...	10	5
WOMEN	...	1	3
2100 TRANSPORTATION	...	31,485	55	...	176	3	...	796	...	55	5	7	152
WOMEN	...	4,483	12	...	117	2	...	323	...	23	3	4	57
2299 UNSPECIFIED WHITE-COLLAR SERIES	1	1	...	4	11	26	229	42
WOMEN	1	4	5	20	105	10
2200 UNSPECIFIED	1	1	...	4	11	26	229	42
WOMEN	1	4	5	20	105	10

1/ P = PROFESSIONAL, A = ADMINISTRATIVE, T = TECHNICAL, C = CLERICAL, O = OTHER, * = SPLIT OCCUPATIONAL CATEGORY



TABLE W-F1 FULL-TIME CIVILIAN WHITE-COLLAR EMPLOYMENT AND AVERAGE SALARY BY PAY CATEGORY, GRADE, MAJOR GEOGRAPHIC AREA, AND GENDER, SEPTEMBER 30, 1999

PAY CATEGORY BY GRADE	ALL AREAS						WASHINGTON, DC-MD-VA-WV METROPOLITAN STATISTICAL AREA						UNITED STATES EXCLUDING WASHINGTON, DC-MD-VA-WV METROPOLITAN STATISTICAL AREA					
	TOTAL		MEN		WOMEN		TOTAL		MEN		WOMEN		TOTAL		MEN		WOMEN	
	EMPLOYMENT	AVERAGE SALARY	EMPLOYMENT	AVERAGE SALARY	EMPLOYMENT	AVERAGE SALARY	EMPLOYMENT	AVERAGE SALARY	EMPLOYMENT	AVERAGE SALARY	EMPLOYMENT	AVERAGE SALARY	EMPLOYMENT	AVERAGE SALARY	EMPLOYMENT	AVERAGE SALARY	EMPLOYMENT	AVERAGE SALARY
GENERAL SCHEDULE AND RELATED GRADE																		
1	1,183	\$14,499	351	\$14,493	832	\$14,502	324	\$14,628	83	\$14,534	241	\$14,661	799	\$14,538	234	\$14,576	565	\$14,522
2	2,464	\$16,971	900	\$17,081	1,564	\$16,907	546	\$17,662	184	\$17,640	362	\$17,673	1,846	\$16,830	682	\$17,034	1,164	\$16,711
3	13,520	\$19,516	5,014	\$19,521	8,506	\$19,514	1,240	\$19,776	377	\$19,742	863	\$19,791	11,631	\$19,612	4,403	\$19,600	7,228	\$19,620
4	57,481	\$22,664	17,677	\$22,484	39,804	\$22,744	3,525	\$22,612	1,141	\$22,572	2,384	\$22,632	51,387	\$22,820	15,685	\$22,602	35,702	\$22,915
5	119,120	\$25,800	35,622	\$25,421	83,498	\$25,962	7,386	\$26,045	2,343	\$25,980	5,043	\$26,075	107,165	\$25,928	31,764	\$25,493	75,401	\$26,111
6	90,734	\$29,133	25,232	\$28,688	65,502	\$29,304	9,265	\$29,529	2,076	\$29,433	7,189	\$29,557	78,860	\$29,193	22,243	\$28,731	56,617	\$29,375
7	132,333	\$32,107	45,839	\$31,995	86,494	\$32,166	19,498	\$32,888	4,205	\$32,611	15,293	\$32,964	109,516	\$32,074	40,153	\$32,060	69,363	\$32,082
8	50,746	\$36,147	17,878	\$36,313	32,868	\$36,056	8,452	\$37,196	1,315	\$36,686	7,137	\$37,290	41,088	\$35,985	16,099	\$36,358	24,989	\$35,745
9	130,408	\$38,560	63,925	\$38,736	66,483	\$38,391	16,113	\$39,000	4,838	\$38,678	11,275	\$39,139	109,365	\$38,614	56,314	\$38,869	53,051	\$38,342
10	16,915	\$43,816	9,171	\$43,589	7,744	\$44,086	2,366	\$44,386	717	\$42,077	1,649	\$45,390	14,246	\$43,816	8,275	\$43,800	5,971	\$43,838
11	186,158	\$46,939	99,921	\$47,444	86,237	\$46,355	20,416	\$46,063	7,596	\$46,245	12,820	\$45,956	159,623	\$47,168	88,365	\$47,699	71,258	\$46,510
12	227,658	\$56,555	143,608	\$57,164	84,050	\$55,516	35,285	\$55,925	15,606	\$56,644	19,679	\$55,354	185,190	\$56,777	122,720	\$57,357	62,470	\$55,638
13	181,167	\$67,794	125,363	\$68,487	55,804	\$66,238	48,933	\$67,326	26,593	\$68,209	22,340	\$66,274	129,257	\$68,097	96,379	\$68,708	32,878	\$66,305
14	85,806	\$80,464	62,013	\$81,136	23,793	\$78,713	37,651	\$80,691	24,226	\$81,595	13,425	\$79,059	45,748	\$80,581	35,940	\$81,143	9,808	\$78,524
15	53,248	\$96,655	40,729	\$97,298	12,519	\$94,561	26,585	\$97,436	19,104	\$98,305	7,481	\$95,219	25,137	\$96,164	20,454	\$96,690	4,683	\$93,867
TOTAL	1,348,941	\$48,291	693,243	\$54,334	655,698	\$41,901	237,585	\$59,390	110,404	\$67,626	127,181	\$52,241	1,070,858	\$46,049	559,710	\$51,988	511,148	\$39,545
AVERAGE GRADE	9.81		10.79		8.76		11.34		12.35		10.47		9.48		10.50		8.36	
MEDIAN GRADE	11.0		12.0		9.0		12.0		13.0		11.0		11.0		11.0		8.0	
SENIOR PAY LEVELS	17,281	\$116,049	13,323	\$116,208	3,958	\$115,515	8,408	\$120,952	6,268	\$121,362	2,140	\$119,749	8,197	\$111,232	6,527	\$111,460	1,670	\$110,340
OTHER	87,513	\$58,575	38,663	\$67,499	48,850	\$51,511	9,195	\$62,896	5,492	\$65,371	3,703	\$59,226	70,854	\$59,077	30,933	\$69,023	39,921	\$51,371
GRAND TOTAL	1,453,735	\$49,715	745,229	\$56,123	708,506	\$42,975	255,188	\$61,545	122,164	\$70,282	133,024	\$53,522	1,149,909	\$47,316	597,170	\$53,521	552,739	\$40,613



TABLE W-F2 FULL-TIME CIVILIAN GENERAL SCHEDULE EMPLOYMENT AND AVERAGE SALARY BY GRADE, MAJOR GEOGRAPHIC AREA, AND GENDER, SEPTEMBER 30, 1999

GENERAL SCHEDULE GRADE	ALL AREAS						WASHINGTON, DC-MD-VA-WV METROPOLITAN STATISTICAL AREA						UNITED STATES EXCLUDING WASHINGTON, DC-MD-VA-WV METROPOLITAN STATISTICAL AREA					
	TOTAL		MEN		WOMEN		TOTAL		MEN		WOMEN		TOTL		MEN		WOMEN	
	EMPLOYMENT	AVERAGE SALARY	EMPLOYMENT	AVERAGE SALARY	EMPLOYMENT	AVERAGE SALARY	EMPLOYMENT	AVERAGE SALARY	EMPLOYMENT	AVERAGE SALARY	EMPLOYMENT	AVERAGE SALARY	EMPLOYMENT	AVERAGE SALARY	EMPLOYMENT	AVERAGE SALARY	EMPLOYMENT	AVERAGE SALARY
1	1,117	\$14,504	326	\$14,472	791	\$14,517	311	\$14,605	78	\$14,473	233	\$14,650	761	\$14,499	220	\$14,524	541	\$14,489
2	2,329	\$16,928	825	\$17,054	1,504	\$16,859	491	\$17,489	154	\$17,375	337	\$17,541	1,776	\$16,819	647	\$17,030	1,129	\$16,697
3	12,888	\$19,548	4,779	\$19,551	8,109	\$19,547	1,129	\$19,679	320	\$19,560	809	\$19,726	11,124	\$19,663	4,230	\$19,651	6,894	\$19,671
4	54,736	\$22,724	16,964	\$22,527	37,772	\$22,813	3,315	\$22,466	1,066	\$22,359	2,249	\$22,516	48,908	\$22,897	15,066	\$22,664	33,842	\$23,001
5	116,199	\$25,799	34,832	\$25,426	81,367	\$25,959	7,011	\$25,987	2,233	\$25,883	4,778	\$26,035	104,943	\$25,920	31,181	\$25,498	73,762	\$26,098
6	87,274	\$29,114	24,668	\$28,693	62,606	\$29,280	8,434	\$29,383	1,921	\$29,362	6,513	\$29,389	76,647	\$29,181	21,910	\$28,737	54,737	\$29,358
7	126,177	\$32,056	44,269	\$31,945	81,908	\$32,116	17,950	\$32,762	3,872	\$32,445	14,078	\$32,849	105,397	\$32,033	39,055	\$32,016	66,342	\$32,043
8	47,489	\$36,150	16,764	\$36,385	30,725	\$36,021	7,477	\$37,071	1,098	\$36,419	6,379	\$37,183	39,381	\$36,027	15,352	\$36,454	24,029	\$35,755
9	124,492	\$38,533	61,540	\$38,731	62,952	\$38,340	14,570	\$38,847	4,355	\$38,544	10,215	\$38,976	106,197	\$38,624	55,142	\$38,882	51,055	\$38,346
10	15,331	\$43,704	8,349	\$43,498	6,982	\$43,950	1,865	\$43,652	611	\$41,524	1,254	\$44,689	13,171	\$43,809	7,563	\$43,742	5,608	\$43,900
11	175,354	\$46,944	93,900	\$47,466	81,454	\$46,341	17,648	\$45,674	6,339	\$45,835	11,309	\$45,583	153,140	\$47,206	84,624	\$47,734	68,516	\$46,554
12	200,333	\$56,404	123,717	\$57,049	76,616	\$55,362	29,565	\$55,314	12,255	\$55,881	17,310	\$54,914	165,486	\$56,720	107,547	\$57,331	57,939	\$55,585
13	155,910	\$67,709	105,121	\$68,452	50,789	\$66,171	43,628	\$67,025	22,897	\$67,867	20,731	\$66,095	109,645	\$68,108	80,107	\$68,769	29,538	\$66,314
14	69,087	\$80,604	48,741	\$81,388	20,346	\$78,726	32,345	\$80,390	20,487	\$81,289	11,858	\$78,838	36,004	\$80,923	27,651	\$81,611	8,353	\$78,643
15	37,089	\$96,629	27,633	\$97,424	9,456	\$94,306	22,294	\$96,996	15,616	\$97,933	6,678	\$94,806	14,505	\$96,228	11,762	\$96,939	2,743	\$93,181
TOTAL	1,225,805	\$46,956	612,428	\$52,624	613,377	\$41,297	208,033	\$58,552	93,302	\$66,783	114,731	\$51,859	987,085	\$44,781	502,057	\$50,312	485,028	\$39,056
AVERAGE GRADE	9.62		10.56		8.67		11.26		12.27		10.43		9.30		10.27		8.29	
MEDIAN GRADE	11.0		11.0		9.0		12.0		13.0		11.0		9.0		11.0		8.0	



TABLE W-G FULL-TIME CIVILIAN WHITE-COLLAR EMPLOYMENT BY PAY CATEGORY, GRADE, OCCUPATIONAL CATEGORY, AND GENDER, SEPTEMBER 30, 1999

PAY CATEGORY/GRADE	ALL CATEGORIES			PROFESSIONAL			ADMINISTRATIVE			TECHNICAL			CLERICAL			OTHER			UNSPECIFIED TOTAL
	TOTAL	MEN	WOMEN	TOTAL	MEN	WOMEN	TOTAL	MEN	WOMEN	TOTAL	MEN	WOMEN	TOTAL	MEN	WOMEN	TOTAL	MEN	WOMEN	
GRAND TOTAL	1,453,735	745,229	708,506	389,540	241,020	148,520	530,924	303,538	227,386	327,073	131,134	195,939	159,767	27,795	131,972	46,036	41,518	4,518	395
GENERAL SCHEDULE AND RELATED PAY PLANS																			
GRADES																			
1	1,183	351	832	3	1	2	193	101	92	947	228	719	40	21	19	...
2	2,464	900	1,564	7	2	5	805	422	383	1,566	438	1,128	85	38	47	1
3	13,520	5,014	8,506	14	5	9	3,672	2,053	1,619	9,399	2,654	6,745	433	301	132	2
4	57,481	17,677	39,804	4	...	4	96	23	73	14,836	5,815	9,021	40,393	10,284	30,109	2,138	1,553	585	14
5	119,120	35,622	83,498	1,259	640	619	4,110	2,072	2,038	47,799	16,135	31,664	59,234	10,840	48,394	6,715	5,935	780	3
6	90,734	25,232	65,502	10	1	9	455	191	264	59,683	15,967	43,716	22,897	1,911	20,986	7,685	7,161	524	4
7	132,333	45,839	86,494	6,311	3,000	3,311	16,935	7,734	9,201	86,566	25,910	60,656	13,231	776	12,455	9,285	8,418	867	5
8	50,746	17,878	32,868	1,013	532	481	1,658	708	950	35,641	10,900	24,741	6,376	244	6,132	5,998	5,457	541	60
9	130,408	63,925	66,483	24,475	10,386	14,089	61,789	27,992	33,797	35,662	20,340	15,322	2,856	115	2,741	5,582	5,082	500	44
10	16,915	9,171	7,744	3,620	994	2,626	4,359	2,810	1,549	7,549	4,854	2,695	879	17	862	503	492	11	5
11	186,158	99,921	86,237	51,299	27,998	23,301	113,753	54,199	59,554	17,619	14,703	2,916	288	12	276	3,161	2,991	170	38
12	227,658	143,608	84,050	83,729	57,578	26,151	132,704	75,846	56,858	9,836	8,900	936	50	5	45	1,328	1,273	55	11
13	181,167	125,363	55,804	80,110	60,281	19,829	97,024	61,296	35,728	3,584	3,374	210	7	2	5	409	395	14	33
14	85,806	62,013	23,793	41,647	31,767	9,880	43,362	29,500	13,862	576	554	22	5	3	2	125	122	3	91
15	53,248	40,729	12,519	33,414	26,534	6,880	19,661	14,044	5,617	64	56	8	2	1	1	85	78	7	22
TOTAL, ALL GRADES	1,348,941	693,243	655,698	326,891	219,711	107,180	495,930	276,423	219,507	324,085	130,084	194,001	158,130	27,530	130,600	43,572	39,317	4,255	333
AVERAGE GRADE	9.81	10.79	8.76	12.27	12.55	11.69	11.62	11.86	11.32	7.17	7.90	6.68	5.12	4.53	5.24	7.28	7.36	6.52	10.95
MEDIAN GRADE	11.0	12.0	9.0	12.0	13.0	12.0	12.0	12.0	12.0	7.0	7.0	7.0	5.0	5.0	5.0	7.0	7.0	7.0	11.0
SENIOR PAY LEVELS	17,281	13,323	3,958	10,705	8,404	2,301	6,504	4,852	1,652	4	4	...	1	1	...	33	32	1	34
ALL OTHER	87,513	38,663	48,850	51,944	12,905	39,039	28,490	22,263	6,227	2,984	1,046	1,938	1,636	264	1,372	2,431	2,169	262	28



TABLE W-H FULL-TIME CIVILIAN WHITE-COLLAR EMPLOYMENT BY OCCUPATION, SUPERVISORY POSITION, AND GENDER, ALL AREAS, SEPTEMBER 30, 1999

OCCUPATION CODES 1/ TITLES			TOTAL			SUPERVISORY			NON-SUPERVISORY		
			TOTAL	MEN	WOMEN	TOTAL	MEN	WOMEN	TOTAL	MEN	WOMEN
GRAND TOTAL			1,453,735	745,229	708,506	173,674	118,424	55,250	1,280,061	626,805	653,256
0006	A	CORRECTIONAL INSTITUTION ADMINISTRATION	1,693	1,222	471	1,103	828	275	590	394	196
0007	O	CORRECTIONAL OFFICER	13,097	11,476	1,621	1,226	1,086	140	11,871	10,390	1,481
0011	A	BOND SALES PROMOTION	116	87	29	16	15	1	100	72	28
0018	A	SAFETY AND OCCUPATIONAL HEALTH MANAGEMENT	4,278	3,353	925	756	619	137	3,522	2,734	788
0019	T	SAFETY TECHNICIAN	222	130	92	3	1	2	219	129	90
0020	P	COMMUNITY PLANNING	519	386	133	75	65	10	444	321	123
0021	T	COMMUNITY PLANNING TECHNICIAN	17	5	12	17	5	12
0023	A	OUTDOOR RECREATION PLANNING	669	408	261	67	48	19	602	360	242
0025	*	PARK RANGER	6,276	4,437	1,839	1,431	1,083	348	4,845	3,354	1,491
0028	A	ENVIRONMENTAL PROTECTION SPECIALIST	5,659	3,350	2,309	521	357	164	5,138	2,993	2,145
0029	T	ENVIRONMENTAL PROTECTION ASSISTANT	439	166	273	4	4	...	435	162	273
0030	A	SPORTS SPECIALIST	557	476	81	198	173	25	359	303	56
0050	A	FUNERAL DIRECTING	24	21	3	13	10	3	11	11	...
0060	P	CHAPLAIN	597	542	55	135	127	8	462	415	47
0062	A	CLOTHING DESIGN	27	10	17	5	3	2	22	7	15
0072	*	FINGERPRINT IDENTIFICATION	818	354	464	66	38	28	752	316	436
0080	A	SECURITY ADMINISTRATION	6,719	4,255	2,464	1,228	968	260	5,491	3,287	2,204
0081	O	FIRE PROTECTION AND PREVENTION	9,212	9,027	185	1,412	1,392	20	7,800	7,635	165
0082	O	UNITED STATES MARSHAL	86	78	8	86	78	8
0083	O	POLICE	8,731	8,053	678	1,456	1,360	96	7,275	6,693	582
0084	O	NUCLEAR MATERIALS COURIER	205	205	...	11	11	...	194	194	...
0085	O	SECURITY GUARD	3,885	3,490	395	425	388	37	3,460	3,102	358
0086	C	SECURITY CLERICAL AND ASSISTANCE	1,512	506	1,006	32	16	16	1,480	490	990
0090	T	GUIDE	352	190	162	5	3	2	347	187	160
0095	P	FOREIGN LAW SPECIALIST	20	10	10	20	10	10
0099	O	GENERAL STUDENT TRAINEE	211	109	102	211	109	102
0000		MISCELLANEOUS OCCUPATIONS	65,941	52,346	13,595	10,274	8,673	1,601	55,667	43,673	11,994
0101	P	SOCIAL SCIENCE	6,768	3,402	3,366	832	466	366	5,936	2,936	3,000
0102	T	SOCIAL SCIENCE AID AND TECHNICIAN	685	351	334	15	8	7	670	343	327
0105	A	SOCIAL INSURANCE ADMINISTRATION	25,092	8,403	16,689	2,743	1,471	1,272	22,349	6,932	15,417
0106	A	UNEMPLOYMENT INSURANCE	115	64	51	19	13	6	96	51	45
0107	A	HEALTH INSURANCE ADMINISTRATION	1,809	644	1,165	164	76	88	1,645	568	1,077
0110	P	ECONOMIST	4,894	3,545	1,349	755	568	187	4,139	2,977	1,162
0119	T	ECONOMICS ASSISTANT	110	25	85	13	2	11	97	23	74
0130	P	FOREIGN AFFAIRS	5,011	3,264	1,747	1,240	847	393	3,771	2,417	1,354
0131	P	INTERNATIONAL RELATIONS	159	107	52	33	30	3	126	77	49
0132	A	INTELLIGENCE	5,407	3,367	2,040	581	441	140	4,826	2,926	1,900
0134	C	INTELLIGENCE AID AND CLERK	321	48	273	321	48	273
0135	P	FOREIGN AGRICULTURAL AFFAIRS	185	145	40	33	29	4	152	116	36
0136	A	INTERNATIONAL COOPERATION	22	8	14	22	8	14
0140	P	MANPOWER RESEARCH AND ANALYSIS	29	13	16	6	4	2	23	9	14
0142	A	MANPOWER DEVELOPMENT	419	213	206	69	51	18	350	162	188
0150	P	GEOGRAPHY	431	287	144	48	34	14	383	253	130
0160	A	CIVIL RIGHTS ANALYSIS	51	21	30	8	4	4	43	17	26
0170	P	HISTORY	645	484	161	98	79	19	547	405	142
0180	P	PSYCHOLOGY	3,666	2,286	1,380	548	408	140	3,118	1,878	1,240
0181	T	PSYCHOLOGY AID AND TECHNICIAN	626	318	308	9	5	4	617	313	304

116

1/P = PROFESSIONAL, A = ADMINISTRATIVE, T = TECHNICAL, C = CLERICAL, O = OTHER, * = SPLIT OCCUPATIONAL CATEGORY

TABLE W-H FULL-TIME CIVILIAN WHITE-COLLAR EMPLOYMENT BY OCCUPATION, SUPERVISORY POSITION, AND GENDER, ALL AREAS, SEPTEMBER 30, 1999

OCCUPATION CODES 1/ TITLES	TOTAL			SUPERVISORY			NON-SUPERVISORY		
	TOTAL	MEN	WOMEN	TOTAL	MEN	WOMEN	TOTAL	MEN	WOMEN
0184 P SOCIOLOGY	39	21	18	5	3	2	34	18	16
0185 P SOCIAL WORK	4,599	1,891	2,708	605	317	288	3,994	1,574	2,420
0186 T SOCIAL SERVICES AID AND ASSISTANT	960	414	546	52	40	12	908	374	534
0187 A SOCIAL SERVICES	506	143	363	16	9	7	490	134	356
0188 A RECREATION SPECIALIST	1,799	1,185	614	785	491	294	1,014	694	320
0189 T RECREATION AID AND ASSISTANT	1,958	1,081	877	77	41	36	1,881	1,040	841
0190 P GENERAL ANTHROPOLOGY	92	52	40	5	4	1	87	48	39
0193 P ARCHEOLOGY	982	613	369	55	37	18	927	576	351
0199 O SOCIAL SCIENCE STUDENT TRAINEE	116	46	70	116	46	70
0100 SOCIAL SCIENCE, PSYCHOLOGY, AND WELFARE	67,496	32,441	35,055	8,814	5,478	3,336	58,682	26,963	31,719
0201 A PERSONNEL MANAGEMENT	11,430	3,210	8,220	2,599	1,096	1,503	8,831	2,114	6,717
0203 * PERSONNEL CLERICAL AND ASSISTANCE	7,908	942	6,966	68	7	61	7,840	935	6,905
0204 * MILITARY PERSONNEL CLERICAL AND TECHNICIAN	6,824	2,131	4,693	368	158	210	6,456	1,973	4,483
0205 A MILITARY PERSONNEL MANAGEMENT	1,883	1,029	854	689	445	244	1,194	584	610
0212 A PERSONNEL STAFFING	2,053	354	1,699	197	58	139	1,856	296	1,560
0221 A POSITION CLASSIFICATION	804	283	521	89	45	44	715	238	477
0222 A OCCUPATIONAL ANALYSIS	29	19	10	8	5	3	21	14	7
0223 A SALARY AND WAGE ADMINISTRATION	128	53	75	13	8	5	115	45	70
0230 A EMPLOYEE RELATIONS	1,602	383	1,219	139	47	92	1,463	336	1,127
0233 A LABOR RELATIONS	1,081	530	551	100	65	35	981	465	516
0235 A EMPLOYEE DEVELOPMENT	1,837	612	1,225	262	131	131	1,575	481	1,094
0241 A MEDIATION	227	184	43	21	19	2	206	165	41
0243 A APPRENTICESHIP AND TRAINING	157	102	55	23	20	3	134	82	52
0244 A LABOR MANAGEMENT RELATIONS EXAMINING	348	214	134	82	71	11	266	143	123
0246 A CONTRACTOR INDUSTRIAL RELATIONS	119	54	65	13	7	6	106	47	59
0249 A WAGE AND HOUR COMPLIANCE	1,120	641	479	136	106	30	984	535	449
0260 A EQUAL EMPLOYMENT OPPORTUNITY	2,655	796	1,859	450	159	291	2,205	637	1,568
0270 A FEDERAL RETIREMENT BENEFITS	406	124	282	44	19	25	362	105	257
0299 O PERSONNEL MANAGEMENT STUDENT TRAINEE	62	13	49	62	13	49
0200 PERSONNEL MANAGEMENT AND INDUSTRIAL RELATIONS	40,673	11,674	28,999	5,301	2,466	2,835	35,372	9,208	26,164
0301 A MISCELLANEOUS ADMINISTRATION AND PROGRAM	57,697	28,257	29,440	15,293	10,115	5,178	42,404	18,142	24,262
0302 C MESSENGER	78	63	15	78	63	15
0303 * MISCELLANEOUS CLERK AND ASSISTANT	64,433	13,859	50,574	1,407	332	1,075	63,026	13,527	49,499
0304 C INFORMATION RECEPTIONIST	884	172	712	5	3	2	879	169	710
0305 C MAIL AND FILE	10,206	4,564	5,642	593	236	357	9,613	4,328	5,285
0309 C CORRESPONDENCE CLERK	254	48	206	7	...	7	247	48	199
0312 C CLERK-STENOGRAPHER AND REPORTER	72	4	68	3	1	2	69	3	66
0313 C WORK UNIT SUPERVISING	160	7	153	156	7	149	4	...	4
0318 C SECRETARY	54,404	1,416	52,988	120	4	116	54,284	1,412	52,872
0319 C CLOSED MICROPHONE REPORTING	114	19	95	4	2	2	110	17	93
0322 C CLERK-TYPIST	2,227	423	1,804	26	10	16	2,201	413	1,788
0326 * OFFICE AUTOMATION CLERICAL AND ASSISTANCE	13,470	1,879	11,591	44	5	39	13,426	1,874	11,552
0332 T COMPUTER OPERATION	2,766	1,305	1,461	197	119	78	2,569	1,186	1,383
0334 A COMPUTER SPECIALIST	56,216	33,674	22,542	5,792	4,051	1,741	50,424	29,623	20,801
0335 * COMPUTER CLERK AND ASSISTANT	5,876	1,969	3,907	107	46	61	5,769	1,923	3,846
0340 A PROGRAM MANAGEMENT	7,901	5,520	2,381	6,568	4,627	1,941	1,333	893	440
0341 A ADMINISTRATIVE OFFICER	7,362	2,036	5,326	2,575	1,136	1,439	4,787	900	3,887
0342 A SUPPORT SERVICES ADMINISTRATION	3,611	1,649	1,962	1,070	505	565	2,541	1,144	1,397

1/P = PROFESSIONAL, A = ADMINISTRATIVE, T = TECHNICAL, C = CLERICAL, O = OTHER, * = SPLIT OCCUPATIONAL CATEGORY

TABLE W-H FULL-TIME CIVILIAN WHITE-COLLAR EMPLOYMENT BY OCCUPATION, SUPERVISORY POSITION, AND GENDER, ALL AREAS, SEPTEMBER 30, 1999

OCCUPATION CODES 1/ TITLES			TOTAL			SUPERVISORY			NON-SUPERVISORY		
			TOTAL	MEN	WOMEN	TOTAL	MEN	WOMEN	TOTAL	MEN	WOMEN
0343	A	MANAGEMENT AND PROGRAM ANALYSIS	41,770	15,118	26,652	4,191	2,213	1,978	37,579	12,905	24,674
0344	*	MANAGEMENT AND PROGRAM CLERICAL AND ASSISTANCE	6,299	895	5,404	91	30	61	6,208	865	5,343
0346	A	LOGISTICS MANAGEMENT	11,316	7,839	3,477	2,081	1,716	365	9,235	6,123	3,112
0350	C	EQUIPMENT OPERATOR	1,126	623	503	35	16	19	1,091	607	484
0351	C	PRINTING CLERICAL	149	35	114	149	35	114
0356	C	DATA TRANSCRIBER	2,312	229	2,083	172	15	157	2,140	214	1,926
0357	C	CODING	141	26	115	7	...	7	134	26	108
0360	A	EQUAL OPPORTUNITY COMPLIANCE	1,859	784	1,075	316	154	162	1,543	630	913
0361	T	EQUAL OPPORTUNITY ASSISTANCE	546	62	484	1	...	1	545	62	483
0382	C	TELEPHONE OPERATING	1,213	352	861	72	10	62	1,141	342	799
0390	T	TELECOMMUNICATIONS PROCESSING	710	418	292	58	34	24	652	384	268
0391	A	TELECOMMUNICATIONS	7,236	5,316	1,920	1,097	904	193	6,139	4,412	1,727
0392	T	GENERAL TELECOMMUNICATIONS	807	464	343	62	36	26	745	428	317
0394	C	COMMUNICATIONS CLERICAL	208	46	162	208	46	162
0399	O	ADMINISTRATION AND OFFICE SUPPORT STUDENT TRAINEE	530	214	316	530	214	316
0300		GENERAL ADMINISTRATION, CLERICAL, AND OFFICE SERVICES	363,953	129,285	234,668	42,150	26,327	15,823	321,803	102,958	218,845
0401	P	GENERAL BIOLOGICAL SCIENCE	10,087	6,791	3,296	1,499	1,218	281	8,588	5,573	3,015
0403	P	MICROBIOLOGY	2,059	1,206	853	246	177	69	1,813	1,029	784
0404	T	BIOLOGICAL SCIENCE TECHNICIAN	6,381	3,728	2,653	82	50	32	6,299	3,678	2,621
0405	P	PHARMACOLOGY	400	282	118	42	32	10	358	250	108
0406	P	AGRICULTURAL EXTENSION	8	4	4	3	2	1	5	2	3
0408	P	ECOLOGY	863	597	266	44	37	7	819	560	259
0410	P	ZOOLOGY	102	84	18	17	15	2	85	69	16
0413	P	PHYSIOLOGY	424	313	111	53	44	9	371	269	102
0414	P	ENTOMOLOGY	600	515	85	72	67	5	528	448	80
0415	P	TOXICOLOGY	310	217	93	33	25	8	277	192	85
0421	T	PLANT PROTECTION TECHNICIAN	357	224	133	357	224	133
0430	P	BOTANY	373	176	197	15	10	5	358	166	192
0434	P	PLANT PATHOLOGY	257	200	57	29	27	2	228	173	55
0435	P	PLANT PHYSIOLOGY	262	198	64	38	35	3	224	163	61
0436	P	PLANT PROTECTION AND QUARANTINE	1,635	1,226	409	236	181	55	1,399	1,045	354
0437	P	HORTICULTURE	142	96	46	27	23	4	115	73	42
0440	P	GENETICS	345	266	79	44	39	5	301	227	74
0454	P	RANGELAND MANAGEMENT	1,017	809	208	52	47	5	965	762	203
0455	T	RANGE TECHNICIAN	1,340	1,102	238	145	136	9	1,195	966	229
0457	P	SOIL CONSERVATION	4,149	3,394	755	420	380	40	3,729	3,014	715
0458	T	SOIL CONSERVATION TECHNICIAN	1,429	1,162	267	1,429	1,162	267
0459	T	IRRIGATION SYSTEM OPERATION	125	124	1	15	15	...	110	109	1
0460	P	FORESTRY	3,694	2,981	713	924	783	141	2,770	2,198	572
0462	T	FORESTRY TECHNICIAN	13,293	10,590	2,703	1,201	1,088	113	12,092	9,502	2,590
0470	P	SOIL SCIENCE	1,361	1,195	166	130	120	10	1,231	1,075	156
0471	P	AGRONOMY	279	254	25	16	16	...	263	238	25
0475	P	AGRICULTURAL MANAGEMENT	1,700	1,221	479	250	218	32	1,450	1,003	447
0480	P	GENERAL FISH AND WILDLIFE ADMINISTRATION	251	198	53	182	142	40	69	56	13
0482	P	FISHERY BIOLOGY	2,139	1,694	445	240	215	25	1,899	1,479	420
0485	P	WILDLIFE REFUGE MANAGEMENT	653	553	100	368	323	45	285	230	55
0486	P	WILDLIFE BIOLOGY	2,248	1,673	575	236	205	31	2,012	1,468	544

1/P = PROFESSIONAL, A = ADMINISTRATIVE, T = TECHNICAL, C = CLERICAL, O = OTHER, * = SPLIT OCCUPATIONAL CATEGORY

TABLE W-H FULL-TIME CIVILIAN WHITE-COLLAR EMPLOYMENT BY OCCUPATION, SUPERVISORY POSITION, AND GENDER, ALL AREAS, SEPTEMBER 30, 1999

OCCUPATION CODES 1/ TITLES	TOTAL			SUPERVISORY			NON-SUPERVISORY		
	TOTAL	MEN	WOMEN	TOTAL	MEN	WOMEN	TOTAL	MEN	WOMEN
0487 P ANIMAL SCIENCE	95	80	15	14	13	1	81	67	14
0493 P HOME ECONOMICS	14	2	12	1	...	1	13	2	11
0499 O BIOLOGICAL SCIENCE STUDENT TRAINEE	387	202	185	387	202	185
0400 BIOLOGICAL SCIENCES	58,779	43,357	15,422	6,674	5,683	991	52,105	37,674	14,431
0501 A FINANCIAL ADMINISTRATION AND PROGRAM	8,954	3,361	5,593	1,995	992	1,003	6,959	2,369	4,590
0503 * FINANCIAL CLERICAL AND ASSISTANCE	5,895	1,260	4,635	378	105	273	5,517	1,155	4,362
0505 A FINANCIAL MANAGEMENT	1,459	964	495	1,178	817	361	281	147	134
0510 P ACCOUNTING	12,453	6,238	6,215	2,522	1,491	1,031	9,931	4,747	5,184
0511 P AUDITING	11,496	7,555	3,941	1,906	1,565	341	9,590	5,990	3,600
0512 P INTERNAL REVENUE AGENT	13,276	7,995	5,281	1,418	942	476	11,858	7,053	4,805
0525 * ACCOUNTING TECHNICIAN	15,844	3,403	12,441	687	134	553	15,157	3,269	11,888
0526 T TAX TECHNICIAN	3,224	1,002	2,222	336	81	255	2,888	921	1,967
0530 C CASH PROCESSING	1,131	201	930	35	4	31	1,096	197	899
0540 C VOUCHER EXAMINING	1,802	530	1,272	101	28	73	1,701	502	1,199
0544 * CIVILIAN PAY	1,920	361	1,559	76	11	65	1,844	350	1,494
0545 * MILITARY PAY	2,169	762	1,407	185	80	105	1,984	682	1,302
0560 A BUDGET ANALYSIS	12,884	3,581	9,303	1,574	655	919	11,310	2,926	8,384
0561 * BUDGET CLERICAL AND ASSISTANCE	3,183	410	2,773	12	2	10	3,171	408	2,763
0570 A FINANCIAL INSTITUTION EXAMINING	5,130	3,618	1,512	486	370	116	4,644	3,248	1,396
0580 A CREDIT UNION EXAMINER	719	504	215	9	8	1	710	496	214
0592 * TAX EXAMINING	13,643	2,908	10,735	1,116	187	929	12,527	2,721	9,806
0593 T INSURANCE ACCOUNTS	49	13	36	6	1	5	43	12	31
0599 O FINANCIAL MANAGEMENT STUDENT TRAINEE	138	47	91	1	...	1	137	47	90
0500 ACCOUNTING AND BUDGET	115,369	44,713	70,656	14,021	7,473	6,548	101,348	37,240	64,108
0601 P GENERAL HEALTH SCIENCE	4,726	2,204	2,522	690	384	306	4,036	1,820	2,216
0602 P MEDICAL OFFICER	11,087	8,031	3,056	2,191	1,744	447	8,896	6,287	2,609
0603 A PHYSICIAN'S ASSISTANT	2,040	1,392	648	76	55	21	1,964	1,337	627
0610 P NURSE	39,654	5,356	34,298	3,220	310	2,910	36,434	5,046	31,388
0620 T PRACTICAL NURSE	10,926	1,684	9,242	8	2	6	10,918	1,682	9,236
0621 T NURSING ASSISTANT	10,189	3,342	6,847	12	6	6	10,177	3,336	6,841
0622 T MEDICAL SUPPLY AIDE AND TECHNICIAN	2,017	1,147	870	114	65	49	1,903	1,082	821
0625 T AUTOPSY ASSISTANT	45	39	6	1	1	...	44	38	6
0630 P DIETITIAN AND NUTRITIONIST	1,430	97	1,333	286	26	260	1,144	71	1,073
0631 P OCCUPATIONAL THERAPIST	686	120	566	59	4	55	627	116	511
0633 P PHYSICAL THERAPIST	778	288	490	94	38	56	684	250	434
0635 P CORRECTIVE THERAPIST	461	297	164	40	30	10	421	267	154
0636 T REHABILITATION THERAPY ASSISTANT	773	361	412	1	...	1	772	361	411
0637 P MANUAL ARTS THERAPIST	70	60	10	10	10	...	60	50	10
0638 P RECREATION/CREATIVE ARTS THERAPIST	748	334	414	78	47	31	670	287	383
0639 P EDUCATIONAL THERAPIST	13	2	11	13	2	11
0640 T HEALTH AID AND TECHNICIAN	5,876	2,479	3,397	133	64	69	5,743	2,415	3,328
0642 T NUCLEAR MEDICINE TECHNICIAN	131	66	65	10	8	2	121	58	63
0644 P MEDICAL TECHNOLOGIST	5,277	1,732	3,545	699	255	444	4,578	1,477	3,101
0645 T MEDICAL TECHNICIAN	1,748	584	1,164	33	12	21	1,715	572	1,143
0646 T PATHOLOGY TECHNICIAN	431	136	295	38	17	21	393	119	274
0647 T DIAGNOSTIC RADIOLOGIC TECHNOLOGIST	2,963	1,511	1,452	261	158	103	2,702	1,353	1,349
0648 T THERAPEUTIC RADIOLOGIC TECHNOLOGIST	131	48	83	22	8	14	109	40	69
0649 T MEDICAL INSTRUMENT TECHNICIAN	1,917	776	1,141	107	49	58	1,810	727	1,083

1/P = PROFESSIONAL, A = ADMINISTRATIVE, T = TECHNICAL, C = CLERICAL, O = OTHER, * = SPLIT OCCUPATIONAL CATEGORY

TABLE W-H FULL-TIME CIVILIAN WHITE-COLLAR EMPLOYMENT BY OCCUPATION, SUPERVISORY POSITION, AND GENDER, ALL AREAS, SEPTEMBER 30, 1999

OCCUPATION CODES 1/ TITLES	TOTAL			SUPERVISORY			NON-SUPERVISORY		
	TOTAL	MEN	WOMEN	TOTAL	MEN	WOMEN	TOTAL	MEN	WOMEN
0650 T MEDICAL TECHNICAL ASSISTANT	1	...	1	1	...	1
0651 T RESPIRATORY THERAPIST	361	201	160	25	16	9	336	185	151
0660 P PHARMACIST	4,401	2,426	1,975	527	398	129	3,874	2,028	1,846
0661 T PHARMACY TECHNICIAN	3,337	1,021	2,316	49	18	31	3,288	1,003	2,285
0662 P OPTOMETRIST	275	167	108	8	5	3	267	162	105
0664 T RESTORATION TECHNICIAN	12	10	2	1	1	...	11	9	2
0665 P SPEECH PATHOLOGY AND AUDIOLOGY	745	241	504	89	53	36	656	188	468
0667 T ORTHOTIST AND PROSTHETIST	205	192	13	21	20	1	184	172	12
0668 P PODIATRIST	279	202	77	9	8	1	270	194	76
0669 A MEDICAL RECORDS ADMINISTRATION	506	66	440	280	26	254	226	40	186
0670 A HEALTH SYSTEM ADMINISTRATION	560	372	188	503	341	162	57	31	26
0671 A HEALTH SYSTEM SPECIALIST	1,840	791	1,049	416	184	232	1,424	607	817
0672 T PROSTHETIC REPRESENTATIVE	186	118	68	106	74	32	80	44	36
0673 A HOSPITAL HOUSEKEEPING MANAGEMENT	191	165	26	145	133	12	46	32	14
0675 T MEDICAL RECORDS TECHNICIAN	3,287	532	2,755	127	28	99	3,160	504	2,656
0679 C MEDICAL CLERK	9,361	1,911	7,450	192	41	151	9,169	1,870	7,299
0680 P DENTAL OFFICER	742	641	101	176	161	15	566	480	86
0681 T DENTAL ASSISTANT	2,769	212	2,557	40	...	40	2,729	212	2,517
0682 T DENTAL HYGIENE	332	13	319	332	13	319
0683 T DENTAL LABORATORY AID AND TECHNICIAN	555	450	105	18	18	...	537	432	105
0685 A PUBLIC HEALTH PROGRAM SPECIALIST	1,515	703	812	408	239	169	1,107	464	643
0688 A SANITARIAN	41	26	15	6	5	1	35	21	14
0690 P INDUSTRIAL HYGIENE	1,445	1,004	441	143	111	32	1,302	893	409
0696 P CONSUMER SAFETY	1,896	1,072	824	276	190	86	1,620	882	738
0698 T ENVIRONMENTAL HEALTH TECHNICIAN	105	78	27	105	78	27
0699 O MEDICAL AND HEALTH STUDENT TRAINEE	68	18	50	2	1	1	66	17	49
0600 MEDICAL, HOSPITAL, DENTAL, AND PUBLIC HEALTH	139,132	44,718	94,414	11,750	5,364	6,386	127,382	39,354	88,028
0701 P VETERINARY MEDICAL SCIENCE	1,767	1,408	359	1,007	850	157	760	558	202
0704 T ANIMAL HEALTH TECHNICIAN	318	264	54	14	13	1	304	251	53
0799 O VETERINARY STUDENT TRAINEE	3	...	3	3	...	3
0700 VETERINARY MEDICAL SCIENCE	2,088	1,672	416	1,021	863	158	1,067	809	258
0801 P GENERAL ENGINEERING	18,171	16,295	1,876	4,889	4,593	296	13,282	11,702	1,580
0802 T ENGINEERING TECHNICIAN	17,552	15,728	1,824	790	764	26	16,762	14,964	1,798
0803 P SAFETY ENGINEERING	522	464	58	75	68	7	447	396	51
0804 P FIRE PROTECTION ENGINEERING	148	130	18	15	14	1	133	116	17
0806 P MATERIALS ENGINEERING	1,071	903	168	90	79	11	981	824	157
0807 P LANDSCAPE ARCHITECTURE	531	363	168	41	31	10	490	332	158
0808 P ARCHITECTURE	1,685	1,425	260	183	164	19	1,502	1,261	241
0809 T CONSTRUCTION CONTROL	2,317	2,228	89	95	94	1	2,222	2,134	88
0810 P CIVIL ENGINEERING	11,523	10,274	1,249	1,978	1,887	91	9,545	8,387	1,158
0817 T SURVEYING TECHNICIAN	622	586	36	12	12	...	610	574	36
0818 T ENGINEERING DRAFTING	287	227	60	7	5	2	280	222	58
0819 P ENVIRONMENTAL ENGINEERING	5,132	4,015	1,117	655	548	107	4,477	3,467	1,010
0828 A CONSTRUCTION ANALYST	383	345	38	11	11	...	372	334	38
0830 P MECHANICAL ENGINEERING	9,685	9,053	632	791	768	23	8,894	8,285	609
0840 P NUCLEAR ENGINEERING	2,178	2,041	137	347	334	13	1,831	1,707	124
0850 P ELECTRICAL ENGINEERING	4,228	3,863	365	282	271	11	3,946	3,592	354
0854 P COMPUTER ENGINEERING	2,322	1,889	433	161	140	21	2,161	1,749	412

1/P = PROFESSIONAL, A = ADMINISTRATIVE, T = TECHNICAL, C = CLERICAL, O = OTHER, * = SPLIT OCCUPATIONAL CATEGORY

TABLE W-H FULL-TIME CIVILIAN WHITE-COLLAR EMPLOYMENT BY OCCUPATION, SUPERVISORY POSITION, AND GENDER, ALL AREAS, SEPTEMBER 30, 1999

OCCUPATION CODES 1/ TITLES			TOTAL			SUPERVISORY			NON-SUPERVISORY		
			TOTAL	MEN	WOMEN	TOTAL	MEN	WOMEN	TOTAL	MEN	WOMEN
0855	P	ELECTRONICS ENGINEERING	21,612	19,807	1,805	2,091	1,994	97	19,521	17,813	1,708
0856	T	ELECTRONICS TECHNICIAN	9,529	9,033	496	451	440	11	9,078	8,593	485
0858	P	BIOMEDICAL ENGINEERING	275	204	71	87	69	18	188	135	53
0861	P	AEROSPACE ENGINEERING	7,585	6,787	798	746	699	47	6,839	6,088	751
0871	P	NAVAL ARCHITECTURE	769	708	61	107	104	3	662	604	58
0873	A	SHIP SURVEYING	126	125	1	12	12	...	114	113	1
0880	P	MINING ENGINEERING	238	226	12	36	36	...	202	190	12
0881	P	PETROLEUM ENGINEERING	329	294	35	41	39	2	288	255	33
0890	P	AGRICULTURAL ENGINEERING	368	323	45	24	24	...	344	299	45
0892	P	CERAMIC ENGINEERING	47	39	8	3	2	1	44	37	7
0893	P	CHEMICAL ENGINEERING	1,069	856	213	97	86	11	972	770	202
0894	P	WELDING ENGINEERING	39	38	1	10	10	...	29	28	1
0895	T	INDUSTRIAL ENGINEERING TECHNICIAN	1,093	887	206	69	57	12	1,024	830	194
0896	P	INDUSTRIAL ENGINEERING	1,272	1,066	206	185	167	18	1,087	899	188
0899	O	ENGINEERING AND ARCHITECTURE STUDENT TRAINEE	475	353	122	475	353	122
0800		ENGINEERING AND ARCHITECTURE	123,183	110,575	12,608	14,381	13,522	859	108,802	97,053	11,749
0904	P	LAW CLERK	317	135	182	317	135	182
0905	P	GENERAL ATTORNEY	26,321	16,068	10,253	4,566	3,158	1,408	21,755	12,910	8,845
0920	A	ESTATE TAX EXAMINING	2	1	1	2	1	1
0930	A	HEARINGS AND APPEALS	1,782	1,191	591	201	144	57	1,581	1,047	534
0935	P	ADMINISTRATIVE LAW JUDGE	1,309	1,145	164	54	47	7	1,255	1,098	157
0945	A	CLERK OF COURT	32	5	27	3	...	3	29	5	24
0950	A	PARALEGAL SPECIALIST	5,980	1,263	4,717	348	98	250	5,632	1,165	4,467
0958	A	PENSION LAW SPECIALIST	122	51	71	10	9	1	112	42	70
0962	T	CONTACT REPRESENTATIVE	23,250	6,144	17,106	1,143	357	786	22,107	5,787	16,320
0963	T	LEGAL INSTRUMENTS EXAMINING	2,636	575	2,061	195	45	150	2,441	530	1,911
0965	A	LAND LAW EXAMINING	249	38	211	14	4	10	235	34	201
0967	A	PASSPORT AND VISA EXAMINING	683	281	402	71	22	49	612	259	353
0986	*	LEGAL CLERICAL AND ASSISTANCE	9,398	867	8,531	458	25	433	8,940	842	8,098
0987	A	TAX LAW SPECIALIST	314	196	118	40	29	11	274	167	107
0990	*	GENERAL CLAIMS EXAMINING	3,861	912	2,949	22	8	14	3,839	904	2,935
0994	A	WORKERS' COMPENSATION CLAIMS EXAMINING	895	354	541	129	73	56	766	281	485
0992	T	LOSS AND DAMAGE CLAIMS EXAMINING	112	27	85	6	3	3	106	24	82
0993	A	RAILROAD RETIREMENT CLAIMS EXAMINING	223	78	145	10	5	5	213	73	140
0994	T	UNEMPLOYMENT COMPENSATION CLAIMS EXAMINING	30	9	21	1	1	...	29	8	21
0995	T	DEPENDENTS AND ESTATES CLAIMS EXAMINING	24	6	18	3	1	2	21	5	16
0996	A	VETERANS CLAIMS EXAMINING	4,113	2,086	2,027	266	173	93	3,847	1,913	1,934
0998	C	CLAIMS CLERICAL	4,690	869	3,821	71	13	58	4,619	856	3,763
0999	O	LEGAL OCCUPATIONS STUDENT TRAINEE	34	12	22	34	12	22
0900		LEGAL AND KINDRED	86,377	32,313	54,064	7,611	4,215	3,396	78,766	28,098	50,668
1001	*	GENERAL ARTS AND INFORMATION	3,304	1,612	1,692	418	281	137	2,886	1,331	1,555
1008	A	INTERIOR DESIGN	208	35	173	10	3	7	198	32	166
1010	T	EXHIBITS SPECIALIST	387	319	68	45	39	6	342	280	62
1015	P	MUSEUM CURATOR	397	229	168	129	82	47	268	147	121
1016	T	MUSEUM SPECIALIST AND TECHNICIAN	838	399	439	60	27	33	778	372	406
1020	T	ILLUSTRATING	488	297	191	32	26	6	456	271	185
1021	C	OFFICE DRAFTING	3	3	3	3	...
1035	A	PUBLIC AFFAIRS	4,391	1,790	2,601	618	329	289	3,773	1,461	2,312

1/P = PROFESSIONAL, A = ADMINISTRATIVE, T = TECHNICAL, C = CLERICAL, O = OTHER, * = SPLIT OCCUPATIONAL CATEGORY

TABLE W-H FULL-TIME CIVILIAN WHITE-COLLAR EMPLOYMENT BY OCCUPATION, SUPERVISORY POSITION, AND GENDER, ALL AREAS, SEPTEMBER 30, 1999

OCCUPATION CODES 1/ TITLES			TOTAL			SUPERVISORY			NON-SUPERVISORY		
			TOTAL	MEN	WOMEN	TOTAL	MEN	WOMEN	TOTAL	MEN	WOMEN
1040	A	LANGUAGE SPECIALIST	719	311	408	45	17	28	674	294	380
1046	C	LANGUAGE CLERICAL	45	7	38	45	7	38
1051	A	MUSIC SPECIALIST	19	16	3	3	3	...	16	13	3
1054	A	THEATER SPECIALIST	14	12	2	3	3	...	11	9	2
1056	A	ART SPECIALIST	92	47	45	59	35	24	33	12	21
1060	T	PHOTOGRAPHY	1,074	839	235	73	65	8	1,001	774	227
1071	A	AUDIOVISUAL PRODUCTION	1,104	866	238	134	112	22	970	754	216
1082	A	WRITING AND EDITING	1,477	443	1,034	99	42	57	1,378	401	977
1083	A	TECHNICAL WRITING AND EDITING	1,085	409	676	77	29	48	1,008	380	628
1084	A	VISUAL INFORMATION	1,888	1,011	877	191	139	52	1,697	872	825
1087	*	EDITORIAL ASSISTANCE	624	41	583	11	1	10	613	40	573
1099	O	INFORMATION AND ARTS STUDENT TRAINEE	40	14	26	40	14	26
1000		INFORMATION AND ARTS	18,197	8,700	9,497	2,007	1,233	774	16,190	7,467	8,723
1101	*	GENERAL BUSINESS AND INDUSTRY	21,004	9,505	11,499	4,130	3,011	1,119	16,874	6,494	10,380
1102	P	CONTRACTING	27,021	10,762	16,259	3,647	1,984	1,663	23,374	8,778	14,596
1103	A	INDUSTRIAL PROPERTY MANAGEMENT	606	332	274	25	20	5	581	312	269
1104	A	PROPERTY DISPOSAL	849	440	409	194	128	66	655	312	343
1105	T	PURCHASING	3,832	800	3,032	100	26	74	3,732	774	2,958
1106	*	PROCUREMENT CLERICAL AND TECHNICIAN	4,073	514	3,559	20	2	18	4,053	512	3,541
1107	*	PROPERTY DISPOSAL CLERICAL AND TECHNICIAN	270	71	199	270	71	199
1130	A	PUBLIC UTILITIES SPECIALIST	644	352	292	52	41	11	592	311	281
1140	A	TRADE SPECIALIST	728	400	328	108	76	32	620	324	296
1144	A	COMMISSARY MANAGEMENT	1,512	1,100	412	1,313	965	348	199	135	64
1145	A	AGRICULTURAL PROGRAM SPECIALIST	327	195	132	26	19	7	301	176	125
1146	A	AGRICULTURAL MARKETING	526	305	221	102	79	23	424	226	198
1147	A	AGRICULTURAL MARKET REPORTING	164	127	37	18	17	1	146	110	36
1150	A	INDUSTRIAL SPECIALIST	1,462	1,139	323	72	61	11	1,390	1,078	312
1152	T	PRODUCTION CONTROL	4,389	3,290	1,099	410	364	46	3,979	2,926	1,053
1160	A	FINANCIAL ANALYSIS	1,391	746	645	82	56	26	1,309	690	619
1161	A	CROP INSURANCE ADMINISTRATION
1162	A	CROP INSURANCE UNDERWRITING	73	60	13	10	10	...	63	50	13
1163	A	INSURANCE EXAMINING	47	39	8	7	7	...	40	32	8
1165	A	LOAN SPECIALIST	4,200	2,267	1,933	554	416	138	3,646	1,851	1,795
1169	A	INTERNAL REVENUE OFFICER	6,626	3,420	3,206	878	553	325	5,748	2,867	2,881
1170	A	REALTY	3,112	1,504	1,608	382	250	132	2,730	1,254	1,476
1171	A	APPRAISING	810	627	183	54	48	6	756	579	177
1173	A	HOUSING MANAGEMENT	2,224	842	1,382	651	297	354	1,573	545	1,028
1176	A	BUILDING MANAGEMENT	1,310	952	358	353	284	69	957	668	289
1199	O	BUSINESS AND INDUSTRY STUDENT TRAINEE	92	34	58	92	34	58
1100		BUSINESS AND INDUSTRY	87,292	39,823	47,469	13,188	8,714	4,474	74,104	31,109	42,995
1202	T	PATENT TECHNICIAN	13	2	11	13	2	11
1210	A	COPYRIGHT	172	72	100	172	72	100
1211	T	COPYRIGHT TECHNICIAN	76	44	32	76	44	32
1220	P	PATENT ADMINISTRATION	83	62	21	35	25	10	48	37	11
1221	P	PATENT ADVISER	31	21	10	4	4	...	27	17	10
1222	P	PATENT ATTORNEY	216	191	25	20	19	1	196	172	24
1223	P	PATENT CLASSIFYING	56	48	8	4	3	1	52	45	7
1224	P	PATENT EXAMINING	3,160	2,389	771	225	179	46	2,935	2,210	725

1/P = PROFESSIONAL, A = ADMINISTRATIVE, T = TECHNICAL, C = CLERICAL, O = OTHER, * = SPLIT OCCUPATIONAL CATEGORY

TABLE W-H FULL-TIME CIVILIAN WHITE-COLLAR EMPLOYMENT BY OCCUPATION, SUPERVISORY POSITION, AND GENDER, ALL AREAS, SEPTEMBER 30, 1999

OCCUPATION CODES 1/ TITLES	TOTAL			SUPERVISORY			NON-SUPERVISORY		
	TOTAL	MEN	WOMEN	TOTAL	MEN	WOMEN	TOTAL	MEN	WOMEN
1226 P DESIGN PATENT EXAMINING	56	24	32	5	4	1	51	20	31
1299 O COPYRIGHT AND PATENT STUDENT TRAINEE	1	...	1	1	...	1
1200 COPYRIGHT, PATENT, AND TRADE-MARK	3,864	2,853	1,011	293	234	59	3,571	2,619	952
1301 P GENERAL PHYSICAL SCIENCE	6,613	5,025	1,588	1,056	878	178	5,557	4,147	1,410
1306 P HEALTH PHYSICS	785	636	149	82	76	6	703	560	143
1310 P PHYSICS	2,765	2,551	214	314	299	15	2,451	2,252	199
1311 T PHYSICAL SCIENCE TECHNICIAN	2,271	1,587	684	134	120	14	2,137	1,467	670
1313 P GEOPHYSICS	419	378	41	32	31	1	387	347	40
1315 P HYDROLOGY	2,539	2,083	456	383	345	38	2,156	1,738	418
1316 T HYDROLOGIC TECHNICIAN	1,500	1,254	246	75	71	4	1,425	1,183	242
1320 P CHEMISTRY	6,040	4,298	1,742	679	544	135	5,361	3,754	1,607
1321 P METALLURGY	133	124	9	18	17	1	115	107	8
1330 P ASTRONOMY AND SPACE SCIENCE	482	438	44	49	44	5	433	394	39
1340 P METEOROLOGY	2,992	2,742	250	285	264	21	2,707	2,478	229
1341 T METEOROLOGICAL TECHNICIAN	987	886	101	153	144	9	834	742	92
1350 P GEOLOGY	1,745	1,414	331	137	115	22	1,608	1,299	309
1360 P OCEANOGRAPHY	666	541	125	79	71	8	587	470	117
1361 A NAVIGATIONAL INFORMATION	140	105	35	9	9	...	131	96	35
1370 P CARTOGRAPHY	1,101	847	254	161	135	26	940	712	228
1371 T CARTOGRAPHIC TECHNICIAN	1,094	670	424	18	10	8	1,076	660	416
1372 P GEODESY	87	68	19	10	8	2	77	60	17
1373 P LAND SURVEYING	448	428	20	58	58	...	390	370	20
1374 T GEODETIC TECHNICIAN	52	35	17	1	1	...	51	34	17
1380 P FOREST PRODUCTS TECHNOLOGY	35	29	6	5	5	...	30	24	6
1382 P FOOD TECHNOLOGY	213	142	71	44	38	6	169	104	65
1384 P TEXTILE TECHNOLOGY	69	30	39	5	3	2	64	27	37
1386 P PHOTOGRAPHIC TECHNOLOGY	27	27	27	27	...
1397 A DOCUMENT ANALYSIS	118	74	44	11	8	3	107	66	41
1399 O PHYSICAL SCIENCE STUDENT TRAINEE	149	88	61	149	88	61
1300 PHYSICAL SCIENCES	33,470	26,500	6,970	3,798	3,294	504	29,672	23,206	6,466
1410 P LIBRARIAN	2,612	860	1,752	443	117	326	2,169	743	1,426
1411 T LIBRARY TECHNICIAN	2,459	661	1,798	28	4	24	2,431	657	1,774
1412 A TECHNICAL INFORMATION SERVICES	1,196	334	862	115	38	77	1,081	296	785
1420 P ARCHIVIST	469	296	173	86	56	30	383	240	143
1421 * ARCHIVES TECHNICIAN	1,307	570	737	120	67	53	1,187	503	684
1499 O LIBRARY AND ARCHIVES STUDENT TRAINEE	2	1	1	2	1	1
1400 LIBRARY AND ARCHIVES	8,045	2,722	5,323	792	282	510	7,253	2,440	4,813
1510 P ACTUARY	190	143	47	28	25	3	162	118	44
1515 P OPERATIONS RESEARCH	3,217	2,420	797	470	389	81	2,747	2,031	716
1520 P MATHEMATICS	1,382	968	414	123	97	26	1,259	871	388
1521 T MATHEMATICS TECHNICIAN	14	5	9	14	5	9
1529 P MATHEMATICAL STATISTICIAN	1,192	791	401	169	127	42	1,023	664	359
1530 P STATISTICIAN	2,768	1,598	1,170	573	384	189	2,195	1,214	981
1531 * STATISTICAL ASSISTANT	1,383	181	1,202	55	8	47	1,328	173	1,155
1540 P CRYPTOGRAPHY
1541 T CRYPTANALYSIS	22	7	15	22	7	15
1550 P COMPUTER SCIENCE	3,379	2,336	1,043	295	205	90	3,084	2,131	953

1/ P = PROFESSIONAL, A = ADMINISTRATIVE, T = TECHNICAL, C = CLERICAL, O = OTHER, * = SPLIT OCCUPATIONAL CATEGORY

TABLE W-H FULL-TIME CIVILIAN WHITE-COLLAR EMPLOYMENT BY OCCUPATION, SUPERVISORY POSITION, AND GENDER, ALL AREAS, SEPTEMBER 30, 1999

OCCUPATION CODES 1/ TITLES	TOTAL			SUPERVISORY			NON-SUPERVISORY		
	TOTAL	MEN	WOMEN	TOTAL	MEN	WOMEN	TOTAL	MEN	WOMEN
1599 O MATHEMATICS AND STATISTICS STUDENT TRAINEE	77	56	21	77	56	21
1500 MATHEMATICS AND STATISTICS	13,624	8,505	5,119	1,713	1,235	478	11,911	7,270	4,641
1601 A GENERAL FACILITIES AND EQUIPMENT	2,538	2,218	320	1,488	1,424	64	1,050	794	256
1630 A CEMETERY ADMINISTRATION	107	88	19	93	78	15	14	10	4
1640 A FACILITY MANAGEMENT	1,726	1,585	141	854	818	36	872	767	105
1654 A PRINTING MANAGEMENT	978	594	384	168	143	25	810	451	359
1658 A LAUNDRY AND DRY CLEANING PLANT MANAGEMENT	150	130	20	81	72	9	69	58	11
1667 A STEWARD	303	268	35	254	228	26	49	40	9
1670 * EQUIPMENT SPECIALIST	6,355	5,774	581	421	399	22	5,934	5,375	559
1699 O EQUIPMENT AND FACILITIES MANAGEMENT STUDENT TRAINEE	7	3	4	7	3	4
1600 EQUIPMENT, FACILITIES, AND SERVICES	12,164	10,660	1,504	3,359	3,162	197	8,805	7,498	1,307
1701 P GENERAL EDUCATION AND TRAINING	10,622	3,456	7,166	1,459	421	1,038	9,163	3,035	6,128
1702 * EDUCATION AND TRAINING TECHNICIAN	7,574	1,353	6,221	292	107	185	7,282	1,246	6,036
1710 P EDUCATION AND VOCATIONAL TRAINING	5,489	1,711	3,778	502	282	220	4,987	1,429	3,558
1712 A TRAINING INSTRUCTION	4,954	3,783	1,171	581	485	96	4,373	3,298	1,075
1715 A VOCATIONAL REHABILITATION	489	363	126	30	26	4	459	337	122
1720 P EDUCATION PROGRAM	488	194	294	83	48	35	405	146	259
1725 P PUBLIC HEALTH EDUCATOR	88	26	62	17	5	12	71	21	50
1730 P EDUCATION RESEARCH	59	26	33	7	2	5	52	24	28
1740 P EDUCATION SERVICES	1,211	613	598	225	144	81	986	469	517
1750 P INSTRUCTIONAL SYSTEMS	1,641	901	740	379	227	152	1,262	674	588
1799 O EDUCATION STUDENT TRAINEE	17	5	12	17	5	12
1700 EDUCATION	32,632	12,431	20,201	3,575	1,747	1,828	29,057	10,684	18,373
1801 A GENERAL INSPECTION, INVESTIGATION, AND COMPLIANCE	11,205	7,138	4,067	1,887	1,349	538	9,318	5,789	3,529
1802 * COMPLIANCE INSPECTION AND SUPPORT	7,552	3,266	4,286	466	315	151	7,086	2,951	4,135
1810 A GENERAL INVESTIGATING	2,739	1,533	1,206	257	135	122	2,482	1,398	1,084
1811 A CRIMINAL INVESTIGATING	35,840	30,471	5,369	5,296	4,801	495	30,544	25,670	4,874
1812 A GAME LAW ENFORCEMENT	270	246	24	55	54	1	215	192	23
1815 A AIR SAFETY INVESTIGATING	90	80	10	16	14	2	74	66	8
1816 A IMMIGRATION INSPECTION	4,921	3,785	1,136	626	465	161	4,295	3,320	975
1822 A MINE SAFETY AND HEALTH	1,244	1,193	51	211	205	6	1,033	988	45
1825 A AVIATION SAFETY	3,702	3,443	259	422	389	33	3,280	3,054	226
1831 A SECURITIES COMPLIANCE EXAMINING	201	105	96	6	4	2	195	101	94
1850 A AGRICULTURAL COMMODITY WAREHOUSE EXAMINING	65	59	6	5	4	1	60	55	5
1854 A ALCOHOL, TOBACCO, AND FIREARMS INSPECTION	822	405	417	115	67	48	707	338	369
1862 T CONSUMER SAFETY INSPECTION	2,869	2,271	598	5	2	3	2,864	2,269	595
1863 T FOOD INSPECTION	3,878	2,282	1,596	16	15	1	3,862	2,267	1,595
1864 A PUBLIC HEALTH QUARANTINE INSPECTION	32	15	17	12	6	6	20	9	11
1884 O CUSTOMS PATROL OFFICER	23	21	2	2	2	...	21	19	2
1889 A IMPORT SPECIALIST	1,189	534	655	91	50	41	1,098	484	614
1890 A CUSTOMS INSPECTION	7,459	5,794	1,665	1,040	858	182	6,419	4,936	1,483
1894 A CUSTOMS ENTRY AND LIQUIDATING	477	118	359	126	31	95	351	87	264
1895 T CUSTOMS WAREHOUSE OFFICER
1896 O BORDER PATROL AGENT	8,265	7,888	377	1,346	1,297	49	6,919	6,591	328
1897 * CUSTOMS AID	955	307	648	12	6	6	943	301	642
1898 A ADMEASUREMENT	8	7	1	1	1	...	7	6	1
1899 O INVESTIGATION STUDENT TRAINEE	91	47	44	91	47	44
1800 INVESTIGATION	93,897	71,008	22,889	12,013	10,070	1,943	81,884	60,938	20,946

1/P = PROFESSIONAL, A = ADMINISTRATIVE, T = TECHNICAL, C = CLERICAL, O = OTHER, * = SPLIT OCCUPATIONAL CATEGORY

124

TABLE W-H FULL-TIME CIVILIAN WHITE-COLLAR EMPLOYMENT BY OCCUPATION, SUPERVISORY POSITION, AND GENDER, ALL AREAS, SEPTEMBER 30, 1999

OCCUPATION CODES 1/ TITLES			TOTAL			SUPERVISORY			NON-SUPERVISORY		
			TOTAL	MEN	WOMEN	TOTAL	MEN	WOMEN	TOTAL	MEN	WOMEN
1910	A	QUALITY ASSURANCE	7,956	6,854	1,102	505	466	39	7,451	6,388	1,063
1980	T	AGRICULTURAL COMMODITY GRADING	1,900	1,271	629	245	225	20	1,655	1,046	609
1981	T	AGRICULTURAL COMMODITY AID	170	115	55	170	115	55
1999	O	QUALITY INSPECTION STUDENT TRAINEE	2	2	2	2	...
1900		QUALITY ASSURANCE, INSPECTION, AND GRADING	10,028	8,242	1,786	750	691	59	9,278	7,551	1,727
2001	*	GENERAL SUPPLY	3,804	2,130	1,674	834	584	250	2,970	1,546	1,424
2003	A	SUPPLY PROGRAM MANAGEMENT	4,538	2,551	1,987	1,159	781	378	3,379	1,770	1,609
2005	*	SUPPLY CLERICAL AND TECHNICIAN	14,252	6,312	7,940	560	309	251	13,692	6,003	7,689
2010	A	INVENTORY MANAGEMENT	5,388	2,107	3,281	595	313	282	4,793	1,794	2,999
2030	A	DISTRIBUTION FACILITIES AND STORAGE MANAGEMENT	683	534	149	317	273	44	366	261	105
2032	A	PACKAGING	259	179	80	21	16	5	238	163	75
2050	A	SUPPLY CATALOGING	102	36	66	8	5	3	94	31	63
2091	C	SALES STORE CLERICAL	2,235	204	2,031	293	30	263	1,942	174	1,768
2099	O	SUPPLY STUDENT TRAINEE	11	3	8	11	3	8
2000		SUPPLY	31,272	14,056	17,216	3,787	2,311	1,476	27,485	11,745	15,740
2101	A	TRANSPORTATION SPECIALIST	8,136	6,973	1,163	905	771	134	7,231	6,202	1,029
2102	*	TRANSPORTATION CLERK AND ASSISTANT	3,990	1,255	2,735	225	85	140	3,765	1,170	2,595
2110	A	TRANSPORTATION INDUSTRY ANALYSIS	110	71	39	18	15	3	92	56	36
2121	A	RAILROAD SAFETY	403	380	23	9	9	...	394	371	23
2123	A	MOTOR CARRIER SAFETY	289	215	74	289	215	74
2125	A	HIGHWAY SAFETY	245	171	74	36	26	10	209	145	64
2130	A	TRAFFIC MANAGEMENT	1,730	935	795	498	331	167	1,232	604	628
2131	*	FREIGHT RATE	574	174	400	49	20	29	525	154	371
2135	T	TRANSPORTATION LOSS AND DAMAGE CLAIMS EXAMINING	119	26	93	3	...	3	116	26	90
2144	T	CARGO SCHEDULING	42	29	13	7	6	1	35	23	12
2150	A	TRANSPORTATION OPERATIONS	1,297	977	320	296	241	55	1,001	736	265
2151	C	DISPATCHING	431	285	146	16	13	3	415	272	143
2152	A	AIR TRAFFIC CONTROL	23,926	20,558	3,368	3,600	3,156	444	20,326	17,402	2,924
2154	T	AIR TRAFFIC ASSISTANCE	489	362	127	20	15	5	469	347	122
2161	A	MARINE CARGO	46	37	9	8	5	3	38	32	6
2181	T	AIRCRAFT OPERATION	2,668	2,637	31	484	484	...	2,184	2,153	31
2183	T	AIR NAVIGATION	318	312	6	36	36	...	282	276	6
2185	T	AIRCREW TECHNICIAN	1,032	1,001	31	146	143	3	886	858	28
2199	O	TRANSPORTATION STUDENT TRAINEE	19	13	6	19	13	6
2100		TRANSPORTATION	45,864	36,411	9,453	6,356	5,356	1,000	39,508	31,055	8,453
2299		UNSPECIFIED WHITE-COLLAR SERIES	395	224	171	46	31	15	349	193	156
2200		UNSPECIFIED	395	224	171	46	31	15	349	193	156

1/P = PROFESSIONAL, A = ADMINISTRATIVE, T = TECHNICAL, C = CLERICAL, O = OTHER, * = SPLIT OCCUPATIONAL CATEGORY

CHARACTERISTICS OF FEDERAL CIVILIAN BLUE-COLLAR WORKERS

Employment Totals by Gender

The occupational survey as of September 30, 1999, covered 229,485 full-time Federal civilian employees in trades and labor occupations, collectively referred to as blue-collar occupations. **Appendix I** gives a description of the survey population coverage; the major exclusions of blue-collar workers are foreign nationals employed overseas and employees of the U.S. Postal Service.

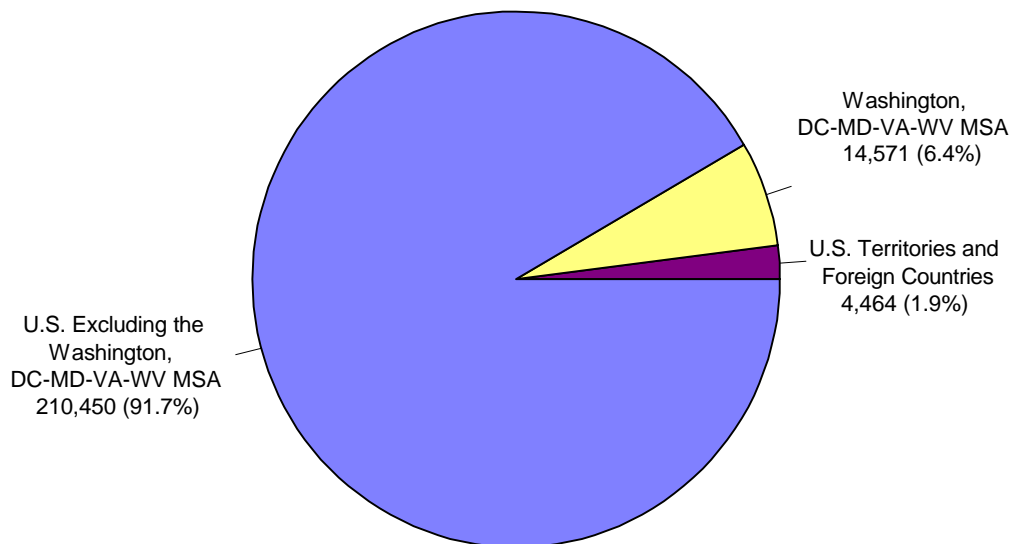
Most blue-collar workers were men (207,772 or 90.5 percent); women held 21,713 (9.5 percent) of the blue-collar jobs. Tables **B-A1, B-A2, B-C** and **W-D** display blue-collar employment by gender in the columns. Since the September 1997 survey, blue-collar employment dropped by 19,254 (-7.7 percent); men decreased by 18,212 (-8.1 percent) and women decreased by 1,042 (-4.6 percent).

Major Geographic Areas

While 1.9 percent (4,464) of the blue-collar employees worked overseas and 6.4 percent (14,571) were located in the Washington, District of Columbia - Maryland - Virginia - West Virginia Metropolitan Statistical Area (MSA), most blue-collar employees had duty stations throughout the 50 States (91.7 percent or 210,450). Figure 1 below illustrates the distribution of blue-collar employment by major geographic area. Tables **B-A1, B-A2, and B-C** display blue-collar employment by major geographic area.

Blue-collar employment declined over the past 2 years in all the major geographic areas: in the Nation's Capital by 1,138 (-7.2 percent), in the remaining United States by 17,377 (-7.6 percent), and in overseas locations by 739 (-14.2 percent).

FIGURE 1 - BLUE-COLLAR EMPLOYMENT BY MAJOR GEOGRAPHIC AREA
SEPTEMBER 30, 1999

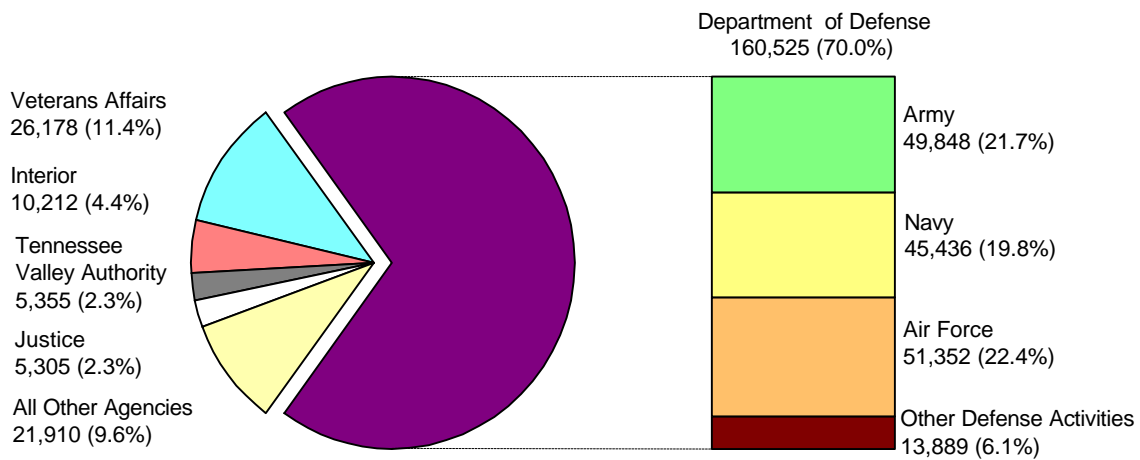


Major Agencies

The Department of Defense employed over two-thirds of blue-collar workers in the following components: Air Force (51,352); Army (49,848); Navy (45,436); Defense Logistics Agency (8,346); and all other Defense agencies (5,543, mostly in the Defense Commissary Agency). The other major blue-collar employers were the Department of Veterans Affairs (26,178); Department of the Interior (10,212); Tennessee Valley Authority (5,355); and Department of Justice (5,305). **Figure 2** below shows the distribution of Federal blue-collar workers for these agencies. Tables **B-A1** and **B-B** display blue-collar employment by selected agency.

Agency blue-collar employment levels have changed considerably since September 1997. Large decreases occurred in five agencies: Navy (down 5,408 or -10.6 percent); Air Force (down 4,979 or -8.8 percent); Army (down 4,710 or -8.6 percent); Defense Logistics Agency (down 2,478 or -22.9 percent); and Veterans Affairs (down 1,379 or -5.0 percent). Five agencies had moderate increases in their blue-collar workforces: Justice (up 263 or 5.2 percent); other Defense activities (up 232 or 4.4 percent) excluding Army, Navy, Air Force, and Defense Logistics Agency; Treasury (up 156 or 4.3 percent); Interior (up 116 or 1.1 percent); and Agriculture (up 114 or 3.4 percent).

FIGURE 2 - BLUE-COLLAR EMPLOYMENT BY SELECTED DEPARTMENTS AND AGENCIES
SEPTEMBER 30, 1999



Occupational Series

Blue-collar workers are classified into 410 different occupations and the 375 occupations with employment are shown on Tables **B-A2, B-B, B-C and B-D**.

There was one new occupation since the last survey, Hazardous Waste Disposing code 6913. Abolished occupations are discussed in **Appendix I** Survey Changes and any employee records with abolished occupations were recoded to the appropriate occupation. Occupations ranged in size from many occupations with fewer than 10 employees each to 13,308 employees in series 6907 Materials Handler in September 1999.

There were 20 occupations with at least 3,000 blue-collar employees as of September 1997 or 1999 as shown in **Table B1** below; these 20 occupations comprised 57 percent of the 1999 blue-collar workforce. Department of Veterans Affairs cutbacks caused the declines in Custodial Workers, Food Service Workers, and Cooks whereas Department of Defense cutbacks caused all the other declines listed below.

For blue-collar women, the 16 major occupations with 300 or more women were: Food Service Worker with 3,405 women; Custodial Worker 2,305; Materials Handler 1,748; Cook 1,227; Store Worker 994; Miscellaneous General Services and Support Work 649; Laborer 627; Electronics Mechanic 518; Tools and Parts Attendant 510; Materials Examiner and Identifier 427; Sheet Metal Mechanic 419; Packing 407; Laundry Worker 364; Motor Vehicle Operator 361; Maintenance Mechanic 348; and Fabric Worker 304.

Since September 1997, Food Service Work lost 371 women and Custodial Work lost 158 women due to Veterans Affairs cutbacks. Materials Handling lost 262 women and Packing lost 174 women due to Defense cutbacks. Store Workers added 218 women due to Defense hires. Miscellaneous General Services and Support Work added 144 women due to Agriculture hires.

**Table B1 - BLUE-COLLAR OCCUPATIONS WITH 3,000 OR MORE EMPLOYEES
SEPTEMBER 1997 OR 1999**

Occupation Code	Series Title	1997 Employment	1999 Employment	Change	Percent Change
6907	Materials Handler	15,539	13,308	-2,231	-14.4
4749	Maintenance Mechanic	12,124	11,631	-493	-4.1
3566	Custodial Worker	11,942	11,374	-568	-4.8
8852	Aircraft Mechanic	11,907	11,121	-786	-6.6
5803	Heavy Mobile Equipment Mechanic	10,199	9,493	-706	-6.9
2604	Electronics Mechanic	8,064	7,410	-654	-8.1
5703	Motor Vehicle Operator	7,317	6,715	-602	-8.2
3806	Sheet Metal Mechanic	7,254	6,541	-713	-9.8
7408	Food Service Worker	7,052	6,463	-589	-8.4
2805	Electrician	6,016	5,392	-624	-10.4
5823	Automotive Mechanic	5,817	5,374	-443	-7.6
3502	Laborer	5,389	4,936	-453	-8.4
3414	Machinist	4,741	4,616	-125	-2.6
4204	Pipefitter	4,547	4,171	-376	-8.3
2610	Electronic Integrated Systems Mechanic	4,200	3,978	-222	-5.3
7404	Cook	3,988	3,869	-119	-3.0
4102	Painter	4,236	3,751	-485	-11.4
8602	Aircraft Engine Mechanic	4,212	3,728	-484	-11.5
5716	Engineering Equipment Operator	3,403	3,333	-70	-2.1
2810	Electrician (High Voltage)	3,373	3,262	-111	-3.3

Job Families and Employment Trends

The 410 different blue-collar occupations are organized into 37 job family groups. Three of every four blue-collar employees (170,659 or 74.3 percent) worked in these

12 job families: Warehousing and Stock Handling (22,647); General Maintenance and Operation (17,992); General Services and Support Work (17,783); Transportation/Mobile Equipment Maintenance (15,879); Electronic Equipment Installation and Maintenance (14,682); Transportation/Mobile Equipment Operation (14,286); Aircraft Overhaul (13,536); Electrical Installation and Maintenance (12,074); Food Preparation and Serving (11,851); Industrial Equipment Maintenance (10,713); Industrial Equipment Operation (9,631); and Metal Work (9,585). Tables **B-A2**, **B-B**, **B-C** and **B-D** display blue-collar employment by occupations and job families.

During the past 2 years, 4 job families dropped over a thousand workers: Warehousing and Stock Handling down 2,806 or -11.0 percent; Transportation/Mobile Equipment Operation down 1,237 or -8.0 percent; Transportation/Mobile Equipment Maintenance down 1,202 or -7.0 percent; and Electronic Equipment Installation and Maintenance down 1,186 or -7.5 percent.

Compared to the -7.7 percent overall blue-collar decline, 8 job families decreased by more than 12 percent, each due mostly to Defense Department cutbacks: Film Processing -66.7 percent (down 10); Lens and Crystal Work -33.3 percent (down 15); Ammunition, Explosives, and Toxic Materials Work -23.7 percent (down 484); Packing and Processing -19.8 percent (down 575); Printing -19.8 percent (down 522); Machine Tool Work -14.7 percent (down 930); Wire Communication Equipment Installation and Maintenance -14.4 percent (down 109); and Wood Work -13.5 percent (down 638). The only blue-collar group to gain employees was the Vessel Jobs Excluded From Federal Wage System group up 143 or 4.2 percent due to Navy hires. The following **Table B2** presents the large blue-collar job families with 2,750 or more employees in September 1999 with numerical and percentage changes from September 1997.

Table B2 also displays 1979 through 1999 trend data for the larger blue-collar families. Blue-collar employment has declined steadily over the years due to agency reductions, contracting out, and the changing nature of Federal agency functions.

From 1979 to 1999, blue-collar employment dropped by half (down 228,242 or -49.9 percent). Eight job families dropped by more than 10,000 employees: General Services and Support Work (down 22,059 or -55.4 percent), Transportation/Mobile Equipment Operation (down 14,841 or -51.0 percent), Plumbing (down 13,955 or -71.1 percent), Electrical Installation and Maintenance (down 13,378 or -52.6 percent), Machine Tool Work (down 13,119 or -70.8 percent), Metal Work (down 12,945 or -57.5 percent), Food Preparation and Serving (down 12,625 or -51.6 percent), and Warehousing and Stock Handling (down 11,591 or -33.9 percent). Only General Maintenance and Operation increased over the past 20 years, up 553 or 3.2 percent.

Average Annual Base Salaries

Average annualized salary data are computed using basic rates of pay and exclude overtime pay, premium pay for night work or hazardous duty, and post differentials or cost-of-living allowances paid to employees serving outside the 48 contiguous States. Blue-collar pay rates are determined on a prevailing rate basis by locality. The worldwide average salary for the blue-collar workforce as of September 30, 1999, was \$36,428; average salaries for blue-collar men and women were \$37,102 and \$29,975, respectively. Average salaries rose 5.7 percent (by \$1,950) from September 1997 to September 1999; men's salaries rose \$2,042 (5.8 percent) and women's salaries rose \$1,277 (4.4 percent).

September 1999 blue-collar average salaries in the major geographic areas were: \$38,171 in the Washington, DC-MD-VA-WV Metropolitan Statistical Area (MSA); \$36,433 in the remaining United States; and \$30,503 overseas. Since September 1997, average salaries increased in the Washington, DC-MD-VA-WV MSA by \$2,499 (7.0 percent); in the rest of the United States by \$1,926 (5.6 percent); and overseas by \$900 (3.0 percent). **Table B-C** displays average annual salaries for blue-collar employment by occupation, job family group, major geographic area, and gender.

The highest September 1999 average salaries were in the printing job family: \$50,353 for men and \$41,534 for women. The lowest average salaries were in general services and support work: \$24,137 for men and \$22,801 for women.

**TABLE B2 - TREND OF FULL-TIME CIVILIAN BLUE-COLLAR EMPLOYMENT BY SELECTED JOB FAMILY GROUP AS OF OCTOBER 31, 1979-1985
AND SEPTEMBER 30, 1987-1999 (EXCLUDES U.S. POSTAL SERVICE AND FOREIGN NATIONALS EMPLOYED OVERSEAS)**

JOB FAMILY GROUP	1979	1981	1983	1985	1987	1989	1991	1993	1995	1997	1999	CHANGE 1997-99	PERCENT CHANGE 1997-99
TOTAL.....	457,727	452,069	431,792	423,094	404,250	382,632	359,376	323,413	282,141	248,739	229,485	-19,254	-7.7
2600 ELECTRONIC EQUIPMENT INSTALLATION & MAINTENANCE.....	24,680	23,865	25,023	25,262	24,821	23,653	22,514	20,813	17,650	15,868	14,682	-1,186	-7.5
2800 ELECTRICAL INSTALLATION & MAINTENANCE.....	25,452	24,453	24,201	23,195	21,970	20,789	19,365	17,267	14,810	12,939	12,074	-865	-6.7
3400 MACHINE TOOL WORK.....	18,533	17,991	16,066	15,208	14,192	13,040	11,788	9,747	7,607	6,344	5,414	-930	-14.7
3500 GENERAL SERVICES & SUPPORT WORK.....	39,842	37,720	35,052	32,529	31,967	28,155	27,702	25,284	22,427	18,672	17,783	-889	-4.8
3700 METAL PROCESSING.....	9,031	9,166	9,024	9,125	8,754	8,436	7,998	7,045	5,837	5,107	4,734	-373	-7.3
3800 METAL WORK.....	22,530	25,579	24,041	23,307	21,315	20,929	19,134	16,135	12,901	10,423	9,585	-838	-8.0
4100 PAINTING & PAPERHANGING.....	10,090	10,207	9,700	9,770	9,409	8,541	7,467	6,636	5,366	4,471	3,986	-485	-10.8
4200 PLUMBING & PIPEFITTING.....	19,622	18,640	16,721	15,272	13,844	12,603	10,959	8,972	7,406	6,170	5,667	-503	-8.2
4600 WOOD WORK.....	13,689	12,707	10,273	10,061	9,170	8,255	7,378	6,488	5,726	4,740	4,102	-638	-13.5
4700 GENERAL MAINTENANCE & OPERATION.....	17,439	17,415	19,108	20,141	20,207	20,950	21,650	21,305	19,312	18,722	17,992	-730	-3.9
5300 INDUSTRIAL EQUIPMENT MAINTENANCE.....	19,637	19,928	21,590	21,632	20,770	19,979	18,407	16,212	13,540	11,635	10,713	-922	-7.9
5400 INDUSTRIAL EQUIPMENT OPERATION.....	18,039	18,061	17,649	17,113	16,397	15,309	13,972	13,013	11,754	10,404	9,631	-773	-7.4
5700 TRANSPORTATION/MOBILE EQUIPMENT OPERATION.....	29,127	28,627	27,599	26,016	24,035	22,268	21,676	19,536	17,092	15,523	14,286	-1,237	-8.0
5800 TRANSPORTATION/MOBILE EQUIPMENT MAINTENANCE.....	24,306	23,041	22,365	23,516	23,130	22,473	20,939	19,694	17,880	17,081	15,879	-1,202	-7.0
6600 ARMAMENT WORK.....	5,270	5,311	5,651	6,003	6,041	5,724	5,387	4,895	4,031	3,473	3,214	-259	-7.5
6900 WAREHOUSING & STOCK HANDLING.....	34,238	39,762	40,564	40,940	39,260	37,513	36,424	32,579	29,145	25,453	22,647	-2,806	-11.0
7000 PACKING & PROCESSING.....	8,507	8,761	8,039	8,476	7,523	7,016	5,757	4,995	3,954	2,900	2,325	-575	-19.8
7400 FOOD PREPARATION & SERVING.....	24,476	22,680	21,252	20,824	19,794	18,012	16,970	15,279	14,435	12,607	11,851	-756	-6.0
8200 FLUID SYSTEMS MAINTENANCE.....	4,048	4,398	4,632	4,614	4,555	4,427	3,752	3,351	3,195	3,175	2,994	-181	-5.7
8600 ENGINE OVERHAUL.....	5,448	5,538	5,724	6,088	5,769	5,417	5,090	4,635	4,463	4,334	3,846	-488	-11.3
8800 AIRCRAFT OVERHAUL.....	16,518	17,200	16,754	17,337	17,203	16,546	16,955	16,226	14,741	14,036	13,536	-500	-3.6
9900 VESSEL JOBS EXCLUDED FROM THE FEDERAL WAGE SYSTEM*.....	8,194	2,545	4,190	5,061	4,482	4,711	4,645	4,032	3,666	3,372	3,515	+143	4.2
ALL OTHER FAMILIES.....	59,011	58,474	46,574	41,604	39,642	37,886	33,447	29,274	25,203	21,290	19,029	-2,261	-10.6

NOTE THAT TABLE DISPLAYS THOSE GROUPS WITH 2,750 OR MORE EMPLOYEES AS OF SEPTEMBER 30, 1997 OR 1999.

* Formerly the 5900 group in 1979 and the 9800 group in 1981-1987.

Supervisory Status

Ten percent of blue-collar employees were supervisors in September 1999. Men comprised 90.5 percent of the blue-collar workforce and held 93.7 percent of supervisory positions. This employment pattern was unchanged from September 1997. Overall blue-collar employment declined by 7.7 percent and blue-collar

supervisors also decreased by 7.0 percent. The following **Table B3** presents blue-collar employment by major geographic area, gender, and supervisory status. **Table B-D** displays blue-collar employment by occupation, job family, supervisory position, and gender.

**Table B3 - FULL-TIME FEDERAL CIVILIAN BLUE-COLLAR EMPLOYMENT
BY MAJOR GEOGRAPHIC AREA, GENDER, AND SUPERVISORY STATUS
SEPTEMBER 30, 1999**

Major Geographic Area and Gender	Total	Supervisors	Non-Supervisors
All Areas			
Total	229,485	23,010	206,475
Men	207,772	21,581	186,191
Women	21,713	1,429	20,284
United States Excluding Washington, DC-MD-VA-WV Metropolitan Statistical Area (MSA)			
Total	210,450	21,318	189,132
Men	191,479	20,038	171,441
Women	18,971	1,280	17,691
Washington, DC-MD-VA-WV MSA			
Total	14,571	1,277	13,294
Men	12,445	1,144	11,301
Women	2,126	133	1,993
Overseas			
Total	4,464	415	4,049
Men	3,848	399	3,449
Women	616	16	600

BLUE-COLLAR STATISTICAL TABLES INDEX

	Page
Table B-A1 Full-Time Civilian Blue-Collar Employment by Selected Agency, Major Geographic Area, and Gender, September 30, 1999	133
Table B-A2 Full-Time Civilian Blue-Collar Employment by Occupation, Major Geographic Area, and Gender, September 30, 1999	134
Table B-B Full-Time Civilian Blue-Collar Employment by Occupation and Selected Agency, September 30, 1999	143
Table B-C Full-Time Civilian Blue-Collar Employment and Average Salary by Occupation, Major Geographic Area, and Gender, September 30, 1999	157
Table B-D Full-Time Civilian Blue-Collar Employment by Occupation, Supervisory Position, and Gender, September 30, 1999	165



TABLE B-A1 FULL-TIME CIVILIAN BLUE-COLLAR EMPLOYMENT BY AGENCY, MAJOR GEOGRAPHIC AREA, AND GENDER, SEPTEMBER 30, 1999

AGENCY	ALL AREAS			WASHINGTON, DC-MD-VA-WV MSA*			UNITED STATES EXCLUDING WASHINGTON, DC-MD-VA-WV MSA*			OVERSEAS		
	TOTAL	MEN	WOMEN	TOTAL	MEN	WOMEN	TOTAL	MEN	WOMEN	TOTAL	MEN	WOMEN
GRAND TOTAL	229,485	207,772	21,713	14,571	12,445	2,126	210,450	191,479	18,971	4,464	3,848	616
ARCHITECT OF THE CAPITOL	1,225	952	273	1,225	952	273
GOVERNMENT PRINTING OFFICE	1,459	1,099	360	1,431	1,077	354	28	22	6
LIBRARY OF CONGRESS	95	84	11	95	84	11
OTHER LEGISLATIVE BRANCH	36	31	5	36	31	5
EXECUTIVE OFFICE OF THE PRESIDENT	79	66	13	79	66	13
DEPARTMENT OF STATE	67	58	9	64	55	9	3	3
DEPARTMENT OF TREASURY	3,765	3,120	645	1,277	1,057	220	2,484	2,060	424	4	3	1
DEPARTMENT OF THE ARMY	49,848	46,870	2,978	1,657	1,468	189	47,035	44,489	2,546	1,156	913	243
DEPARTMENT OF THE NAVY	45,436	42,790	2,646	1,778	1,654	124	42,604	40,142	2,462	1,054	994	60
DEPARTMENT OF THE AIR FORCE	51,352	48,002	3,350	957	902	55	49,747	46,517	3,230	648	583	65
DEFENSE LOGISTICS AGENCY	8,346	6,997	1,349	51	45	6	8,160	6,828	1,332	135	124	11
OTHER DEFENSE ACTIVITIES	5,543	4,218	1,325	595	495	100	4,051	3,035	1,016	897	688	209
DEPARTMENT OF JUSTICE	5,305	4,837	468	373	297	76	4,907	4,517	390	25	23	2
DEPARTMENT OF INTERIOR	10,212	9,374	838	916	845	71	9,229	8,465	764	67	64	3
DEPARTMENT OF AGRICULTURE	3,456	2,564	892	269	250	19	3,170	2,298	872	17	16	1
DEPARTMENT OF COMMERCE	953	834	119	379	341	38	574	493	81
DEPARTMENT OF HEALTH AND HUMAN SERVICES	2,498	2,013	485	711	607	104	1,785	1,404	381	2	2	...
DEPARTMENT OF TRANSPORTATION	2,169	2,106	63	22	21	1	2,114	2,052	62	33	33	...
DEPARTMENT OF ENERGY	1,296	1,236	60	53	50	3	1,243	1,186	57
DEPARTMENT OF VETERANS AFFAIRS	26,178	21,137	5,041	487	396	91	25,403	20,473	4,930	288	268	20
ARMED FORCES RETIREMENT HOME	243	168	75	219	144	75	24	24
FEDERAL EMERGENCY MANAGEMENT AGENCY	169	158	11	129	121	8	40	37	3
GENERAL SERVICES ADMINISTRATION	1,986	1,865	121	518	458	60	1,458	1,397	61	10	10	...
INTERNATIONAL BOUNDARY AND WATER COMMISSION:												
UNITED STATES AND MEXICO	104	104	104	104
NATIONAL AERONAUTICS AND SPACE ADMINISTRATION	282	254	28	51	49	2	231	205	26
PANAMA CANAL COMMISSION	127	126	1	127	126	1
PRESIDIO TRUST	181	174	7	181	174	7
SMITHSONIAN INSTITUTION	924	725	199	869	673	196	54	51	3	1	1	...
SOCIAL SECURITY ADMINISTRATION	399	357	42	17	15	2	382	342	40
TENNESSEE VALLEY AUTHORITY	5,355	5,080	275	5,355	5,080	275
U.S. INFORMATION AGENCY	149	142	7	129	122	7	20	20
OTHER EXECUTIVE BRANCH	248	231	17	184	170	14	64	61	3

*MSA is Metropolitan Statistical Area



TABLE B-A2 FULL-TIME CIVILIAN BLUE-COLLAR EMPLOYMENT BY OCCUPATION, MAJOR GEOGRAPHIC AREA, AND GENDER, SEPTEMBER 30, 1999

OCCUPATION CODES TITLES		ALL AREAS			WASHINGTON, DC-MD-VA-WV METROPOLITAN STATISTICAL AREA			UNITED STATES EXCLUDING WASHINGTON, DC-MD-VA-WV METROPOLITAN STATISTICAL AREA			OVERSEAS		
		TOTAL	MEN	WOMEN	TOTAL	MEN	WOMEN	TOTAL	MEN	WOMEN	TOTAL	MEN	WOMEN
GRAND TOTAL		229,485	207,772	21,713	14,571	12,445	2,126	210,450	191,479	18,971	4,464	3,848	616
2501	MISCELLANEOUS WIRE COMMUNICATION EQUIPMENT INSTALLATION AND MAINTENANCE	14	12	2	3	2	1	11	10	1
2502	TELECOMMUNICATIONS MECHANIC	514	491	23	16	15	1	464	443	21	34	33	1
2504	WIRE COMMUNICATIONS CABLE SPLICING	105	102	3	91	88	3	14	14	...
2508	COMMUNICATIONS LINE INSTALLING AND REPAIRING	14	14	12	12	...	2	2	...
2500	WIRE COMMUNICATIONS EQUIPMENT INSTALLATION AND MAINTENANCE	647	619	28	19	17	2	578	553	25	50	49	1
2601	MISCELLANEOUS ELECTRONIC EQUIPMENT INSTALLATION AND MAINTENANCE	376	346	30	89	84	5	286	261	25	1	1	...
2602	ELECTRONIC MEASUREMENT EQUIPMENT MECHANIC	1,245	1,174	71	15	15	...	1,170	1,101	69	60	58	2
2604	ELECTRONICS MECHANIC	7,410	6,892	518	168	160	8	7,166	6,657	509	76	75	1
2606	ELECTRONIC INDUSTRIAL CONTROLS MECHANIC	1,078	1,052	26	153	151	2	920	896	24	5	5	...
2608	ELECTRONIC DIGITAL COMPUTER MECHANIC	595	564	31	10	10	...	568	539	29	17	15	2
2610	ELECTRONIC INTEGRATED SYSTEMS MECHANIC	3,978	3,797	181	57	54	3	3,896	3,720	176	25	23	2
2600	ELECTRONIC EQUIPMENT INSTALLATION AND MAINTENANCE	14,682	13,825	857	492	474	18	14,006	13,174	832	184	177	7
2801	MISCELLANEOUS ELECTRICAL INSTALLATION AND MAINTENANCE	215	195	20	13	13	...	200	180	20	2	2	...
2805	ELECTRICIAN	5,392	5,230	162	569	564	5	4,723	4,567	156	100	99	1
2810	ELECTRICIAN (HIGH VOLTAGE)	3,262	3,181	81	128	127	1	3,069	2,990	79	65	64	1
2854	ELECTRICAL EQUIPMENT REPAIRING	888	804	84	14	14	...	862	780	82	12	10	2
2892	AIRCRAFT ELECTRICIAN	2,317	2,125	192	17	17	...	2,296	2,104	192	4	4	...
2800	ELECTRICAL INSTALLATION AND MAINTENANCE	12,074	11,535	539	741	735	6	11,150	10,621	529	183	179	4
3101	MISCELLANEOUS FABRIC AND LEATHER WORK	39	30	9	39	30	9
3103	SHOE REPAIRING	5	5	...	1	1	...	4	4
3105	FABRIC WORKING	1,092	788	304	14	8	6	1,075	777	298	3	3	...
3106	UPHOLSTERING	136	113	23	18	18	...	118	95	23
3111	SEWING MACHINE OPERATING	197	15	182	6	2	4	190	13	177	1	...	1
3119	BROOM AND BRUSH MAKING	8	7	1	8	7	1
3100	FABRIC AND LEATHER WORK	1,477	958	519	39	29	10	1,434	926	508	4	3	1
3301	MISCELLANEOUS INSTRUMENT WORK	9	9	9	9
3306	OPTICAL INSTRUMENT REPAIRING	275	253	22	3	3	...	271	249	22	1	1	...
3314	INSTRUMENT MAKING	406	387	19	30	30	...	376	357	19
3359	INSTRUMENT MECHANIC	1,057	906	151	25	25	...	1,010	859	151	22	22	...
3364	PROJECTION EQUIPMENT REPAIRING	7	6	1	1	1	...	6	5	1
3300	INSTRUMENT WORK	1,754	1,561	193	59	59	...	1,672	1,479	193	23	23	...
3401	MISCELLANEOUS MACHINE TOOL WORK	297	287	10	4	4	...	290	280	10	3	3	...
3414	MACHINING	4,616	4,413	203	136	133	3	4,467	4,267	200	13	13	...
3416	TOOLMAKING	461	459	2	4	4	...	455	453	2	2	2	...
3417	TOOL GRINDING	31	31	31	31
3422	POWER SAW OPERATING	4	4	...	3	3	...	1	1
3428	DIE SINKING	5	5	5	5
3400	MACHINE TOOL WORK	5,414	5,199	215	147	144	3	5,249	5,037	212	18	18	...
3501	MISCELLANEOUS GENERAL SERVICES AND SUPPORT WORK	944	295	649	20	10	10	902	272	630	22	13	9
3502	LABORING	4,936	4,309	627	655	587	68	4,181	3,632	549	100	90	10
3508	PIPELINE WORKING	9	9	9	9
3511	LABORATORY WORKING	118	79	39	45	23	22	71	54	17	2	2	...

TABLE B-A2 FULL-TIME CIVILIAN BLUE-COLLAR EMPLOYMENT BY OCCUPATION, MAJOR GEOGRAPHIC AREA, AND GENDER, SEPTEMBER 30, 1999

OCCUPATION		ALL AREAS			WASHINGTON, DC-MD-VA-WV METROPOLITAN STATISTICAL AREA			UNITED STATES EXCLUDING WASHINGTON, DC-MD-VA-WV METROPOLITAN STATISTICAL AREA			OVERSEAS			
		CODES	TITLES	TOTAL	MEN	WOMEN	TOTAL	MEN	WOMEN	TOTAL	MEN	WOMEN		
3513	COIN/CURRENCY CHECKING		268	127	141	153	69	84	115	58	57
3515	LABORATORY SUPPORT WORKING		35	28	7	6	6	...	29	22	7
3543	STEVEDORING		62	58	4	49	45	4	13	13	...
3546	RAILROAD REPAIRING		37	37	37	37
3566	CUSTODIAL WORKING		11,374	9,069	2,305	1,218	536	682	10,035	8,438	1,597	121	95	26
3500	GENERAL SERVICES AND SUPPORT WORK		17,783	14,011	3,772	2,097	1,231	866	15,428	12,567	2,861	258	213	45
3601	MISCELLANEOUS STRUCTURAL AND FINISHING WORK		76	73	3	3	3	...	73	70	3
3602	CEMENT FINISHING		95	95	...	7	7	...	87	87	...	1	1	...
3603	MASONRY		606	601	5	96	95	1	462	458	4	48	48	...
3604	TILE SETTING		60	59	1	3	3	...	57	56	1
3605	PLASTERING		72	71	1	16	16	...	56	55	1
3606	ROOFING		124	124	...	11	11	...	113	113
3609	FLOOR COVERING INSTALLING		37	37	...	5	5	...	32	32
3610	INSULATING		765	692	73	41	38	3	723	653	70	1	1	...
3611	GLAZING		28	28	...	3	3	...	25	25
3653	ASPHALT WORKING		28	28	...	2	2	...	26	26
3600	STRUCTURAL AND FINISHING WORK		1,891	1,808	83	187	183	4	1,654	1,575	79	50	50	...
3701	MISCELLANEOUS METAL PROCESSING		108	96	12	106	94	12	2	2	...
3702	FLAME/ARC CUTTING		4	4	4	4
3703	WELDING		2,824	2,731	93	49	49	...	2,748	2,656	92	27	26	1
3705	NONDESTRUCTIVE TESTING		875	747	128	10	9	1	864	737	127	1	1	...
3707	METALIZING		110	91	19	110	91	19
3708	METAL PROCESS WORKING		12	12	...	1	1	...	11	11
3711	ELECTROPLATING		421	376	45	1	1	...	420	375	45
3712	HEAT TREATING		138	122	16	138	122	16
3722	COLD WORKING		1	1	1	1
3725	BATTERY REPAIRING		68	65	3	11	11	...	57	54	3
3727	BUFFING AND POLISHING		67	36	31	67	36	31
3735	METAL PHOTOTRANSFERRING		11	10	1	11	10	1
3736	CIRCUIT BOARD MAKING		18	17	1	18	17	1
3741	FURNACE OPERATING		5	5	5	5
3769	SHOT PEENING MACHINE OPERATING		72	64	8	72	64	8
3700	METAL PROCESSING		4,734	4,377	357	72	71	1	4,632	4,277	355	30	29	1
3801	MISCELLANEOUS METAL WORK		462	437	25	5	5	...	457	432	25
3802	METAL FORGING		39	39	39	39
3806	SHEET METAL MECHANIC		6,541	6,122	419	154	154	...	6,326	5,908	418	61	60	1
3807	STRUCTURAL/ORNAMENTAL IRON WORKING		37	35	2	4	3	1	33	32	1
3808	BOILERMAKING		560	531	29	1	1	...	556	527	29	3	3	...
3809	MOBILE EQUIPMENT METAL MECHANIC		378	372	6	7	7	...	352	346	6	19	19	...
3815	PNEUMATIC TOOL OPERATING		3	3	3	3
3816	ENGRAVING		15	9	6	1	1	...	14	8	6
3818	SPRINGMAKING		3	3	3	3
3819	AIRFRAME JIG FITTING		4	4	4	4
3820	SHIPFITTING		1,001	964	37	999	962	37	2	2	...
3830	BLACKSMITHING		3	3	...	1	1	...	2	2
3832	MEDAL MAKING		5	4	1	5	4	1
3833	TRANSFER ENGRAVING		3	3	3	3
3858	METAL TANK AND RADIATOR REPAIRING		54	51	3	54	51	3
3869	METAL FORMING MACHINE OPERATING		440	368	72	440	368	72
3872	METAL TUBE MAKING, INSTALLING, AND REPAIRING		37	36	1	37	36	1

TABLE B-A2 FULL-TIME CIVILIAN BLUE-COLLAR EMPLOYMENT BY OCCUPATION, MAJOR GEOGRAPHIC AREA, AND GENDER, SEPTEMBER 30, 1999

OCCUPATION CODES TITLES	ALL AREAS			WASHINGTON, DC-MD-VA-WV METROPOLITAN STATISTICAL AREA			UNITED STATES EXCLUDING WASHINGTON, DC-MD-VA-WV METROPOLITAN STATISTICAL AREA			OVERSEAS		
	TOTAL	MEN	WOMEN	TOTAL	MEN	WOMEN	TOTAL	MEN	WOMEN	TOTAL	MEN	WOMEN
3800 METAL WORK	9,585	8,984	601	173	172	1	9,327	8,728	599	85	84	1
3901 MISCELLANEOUS MOTION PICTURE, RADIO, TELEVISION, AND SOUND EQUIPMENT OPERATING	50	49	1	17	17	...	33	32	1
3910 MOTION PICTURE PROJECTION	19	13	6	7	4	3	12	9	3
3911 SOUND RECORDING EQUIPMENT OPERATING	6	5	1	1	...	1	5	5
3919 TELEVISION EQUIPMENT OPERATING	5	5	...	5	5
3940 BROADCASTING EQUIPMENT OPERATING	128	120	8	116	110	6	12	10	2
3941 PUBLIC ADDRESS EQUIPMENT OPERATING	8	8	8	8
3900 MOTION PICTURE, RADIO, TELEVISION, AND SOUND EQUIPMENT OPERATING	216	200	16	146	136	10	70	64	6
4001 MISCELLANEOUS LENS AND CRYSTAL WORK	1	1	1	1
4005 OPTICAL ELEMENT WORKING	2	1	1	2	1	1
4010 PRESCRIPTION EYEGLASS MAKING	27	25	2	26	25	1	1	...	1
4000 LENS AND CRYSTAL WORK	30	27	3	29	27	2	1	...	1
4101 MISCELLANEOUS PAINTING AND PAPERHANGING	59	45	14	59	45	14
4102 PAINTING	3,751	3,565	186	239	231	8	3,464	3,286	178	48	48	...
4103 PAPERHANGING	14	14	14	14
4104 SIGN PAINTING	162	141	21	8	8	...	150	129	21	4	4	...
4100 PAINTING AND PAPERHANGING	3,986	3,765	221	247	239	8	3,687	3,474	213	52	52	...
4201 MISCELLANEOUS PLUMBING AND PIPEFITTING	74	71	3	13	13	...	61	58	3
4204 PIPEFITTING	4,171	4,064	107	344	343	1	3,820	3,714	106	7	7	...
4206 PLUMBING	1,244	1,228	16	93	92	1	1,097	1,082	15	54	54	...
4255 FUEL DISTRIBUTION SYSTEMS MECHANIC	178	177	1	2	2	...	167	166	1	9	9	...
4200 PLUMBING AND PIPEFITTING	5,667	5,540	127	452	450	2	5,145	5,020	125	70	70	...
4301 MISCELLANEOUS PLIABLE MATERIALS WORK	71	67	4	71	67	4
4351 PLASTIC MOLDING EQUIPMENT OPERATING	14	11	3	14	11	3
4352 PLASTIC FABRICATING	390	342	48	390	342	48
4360 RUBBER PRODUCTS MOLDING	29	26	3	29	26	3
4361 RUBBER EQUIPMENT REPAIRING	39	29	10	39	29	10
4370 GLASSBLOWING	2	2	...	1	1	...	1	1
4371 PLASTER PATTERN CASTING	3	2	1	3	2	1
4373 MOLDING	35	35	35	35
4300 PLIABLE MATERIALS WORK	583	514	69	1	1	...	582	513	69
4401 MISCELLANEOUS PRINTING	290	215	75	240	178	62	49	36	13	1	1	...
4402 BINDERY WORKING	489	326	163	339	213	126	148	112	36	2	1	1
4403 HAND COMPOSING	144	101	43	144	101	43
4405 FILM ASSEMBLY-STRIPPING	22	17	5	13	10	3	9	7	2
4406 LETTERPRESS OPERATING	128	118	10	71	66	5	57	52	5
4413 NEGATIVE ENGRAVING	52	40	12	51	40	11	1	...	1
4414 OFFSET PHOTOGRAPHY	80	63	17	46	35	11	30	25	5	4	3	1
4416 PLATEMAKING	55	47	8	47	40	7	8	7	1
4417 OFFSET PRESS OPERATING	433	396	37	274	256	18	153	134	19	6	6	...
4419 SILK SCREEN MAKING AND PRINTING	28	23	5	28	23	5
4425 PHOTOENGRAVING	23	20	3	23	20	3
4441 BOOKBINDING	136	129	7	102	98	4	34	31	3
4445 BANK NOTE DESIGNING	3	3	...	3	3
4446 BANK NOTE ENGRAVING	13	12	1	11	10	1	2	2

136

TABLE B-A2 FULL-TIME CIVILIAN BLUE-COLLAR EMPLOYMENT BY OCCUPATION, MAJOR GEOGRAPHIC AREA, AND GENDER, SEPTEMBER 30, 1999

OCCUPATION CODES TITLES		ALL AREAS			WASHINGTON, DC-MD-VA-WV METROPOLITAN STATISTICAL AREA			UNITED STATES EXCLUDING WASHINGTON, DC-MD-VA-WV METROPOLITAN STATISTICAL AREA			OVERSEAS		
		TOTAL	MEN	WOMEN	TOTAL	MEN	WOMEN	TOTAL	MEN	WOMEN	TOTAL	MEN	WOMEN
4447	SCULPTURAL ENGRAVING	1	1	...	1	1
4448	SIDEROGRAPHIC TRANSFERRING	6	6	...	6	6
4449	ELECTROLYTIC INTAGLIO PLATEMAKING	22	22	...	15	15	...	7	7
4454	INTAGLIO PRESS OPERATING	196	186	10	114	107	7	82	79	3
4400	PRINTING	2,121	1,725	396	1,500	1,199	301	608	515	93	13	11	2
4601	MISCELLANEOUS WOOD WORK	37	34	3	7	6	1	29	27	2	1	1	...
4602	BLOCKING AND BRACING	218	206	12	4	4	...	214	202	12
4604	WOOD WORKING	730	685	45	12	12	...	705	660	45	13	13	...
4605	WOOD CRAFTING	438	425	13	119	117	2	309	299	10	10	9	1
4607	CARPENTRY	2,461	2,441	20	263	260	3	2,136	2,119	17	62	62	...
4616	PATTERNMAKING	35	35	35	35
4618	WOODWORKING MACHINE OPERATING	129	122	7	1	1	...	128	121	7
4639	TIMBER WORKING	45	45	45	45
4654	FORM BLOCK MAKING	9	8	1	9	8	1
4600	WOOD WORK	4,102	4,001	101	406	400	6	3,610	3,516	94	86	85	1
4701	MISCELLANEOUS GENERAL MAINTENANCE AND OPERATIONS WORK	2,431	2,349	82	194	190	4	2,147	2,069	78	90	90	...
4714	MODEL MAKING	403	399	4	73	73	...	330	326	4
4715	EXHIBITS MAKING/MODELING	85	85	...	4	4	...	81	81
4716	RAILROAD CAR REPAIRING	13	13	13	13
4717	BOAT BUILDING AND REPAIRING	73	71	2	73	71	2
4737	GENERAL EQUIPMENT MECHANIC	238	232	6	2	2	...	235	229	6	1	1	...
4741	GENERAL EQUIPMENT OPERATING	49	49	...	5	5	...	44	44
4742	UTILITY SYSTEMS REPAIRING-OPERATING	2,334	2,300	34	600	591	9	1,725	1,700	25	9	9	...
4745	RESEARCH LABORATORY MECHANIC	139	130	9	1	1	...	138	129	9
4749	MAINTENANCE MECHANIC	11,631	11,283	348	913	884	29	10,596	10,281	315	122	118	4
4754	CEMETERY CARETAKING	596	582	14	46	44	2	533	522	11	17	16	1
4700	GENERAL MAINTENANCE AND OPERATIONS WORK	17,992	17,493	499	1,838	1,794	44	15,915	15,465	450	239	234	5
4801	MISCELLANEOUS GENERAL EQUIPMENT MAINTENANCE	440	424	16	8	8	...	429	413	16	3	3	...
4804	LOCKSMITHING	320	304	16	38	36	2	277	263	14	5	5	...
4805	MEDICAL EQUIPMENT REPAIRING	356	331	25	17	17	...	335	311	24	4	3	1
4806	OFFICE APPLIANCE REPAIRING	51	48	3	4	4	...	47	44	3
4807	CHEMICAL EQUIPMENT REPAIRING	19	19	18	18	...	1	1	...
4808	CUSTODIAL EQUIPMENT SERVICING	9	9	...	1	1	...	8	8
4812	SAW RECONDITIONING	7	7	...	1	1	...	6	6
4816	PROTECTIVE AND SAFETY EQUIPMENT FABRICATING AND REPAIRING	75	61	14	75	61	14
4818	AIRCRAFT SURVIVAL AND FLIGHT EQUIPMENT REPAIRING	580	521	59	16	13	3	560	504	56	4	4	...
4819	BOWLING EQUIPMENT REPAIRING	22	21	1	18	17	1	4	4	...
4839	FILM PROCESSING EQUIPMENT REPAIRING	8	8	8	8
4840	TOOL AND EQUIPMENT REPAIRING	124	106	18	4	3	1	114	97	17	6	6	...
4843	NAVIGATION AIDS REPAIRING	7	7	7	7
4844	BICYCLE REPAIRING	2	2	2	2
4845	ORTHOPEDIC APPLIANCE REPAIRING	4	4	4	4
4848	MECHANICAL PARTS REPAIRING	49	44	5	49	44	5
4850	BEARING RECONDITIONING	65	45	20	65	45	20
4851	RECLAMATION WORKING	2	2	2	2
4855	DOMESTIC APPLIANCE REPAIRING	17	16	1	13	12	1	4	4	...
4800	GENERAL EQUIPMENT MAINTENANCE	2,157	1,979	178	89	83	6	2,037	1,866	171	31	30	1
5001	MISCELLANEOUS PLANT AND ANIMAL WORK	192	141	51	73	37	36	119	104	15

TABLE B-A2 FULL-TIME CIVILIAN BLUE-COLLAR EMPLOYMENT BY OCCUPATION, MAJOR GEOGRAPHIC AREA, AND GENDER, SEPTEMBER 30, 1999

OCCUPATION CODES TITLES		ALL AREAS			WASHINGTON, DC-MD-VA-WV METROPOLITAN STATISTICAL AREA			UNITED STATES EXCLUDING WASHINGTON, DC-MD-VA-WV METROPOLITAN STATISTICAL AREA			OVERSEAS		
		TOTAL	MEN	WOMEN	TOTAL	MEN	WOMEN	TOTAL	MEN	WOMEN	TOTAL	MEN	WOMEN
5002	FARMING	46	43	3	3	3	...	41	38	3	2	2	...
5003	GARDENING	1,034	958	76	248	227	21	776	721	55	10	10	...
5026	PEST CONTROLLING	427	415	12	28	27	1	384	374	10	15	14	1
5031	INSECTS PRODUCTION WORKING	90	71	19	1	...	1	89	71	18
5034	DAIRY FARMING	7	7	7	7
5035	LIVESTOCK RANCHING/WRANGLING	27	26	1	27	26	1
5042	TREE TRIMMING AND REMOVING	76	76	...	40	40	...	36	36
5048	ANIMAL CARETAKING	448	375	73	120	97	23	328	278	50
5000	PLANT AND ANIMAL WORK	2,347	2,112	235	513	431	82	1,807	1,655	152	27	26	1
5201	MISCELLANEOUS OCCUPATIONS	276	249	27	19	17	2	250	225	25	7	7	...
5205	GAS AND RADIATION DETECTING	62	54	8	62	54	8
5210	RIGGING	1,642	1,608	34	46	45	1	1,587	1,554	33	9	9	...
5220	SHIPWRIGHT	331	319	12	331	319	12
5221	LOFTING	41	41	41	41
5235	TEST RANGE TRACKING	15	15	15	15
5200	MISCELLANEOUS OCCUPATIONS	2,367	2,286	81	65	62	3	2,286	2,208	78	16	16	...
5301	MISCELLANEOUS INDUSTRIAL EQUIPMENT MAINTENANCE	798	780	18	119	113	6	679	667	12
5306	AIR CONDITIONING EQUIPMENT MECHANIC	2,715	2,675	40	283	282	1	2,340	2,301	39	92	92	...
5309	HEATING AND BOILER PLANT EQUIPMENT MECHANIC	575	569	6	38	38	...	534	528	6	3	3	...
5310	KITCHEN/BAKERY EQUIPMENT REPAIRING	62	62	...	3	3	...	58	58	...	1	1	...
5312	SEWING MACHINE REPAIRING	8	8	8	8
5313	ELEVATOR MECHANIC	151	151	...	89	89	...	60	60	...	2	2	...
5317	LAUNDRY AND DRY CLEANING EQUIPMENT REPAIRING	46	45	1	46	45	1
5318	LOCK AND DAM REPAIRING	477	471	6	477	471	6
5323	OILING AND GREASING	55	53	2	1	1	...	54	52	2
5330	PRINTING EQUIPMENT REPAIRING	8	8	...	7	7	...	1	1
5334	MARINE MACHINERY MECHANIC	1,731	1,671	60	6	6	...	1,709	1,649	60	16	16	...
5335	WIND TUNNEL MECHANIC	3	3	3	3
5350	PRODUCTION MACHINERY MECHANIC	574	554	20	10	10	...	563	543	20	1	1	...
5352	INDUSTRIAL EQUIPMENT MECHANIC	1,422	1,395	27	44	44	...	1,347	1,321	26	31	30	1
5364	DOOR SYSTEMS MECHANIC	36	36	...	2	2	...	34	34
5365	PHYSIOLOGICAL TRAINER MECHANIC	14	14	14	14
5378	POWERED SUPPORT SYSTEMS MECHANIC	2,028	1,983	45	51	51	...	1,945	1,900	45	32	32	...
5384	GASDYNAMIC FACILITY INSTALLING AND REPAIRING	10	9	1	10	9	1
5300	INDUSTRIAL EQUIPMENT MAINTENANCE	10,713	10,487	226	653	646	7	9,882	9,664	218	178	177	1
5401	MISCELLANEOUS INDUSTRIAL EQUIPMENT OPERATION	371	350	21	95	95	...	275	254	21	1	1	...
5402	BOILER PLANT OPERATOR	1,887	1,868	19	200	197	3	1,673	1,657	16	14	14	...
5403	INCINERATOR OPERATING	39	38	1	6	6	...	33	32	1
5406	UTILITY SYSTEMS OPERATOR	686	660	26	65	61	4	594	575	19	27	24	3
5407	ELECTRICAL POWER CONTROLLING	2,137	1,987	150	23	22	1	2,106	1,957	149	8	8	...
5408	WASTEWATER TREATMENT PLANT OPERATING	440	425	15	26	25	1	407	393	14	7	7	...
5409	WATER TREATMENT PLANT OPERATING	473	441	32	57	57	...	404	374	30	12	10	2
5413	FUEL DISTRIBUTION SYSTEM OPERATING	951	926	25	20	19	1	889	867	22	42	40	2
5414	BALING MACHINE OPERATING	30	25	5	23	19	4	7	6	1
5415	AIR CONDITIONING EQUIPMENT OPERATING	245	239	6	17	14	3	227	224	3	1	1	...
5419	STATIONARY-ENGINE OPERATING	50	50	...	28	28	...	17	17	...	5	5	...
5423	SANDBLASTING	339	327	12	3	3	...	335	323	12	1	1	...
5424	WEIGHING MACHINE OPERATING	44	38	6	44	38	6
5426	LOCK AND DAM OPERATING	1,364	1,310	54	1,353	1,299	54	11	11	...
5427	CHEMICAL PLANT OPERATING	78	75	3	11	11	...	67	64	3

TABLE B-A2 FULL-TIME CIVILIAN BLUE-COLLAR EMPLOYMENT BY OCCUPATION, MAJOR GEOGRAPHIC AREA, AND GENDER, SEPTEMBER 30, 1999

OCCUPATION CODES TITLES		ALL AREAS			WASHINGTON, DC-MD-VA-WV METROPOLITAN STATISTICAL AREA			UNITED STATES EXCLUDING WASHINGTON, DC-MD-VA-WV METROPOLITAN STATISTICAL AREA			OVERSEAS		
		TOTAL	MEN	WOMEN	TOTAL	MEN	WOMEN	TOTAL	MEN	WOMEN	TOTAL	MEN	WOMEN
5430	DRAWBRIDGE OPERATING	4	4	4	4
5433	GAS GENERATING PLANT OPERATING	14	14	14	14
5435	CARTON/BAG MAKING MACHINE OPERATING	22	21	1	22	21	1
5438	ELEVATOR OPERATING	20	5	15	19	5	14	1	...	1
5439	TESTING EQUIPMENT OPERATING	38	30	8	2	1	1	36	29	7
5440	PACKAGING MACHINE OPERATING	167	99	68	167	99	68
5444	FOOD/FEED PROCESSING EQUIPMENT OPERATING	7	7	...	2	2	...	5	5
5446	TEXTILE EQUIPMENT OPERATING	32	29	3	32	29	3
5450	CONVEYOR OPERATING	6	5	1	1	1	...	5	4	1
5454	SOLVENT STILL OPERATING	7	5	2	7	5	2
5455	PAPER PULPING MACHINE OPERATING	16	14	2	6	5	1	10	9	1
5478	PORTABLE EQUIPMENT OPERATING	11	11	9	9	...	2	2	...
5479	DREDGING EQUIPMENT OPERATING	53	52	1	53	52	1
5484	COUNTING MACHINE OPERATING	74	61	13	74	61	13
5485	AIRCRAFT WEIGHT AND BALANCE OPERATING	16	14	2	16	14	2
5486	SWIMMING POOL OPERATING	10	9	1	10	9	1
5400	INDUSTRIAL EQUIPMENT OPERATION	9,631	9,139	492	604	571	33	8,896	8,444	452	131	124	7
5701	MISCELLANEOUS TRANSPORTATION/MOBILE EQUIPMENT OPERATION	425	409	16	77	68	9	336	329	7	12	12	...
5703	MOTOR VEHICLE OPERATING	6,715	6,354	361	918	867	51	5,552	5,252	300	245	235	10
5704	FORK LIFT OPERATING	649	597	52	70	66	4	561	515	46	18	16	2
5705	TRACTOR OPERATING	960	928	32	71	68	3	863	836	27	26	24	2
5706	ROAD SWEEPER OPERATING	38	37	1	10	9	1	28	28
5707	TANK DRIVING	1	1	1	1
5716	ENGINEERING EQUIPMENT OPERATING	3,333	3,302	31	115	114	1	3,197	3,168	29	21	20	1
5725	CRANE OPERATING	888	879	9	8	8	...	869	860	9	11	11	...
5729	DRILL RIG OPERATING	149	147	2	3	3	...	127	126	1	19	18	1
5736	BRAKING-SWITCHING AND CONDUCTING	90	85	5	90	85	5
5737	LOCOMOTIVE ENGINEERING	82	78	4	82	78	4
5738	RAILROAD MAINTENANCE VEHICLE OPERATING	30	29	1	30	29	1
5767	AIRFIELD CLEARING EQUIPMENT OPERATING	131	129	2	131	129	2
5782	SHIP OPERATING	184	181	3	113	111	2	71	70	1
5784	RIVERBOAT OPERATING	113	113	113	113
5786	SMALL CRAFT OPERATING	242	232	10	5	5	...	230	220	10	7	7	...
5788	DECKHAND	256	248	8	3	3	...	250	242	8	3	3	...
5700	TRANSPORTATION/MOBILE EQUIPMENT OPERATION	14,286	13,749	537	1,280	1,211	69	12,573	12,122	451	433	416	17
5801	MISCELLANEOUS TRANSPORTATION/MOBILE EQUIPMENT MAINTENANCE	695	684	11	13	13	...	656	647	9	26	24	2
5803	HEAVY MOBILE EQUIPMENT MECHANIC	9,493	9,366	127	87	87	...	9,260	9,134	126	146	145	1
5806	MOBILE EQUIPMENT SERVICING	198	188	10	7	7	...	186	178	8	5	3	2
5823	AUTOMOTIVE MECHANIC	5,374	5,305	69	199	196	3	5,047	4,983	64	128	126	2
5876	ELECTROMOTIVE EQUIPMENT MECHANIC	119	117	2	13	11	2	101	101	...	5	5	...
5800	TRANSPORTATION/MOBILE EQUIPMENT MAINTENANCE	15,879	15,660	219	319	314	5	15,250	15,043	207	310	303	7
6501	MISCELLANEOUS AMMUNITION, EXPLOSIVES, AND TOXIC MATERIALS WORK	531	441	90	3	3	...	518	428	90	10	10	...
6502	EXPLOSIVES OPERATING	659	525	134	68	40	28	584	478	106	7	7	...
6505	MUNITIONS DESTROYING	71	67	4	70	66	4	1	1	...
6511	MISSILE/TOXIC MATERIALS HANDLING	233	209	24	233	209	24
6517	EXPLOSIVES TEST OPERATING	63	61	2	2	2	...	61	59	2

TABLE B-A2 FULL-TIME CIVILIAN BLUE-COLLAR EMPLOYMENT BY OCCUPATION, MAJOR GEOGRAPHIC AREA, AND GENDER, SEPTEMBER 30, 1999

OCCUPATION CODES TITLES	ALL AREAS			WASHINGTON, DC-MD-VA-WV METROPOLITAN STATISTICAL AREA			UNITED STATES EXCLUDING WASHINGTON, DC-MD-VA-WV METROPOLITAN STATISTICAL AREA			OVERSEAS		
	TOTAL	MEN	WOMEN	TOTAL	MEN	WOMEN	TOTAL	MEN	WOMEN	TOTAL	MEN	WOMEN
6500 AMMUNITION, EXPLOSIVES, AND TOXIC MATERIALS WORK	1,557	1,303	254	73	45	28	1,466	1,240	226	18	18	...
6601 MISCELLANEOUS ARMAMENT WORK	80	79	1	79	78	1	1	1	...
6605 ARTILLERY REPAIRING	315	306	9	12	12	...	302	293	9	1	1	...
6606 ARTILLERY TESTING	37	37	37	37
6610 SMALL ARMS REPAIRING	348	336	12	8	8	...	338	326	12	2	2	...
6641 ORDNANCE EQUIPMENT MECHANIC	1,057	1,016	41	38	38	...	1,019	978	41
6652 AIRCRAFT ORDNANCE SYSTEMS MECHANIC	1,368	1,341	27	19	18	1	1,348	1,322	26	1	1	...
6656 SPECIAL WEAPONS SYSTEMS MECHANIC	9	9	9	9
6600 ARMAMENT WORK	3,214	3,124	90	77	76	1	3,132	3,043	89	5	5	...
6901 MISCELLANEOUS WAREHOUSING AND STOCK HANDLING	551	447	104	103	60	43	435	374	61	13	13	...
6902 LUMBER HANDLING	2	2	2	2
6903 COAL HANDLING	188	185	3	3	3	...	185	182	3
6904 TOOLS AND PARTS ATTENDING	2,162	1,652	510	26	21	5	2,110	1,609	501	26	22	4
6907 MATERIALS HANDLING	13,308	11,560	1,748	832	706	126	11,912	10,334	1,578	564	520	44
6910 MATERIALS EXPEDITING	805	641	164	19	16	3	773	613	160	13	12	1
6912 MATERIALS EXAMINING AND IDENTIFYING	2,298	1,871	427	21	18	3	2,203	1,786	417	74	67	7
6913 HAZARDOUS WASTE DISPOSING	163	147	16	3	3	...	157	141	16	3	3	...
6914 STORE WORKING	2,741	1,747	994	163	109	54	2,144	1,384	760	434	254	180
6941 BULK MONEY HANDLING	298	214	84	148	109	39	150	105	45
6968 AIRCRAFT FREIGHT LOADING	131	118	13	128	115	13	3	3	...
6900 WAREHOUSING AND STOCK HANDLING	22,647	18,584	4,063	1,318	1,045	273	20,199	16,645	3,554	1,130	894	236
7001 MISCELLANEOUS PACKING AND PROCESSING	63	57	6	62	56	6	1	1	...
7002 PACKING	1,745	1,338	407	21	17	4	1,708	1,309	399	16	12	4
7004 PRESERVATION PACKAGING	8	6	2	8	6	2
7006 PRESERVATION SERVICING	159	140	19	158	140	18	1	...	1
7009 EQUIPMENT CLEANING	347	331	16	6	6	...	340	324	16	1	1	...
7010 PARACHUTE PACKING	3	3	3	3
7000 PACKING AND PROCESSING	2,325	1,875	450	27	23	4	2,279	1,838	441	19	14	5
7301 MISCELLANEOUS LAUNDRY, DRY CLEANING, AND PRESSING	58	50	8	5	3	2	53	47	6
7304 LAUNDRY WORKING	1,008	644	364	16	7	9	981	629	352	11	8	3
7305 LAUNDRY MACHINE OPERATING	350	314	36	3	3	...	343	307	36	4	4	...
7306 PRESSING	28	16	12	27	16	11	1	...	1
7307 DRY CLEANING	5	3	2	5	3	2
7300 LAUNDRY, DRY CLEANING, AND PRESSING	1,449	1,027	422	24	13	11	1,409	1,002	407	16	12	4
7401 MISCELLANEOUS FOOD PREPARATION AND SERVING	35	28	7	13	8	5	17	17	...	5	3	2
7402 BAKING	55	47	8	3	1	2	48	43	5	4	3	1
7404 COOKING	3,869	2,642	1,227	139	77	62	3,527	2,426	1,101	203	139	64
7405 BARTENDING	1	...	1	1	...	1
7407 MEATCUTTER	1,412	1,240	172	77	64	13	1,245	1,094	151	90	82	8
7408 FOOD SERVICE WORKING	6,463	3,058	3,405	369	136	233	5,661	2,676	2,985	433	246	187
7420 WAITER	16	10	6	12	9	3	4	1	3
7400 FOOD PREPARATION AND SERVING	11,851	7,025	4,826	602	286	316	10,510	6,265	4,245	739	474	265
7601 MISCELLANEOUS PERSONAL SERVICES	310	273	37	7	6	1	303	267	36
7603 BARBERING	34	22	12	1	1	...	33	21	12
7641 BEAUTICIAN	2	...	2	2	...	2
7600 PERSONAL SERVICES	346	295	51	8	7	1	338	288	50

TABLE B-A2 FULL-TIME CIVILIAN BLUE-COLLAR EMPLOYMENT BY OCCUPATION, MAJOR GEOGRAPHIC AREA, AND GENDER, SEPTEMBER 30, 1999

OCCUPATION CODES TITLES		ALL AREAS			WASHINGTON, DC-MD-VA-WV METROPOLITAN STATISTICAL AREA			UNITED STATES EXCLUDING WASHINGTON, DC-MD-VA-WV METROPOLITAN STATISTICAL AREA			OVERSEAS		
		TOTAL	MEN	WOMEN	TOTAL	MEN	WOMEN	TOTAL	MEN	WOMEN	TOTAL	MEN	WOMEN
8201	MISCELLANEOUS FLUID SYSTEMS MAINTENANCE	82	80	2	81	79	2	1	1	...
8255	PNEUDRAULIC SYSTEMS MECHANIC	1,441	1,265	176	5	5	...	1,431	1,255	176	5	5	...
8268	AIRCRAFT PNEUDRAULIC SYSTEMS MECHANIC	1,471	1,434	37	21	21	...	1,449	1,412	37	1	1	...
8200	FLUID SYSTEMS MAINTENANCE	2,994	2,779	215	26	26	...	2,961	2,746	215	7	7	...
8601	MISCELLANEOUS ENGINE OVERHAUL	3	3	3	3
8602	AIRCRAFT ENGINE MECHANIC	3,728	3,511	217	48	47	1	3,672	3,456	216	8	8	...
8610	SMALL ENGINE MECHANIC	91	90	1	6	6	...	85	84	1
8675	LIQUID FUEL ROCKET ENGINE MECHANIC	24	24	24	24
8600	ENGINE OVERHAUL	3,846	3,628	218	54	53	1	3,784	3,567	217	8	8	...
8801	MISCELLANEOUS AIRCRAFT OVERHAUL	1,166	1,143	23	12	12	...	1,149	1,126	23	5	5	...
8810	AIRCRAFT PROPELLER MECHANIC	142	141	1	1	1	...	141	140	1
8840	AIRCRAFT MECHANICAL PARTS REPAIRING	754	679	75	754	679	75
8852	AIRCRAFT MECHANIC	11,121	10,844	277	175	174	1	10,912	10,637	275	34	33	1
8862	AIRCRAFT ATTENDING	332	311	21	11	9	2	315	297	18	6	5	1
8863	AIRCRAFT TIRE MOUNTING	21	20	1	1	1	...	17	17	...	3	2	1
8800	AIRCRAFT OVERHAUL	13,536	13,138	398	200	197	3	13,288	12,896	392	48	45	3
9003	FILM ASSEMBLING AND REPAIRING	3	3	3	3
9004	MOTION PICTURE DEVELOPING/PRINTING MACHINE OPERATING	2	1	1	2	1	1
9000	FILM PROCESSING	5	4	1	5	4	1
9799	UNSPECIFIED BLUE-COLLAR SERIES	82	81	1	23	22	1	57	57	...	2	2	...
9700	UNSPECIFIED	82	81	1	23	22	1	57	57	...	2	2	...
9901	MISCELLANEOUS VESSEL JOBS EXCLUDED FROM THE FEDERAL WAGE SYSTEM	45	36	9	45	36	9
9902	MASTER	62	61	1	62	61	1
9903	CHIEF OFFICER CABLE	1	1	1	1
9904	SHIP PILOT	32	32	32	32
9905	FIRST OFFICER	53	53	53	53
9906	SECOND OFFICER	72	71	1	72	71	1
9907	THIRD OFFICER	78	72	6	78	72	6
9909	RADIO OFFICER	3	3	3	3
9911	RADIO ELECTRONICS OFFICER	3	3	3	3
9914	DAMAGE CONTROL OFFICER	13	13	13	13
9915	ASSISTANT DAMAGE CONTROL OFFICER	15	15	15	15
9916	MASTER-MATE (FISHING VESSEL)	8	7	1	8	7	1
9917	DECK MIDSHIPMAN	9	8	1	9	8	1
9918	DAMAGE CONTROL LEADER	5	5	5	5
9919	DAMAGE CONTROL ASSISTANT LEADER	3	3	3	3
9920	BOATSWAIN	70	70	70	70
9921	CARPENTER	15	15	15	15
9923	BOATSWAIN'S MATE	133	131	2	133	131	2
9924	ABLE SEAMAN	249	239	10	249	239	10
9925	ABLE SEAMAN-MAINTENANCE	304	302	2	304	302	2
9926	QUARTERMASTER	3	3	3	3
9927	SEAMAN-FISHERMAN	40	40	40	40
9928	ORDINARY SEAMAN	279	265	14	279	265	14
9929	DAMAGE CONTROLMAN	3	3	3	3

TABLE B-A2 FULL-TIME CIVILIAN BLUE-COLLAR EMPLOYMENT BY OCCUPATION, MAJOR GEOGRAPHIC AREA, AND GENDER, SEPTEMBER 30, 1999

OCCUPATION CODES TITLES		ALL AREAS			WASHINGTON, DC-MD-VA-WV METROPOLITAN STATISTICAL AREA			UNITED STATES EXCLUDING WASHINGTON, DC-MD-VA-WV METROPOLITAN STATISTICAL AREA			OVERSEAS		
		TOTAL	MEN	WOMEN	TOTAL	MEN	WOMEN	TOTAL	MEN	WOMEN	TOTAL	MEN	WOMEN
9931	CHIEF ENGINEER	76	76	76	76
9932	FIRST ASSISTANT ENGINEER	54	53	1	54	53	1
9933	SECOND ASSISTANT ENGINEER	82	82	82	82
9934	THIRD ASSISTANT ENGINEER	131	131	131	131
9936	ENGINE MIDSHIPMAN	18	17	1	18	17	1
9939	CHIEF ELECTRICIAN	21	21	21	21
9940	ELECTRICIAN	17	17	17	17
9942	SECOND ELECTRICIAN	71	71	71	71
9944	ELECTRONICS TECHNICIAN	38	38	38	38
9945	REFRIGERATION ENGINEER	42	42	42	42
9946	SECOND REFRIGERATION ENGINEER	4	4	4	4
9947	THIRD REFRIGERATION ENGINEER	1	1	1	1
9952	DECK ENGINEER-MACHINIST	78	78	78	78
9953	DECK ENGINEER-MECHANIC	1	1	1	1
9954	UNLICENSED JUNIOR ENGINEER	67	67	67	67
9955	PUMPMAN	15	15	15	15
9957	ENGINE UTILITYMAN	137	135	2	137	135	2
9959	MACHINIST	1	1	1	1
9960	OILER	5	4	1	5	4	1
9961	OILER-DIESEL	4	4	4	4
9965	WIPER	82	77	5	82	77	5
9968	CHIEF STEWARD	49	47	2	49	47	2
9969	THIRD STEWARD	4	4	4	4
9971	CHIEF COOK	36	35	1	36	35	1
9972	STEWARD COOK	12	12	12	12
9973	SECOND COOK	29	22	7	29	22	7
9974	THIRD COOK	9	8	1	9	8	1
9975	ASSISTANT COOK	50	49	1	50	49	1
9976	COOK-BAKER	26	25	1	26	25	1
9977	SECOND COOK-BAKER	29	29	29	29
9978	NIGHT COOK AND BAKER	16	16	16	16
9979	STEWARD BAKER	1	1	1	1
9982	LAUNDRYMAN	11	9	2	11	9	2
9984	MESSMAN	1	...	1	1	...	1
9985	STEWARD UTILITYMAN	510	448	62	510	448	62
9988	PURSER	35	30	5	35	30	5
9991	SUPPLY OFFICER	24	23	1	24	23	1
9993	JUNIOR SUPPLY OFFICER	36	34	2	36	34	2
9994	ASSISTANT STOREKEEPER	55	47	8	55	47	8
9996	MEDICAL SERVICES OFFICER	39	39	39	39
9998	YEOMAN-STOREKEEPER	100	91	9	100	91	9
9900	VESSEL JOBS EXCLUDED FROM FEDERAL WAGE SYSTEM	3,515	3,355	160	3,515	3,355	160



TABLE B-B FULL-TIME CIVILIAN BLUE-COLLAR EMPLOYMENT BY OCCUPATION AND SELECTED AGENCY, SEPTEMBER 30, 1999

OCCUPATION	TOTAL ALL AGENCIES	STATE	TREASURY	ARMY	NAVY	AIR FORCE	DEFENSE LOGISTICS AGENCY	OTHER DEFENSE	JUSTICE	INTERIOR	AGRICULTURE	COMMERCE	HEALTH AND HUMAN SERVICES	TRANSPORTATION
GRAND TOTAL	229,485	67	3,765	49,848	45,436	51,352	8,346	5,543	5,305	10,212	3,456	953	2,498	2,169
PERCENT OF TOTAL	100.0%	0.0%	1.6%	21.7%	19.8%	22.4%	3.6%	2.4%	2.3%	4.4%	1.5%	0.4%	1.1%	0.9%
2501 MISCELLANEOUS WIRE COMMUNICATION EQUIPMENT INSTALLATION AND MAINTENANCE	14	5	1	3	2
2502 TELECOMMUNICATIONS MECHANIC	514	221	94	162	5	19	2	1
2504 WIRE COMMUNICATIONS CABLE SPLICING	105	18	41	42	4
2508 COMMUNICATIONS LINE INSTALLING AND REPAIRING	14	4	6	4
2500 WIRE COMMUNICATIONS EQUIPMENT INSTALLATION AND MAINTENANCE	647	248	142	211	5	19	...	2	2	5
2601 MISCELLANEOUS ELECTRONIC EQUIPMENT INSTALLATION AND MAINTENANCE	376	116	51	98	...	8	...	11	...	3	3	...
2602 ELECTRONIC MEASUREMENT EQUIPMENT MECHANIC	1,245	595	318	329	1
2604 ELECTRONICS MECHANIC	7,410	...	19	3,655	1,242	1,918	18	13	7	66	4	13	11	91
2606 ELECTRONIC INDUSTRIAL CONTROLS MECHANIC	1,078	...	173	210	218	291	90	9	...	11	2	...
2608 ELECTRONIC DIGITAL COMPUTER MECHANIC	595	...	5	87	31	416	11	3	...	8	...	4
2610 ELECTRONIC INTEGRATED SYSTEMS MECHANIC	3,978	...	5	458	339	3,129	7	5	8
2600 ELECTRONIC EQUIPMENT INSTALLATION AND MAINTENANCE	14,682	...	202	5,121	2,199	6,181	126	33	7	101	4	20	16	100
2801 MISCELLANEOUS ELECTRICAL INSTALLATION AND MAINTENANCE	215	46	85	40	...	7	...	15	1
2805 ELECTRICIAN	5,392	...	61	601	2,363	588	36	29	193	146	37	28	101	150
2810 ELECTRICIAN (HIGH VOLTAGE)	3,262	439	520	279	12	...	1	216	2	6	12	26
2854 ELECTRICAL EQUIPMENT REPAIRING	888	...	25	168	191	303	8	...	128	4	1
2892 AIRCRAFT ELECTRICIAN	2,317	243	350	1,699	25
2800 ELECTRICAL INSTALLATION AND MAINTENANCE	12,074	...	86	1,497	3,509	2,909	56	36	322	381	39	34	113	203
3101 MISCELLANEOUS FABRIC AND LEATHER WORK	39	22	9	...	1	1	...	6
3103 SHOE REPAIRING	5	3	2
3105 FABRIC WORKING	1,092	...	1	271	216	427	29	...	137	8	...
3106 UPHOLSTERING	136	32	25	8	47	3
3111 SEWING MACHINE OPERATING	197	...	1	75	4	...	2	1	...	3	...
3119 BROOM AND BRUSH MAKING	8	8
3100 FABRIC AND LEATHER WORK	1,477	...	2	403	256	435	32	...	192	1	1	6	11	3
3301 MISCELLANEOUS INSTRUMENT WORK	9	5	1
3306 OPTICAL INSTRUMENT REPAIRING	275	123	63	80	6
3314 INSTRUMENT MAKING	406	13	9	3	1	4	30	7	...
3359 INSTRUMENT MECHANIC	1,057	...	1	107	422	269	24	86	...	4	1
3364 PROJECTION EQUIPMENT REPAIRING	7	6
3300 INSTRUMENT WORK	1,754	...	1	254	495	352	6	25	90	30	11	1
3401 MISCELLANEOUS MACHINE TOOL WORK	297	...	7	149	54	85	1
3414 MACHINING	4,616	...	124	886	1,551	1,248	17	1	12	25	17	9	2	42
3416 TOOLMAKING	461	...	30	132	171	111	1	...	10	3
3417 TOOL GRINDING	31	9	17	5
3422 POWER SAW OPERATING	4	1	1	2
3428 DIE SINKING	5	3	2
3400 MACHINE TOOL WORK	5,414	...	161	1,180	1,796	1,449	18	1	22	26	17	11	2	45
3501 MISCELLANEOUS GENERAL SERVICES AND SUPPORT WORK	944	2	14	46	24	115	...	9	...	5	684	...	2	21
3502 LABORING	4,936	3	149	773	374	907	51	83	8	1,020	551	52	42	43
3508 PIPELINE WORKING	9	9
3511 LABORATORY WORKING	118	...	2	13	3	8	...	13	1	58	...
3513 COIN/CURRENCY CHECKING	268	...	268
3515 LABORATORY SUPPORT WORKING	35	...	3	...	1	28	...	3	...
3543 STEVEDORING	62	62
3546 RAILROAD REPAIRING	37	17	19	1
3566 CUSTODIAL WORKING	11,374	...	22	375	368	42	1	258	71	293	27	56	578	11
3500 GENERAL SERVICES AND SUPPORT WORK	17,783	5	458	1,233	851	1,065	52	350	87	1,318	1,303	109	683	75
3601 MISCELLANEOUS STRUCTURAL AND FINISHING WORK	76	29	36	2
3602 CEMENT FINISHING	95	10	24	58	1	1
3603 MASONRY	606	...	3	73	137	66	4	...	22	136	4	...	2	3
3604 TILE SETTING	60	57
3605 PLASTERING	72	...	2	7	18	4	...	2	1	1
3606 ROOFING	124	14	70	29	4	4
3609 FLOOR COVERING INSTALLING	37	2	28
3610 INSULATING	765	...	1	25	656	44	...	2	2	2	4
3611 GLAZING	28	9	17

TABLE B-B FULL-TIME CIVILIAN BLUE-COLLAR EMPLOYMENT BY OCCUPATION AND SELECTED AGENCY, SEPTEMBER 30, 1999 -- CONTINUED

OCCUPATION CODES/TITLES	ENERGY	VETERANS AFFAIRS	ARCHITECT OF THE CAPITOL	GOVERNMENT PRINTING OFFICE	FEDERAL EMERGENCY MANAGEMENT AGENCY	GENERAL SERVICES ADMINISTRATION	NATIONAL AERONAUTICS SPACE ADMINISTRATION	PANAMA CANAL COMMISSION	ARMED FORCES RETIREMENT HOME	SMITHSONIAN INSTITUTION	TENNESSEE VALLEY AUTHORITY	SOCIAL SECURITY AGENCY	ALL OTHER AGENCIES
GRAND TOTAL	1,296	26,178	1,225	1,459	169	1,986	282	127	243	924	5,355	399	892
PERCENT OF TOTAL	0.6%	11.4%	0.5%	0.6%	0.1%	0.9%	0.1%	0.1%	0.1%	0.4%	2.3%	0.2%	0.4%
2501 MISCELLANEOUS WIRE COMMUNICATION EQUIPMENT INSTALLATION AND MAINTENANCE	2	1
2502 TELECOMMUNICATIONS MECHANIC	...	6	1	3	...
2504 WIRE COMMUNICATIONS CABLE SPLICING
2508 COMMUNICATIONS LINE INSTALLING AND REPAIRING
2500 WIRE COMMUNICATIONS EQUIPMENT INSTALLATION AND MAINTENANCE	...	6	...	2	2	3	...
2601 MISCELLANEOUS ELECTRONIC EQUIPMENT INSTALLATION AND MAINTENANCE	8	23	...	55
2602 ELECTRONIC MEASUREMENT EQUIPMENT MECHANIC	2
2604 ELECTRONICS MECHANIC	114	156	22	...	1	36	2	13	...	5	4
2606 ELECTRONIC INDUSTRIAL CONTROLS MECHANIC	...	60	7	7
2608 ELECTRONIC DIGITAL COMPUTER MECHANIC	...	29	1
2610 ELECTRONIC INTEGRATED SYSTEMS MECHANIC	9	1	6	11
2600 ELECTRONIC EQUIPMENT INSTALLATION AND MAINTENANCE	125	245	29	8	24	44	57	20	11	5	...
2801 MISCELLANEOUS ELECTRICAL INSTALLATION AND MAINTENANCE	4	2	3	...	7	5
2805 ELECTRICIAN	8	749	67	30	9	69	19	3	8	45	...	21	31
2810 ELECTRICIAN (HIGH VOLTAGE)	653	18	20	...	1	25	16	7	1,000	...	9
2854 ELECTRICAL EQUIPMENT REPAIRING	1	28	4	26	...	1
2892 AIRCRAFT ELECTRICIAN
2800 ELECTRICAL INSTALLATION AND MAINTENANCE	666	795	87	30	10	96	35	3	8	59	1,026	28	...
3101 MISCELLANEOUS FABRIC AND LEATHER WORK
3103 SHOE REPAIRING
3105 FABRIC WORKING	...	3
3106 UPHOLSTERING	...	6	13	1	1
3111 SEWING MACHINE OPERATING	...	111
3119 BROOM AND BRUSH MAKING
3100 FABRIC AND LEATHER WORK	...	120	13	1	1
3301 MISCELLANEOUS INSTRUMENT WORK	3
3306 OPTICAL INSTRUMENT REPAIRING	3
3314 INSTRUMENT MAKING	2	1	15	321
3359 INSTRUMENT MECHANIC	83	7	6	3	43	...	1
3364 PROJECTION EQUIPMENT REPAIRING	1
3300 INSTRUMENT WORK	85	8	6	15	3	...	4	364
3401 MISCELLANEOUS MACHINE TOOL WORK	1
3414 MACHINING	4	21	10	28	1	1	...	1	4	4	607	...	1
3416 TOOLMAKING	2	1
3417 TOOL GRINDING
3422 POWER SAW OPERATING
3428 DIE SINKING
3400 MACHINE TOOL WORK	6	21	10	28	1	1	...	3	4	4	607
3501 MISCELLANEOUS GENERAL SERVICES AND SUPPORT WORK	7	4	11
3502 LABORING	2	407	218	54	2	20	1	...	2	68	39	20	47
3508 PIPELINE WORKING
3511 LABORATORY WORKING	...	19	1
3513 COIN/CURRENCY CHECKING
3515 LABORATORY SUPPORT WORKING
3543 STEVEDORING
3546 RAILROAD REPAIRING
3566 CUSTODIAL WORKING	3	8,163	260	56	5	331	10	229	159	33	23
3500 GENERAL SERVICES AND SUPPORT WORK	5	8,589	478	110	7	358	1	...	12	301	198	53	...
3601 MISCELLANEOUS STRUCTURAL AND FINISHING WORK	3	6
3602 CEMENT FINISHING	1
3603 MASONRY	1	108	17	12	2	15	1
3604 TILE SETTING	...	1	1	1
3605 PLASTERING	...	28	6	1	2
3606 ROOFING	...	1	1	1
3609 FLOOR COVERING INSTALLING	5
3610 INSULATING	...	15	7	4	3
3611 GLAZING	...	1	1

TABLE B-B FULL-TIME CIVILIAN BLUE-COLLAR EMPLOYMENT BY OCCUPATION AND SELECTED AGENCY, SEPTEMBER 30, 1999

OCCUPATION	TOTAL ALL AGENCIES	STATE	TREASURY	ARMY	NAVY	AIR FORCE	DEFENSE LOGISTICS AGENCY	OTHER DEFENSE	JUSTICE	INTERIOR	AGRICULTURE	COMMERCE	HEALTH AND HUMAN SERVICES	TRANSPORTATION
CODES/TITLES														
3653 ASPHALT WORKING	28	6	14	7	1
3600 STRUCTURAL AND FINISHING WORK	1,891	...	6	175	1,057	210	8	8	23	139	5	2	4	7
3701 MISCELLANEOUS METAL PROCESSING	108	...	4	20	78	4
3702 FLAME/ARC CUTTING	4	2	1	...	1
3703 WELDING	2,824	...	4	668	1,561	369	19	1	41	37	16	...	1	69
3705 NONDESTRUCTIVE TESTING	875	32	144	699
3707 METALIZING	110	14	22	74
3708 METAL PROCESS WORKING	12	1	10
3711 ELECTROPLATING	421	...	6	115	121	178	1
3712 HEAT TREATING	138	...	55	20	17	46
3722 COLD WORKING	1	1
3725 BATTERY REPAIRING	68	22	11	20	5
3727 BUFFING AND POLISHING	67	...	55	1	2	9
3735 METAL PHOTOTRANSFERRING	11	9	...	2
3736 CIRCUIT BOARD MAKING	18	5	5	8
3741 FURNACE OPERATING	5	2	3
3769 SHOT PEENING MACHINE OPERATING	72	3	17	52
3700 METAL PROCESSING	4,734	...	124	915	1,992	1,461	25	1	41	37	16	...	1	70
3801 MISCELLANEOUS METAL WORK	462	...	25	48	315	27	7	3	37
3802 METAL FORGING	39	5	32	1	1
3806 SHEET METAL MECHANIC	6,541	...	16	615	2,032	3,659	3	9	18	6	7	6	13	65
3807 STRUCTURAL/ORNAMENTAL IRON WORKING	37	...	3	12	19	3
3808 BOILERMAKING	560	...	1	1	265	1	5
3809 MOBILE EQUIPMENT METAL MECHANIC	378	...	1	185	98	90	2	...	2
3815 PNEUMATIC TOOL OPERATING	3	3
3816 ENGRAVING	15	4	5	2
3818 SPRINGMAKING	3	1	...	2
3819 AIRFRAME JIG FITTING	4	4
3820 SHIPFITTING	1,001	969	32
3830 BLACKSMITHING	3	1	2
3832 MEDAL MAKING	5	...	5
3833 TRANSFER ENGRAVING	3	...	3
3858 METAL TANK AND RADIATOR REPAIRING	54	14	1	39
3869 METAL FORMING MACHINE OPERATING	440	...	401	17	2	20
3872 METAL TUBE MAKING, INSTALLING, AND REPAIRING	37	11	4	22
3800 METAL WORK	9,585	...	455	914	3,742	3,847	5	9	47	16	7	6	13	141
3901 MISCELLANEOUS MOTION PICTURE, RADIO, TELEVISION, AND SOUND EQUIPMENT OPERATING	50	34	4	1	4	2	...
3910 MOTION PICTURE PROJECTION	19	1	...	4	...	1	3	7	1
3911 SOUND RECORDING EQUIPMENT OPERATING	6	1	...	4	1
3919 TELEVISION EQUIPMENT OPERATING	5	5
3940 BROADCASTING EQUIPMENT OPERATING	128	7
3941 PUBLIC ADDRESS EQUIPMENT OPERATING	8	8
3900 MOTION PICTURE, RADIO, TELEVISION, AND SOUND EQUIPMENT OPERATING	216	56	4	8	...	1	3	8	2	4	2	...
4001 MISCELLANEOUS LENS AND CRYSTAL WORK	1	1
4005 OPTICAL ELEMENT WORKING	2	2
4010 PRESCRIPTION EYEGLOSS MAKING	27	18	5	4
4000 LENS AND CRYSTAL WORK	30	20	5	4	1
4101 MISCELLANEOUS PAINTING AND PAPERHANGING	59	9	42	8
4102 PAINTING	3,751	...	17	523	1,268	1,043	45	9	81	102	9	4	28	73
4103 PAPERHANGING	14	6
4104 SIGN PAINTING	162	42	26	34	3	32	3
4100 PAINTING AND PAPERHANGING	3,986	...	17	580	1,336	1,077	48	9	81	142	12	4	28	73
4201 MISCELLANEOUS PLUMBING AND PIPEFITTING	74	...	1	5	60	2	4	2
4204 PIPEFITTING	4,171	...	20	299	2,367	199	17	10	61	23	4	5	27	81
4206 PLUMBING	1,244	...	8	276	282	327	9	7	102	48	5	5	12	6
4255 FUEL DISTRIBUTION SYSTEMS MECHANIC	178	15	15	148
4200 PLUMBING AND PIPEFITTING	5,667	...	29	595	2,724	676	26	17	167	73	9	10	39	87
4301 MISCELLANEOUS PLIABLE MATERIALS WORK	71	38	33
4351 PLASTIC MOLDING EQUIPMENT OPERATING	14	14
4352 PLASTIC FABRICATING	390	48	183	155	4
4360 RUBBER PRODUCTS MOLDING	29	2	22	5
4361 RUBBER EQUIPMENT REPAIRING	39	14	5	19	1

TABLE B-B FULL-TIME CIVILIAN BLUE-COLLAR EMPLOYMENT BY OCCUPATION AND SELECTED AGENCY, SEPTEMBER 30, 1999 -- CONTINUED

OCCUPATION CODES/TITLES	ENERGY	VETERANS AFFAIRS	ARCHITECT OF THE CAPITOL	GOVERNMENT PRINTING OFFICE	FEDERAL EMERGENCY MANAGEMENT AGENCY	GENERAL SERVICES ADMINISTRATION	NATIONAL AERONAUTICS SPACE ADMINISTRATION	PANAMA CANAL COMMISSION	ARMED FORCES RETIREMENT HOME	SMITHSONIAN INSTITUTION	TENNESSEE VALLEY AUTHORITY	SOCIAL SECURITY AGENCY	ALL OTHER AGENCIES
3653 ASPHALT WORKING
3600 STRUCTURAL AND FINISHING WORK	1	156	36	3	...	16	4	20
3701 MISCELLANEOUS METAL PROCESSING	2
3702 FLAME/ARC CUTTING
3703 WELDING	9	19	...	1	2	5	2
3705 NONDESTRUCTIVE TESTING
3707 METALIZING
3708 METAL PROCESS WORKING	1
3711 ELECTROPLATING
3712 HEAT TREATING
3722 COLD WORKING
3725 BATTERY REPAIRING	10
3727 BUFFING AND POLISHING
3735 METAL PHOTOTRANSFERRING
3736 CIRCUIT BOARD MAKING
3741 FURNACE OPERATING
3769 SHOT PEENING MACHINE OPERATING
3700 METAL PROCESSING	9	19	...	12	4	5
3801 MISCELLANEOUS METAL WORK
3802 METAL FORGING
3806 SHEET METAL MECHANIC	4	36	24	7	2	7	2	10
3807 STRUCTURAL/ORNAMENTAL IRON WORKING
3808 BOILERMAKING	1	286
3809 MOBILE EQUIPMENT METAL MECHANIC
3815 PNEUMATIC TOOL OPERATING
3816 ENGRAVING	...	3
3818 SPRINGMAKING	1
3819 AIRFRAME JIG FITTING
3820 SHIPFITTING
3830 BLACKSMITHING
3832 MEDAL MAKING
3833 TRANSFER ENGRAVING
3858 METAL TANK AND RADIATOR REPAIRING
3869 METAL FORMING MACHINE OPERATING
3872 METAL TUBE MAKING, INSTALLING, AND REPAIRING
3800 METAL WORK	4	39	24	7	2	8	1	...	2	10	286
3901 MISCELLANEOUS MOTION PICTURE, RADIO, TELEVISION, AND SOUND EQUIPMENT OPERATING	5
3910 MOTION PICTURE PROJECTION	2
3911 SOUND RECORDING EQUIPMENT OPERATING
3919 TELEVISION EQUIPMENT OPERATING
3940 BROADCASTING EQUIPMENT OPERATING	121
3941 PUBLIC ADDRESS EQUIPMENT OPERATING
3900 MOTION PICTURE, RADIO, TELEVISION, AND SOUND EQUIPMENT OPERATING	2
4001 MISCELLANEOUS LENS AND CRYSTAL WORK
4005 OPTICAL ELEMENT WORKING
4010 PRESCRIPTION EYEGLOSS MAKING
4000 LENS AND CRYSTAL WORK
4101 MISCELLANEOUS PAINTING AND PAPERHANGING
4102 PAINTING	4	426	50	9	2	11	2	18	27
4103 PAPERHANGING	...	8
4104 SIGN PAINTING	...	17	2	3
4100 PAINTING AND PAPERHANGING	4	451	52	9	2	11	2	18
4201 MISCELLANEOUS PLUMBING AND PIPEFITTING
4204 PIPEFITTING	3	529	56	15	...	47	4	1	7	13	370	7	6
4206 PLUMBING	3	97	6	...	5	13	...	1	2	8	...	2	20
4255 FUEL DISTRIBUTION SYSTEMS MECHANIC
4200 PLUMBING AND PIPEFITTING	6	626	62	15	5	60	4	2	9	21	370	9	...
4301 MISCELLANEOUS PLIABLE MATERIALS WORK
4351 PLASTIC MOLDING EQUIPMENT OPERATING
4352 PLASTIC FABRICATING
4360 RUBBER PRODUCTS MOLDING
4361 RUBBER EQUIPMENT REPAIRING

TABLE B-B FULL-TIME CIVILIAN BLUE-COLLAR EMPLOYMENT BY OCCUPATION AND SELECTED AGENCY, SEPTEMBER 30, 1999

OCCUPATION CODES/TITLES	TOTAL ALL AGENCIES	STATE	TREASURY	ARMY	NAVY	AIR FORCE	DEFENSE LOGISTICS AGENCY	OTHER DEFENSE	JUSTICE	INTERIOR	AGRICULTURE	COMMERCE	HEALTH AND HUMAN SERVICES	TRANSPORTATION
4370 GLASSBLOWING	2	1	1
4371 PLASTER PATTERN CASTING	3	3
4373 MOLDING	35	6	22	7
4300 PLIABLE MATERIALS WORK	583	108	282	187	4	1	...	1
4401 MISCELLANEOUS PRINTING	290	3	2	6	...	2	16	...	8	11	4	9
4402 BINDERY WORKING	489	7	14	6	...	5	120	...	22	8	1	10	3	2
4403 HAND COMPOSING	144
4405 FILM ASSEMBLY-STRIPPING	22	9
4406 LETTERPRESS OPERATING	128	...	112	2
4413 NEGATIVE ENGRAVING	52	1	8
4414 OFFSET PHOTOGRAPHY	80	3	...	5	...	3	14	...	7	6	3	16	...	2
4416 PLATEMAKING	55	1	4	...	3	4	...	3
4417 OFFSET PRESS OPERATING	433	9	16	27	7	8	65	...	26	17	18	11	...	8
4419 SILK SCREEN MAKING AND PRINTING	28	9	...	1	3	...	14	1
4425 PHOTOENGRAVING	23	...	23
4441 BOOKBINDING	136	...	136
4445 BANK NOTE DESIGNING	3	...	3
4446 BANK NOTE ENGRAVING	13	...	13
4447 SCULPTURAL ENGRAVING	1	...	1
4448 SIDEROGRAPHIC TRANSFERRING	6	...	6
4449 ELECTROLYTIC INTAGLIO PLATEMAKING	22
4454 INTAGLIO PRESS OPERATING	196	...	196
4400 PRINTING	2,121	22	544	54	7	20	233	...	80	47	26	57	3	12
4601 MISCELLANEOUS WOOD WORK	37	...	4	17	10	2	2	1
4602 BLOCKING AND BRACING	218	110	31	8	69
4604 WOOD WORKING	730	90	159	156	305	2	2	1	12
4605 WOOD CRAFTING	438	...	4	32	148	78	1	3	10	46	5	3	6	13
4607 CARPENTRY	2,461	...	23	498	612	295	16	24	52	266	30	4	53	30
4616 PATTERNMAKING	35	5	17	13
4618 WOODWORKING MACHINE OPERATING	129	1	127
4639 TIMBER WORKING	45	2	43
4654 FORM BLOCK MAKING	9	6	3
4600 WOOD WORK	4,102	...	31	755	1,020	558	394	27	191	313	37	9	60	55
4701 MISCELLANEOUS GENERAL MAINTENANCE AND OPERATIONS WORK	2,431	...	4	295	1,328	165	9	15	1	148	4	6	3	60
4714 MODEL MAKING	403	97	171	77	7	3	...	1	5
4715 EXHIBITS MAKING/MODELING	85	71	4	6	2
4716 RAILROAD CAR REPAIRING	13	3	10
4717 BOAT BUILDING AND REPAIRING	73	2	50	21
4737 GENERAL EQUIPMENT MECHANIC	238	...	1	74	6	10	66	12	5	5
4741 GENERAL EQUIPMENT OPERATING	49	5	4	...	1	22	6	...
4742 UTILITY SYSTEMS REPAIRING-OPERATING	2,334	...	40	388	170	229	...	46	377	166	35	33	209	18
4745 RESEARCH LABORATORY MECHANIC	139	5	11	25	3	11
4749 MAINTENANCE MECHANIC	11,631	...	114	2,093	1,095	1,087	110	156	813	3,366	326	76	328	282
4754 CEMETERY CARETAKING	596	29	...	1
4700 GENERAL MAINTENANCE AND OPERATIONS WORK	17,992	...	159	3,062	2,849	1,600	186	217	1,191	3,721	378	126	547	391
4801 MISCELLANEOUS GENERAL EQUIPMENT MAINTENANCE	440	...	10	347	24	24	3	3	1	2
4804 LOCKSMITHING	320	...	2	69	95	43	2	...	7	1	1	1	9	1
4805 MEDICAL EQUIPMENT REPAIRING	356	107	10	27	2	26	...
4806 OFFICE APPLIANCE REPAIRING	51	...	21	6	2	...	4
4807 CHEMICAL EQUIPMENT REPAIRING	19	19
4808 CUSTODIAL EQUIPMENT SERVICING	9	1
4812 SAW RECONDITIONING	7	1	5	...	1
4816 PROTECTIVE AND SAFETY EQUIPMENT FABRICATING AND REPAIRING	75	68	...	5	2
4818 AIRCRAFT SURVIVAL AND FLIGHT EQUIPMENT REPAIRING	580	93	...	487
4819 BOWLING EQUIPMENT REPAIRING	22	10	12
4839 FILM PROCESSING EQUIPMENT REPAIRING	8	8
4840 TOOL AND EQUIPMENT REPAIRING	124	8	92	19	3
4843 NAVIGATION AIDS REPAIRING	7	4	3
4844 BICYCLE REPAIRING	2	2
4845 ORTHOPEDIC APPLIANCE REPAIRING	4	2
4848 MECHANICAL PARTS REPAIRING	49	2	1	46
4850 BEARING RECONDITIONING	65	22	22	21
4851 RECLAMATION WORKING	2	2
4855 DOMESTIC APPLIANCE REPAIRING	17	8	3	6
4800 GENERAL EQUIPMENT MAINTENANCE	2,157	...	33	752	267	698	14	3	9	5	2	1	35	9

TABLE B-B FULL-TIME CIVILIAN BLUE-COLLAR EMPLOYMENT BY OCCUPATION AND SELECTED AGENCY, SEPTEMBER 30, 1999 -- CONTINUED

OCCUPATION	ENERGY	VETERANS AFFAIRS	ARCHITECT OF THE CAPITOL	GOVERNMENT PRINTING OFFICE	FEDERAL EMERGENCY MANAGEMENT AGENCY	GENERAL SERVICES ADMINISTRATION	NATIONAL AERONAUTICS SPACE ADMINISTRATION	PANAMA CANAL COMMISSION	ARMED FORCES RETIREMENT HOME	SMITHSONIAN INSTITUTION	TENNESSEE VALLEY AUTHORITY	SOCIAL SECURITY AGENCY	ALL OTHER AGENCIES
4370 GLASSBLOWING
4371 PLASTER PATTERN CASTING
4373 MOLDING
4300 PLIABLE MATERIALS WORK
4401 MISCELLANEOUS PRINTING	2	207	18	2
4402 BINDERY WORKING	245	1	5	40
4403 HAND COMPOSING	144
4405 FILM ASSEMBLY-STRIPPING	13
4406 LETTERPRESS OPERATING	14
4413 NEGATIVE ENGRAVING	43
4414 OFFSET PHOTOGRAPHY	1	16	4
4416 PLATEMAKING	40
4417 OFFSET PRESS OPERATING	4	6	...	164	6	1	1	7	32
4419 SILK SCREEN MAKING AND PRINTING
4425 PHOTOENGRAVING
4441 BOOKBINDING
4445 BANK NOTE DESIGNING
4446 BANK NOTE ENGRAVING
4447 SCULPTURAL ENGRAVING
4448 SIDEROGRAPHIC TRANSFERRING
4449 ELECTROLYTIC INTAGLIO PLATEMAKING
4454 INTAGLIO PRESS OPERATING
4400 PRINTING	7	6	...	886	6	1	2	12	...	18	...
4601 MISCELLANEOUS WOOD WORK	1
4602 BLOCKING AND BRACING
4604 WOOD WORKING	1	2
4605 WOOD CRAFTING	1	19	30	...	2	9	1	23	4
4607 CARPENTRY	13	477	12	12	2	10	5	1	...	7	19
4616 PATTERNMAKING
4618 WOODWORKING MACHINE OPERATING	1
4639 TIMBER WORKING
4654 FORM BLOCK MAKING
4600 WOOD WORK	14	496	42	12	5	20	6	25	...	7	...
4701 MISCELLANEOUS GENERAL MAINTENANCE AND OPERATIONS WORK	...	271	...	4	2	55	1	3	4	12	9	16	16
4714 MODEL MAKING	...	2	40
4715 EXHIBITS MAKING/MODELING	1	1
4716 RAILROAD CAR REPAIRING
4717 BOAT BUILDING AND REPAIRING
4737 GENERAL EQUIPMENT MECHANIC	...	58	...	1
4741 GENERAL EQUIPMENT OPERATING	6	5
4742 UTILITY SYSTEMS REPAIRING-OPERATING	14	359	12	122	23	...	7	33	...	41	12
4745 RESEARCH LABORATORY MECHANIC	84
4749 MAINTENANCE MECHANIC	31	907	10	14	3	586	5	58	85	22	64
4754 CEMETERY CARETAKING	...	566
4700 GENERAL MAINTENANCE AND OPERATIONS WORK	51	2,163	10	19	17	763	148	3	16	104	94	79	...
4801 MISCELLANEOUS GENERAL EQUIPMENT MAINTENANCE	...	20	...	6
4804 LOCKSMITHING	...	70	2	3	9	5
4805 MEDICAL EQUIPMENT REPAIRING	...	184
4806 OFFICE APPLIANCE REPAIRING	...	8	6	4	...
4807 CHEMICAL EQUIPMENT REPAIRING
4808 CUSTODIAL EQUIPMENT SERVICING	...	7	1
4812 SAW RECONDITIONING
4816 PROTECTIVE AND SAFETY EQUIPMENT FABRICATING AND REPAIRING
4818 AIRCRAFT SURVIVAL AND FLIGHT EQUIPMENT REPAIRING
4819 BOWLING EQUIPMENT REPAIRING
4839 FILM PROCESSING EQUIPMENT REPAIRING
4840 TOOL AND EQUIPMENT REPAIRING	...	2
4843 NAVIGATION AIDS REPAIRING
4844 BICYCLE REPAIRING
4845 ORTHOPEDIC APPLIANCE REPAIRING	...	2
4848 MECHANICAL PARTS REPAIRING
4850 BEARING RECONDITIONING
4851 RECLAMATION WORKING
4855 DOMESTIC APPLIANCE REPAIRING
4800 GENERAL EQUIPMENT MAINTENANCE	...	293	3	6	...	3	9	6	4	...

148

TABLE B-B FULL-TIME CIVILIAN BLUE-COLLAR EMPLOYMENT BY OCCUPATION AND SELECTED AGENCY, SEPTEMBER 30, 1999

OCCUPATION	TOTAL ALL AGENCIES	STATE	TREASURY	ARMY	NAVY	AIR FORCE	DEFENSE LOGISTICS AGENCY	OTHER DEFENSE	JUSTICE	INTERIOR	AGRICULTURE	COMMERCE	HEALTH AND HUMAN SERVICES	TRANSPORTATION
5001 MISCELLANEOUS PLANT AND ANIMAL WORK	192	8	1	52	57	...	1	...
5002 FARMING	46	4	10	31
5003 GARDENING	1,034	...	6	78	38	155	1	9	86	154	34	11	9	10
5026 PEST CONTROLLING	427	...	1	110	114	90	10	1	2	18	2	...	2	...
5031 INSECTS PRODUCTION WORKING	90	1	89
5034 DAIRY FARMING	7	7
5035 LIVESTOCK RANCHING/WRANGLING	27	6	1	20
5042 TREE TRIMMING AND REMOVING	76	6	3	48	8	...	1	...
5048 ANIMAL CARETAKING	448	...	7	34	24	3	1	104	135	...	66	...
5000 PLANT AND ANIMAL WORK	2,347	...	14	243	180	248	11	10	101	406	356	11	79	10
5201 MISCELLANEOUS OCCUPATIONS	276	...	1	13	63	105	66	2	6	4	...
5205 GAS AND RADIATION DETECTING	62	52	10
5210 RIGGING	1,642	80	1,425	3	28	13	...	5	...	65
5220 SHIPWRIGHT	331	1	323	7
5221 LOFTING	41	40	1
5235 TEST RANGE TRACKING	15	15
5200 MISCELLANEOUS OCCUPATIONS	2,367	...	1	146	1,876	108	28	79	2	11	4	73
5301 MISCELLANEOUS INDUSTRIAL EQUIPMENT MAINTENANCE	798	...	32	266	286	80	13	2	...	11	...	1	7	2
5306 AIR CONDITIONING EQUIPMENT MECHANIC	2,715	...	9	316	840	486	19	5	139	21	24	15	33	26
5309 HEATING AND BOILER PLANT EQUIPMENT MECHANIC	575	138	200	186	4	8	4	...	3	5
5310 KITCHEN/BAKERY EQUIPMENT REPAIRING	62	35	20	2	1
5312 SEWING MACHINE REPAIRING	8	4	2	...	2
5313 ELEVATOR MECHANIC	151	3	2	1	16	1	1	1	3	3	...	5	11	...
5317 LAUNDRY AND DRY CLEANING EQUIPMENT REPAIRING	46	3	2	1
5318 LOCK AND DAM REPAIRING	477	465	9	1
5323 OILING AND GREASING	55	33	21	1
5330 PRINTING EQUIPMENT REPAIRING	8	1	1	3	...	3
5334 MARINE MACHINERY MECHANIC	1,731	123	1,470	1	1	10	125
5335 WIND TUNNEL MECHANIC	3	2
5350 PRODUCTION MACHINERY MECHANIC	574	...	68	147	204	91	51	...	8	...	2	3
5352 INDUSTRIAL EQUIPMENT MECHANIC	1,422	411	316	194	151	169	4	1	10	11
5364 DOOR SYSTEMS MECHANIC	36	5	2	22	2	2	...
5365 PHYSIOLOGICAL TRAINER MECHANIC	14	4	10
5378 POWERED SUPPORT SYSTEMS MECHANIC	2,028	211	144	1,638	16	2	...	7	...	4
5384 GASDYNAMIC FACILITY INSTALLING AND REPAIRING	10	4
5300 INDUSTRIAL EQUIPMENT MAINTENANCE	10,713	3	111	2,160	3,525	2,716	260	8	153	237	34	32	66	178
5401 MISCELLANEOUS INDUSTRIAL EQUIPMENT OPERATION	371	...	143	167	29	13	1	3	1	2
5402 BOILER PLANT OPERATOR	1,887	280	624	306	18	2	11	5	50	10
5403 INCINERATOR OPERATING	39	5	2	5	2	...	3	...
5406 UTILITY SYSTEMS OPERATOR	686	...	4	76	151	153	5	...	1	38	11	...	8	...
5407 ELECTRICAL POWER CONTROLLING	2,137	...	2	373	95	21	...	7	...	145
5408 WASTEWATER TREATMENT PLANT OPERATING	440	106	171	96	2	...	14	24	11
5409 WATER TREATMENT PLANT OPERATING	473	191	139	58	2	50	12	...	2	...
5413 FUEL DISTRIBUTION SYSTEM OPERATING	951	128	208	604	6	5
5414 BALING MACHINE OPERATING	30	...	13
5415 AIR CONDITIONING EQUIPMENT OPERATING	245	...	8	16	37	24	4
5419 STATIONARY-ENGINE OPERATING	50	2	14	6	1
5423 SANDBLASTING	339	96	160	56	5	3	19
5424 WEIGHING MACHINE OPERATING	44	...	43	1
5426 LOCK AND DAM OPERATING	1,364	1,364	6	15
5427 CHEMICAL PLANT OPERATING	78	58	11
5430 DRAWBRIDGE OPERATING	4	4
5433 GAS GENERATING PLANT OPERATING	14	3	11
5435 CARTON/BAG MAKING MACHINE OPERATING	22	1	21
5438 ELEVATOR OPERATING	20	1	3	...
5439 TESTING EQUIPMENT OPERATING	38	22	2	13	1
5440 PACKAGING MACHINE OPERATING	167	...	159	8
5444 FOOD/FEED PROCESSING EQUIPMENT OPERATING	7	7
5446 TEXTILE EQUIPMENT OPERATING	32	9	...	23
5450 CONVEYOR OPERATING	6	1	2
5454 SOLVENT STILL OPERATING	7	7
5455 PAPER PULPING MACHINE OPERATING	16	6	4	4
5478 PORTABLE EQUIPMENT OPERATING	11	3	8
5479 DREDGING EQUIPMENT OPERATING	53	24	29
5484 COUNTING MACHINE OPERATING	74	...	74
5485 AIRCRAFT WEIGHT AND BALANCE OPERATING	16	7	9
5486 SWIMMING POOL OPERATING	10	3	5	2

TABLE B-B FULL-TIME CIVILIAN BLUE-COLLAR EMPLOYMENT BY OCCUPATION AND SELECTED AGENCY, SEPTEMBER 30, 1999 -- CONTINUED

OCCUPATION CODES/TITLES	ENERGY	VETERANS AFFAIRS	ARCHITECT OF THE CAPITOL	GOVERNMENT PRINTING OFFICE	FEDERAL EMERGENCY MANAGEMENT AGENCY	GENERAL SERVICES ADMINISTRATION	NATIONAL AERONAUTICS SPACE ADMINISTRATION	PANAMA CANAL COMMISSION	ARMED FORCES RETIREMENT HOME	SMITHSONIAN INSTITUTION	TENNESSEE VALLEY AUTHORITY	SOCIAL SECURITY AGENCY	ALL OTHER AGENCIES
5001 MISCELLANEOUS PLANT AND ANIMAL WORK	1	71	1
5002 FARMING	1
5003 GARDENING	...	193	43	10	7	34	101	1	54
5026 PEST CONTROLLING	...	70	1	2	1	1	2
5031 INSECTS PRODUCTION WORKING
5034 DAIRY FARMING
5035 LIVESTOCK RANCHING/WRANGLING
5042 TREE TRIMMING AND REMOVING	6	1	3
5048 ANIMAL CARETAKING	...	74
5000 PLANT AND ANIMAL WORK	...	337	50	2	1	10	9	109	101	1	...
5201 MISCELLANEOUS OCCUPATIONS	4	3	...	1	8
5205 GAS AND RADIATION DETECTING	1	16
5210 RIGGING	6
5220 SHIPWRIGHT
5221 LOFTING
5235 TEST RANGE TRACKING
5200 MISCELLANEOUS OCCUPATIONS	6	4	...	1	...	3	...	17
5301 MISCELLANEOUS INDUSTRIAL EQUIPMENT MAINTENANCE	4	...	4	82	...	1	7
5306 AIR CONDITIONING EQUIPMENT MECHANIC	...	588	108	...	8	57	...	3	5	9	...	3	1
5309 HEATING AND BOILER PLANT EQUIPMENT MECHANIC	...	10	8	...	4	2	3
5310 KITCHEN/BAKERY EQUIPMENT REPAIRING	...	2	2
5312 SEWING MACHINE REPAIRING
5313 ELEVATOR MECHANIC	1	30	38	17	...	16	1	1
5317 LAUNDRY AND DRY CLEANING EQUIPMENT REPAIRING	...	41
5318 LOCK AND DAM REPAIRING	2
5323 OILING AND GREASING
5330 PRINTING EQUIPMENT REPAIRING
5334 MARINE MACHINERY MECHANIC	1
5335 WIND TUNNEL MECHANIC	1
5350 PRODUCTION MACHINERY MECHANIC
5352 INDUSTRIAL EQUIPMENT MECHANIC	...	149	2	4
5364 DOOR SYSTEMS MECHANIC	...	3
5365 PHYSIOLOGICAL TRAINER MECHANIC
5378 POWERED SUPPORT SYSTEMS MECHANIC	3	...	1	2
5384 GASDYNAMIC FACILITY INSTALLING AND REPAIRING	6
5300 INDUSTRIAL EQUIPMENT MAINTENANCE	1	823	159	17	17	73	11	4	9	92	...	4	...
5401 MISCELLANEOUS INDUSTRIAL EQUIPMENT OPERATION	6	6
5402 BOILER PLANT OPERATOR	4	519	3	13	8	...	17	...	17
5403 INCINERATOR OPERATING	...	22
5406 UTILITY SYSTEMS OPERATOR	...	183	31	21	4
5407 ELECTRICAL POWER CONTROLLING	191	7	1	1,290	...	5
5408 WASTEWATER TREATMENT PLANT OPERATING	...	9	7
5409 WATER TREATMENT PLANT OPERATING	...	4	4	2	...	2	7
5413 FUEL DISTRIBUTION SYSTEM OPERATING
5414 BALING MACHINE OPERATING	...	1	10	1	5	...
5415 AIR CONDITIONING EQUIPMENT OPERATING	...	146	9	1
5419 STATIONARY-ENGINE OPERATING	27
5423 SANDBLASTING
5424 WEIGHING MACHINE OPERATING
5426 LOCK AND DAM OPERATING	11
5427 CHEMICAL PLANT OPERATING	9
5430 DRAWBRIDGE OPERATING
5433 GAS GENERATING PLANT OPERATING
5435 CARTON/BAG MAKING MACHINE OPERATING
5438 ELEVATOR OPERATING	16
5439 TESTING EQUIPMENT OPERATING
5440 PACKAGING MACHINE OPERATING
5444 FOOD/FEED PROCESSING EQUIPMENT OPERATING
5446 TEXTILE EQUIPMENT OPERATING
5450 CONVEYOR OPERATING	...	2	...	1
5454 SOLVENT STILL OPERATING
5455 PAPER PULPING MACHINE OPERATING	2
5478 PORTABLE EQUIPMENT OPERATING
5479 DREDGING EQUIPMENT OPERATING
5484 COUNTING MACHINE OPERATING
5485 AIRCRAFT WEIGHT AND BALANCE OPERATING
5486 SWIMMING POOL OPERATING

TABLE B-B FULL-TIME CIVILIAN BLUE-COLLAR EMPLOYMENT BY OCCUPATION AND SELECTED AGENCY, SEPTEMBER 30, 1999

OCCUPATION	TOTAL ALL AGENCIES	STATE	TREASURY	ARMY	NAVY	AIR FORCE	DEFENSE LOGISTICS AGENCY	OTHER DEFENSE	JUSTICE	INTERIOR	AGRICULTURE	COMMERCE	HEALTH AND HUMAN SERVICES	TRANSPORTATION
CODES/TITLES														
5400 INDUSTRIAL EQUIPMENT OPERATION	9,631	...	446	2,892	1,676	1,378	54	7	31	318	77	5	67	56
5701 MISCELLANEOUS TRANSPORTATION/MOBILE EQUIPMENT OPERATION	425	...	2	98	109	34	74	1	...	27	1	3
5703 MOTOR VEHICLE OPERATING	6,715	32	184	1,624	1,034	803	358	104	51	564	117	57	225	23
5704 FORK LIFT OPERATING	649	...	23	234	99	33	153	12	...	2	2	5
5705 TRACTOR OPERATING	960	...	1	212	76	172	20	4	3	203	85	...	8	...
5706 ROAD SWEEPER OPERATING	38	9	8	6	4	3
5707 TANK DRIVING	1	1
5716 ENGINEERING EQUIPMENT OPERATING	3,333	661	226	455	16	...	11	1,071	486	...	8	37
5725 CRANE OPERATING	888	255	433	86	59	10	37
5729 DRILL RIG OPERATING	149	88	...	4	52	1	4
5736 BRAKING-SWITCHING AND CONDUCTING	90	42	42	4	1	1
5737 LOCOMOTIVE ENGINEERING	82	31	39	8	4
5738 RAILROAD MAINTENANCE VEHICLE OPERATING	30	22	6	2
5767 AIRFIELD CLEARING EQUIPMENT OPERATING	131	4	127
5782 SHIP OPERATING	184	88	13	9	...	1
5784 RIVERBOAT OPERATING	113	113
5786 SMALL CRAFT OPERATING	242	116	32	49	4	4	...	36
5788 DECKHAND	256	219	24	11	...	1	...	1
5700 TRANSPORTATION/MOBILE EQUIPMENT OPERATION	14,286	32	210	3,813	2,145	1,732	681	121	69	2,008	696	68	241	141
5801 MISCELLANEOUS TRANSPORTATION/MOBILE EQUIPMENT MAINTENANCE	695	...	2	499	74	64	1	2	...	24	2	11
5803 HEAVY MOBILE EQUIPMENT MECHANIC	9,403	7,045	1,204	834	87	...	20	174	10	1	8	17
5806 MOBILE EQUIPMENT SERVICING	198	...	3	94	51	11	1	...	6	11	3
5823 AUTOMOTIVE MECHANIC	5,374	...	9	3,168	435	770	46	5	439	156	116	5	8	18
5876 ELECTROMOTIVE EQUIPMENT MECHANIC	119	...	2	11	49	10	6	1	...	2
5800 TRANSPORTATION/MOBILE EQUIPMENT MAINTENANCE	15,879	...	16	10,817	1,813	1,689	141	8	465	367	131	6	16	46
6501 MISCELLANEOUS AMMUNITION, EXPLOSIVES, AND TOXIC MATERIALS WORK	531	368	111	47	3	1	...	1
6502 EXPLOSIVES OPERATING	659	561	96	1	1
6505 MUNITIONS DESTROYING	71	70	1
6511 MISSILE/TOXIC MATERIALS HANDLING	233	199	14	20
6517 EXPLOSIVES TEST OPERATING	63	52	11
6500 AMMUNITION, EXPLOSIVES, AND TOXIC MATERIALS WORK	1,557	1,250	233	68	3	1	...	1	1
6601 MISCELLANEOUS ARMAMENT WORK	80	79	1
6605 ARTILLERY REPAIRING	315	272	41	...	2
6606 ARTILLERY TESTING	37	37
6610 SMALL ARMS REPAIRING	348	...	1	313	20	3	6	...	4	1
6641 ORDNANCE EQUIPMENT MECHANIC	1,057	140	382	519	16
6652 AIRCRAFT ORDNANCE SYSTEMS MECHANIC	1,368	31	67	1,270
6656 SPECIAL WEAPONS SYSTEMS MECHANIC	9	1	1	7
6600 ARMAMENT WORK	3,214	...	1	873	511	1,799	9	...	4	1	16
6901 MISCELLANEOUS WAREHOUSING AND STOCK HANDLING	551	...	95	102	103	63	140	5	...	1	1	...	17	...
6902 LUMBER HANDLING	2	1	1
6903 COAL HANDLING	188	6	3	4
6904 TOOLS AND PARTS ATTENDING	2,162	...	8	1,249	330	469	22	...	20	12	2	3	4	16
6907 MATERIALS HANDLING	13,308	3	218	2,761	1,973	1,612	2,978	480	838	157	114	112	126	130
6910 MATERIALS EXPEDITING	805	...	31	240	146	345	9	2	5	26
6912 MATERIALS EXAMINING AND IDENTIFYING	2,298	354	84	291	1,531	4	3	28
6913 HAZARDOUS WASTE DISPOSING	163	10	127	22	1	1	...	1
6914 STORE WORKING	2,741	3	5	3	...	2,723	1	5	...
6941 BULK MONEY HANDLING	298	...	298
6968 AIRCRAFT FREIGHT LOADING	131	1	103	26	1
6900 WAREHOUSING AND STOCK HANDLING	22,647	3	650	4,727	2,874	2,835	4,682	3,208	858	175	117	119	160	201
7001 MISCELLANEOUS PACKING AND PROCESSING	63	22	6	29	6
7002 PACKING	1,745	...	5	201	154	152	1,166	11	8	...	5	3	...	10
7004 PRESERVATION PACKAGING	8	8
7006 PRESERVATION SERVICING	159	12	29	27	71	20
7009 EQUIPMENT CLEANING	347	50	104	188	5	...
7010 PARACHUTE PACKING	3	3
7000 PACKING AND PROCESSING	2,325	...	5	285	293	399	1,243	11	8	...	5	3	5	38
7301 MISCELLANEOUS LAUNDRY, DRY CLEANING, AND PRESSING	58	1	1
7304 LAUNDRY WORKING	1,008	1	...	36	25	1	20
7305 LAUNDRY MACHINE OPERATING	350	10	8	47	2	2	...

TABLE B-B FULL-TIME CIVILIAN BLUE-COLLAR EMPLOYMENT BY OCCUPATION AND SELECTED AGENCY, SEPTEMBER 30, 1999 -- CONTINUED

OCCUPATION CODES/TITLES	ENERGY	VETERANS AFFAIRS	ARCHITECT OF THE CAPITOL	GOVERNMENT PRINTING OFFICE	FEDERAL EMERGENCY MANAGEMENT AGENCY	GENERAL SERVICES ADMINISTRATION	NATIONAL AERONAUTICS SPACE ADMINISTRATION	PANAMA CANAL COMMISSION	ARMED FORCES RETIREMENT HOME	SMITHSONIAN INSTITUTION	TENNESSEE VALLEY AUTHORITY	SOCIAL SECURITY AGENCY	ALL OTHER AGENCIES
5400 INDUSTRIAL EQUIPMENT OPERATION	195	886	60	34	11	46	...	14	12	2	1,316	5	
5701 MISCELLANEOUS TRANSPORTATION/MOBILE EQUIPMENT OPERATION	4	...	9	25	...	7	2	19	10
5703 MOTOR VEHICLE OPERATING	24	1,146	19	49	9	17	...	2	14	27	110	62	60
5704 FORK LIFT OPERATING	...	2	2	57	3	...	21	1
5705 TRACTOR OPERATING	...	159	1	5	1	2	...	8
5706 ROAD SWEEPER OPERATING	5	3
5707 TANK DRIVING
5716 ENGINEERING EQUIPMENT OPERATING	19	155	4	...	6	...	1	...	2	4	143	...	28
5725 CRANE OPERATING	1	1	3	...	1	2
5729 DRILL RIG OPERATING
5736 BRAKING-SWITCHING AND CONDUCTING
5737 LOCOMOTIVE ENGINEERING
5738 RAILROAD MAINTENANCE VEHICLE OPERATING
5767 AIRFIELD CLEARING EQUIPMENT OPERATING
5782 SHIP OPERATING	71	2
5784 RIVERBOAT OPERATING
5786 SMALL CRAFT OPERATING	1
5788 DECKHAND
5700 TRANSPORTATION/MOBILE EQUIPMENT OPERATION	48	1,462	39	132	16	32	1	77	18	55	259	83	
5801 MISCELLANEOUS TRANSPORTATION/MOBILE EQUIPMENT MAINTENANCE	1	...	14	1
5803 HEAVY MOBILE EQUIPMENT MECHANIC	30	36	1	1	...	1	6	...	18
5806 MOBILE EQUIPMENT SERVICING	...	11	3	4	...	1
5823 AUTOMOTIVE MECHANIC	...	85	6	3	15	8	2	11	67	1	1
5876 ELECTROMOTIVE EQUIPMENT MECHANIC	10	27	1	...
5800 TRANSPORTATION/MOBILE EQUIPMENT MAINTENANCE	30	132	16	3	16	39	...	15	3	12	77	2	
6501 MISCELLANEOUS AMMUNITION, EXPLOSIVES, AND TOXIC MATERIALS WORK
6502 EXPLOSIVES OPERATING
6505 MUNITIONS DESTROYING
6511 MISSILE/TOXIC MATERIALS HANDLING
6517 EXPLOSIVES TEST OPERATING
6500 AMMUNITION, EXPLOSIVES, AND TOXIC MATERIALS WORK
6601 MISCELLANEOUS ARMAMENT WORK
6605 ARTILLERY REPAIRING
6606 ARTILLERY TESTING
6610 SMALL ARMS REPAIRING
6641 ORDNANCE EQUIPMENT MECHANIC
6652 AIRCRAFT ORDNANCE SYSTEMS MECHANIC
6656 SPECIAL WEAPONS SYSTEMS MECHANIC
6600 ARMAMENT WORK
6901 MISCELLANEOUS WAREHOUSING AND STOCK HANDLING	...	8	...	13	2	1
6902 LUMBER HANDLING
6903 COAL HANDLING	3	172
6904 TOOLS AND PARTS ATTENDING	...	21	5	1
6907 MATERIALS HANDLING	29	895	28	100	24	372	22	19	145	94	78
6910 MATERIALS EXPEDITING	1
6912 MATERIALS EXAMINING AND IDENTIFYING	3
6913 HAZARDOUS WASTE DISPOSING	...	1
6914 STORE WORKING	1
6941 BULK MONEY HANDLING
6968 AIRCRAFT FREIGHT LOADING
6900 WAREHOUSING AND STOCK HANDLING	29	925	36	113	24	376	1	...	22	19	317	96	
7001 MISCELLANEOUS PACKING AND PROCESSING
7002 PACKING	1	...	23	2	4
7004 PRESERVATION PACKAGING
7006 PRESERVATION SERVICING
7009 EQUIPMENT CLEANING
7010 PARACHUTE PACKING
7000 PACKING AND PROCESSING	1	...	23	2	
7301 MISCELLANEOUS LAUNDRY, DRY CLEANING, AND PRESSING	...	51	5
7304 LAUNDRY WORKING	...	924	1
7305 LAUNDRY MACHINE OPERATING	...	281

TABLE B-B FULL-TIME CIVILIAN BLUE-COLLAR EMPLOYMENT BY OCCUPATION AND SELECTED AGENCY, SEPTEMBER 30, 1999

OCCUPATION CODES/TITLES	TOTAL ALL AGENCIES	STATE	TREASURY	ARMY	NAVY	AIR FORCE	DEFENSE LOGISTICS AGENCY	OTHER DEFENSE	JUSTICE	INTERIOR	AGRICULTURE	COMMERCE	HEALTH AND HUMAN SERVICES	TRANSPORTATION
7306 PRESSING	28	6	10
7307 DRY CLEANING	5	1	3	1
7300 LAUNDRY, DRY CLEANING, AND PRESSING	1,449	1	...	54	47	2	67	2	2	...
7401 MISCELLANEOUS FOOD PREPARATION AND SERVING	35	15	3	5
7402 BAKING	55	22	12	16	1
7404 COOKING	3,869	...	3	461	198	206	...	29	1,031	190	75	...	185	1
7405 BARTENDING	1	1
7407 MEATCUTTER	1,412	4	...	1	...	1,402	2	...	1	...
7408 FOOD SERVICE WORKING	6,463	860	226	343	1	32	1	...	104	...
7420 WAITER	16	4	...	12
7400 FOOD PREPARATION AND SERVING	11,851	...	3	1,366	440	578	...	1,436	1,032	223	78	...	290	1
7601 MISCELLANEOUS PERSONAL SERVICES	310	13	1
7603 BARBERING	34	12	19	1
7641 BEAUTICIAN	2	2
7600 PERSONAL SERVICES	346	25	22	1
8201 MISCELLANEOUS FLUID SYSTEMS MAINTENANCE	82	12	24	46
8255 PNEUDRAULIC SYSTEMS MECHANIC	1,441	107	459	870	1
8268 AIRCRAFT PNEUDRAULIC SYSTEMS MECHANIC	1,471	109	64	1,296	2
8200 FLUID SYSTEMS MAINTENANCE	2,994	228	547	2,212	3
8601 MISCELLANEOUS ENGINE OVERHAUL	3	1	1	1
8602 AIRCRAFT ENGINE MECHANIC	3,728	208	355	3,153	12
8610 SMALL ENGINE MECHANIC	91	37	17	12	...	1	...	14	8
8675 LIQUID FUEL ROCKET ENGINE MECHANIC	24	24
8600 ENGINE OVERHAUL	3,846	245	373	3,189	...	1	...	15	8	13
8801 MISCELLANEOUS AIRCRAFT OVERHAUL	1,166	62	122	952	30
8810 AIRCRAFT PROPELLER MECHANIC	142	72	29	41
8840 AIRCRAFT MECHANICAL PARTS REPAIRING	754	307	135	288	24
8852 AIRCRAFT MECHANIC	11,121	2,328	715	7,962	45	7	1	5	...	50
8862 AIRCRAFT ATTENDING	332	22	111	190	9
8863 AIRCRAFT TIRE MOUNTING	21	1	20
8800 AIRCRAFT OVERHAUL	13,536	2,791	1,113	9,453	45	16	1	5	...	104
9003 FILM ASSEMBLING AND REPAIRING MOTION PICTURE DEVELOPING/PRINTING MACHINE OPERATING	3	2	1
9000 FILM PROCESSING	5	2	2	...	1
9799 UNSPECIFIED BLUE-COLLAR SERIES	82	1	...	11
9700 UNSPECIFIED	82	1	...	11
9901 MISCELLANEOUS VESSEL JOBS EXCLUDED FROM THE FEDERAL WAGE SYSTEM	45	43	...	2
9902 MASTER	62	56	2	4
9903 CHIEF OFFICER CABLE	1	1
9904 SHIP PILOT	32	32
9905 FIRST OFFICER	53	52	1
9906 SECOND OFFICER	72	72
9907 THIRD OFFICER	78	78
9909 RADIO OFFICER	3	3
9911 RADIO ELECTRONICS OFFICER	3	3
9914 DAMAGE CONTROL OFFICER	13	13
9915 ASSISTANT DAMAGE CONTROL OFFICER	15	15
9916 MASTER-MATE (FISHING VESSEL)	8	8
9917 DECK MIDSHIPMAN	9	9
9918 DAMAGE CONTROL LEADER	5	5
9919 DAMAGE CONTROL ASSISTANT LEADER	3	3
9920 BOATSWAIN	70	60	10
9921 CARPENTER	15	15
9923 BOATSWAIN'S MATE	133	131	2
9924 ABLE SEAMAN	249	227	3	...	19
9925 ABLE SEAMAN-MAINTENANCE	304	301	3
9926 QUARTERMASTER	3	3
9927 SEAMAN-FISHERMAN	40	40
9928 ORDINARY SEAMAN	279	266	13
9929 DAMAGE CONTROLMAN	3	3
9931 CHIEF ENGINEER	76	53	2	...	17	...	4

TABLE B-B FULL-TIME CIVILIAN BLUE-COLLAR EMPLOYMENT BY OCCUPATION AND SELECTED AGENCY, SEPTEMBER 30, 1999 -- CONTINUED

OCCUPATION CODES/TITLES	ENERGY	VETERANS AFFAIRS	ARCHITECT OF THE CAPITOL	GOVERNMENT PRINTING OFFICE	FEDERAL EMERGENCY MANAGEMENT AGENCY	GENERAL SERVICES ADMINISTRATION	NATIONAL AERONAUTICS SPACE ADMINISTRATION	PANAMA CANAL COMMISSION	ARMED FORCES RETIREMENT HOME	SMITHSONIAN INSTITUTION	TENNESSEE VALLEY AUTHORITY	SOCIAL SECURITY AGENCY	ALL OTHER AGENCIES
7306 PRESSING	...	3	9
7307 DRY CLEANING
7300 LAUNDRY, DRY CLEANING, AND PRESSING	...	1,259	5	...	9
7401 MISCELLANEOUS FOOD PREPARATION AND SERVING	8	4
7402 BAKING	...	3	1
7404 COOKING	...	1,456	3	26	5
7405 BARTENDING
7407 MEATCUTTER	2
7408 FOOD SERVICE WORKING	...	4,830	1	57	8
7420 WAITER
7400 FOOD PREPARATION AND SERVING	...	6,289	5	93	4
7601 MISCELLANEOUS PERSONAL SERVICES	...	2	4	...	289	...	1
7603 BARBERING	...	1	1
7641 BEAUTICIAN
7600 PERSONAL SERVICES	...	3	5	...	289
8201 MISCELLANEOUS FLUID SYSTEMS MAINTENANCE
8255 PNEUDRAULIC SYSTEMS MECHANIC	4
8268 AIRCRAFT PNEUDRAULIC SYSTEMS MECHANIC
8200 FLUID SYSTEMS MAINTENANCE	4
8601 MISCELLANEOUS ENGINE OVERHAUL
8602 AIRCRAFT ENGINE MECHANIC
8610 SMALL ENGINE MECHANIC	...	1	1
8675 LIQUID FUEL ROCKET ENGINE MECHANIC
8600 ENGINE OVERHAUL	...	1	1
8801 MISCELLANEOUS AIRCRAFT OVERHAUL
8810 AIRCRAFT PROPELLER MECHANIC
8840 AIRCRAFT MECHANICAL PARTS REPAIRING
8852 AIRCRAFT MECHANIC	4	2	2
8862 AIRCRAFT ATTENDING
8863 AIRCRAFT TIRE MOUNTING
8800 AIRCRAFT OVERHAUL	4	2	2
9003 FILM ASSEMBLING AND REPAIRING
9004 MOTION PICTURE DEVELOPING/PRINTING MACHINE OPERATING
9000 FILM PROCESSING
9799 UNSPECIFIED BLUE-COLLAR SERIES	...	28	13	5	...	1	23
9700 UNSPECIFIED	...	28	13	5	...	1	23
9901 MISCELLANEOUS VESSEL JOBS EXCLUDED FROM THE FEDERAL WAGE SYSTEM
9902 MASTER
9903 CHIEF OFFICER CABLE
9904 SHIP PILOT
9905 FIRST OFFICER
9906 SECOND OFFICER
9907 THIRD OFFICER
9909 RADIO OFFICER
9911 RADIO ELECTRONICS OFFICER
9914 DAMAGE CONTROL OFFICER
9915 ASSISTANT DAMAGE CONTROL OFFICER
9916 MASTER-MATE (FISHING VESSEL)
9917 DECK MIDSHIPMAN
9918 DAMAGE CONTROL LEADER
9919 DAMAGE CONTROL ASSISTANT LEADER
9920 BOATSWAIN
9921 CARPENTER
9923 BOATSWAIN'S MATE
9924 ABLE SEAMAN
9925 ABLE SEAMAN-MAINTENANCE
9926 QUARTERMASTER
9927 SEAMAN-FISHERMAN
9928 ORDINARY SEAMAN
9929 DAMAGE CONTROLMAN
9931 CHIEF ENGINEER

TABLE B-B FULL-TIME CIVILIAN BLUE-COLLAR EMPLOYMENT BY OCCUPATION AND SELECTED AGENCY, SEPTEMBER 30, 1999

OCCUPATION CODES/TITLES	TOTAL ALL AGENCIES	STATE	TREASURY	ARMY	NAVY	AIR FORCE	DEFENSE LOGISTICS AGENCY	OTHER DEFENSE	JUSTICE	INTERIOR	AGRICULTURE	COMMERCE	HEALTH AND HUMAN SERVICES	TRANSPORTATION
9932 FIRST ASSISTANT ENGINEER	54	42	12
9933 SECOND ASSISTANT ENGINEER	82	74	8
9934 THIRD ASSISTANT ENGINEER	131	122	9
9936 ENGINE MIDSHIPMAN	18	18
9939 CHIEF ELECTRICIAN	21	21
9940 ELECTRICIAN	17	16	1
9942 SECOND ELECTRICIAN	71	71
9944 ELECTRONICS TECHNICIAN	38	38
9945 REFRIGERATION ENGINEER	42	42
9946 SECOND REFRIGERATION ENGINEER	4	4
9947 THIRD REFRIGERATION ENGINEER	1	1
9952 DECK ENGINEER-MACHINIST	78	78
9953 DECK ENGINEER-MECHANIC	1	1
9954 UNLICENSED JUNIOR ENGINEER	67	54	13
9955 PUMPMAN	15	15
9957 ENGINE UTILITYMAN	137	132	5
9959 MACHINIST	1	1
9960 OILER	5	1	4
9961 OILER-DIESEL	4	3	1
9965 WIPER	82	74	8
9968 CHIEF STEWARD	49	31	18
9969 THIRD STEWARD	4	4
9971 CHIEF COOK	36	32	4
9972 STEWARD COOK	12	12
9973 SECOND COOK	29	11	18
9974 THIRD COOK	9	9
9975 ASSISTANT COOK	50	50
9976 COOK-BAKER	26	26
9977 SECOND COOK-BAKER	29	29
9978 NIGHT COOK AND BAKER	16	16
9979 STEWARD BAKER	1	1
9982 LAUNDRYMAN	11	11
9984 MESSMAN	1	1
9985 STEWARD UTILITYMAN	510	510
9988 PURSER	35	31	4
9991 SUPPLY OFFICER	24	24
9993 JUNIOR SUPPLY OFFICER	36	36
9994 ASSISTANT STOREKEEPER	55	55
9996 MEDICAL SERVICES OFFICER	39	39
9998 YEOMAN-STOREKEEPER	100	100
9900 VESSEL JOBS EXCLUDED FROM FEDERAL WAGE SYSTEM	3,515	3,233	9	...	263	...	10

TABLE B-B FULL-TIME CIVILIAN BLUE-COLLAR EMPLOYMENT BY OCCUPATION AND SELECTED AGENCY, SEPTEMBER 30, 1999 -- CONTINUED

OCCUPATION CODES/TITLES	ENERGY	VETERANS AFFAIRS	ARCHITECT OF THE CAPITOL	GOVERNMENT PRINTING OFFICE	FEDERAL EMERGENCY MANAGEMENT AGENCY	GENERAL SERVICES ADMINISTRATION	NATIONAL AERONAUTICS SPACE ADMINISTRATION	PANAMA CANAL COMMISSION	ARMED FORCES RETIREMENT HOME	SMITHSONIAN INSTITUTION	TENNESSEE VALLEY AUTHORITY	SOCIAL SECURITY AGENCY	ALL OTHER AGENCIES
9932 FIRST ASSISTANT ENGINEER
9933 SECOND ASSISTANT ENGINEER
9934 THIRD ASSISTANT ENGINEER
9936 ENGINE MIDSHIPMAN
9939 CHIEF ELECTRICIAN
9940 ELECTRICIAN
9942 SECOND ELECTRICIAN
9944 ELECTRONICS TECHNICIAN
9945 REFRIGERATION ENGINEER
9946 SECOND REFRIGERATION ENGINEER
9947 THIRD REFRIGERATION ENGINEER
9952 DECK ENGINEER-MACHINIST
9953 DECK ENGINEER-MECHANIC
9954 UNLICENSED JUNIOR ENGINEER
9955 PUMPMAN
9957 ENGINE UTILITYMAN
9959 MACHINIST
9960 OILER
9961 OILER-DIESEL
9965 WIPER
9968 CHIEF STEWARD
9969 THIRD STEWARD
9971 CHIEF COOK
9972 STEWARD COOK
9973 SECOND COOK
9974 THIRD COOK
9975 ASSISTANT COOK
9976 COOK-BAKER
9977 SECOND COOK-BAKER
9978 NIGHT COOK AND BAKER
9979 STEWARD BAKER
9982 LAUNDRYMAN
9984 MESSMAN
9985 STEWARD UTILITYMAN
9988 PURSER
9991 SUPPLY OFFICER
9993 JUNIOR SUPPLY OFFICER
9994 ASSISTANT STOREKEEPER
9996 MEDICAL SERVICES OFFICER
9998 YEOMAN-STOREKEEPER
9900 VESSEL JOBS EXCLUDED FROM FEDERAL WAGE SYSTEM



TABLE B-C FULL-TIME CIVILIAN BLUE-COLLAR EMPLOYMENT AND AVERAGE SALARY BY OCCUPATION, MAJOR GEOGRAPHIC AREA, AND GENDER, SEPTEMBER 30, 1999

OCCUPATION	ALL AREAS						WASHINGTON DC-MD-VA-WV METROPOLITAN STATISTICAL AREA						UNITED STATES EXCLUDING WASHINGTON, DC-MD-VA-WV METROPOLITAN STATISTICAL AREA					
	TOTAL		MEN		WOMEN		TOTAL		MEN		WOMEN		TOTAL		MEN		WOMEN	
	EMPLOYMENT	AVERAGE SALARY	EMPLOYMENT	AVERAGE SALARY	EMPLOYMENT	AVERAGE SALARY	EMPLOYMENT	AVERAGE SALARY	EMPLOYMENT	AVERAGE SALARY	EMPLOYMENT	AVERAGE SALARY	EMPLOYMENT	AVERAGE SALARY	EMPLOYMENT	AVERAGE SALARY	EMPLOYMENT	AVERAGE SALARY
GRAND TOTAL	229,485	\$36,428	207,772	\$37,102	21,713	\$29,975	14,571	\$38,171	12,445	\$39,429	2,126	\$30,810	210,450	\$36,433	191,479	\$37,063	18,971	\$30,080
2501 MISCELLANEOUS WIRE COMMUNICATION EQUIPMENT INSTALLATION AND MAINTENANCE	14	\$45,319	12	\$43,848	2	\$54,147	3	\$48,878	2	\$47,229	1	\$52,175	11	\$44,349	10	\$43,172	1	\$56,119
2502 TELECOMMUNICATIONS MECHANIC	514	\$40,133	491	\$40,217	23	\$38,325	16	\$42,810	15	\$43,407	1	\$33,851	464	\$40,155	443	\$40,225	21	\$38,665
2504 WIRE COMMUNICATIONS CABLE SPLICING	105	\$39,411	102	\$39,544	3	\$34,881	91	\$39,684	88	\$39,848	3	\$34,881
2508 COMMUNICATIONS LINE INSTALLING AND REPAIRING WIRE COMMUNICATIONS EQUIPMENT INSTALLATION AND MAINTENANCE	14	\$37,527	14	\$37,527	12	\$37,773	12	\$37,773
2500	647	\$40,071	619	\$40,116	28	\$39,087	19	\$43,768	17	\$43,857	2	\$43,013	578	\$40,111	553	\$40,165	25	\$38,909
2601 MISCELLANEOUS ELECTRONIC EQUIPMENT INSTALLATION AND MAINTENANCE	376	\$47,383	346	\$47,854	30	\$41,947	89	\$59,131	84	\$59,186	5	\$58,207	286	\$43,813	261	\$44,303	25	\$38,695
2602 ELECTRONIC MEASUREMENT EQUIPMENT MECHANIC	1,245	\$42,055	1,174	\$42,116	71	\$41,057	15	\$46,030	15	\$46,030	1,170	\$42,109	1,101	\$42,170	69	\$41,135
2604 ELECTRONICS MECHANIC	7,410	\$39,621	6,892	\$39,790	518	\$37,372	168	\$44,768	160	\$44,851	8	\$43,112	7,166	\$39,526	6,657	\$39,699	509	\$37,261
2606 ELECTRONIC INDUSTRIAL CONTROLS MECHANIC	1,078	\$44,171	1,052	\$44,226	26	\$41,942	153	\$56,297	151	\$56,525	2	\$39,069	920	\$42,189	896	\$42,189	24	\$42,182
2610 ELECTRONIC DIGITAL COMPUTER MECHANIC	595	\$39,380	564	\$39,491	31	\$37,368	10	\$39,086	10	\$39,086	568	\$39,479	539	\$39,571	29	\$37,771
2608 ELECTRONIC INTEGRATED SYSTEMS MECHANIC	3,978	\$42,766	3,797	\$42,829	181	\$41,439	57	\$44,123	54	\$44,256	3	\$41,726	3,896	\$42,757	3,720	\$42,818	176	\$41,468
2600 ELECTRONIC EQUIPMENT INSTALLATION AND MAINTENANCE	14,682	\$41,202	13,825	\$41,349	857	\$38,835	492	\$50,800	474	\$50,958	18	\$46,625	14,006	\$40,901	13,174	\$41,042	832	\$38,675
2801 MISCELLANEOUS ELECTRICAL INSTALLATION AND MAINTENANCE	215	\$39,524	195	\$40,435	20	\$30,641	13	\$33,482	13	\$33,482	200	\$39,822	180	\$40,842	20	\$30,641
2805 ELECTRICIAN	5,392	\$40,023	5,230	\$40,097	162	\$37,610	569	\$42,775	564	\$42,796	5	\$40,405	4,723	\$39,808	4,567	\$39,885	156	\$37,542
2810 ELECTRICIAN (HIGH VOLTAGE)	3,262	\$46,595	3,181	\$46,608	81	\$46,094	128	\$43,479	127	\$43,539	1	\$35,855	3,069	\$46,900	2,990	\$46,915	79	\$46,339
2854 ELECTRICAL EQUIPMENT REPAIRING	888	\$39,320	804	\$39,368	84	\$38,863	14	\$39,631	14	\$39,631	862	\$39,343	780	\$39,386	82	\$38,933
2892 AIRCRAFT ELECTRICIAN	2,317	\$37,744	2,125	\$37,892	192	\$36,110	17	\$38,561	17	\$38,561	2,296	\$37,739	2,104	\$37,887	192	\$36,110
2800 ELECTRICAL INSTALLATION AND MAINTENANCE	12,074	\$41,301	11,535	\$41,441	539	\$38,288	741	\$42,577	735	\$42,601	6	\$39,646	11,150	\$41,298	10,621	\$41,448	529	\$38,291
3101 MISCELLANEOUS FABRIC AND LEATHER WORK	39	\$34,785	30	\$36,342	9	\$29,596	39	\$34,785	30	\$36,342	9	\$29,596
3103 SHOE REPAIRING	5	\$35,613	5	\$35,613	1	\$33,851	1	\$33,851	4	\$36,053	4	\$36,053
3105 FABRIC WORKING	1,092	\$36,427	788	\$37,454	304	\$33,764	14	\$34,760	8	\$34,947	6	\$34,512	1,075	\$36,472	777	\$37,516	298	\$33,749
3106 UPHOLSTERING	136	\$39,478	113	\$39,828	23	\$37,758	18	\$40,800	18	\$40,800	118	\$39,277	95	\$39,644	23	\$37,758
3111 SEWING MACHINE OPERATING	197	\$27,023	15	\$27,270	182	\$27,003	6	\$30,182	2	\$30,533	4	\$30,006	190	\$26,961	13	\$26,768	177	\$26,975
3119 BROOM AND BRUSH MAKING	8	\$41,208	7	\$41,513	1	\$39,069	8	\$41,208	7	\$41,513	1	\$39,069
3100 FABRIC AND LEATHER WORK	1,477	\$35,434	958	\$37,560	519	\$31,508	39	\$36,820	29	\$38,238	10	\$32,710	1,434	\$35,422	926	\$37,569	508	\$31,507
3301 MISCELLANEOUS INSTRUMENT WORK	9	\$40,759	9	\$40,759	9	\$40,759	9	\$40,759
3306 OPTICAL INSTRUMENT REPAIRING	275	\$39,687	253	\$39,766	22	\$38,779	3	\$38,310	3	\$38,310	271	\$39,728	249	\$39,812	22	\$38,779
3314 INSTRUMENT MAKING	406	\$51,103	387	\$51,218	19	\$48,759	30	\$49,220	30	\$49,220	376	\$51,253	357	\$51,386	19	\$48,759
3359 INSTRUMENT MECHANIC	1,057	\$41,106	906	\$41,882	151	\$36,452	25	\$47,520	25	\$47,520	1,010	\$40,932	859	\$41,720	151	\$36,452
3364 PROJECTION EQUIPMENT REPAIRING	7	\$34,954	6	\$35,942	1	\$29,030	1	\$40,196	1	\$40,196	6	\$34,081	5	\$35,091	1	\$29,030
3300 INSTRUMENT WORK	1,754	\$43,171	1,561	\$43,824	193	\$37,890	59	\$47,792	59	\$47,792	1,672	\$43,033	1,479	\$43,704	193	\$37,890
3401 MISCELLANEOUS MACHINE TOOL WORK	297	\$44,588	287	\$44,871	10	\$36,460	4	\$50,902	4	\$50,902	290	\$44,518	280	\$44,806	10	\$36,460
3414 MACHINING	4,616	\$40,830	4,413	\$40,941	203	\$38,405	136	\$47,778	133	\$47,763	3	\$48,467	4,467	\$40,625	4,267	\$40,736	200	\$38,255
3416 TOOLMAKING	461	\$44,132	459	\$44,126	2	\$45,622	4	\$46,040	4	\$46,040	455	\$44,104	453	\$44,098	2	\$45,622
3417 TOOL GRINDING	31	\$39,062	31	\$39,062	31	\$39,062	31	\$39,062
3422 POWER SAW OPERATING	4	\$30,648	4	\$30,648	3	\$29,580	3	\$29,580	1	\$33,851	1	\$33,851
3428 DIE SINKING	5	\$46,085	5	\$46,085	5	\$46,085	5	\$46,085
3400 MACHINE TOOL WORK	5,414	\$41,304	5,199	\$41,425	215	\$38,382	147	\$47,444	144	\$47,423	3	\$48,467	5,249	\$41,137	5,037	\$41,259	212	\$38,239
3501 MISCELLANEOUS GENERAL SERVICES AND SUPPORT WORK	944	\$19,191	295	\$23,124	649	\$17,403	20	\$32,476	10	\$36,485	10	\$28,467	902	\$19,129	272	\$23,251	630	\$17,349
3502 LABORING	4,936	\$23,640	4,309	\$23,783	627	\$22,654	655	\$25,485	587	\$25,364	68	\$26,530	4,181	\$23,473	3,632	\$23,658	549	\$22,251
3508 PIPELINE WORKING	9	\$32,353	9	\$32,353	9	\$32,353	9	\$32,353
3511 LABORATORY WORKING	118	\$27,669	79	\$27,958	39	\$27,083	45	\$27,084	23	\$27,027	22	\$27,144	71	\$28,337	54	\$28,757	17	\$27,005
3513 COIN/CURRENCY CHECKING	268	\$33,752	127	\$35,267	141	\$32,387	153	\$36,567	69	\$36,542	84	\$36,588	115	\$30,006	58	\$33,750	57	\$26,196
3515 LABORATORY SUPPORT WORKING	35	\$26,560	28	\$26,866	7	\$25,336	6	\$32,898	6	\$32,898	29	\$25,249	22	\$25,221	7	\$25,336
3543 STEVEDORING	62	\$34,453	58	\$34,791	4	\$29,558	49	\$34,785	45	\$35,249	4	\$29,558
3546 RAILROAD REPAIRING	37	\$36,074	37	\$36,074	37	\$36,074	37	\$36,074
3566 CUSTODIAL WORKING	11,374	\$23,948	9,069	\$24,016	2,305	\$23,682	1,218	\$24,325	536	\$24,666	682	\$24,056	10,035	\$23,975	8,438	\$24,042	1,597	\$23,621
3500 GENERAL SERVICES AND SUPPORT WORK	17,783	\$23,854	14,011	\$24,137	3,772	\$22,801	2,097	\$25,742	1,231	\$25,845	866	\$25,595	15,428	\$23,691	12,567	\$24,062	2,861	\$22,061
3601 MISCELLANEOUS STRUCTURAL AND FINISHING WORK	76	\$38,041	73	\$38,710	3	\$21,767	3	\$54,874	3	\$54,874	73	\$37,350	70	\$38,017	3	\$21,767
3602 CEMENT FINISHING	95	\$34,480	95	\$34,480	7	\$34,137	7	\$34,137	87	\$34,558	87	\$34,558
3603 MASONRY	606	\$37,115	601	\$37,131	5	\$35,233	96	\$40,322	95	\$40,354	1	\$37,336	462	\$37,519	458	\$37,544	4	\$34,707
3604 TILE SETTING	60	\$40,607	59	\$40,574	1	\$42,512	3	\$40,196	3	\$40,196	57	\$40,628	56	\$40,595	1	\$42,512
3605 PLASTERING	72	\$37,035	71	\$36,946	1	\$43,410	16	\$38,881	16	\$38,881	56	\$36,508	55	\$36,383	1	\$43,410

TABLE B-C FULL-TIME CIVILIAN BLUE-COLLAR EMPLOYMENT AND AVERAGE SALARY BY OCCUPATION, MAJOR GEOGRAPHIC AREA, AND GENDER, SEPTEMBER 30, 1999

OCCUPATION	ALL AREAS						WASHINGTON DC-MD-VA-WV METROPOLITAN STATISTICAL AREA						UNITED STATES EXCLUDING WASHINGTON, DC-MD-VA-WV METROPOLITAN STATISTICAL AREA					
	TOTAL		MEN		WOMEN		TOTAL		MEN		WOMEN		TOTAL		MEN		WOMEN	
	EMPLOYMENT	AVERAGE SALARY	EMPLOYMENT	AVERAGE SALARY	EMPLOYMENT	AVERAGE SALARY	EMPLOYMENT	AVERAGE SALARY	EMPLOYMENT	AVERAGE SALARY	EMPLOYMENT	AVERAGE SALARY	EMPLOYMENT	AVERAGE SALARY	EMPLOYMENT	AVERAGE SALARY	EMPLOYMENT	AVERAGE SALARY
3606 ROOFING	124	\$36,835	124	\$36,835	11	\$34,990	11	\$34,990	113	\$37,014	113	\$37,014
3609 FLOOR COVERING INSTALLING	37	\$36,645	37	\$36,645	5	\$34,727	5	\$34,727	32	\$36,945	32	\$36,945
3610 INSULATING	765	\$40,371	692	\$40,721	73	\$37,052	41	\$41,389	38	\$41,521	3	\$39,716	723	\$40,335	653	\$40,699	70	\$36,938
3611 GLAZING	28	\$37,100	28	\$37,100	3	\$38,776	3	\$38,776	25	\$36,899	25	\$36,899
3653 ASPHALT WORKING	28	\$31,515	28	\$31,515	2	\$30,397	2	\$30,397	26	\$31,601	26	\$31,601
3600 STRUCTURAL AND FINISHING WORK	1,891	\$38,334	1,808	\$38,417	83	\$36,532	187	\$39,838	183	\$39,854	4	\$39,121	1,654	\$38,512	1,575	\$38,617	79	\$36,401
3701 MISCELLANEOUS METAL PROCESSING	108	\$34,767	96	\$36,009	12	\$24,828	106	\$34,533	94	\$35,772	12	\$24,828
3702 FLAME/ARC CUTTING	4	\$35,719	4	\$35,719	4	\$35,719	4	\$35,719
3703 WELDING	2,824	\$39,498	2,731	\$39,504	93	\$39,294	49	\$41,240	49	\$41,240	2,748	\$39,523	2,656	\$39,530	92	\$39,320
3705 NONDESTRUCTIVE TESTING	875	\$38,191	747	\$38,508	128	\$36,342	10	\$38,862	9	\$38,482	1	\$42,283	864	\$38,186	737	\$38,511	127	\$36,295
3707 METALIZING	110	\$34,870	91	\$35,347	19	\$32,585	110	\$34,870	91	\$35,347	19	\$32,585
3708 METAL PROCESS WORKING	12	\$40,822	12	\$40,822	1	\$49,441	1	\$49,441	11	\$40,038	11	\$40,038
3711 ELECTROPLATING	421	\$36,028	376	\$36,273	45	\$33,984	1	\$40,196	1	\$40,196	420	\$36,018	375	\$36,262	45	\$33,984
3712 HEAT TREATING	138	\$37,130	122	\$37,999	16	\$30,502	138	\$37,130	122	\$37,999	16	\$30,502
3722 COLD WORKING	1	\$39,152	1	\$39,152	1	\$39,152	1	\$39,152
3725 BATTERY REPAIRING	68	\$34,776	65	\$34,807	3	\$34,088	11	\$36,247	11	\$36,247	57	\$34,492	54	\$34,514	3	\$34,088
3727 BUFFING AND POLISHING	67	\$32,297	36	\$33,058	31	\$31,413	67	\$32,297	36	\$33,058	31	\$31,413
3735 METAL PHOTOTRANSFERRING	11	\$31,948	10	\$32,042	1	\$31,013	11	\$31,948	10	\$32,042	1	\$31,013
3736 CIRCUIT BOARD MAKING	18	\$36,039	17	\$35,740	1	\$41,114	18	\$36,039	17	\$35,740	1	\$41,114
3741 FURNACE OPERATING	5	\$41,774	5	\$41,774	5	\$41,774	5	\$41,774
3769 SHOT PEENING MACHINE OPERATING	72	\$34,079	64	\$34,300	8	\$32,307	72	\$34,079	64	\$34,300	8	\$32,307
3700 METAL PROCESSING	4,734	\$38,383	4,377	\$38,624	357	\$35,426	72	\$40,246	71	\$40,218	1	\$42,283	4,632	\$38,377	4,277	\$38,624	355	\$35,403
3801 MISCELLANEOUS METAL WORK	462	\$40,442	437	\$40,916	25	\$32,172	5	\$37,921	5	\$37,921	457	\$40,470	432	\$40,950	25	\$32,172
3802 METAL FORGING	39	\$40,971	39	\$40,971	39	\$40,971	39	\$40,971
3806 SHEET METAL MECHANIC	6,541	\$38,149	6,122	\$38,301	419	\$35,931	154	\$42,854	154	\$42,854	6,326	\$38,025	5,908	\$38,173	418	\$35,939
3807 STRUCTURAL/ORNAMENTAL IRON WORKING	37	\$42,018	35	\$41,702	2	\$47,532	4	\$48,398	3	\$47,013	1	\$52,551	33	\$41,244	32	\$41,205	1	\$42,512
3808 BOILERMAKING	560	\$42,969	531	\$43,313	29	\$36,661	1	\$40,196	1	\$40,196	556	\$43,006	527	\$43,355	29	\$36,661
3809 MOBILE EQUIPMENT METAL MECHANIC	378	\$37,902	372	\$37,928	6	\$36,269	7	\$41,412	7	\$41,412	352	\$37,969	346	\$37,998	6	\$36,269
3815 PNEUMATIC TOOL OPERATING	3	\$35,570	3	\$35,570	3	\$35,570	3	\$35,570
3816 ENGRAVING	15	\$31,710	9	\$33,758	6	\$28,637	1	\$38,067	1	\$38,067	14	\$31,256	8	\$33,220	6	\$28,637
3818 SPRINGMAKING	3	\$38,714	3	\$38,714	3	\$38,714	3	\$38,714
3819 AIRFRAME JIG FITTING	4	\$40,305	4	\$40,305	4	\$40,305	4	\$40,305
3820 SHIPFITTING	1,001	\$41,154	964	\$41,371	37	\$35,519	999	\$41,151	962	\$41,368	37	\$35,519
3830 BLACKSMITHING	3	\$34,992	3	\$34,992	1	\$40,196	1	\$40,196	2	\$32,391	2	\$32,391
3832 MEDAL MAKING	5	\$38,000	4	\$36,961	1	\$42,157	5	\$38,000	4	\$36,961	1	\$42,157
3833 TRANSFER ENGRAVING	3	\$42,199	3	\$42,199	3	\$42,199	3	\$42,199
3858 METAL TANK AND RADIATOR REPAIRING	54	\$36,118	51	\$36,417	3	\$31,027	54	\$36,118	51	\$36,417	3	\$31,027
3869 METAL FORMING MACHINE OPERATING	440	\$33,095	368	\$33,622	72	\$30,401	440	\$33,095	368	\$33,622	72	\$30,401
3872 METAL TUBE MAKING, INSTALLING, AND REPAIRING	37	\$37,477	36	\$37,467	1	\$37,837	37	\$37,477	36	\$37,467	1	\$37,837
3800 METAL WORK	9,585	\$38,616	8,984	\$38,853	601	\$35,080	173	\$42,723	172	\$42,666	1	\$52,551	9,327	\$38,543	8,728	\$38,782	599	\$35,055
3901 MISCELLANEOUS MOTION PICTURE, RADIO, TELEVISION, AND SOUND EQUIPMENT OPERATING	50	\$34,076	49	\$34,322	1	\$22,018	17	\$35,410	17	\$35,410	33	\$33,389	32	\$33,744	1	\$22,018
3910 MOTION PICTURE PROJECTION	19	\$33,939	13	\$34,256	6	\$33,253	7	\$34,516	4	\$35,949	3	\$32,606	12	\$33,603	9	\$33,503	3	\$33,900
3911 SOUND RECORDING EQUIPMENT OPERATING	6	\$29,583	5	\$29,423	1	\$30,387	5	\$29,423	5	\$29,423
3919 TELEVISION EQUIPMENT OPERATING	5	\$58,686	5	\$58,686	5	\$58,686	5	\$58,686
3940 BROADCASTING EQUIPMENT OPERATING	128	\$57,856	120	\$58,390	8	\$49,853	116	\$59,248	110	\$59,383	6	\$56,766	12	\$44,406	10	\$47,465	2	\$29,114
3941 PUBLIC ADDRESS EQUIPMENT OPERATING	8	\$29,839	8	\$29,839	8	\$29,839	8	\$29,839
3900 MOTION PICTURE, RADIO, TELEVISION, AND SOUND EQUIPMENT OPERATING	216	\$48,444	200	\$49,066	16	\$40,672	146	\$55,069	136	\$55,671	10	\$46,880	70	\$34,625	64	\$35,028	6	\$30,324
4001 MISCELLANEOUS LENS AND CRYSTAL WORK	1	\$36,460	1	\$36,460	1	\$36,460	1	\$36,460
4005 OPTICAL ELEMENT WORKING	2	\$35,918	1	\$33,914	1	\$37,921	2	\$35,918	1	\$33,914	1	\$37,921
4010 PRESCRIPTION EYEGLOSS MAKING	27	\$35,926	25	\$36,025	2	\$34,686	26	\$35,997	25	\$36,025	1	\$35,291
4000 LENS AND CRYSTAL WORK	30	\$35,943	27	\$35,963	3	\$35,764	29	\$36,007	27	\$35,963	2	\$36,606
4101 MISCELLANEOUS PAINTING AND PAPERHANGING	59	\$34,571	45	\$35,390	14	\$31,937	59	\$34,571	45	\$35,390	14	\$31,937
4102 PAINTING	3,751	\$36,370	3,565	\$36,475	186	\$34,348	239	\$39,693	231	\$39,635	8	\$41,357	3,464	\$36,194	3,286	\$36,311	178	\$34,033
4103 PAPERHANGING	14	\$34,753	14	\$34,753	14	\$34,753	14	\$34,753
4104 SIGN PAINTING	162	\$36,245	141	\$36,104	21	\$37,194	8	\$35,975	8	\$35,975	150	\$36,470	129	\$36,353	21	\$37,194
4100 PAINTING AND PAPERHANGING	3,986	\$36,332	3,765	\$36,442	221	\$34,466	247	\$39,572	239	\$39,512	8	\$41,357	3,687	\$36,174	3,474	\$36,295	213	\$34,207

TABLE B-C FULL-TIME CIVILIAN BLUE-COLLAR EMPLOYMENT AND AVERAGE SALARY BY OCCUPATION, MAJOR GEOGRAPHIC AREA, AND GENDER, SEPTEMBER 30, 1999

OCCUPATION	ALL AREAS						WASHINGTON DC-MD-VA-WV METROPOLITAN STATISTICAL AREA						UNITED STATES EXCLUDING WASHINGTON, DC-MD-VA-WV METROPOLITAN STATISTICAL AREA					
	TOTAL		MEN		WOMEN		TOTAL		MEN		WOMEN		TOTAL		MEN		WOMEN	
	EMPLOYMENT	AVERAGE SALARY	EMPLOYMENT	AVERAGE SALARY	EMPLOYMENT	AVERAGE SALARY	EMPLOYMENT	AVERAGE SALARY	EMPLOYMENT	AVERAGE SALARY	EMPLOYMENT	AVERAGE SALARY	EMPLOYMENT	AVERAGE SALARY	EMPLOYMENT	AVERAGE SALARY	EMPLOYMENT	AVERAGE SALARY
CODES TITLES																		
4201 MISCELLANEOUS PLUMBING AND PIPEFITTING	74	\$36,090	71	\$36,591	3	\$24,216	13	\$49,169	13	\$49,169	61	\$33,302	58	\$33,772	3	\$24,216
4204 PIPEFITTING	4,171	\$41,135	4,064	\$41,217	107	\$38,050	344	\$42,236	343	\$42,246	1	\$38,756	3,820	\$41,043	3,714	\$41,128	106	\$38,043
4206 PLUMBING	1,244	\$37,546	1,228	\$37,515	16	\$39,910	93	\$38,260	92	\$38,292	1	\$35,312	1,097	\$37,704	1,082	\$37,669	15	\$40,217
4255 FUEL DISTRIBUTION SYSTEMS MECHANIC	178	\$40,169	177	\$40,198	1	\$35,124	2	\$40,196	2	\$40,196	167	\$40,115	166	\$40,145	1	\$35,124
4200 PLUMBING AND PIPEFITTING	5,667	\$40,251	5,540	\$40,304	127	\$37,934	452	\$41,608	450	\$41,628	2	\$37,034	5,145	\$40,209	5,020	\$40,265	125	\$37,949
4301 MISCELLANEOUS PLIABLE MATERIALS WORK	71	\$37,018	67	\$36,945	4	\$38,255	71	\$37,018	67	\$36,945	4	\$38,255
4351 PLASTIC MOLDING EQUIPMENT OPERATING	14	\$41,867	11	\$41,000	3	\$45,044	14	\$41,867	11	\$41,000	3	\$45,044
4352 PLASTIC FABRICATING	390	\$39,166	342	\$39,674	48	\$35,544	390	\$39,166	342	\$39,674	48	\$35,544
4360 RUBBER PRODUCTS MOLDING	29	\$37,826	26	\$38,295	3	\$33,753	29	\$37,826	26	\$38,295	3	\$33,753
4361 RUBBER EQUIPMENT REPAIRING	39	\$32,250	29	\$31,480	10	\$34,482	39	\$32,250	29	\$31,480	10	\$34,482
4370 GLASSBLOWING	2	\$47,855	2	\$47,855	1	\$50,631	1	\$50,631	1	\$45,079	1	\$45,079
4371 PLASTER PATTERN CASTING	3	\$38,874	2	\$37,462	1	\$41,698	3	\$38,874	2	\$37,462	1	\$41,698
4373 MOLDING	35	\$41,366	35	\$41,366	35	\$41,366	35	\$41,366
4300 PLIABLE MATERIALS WORK	583	\$38,600	514	\$38,953	69	\$35,972	1	\$50,631	1	\$50,631	582	\$38,579	513	\$38,930	69	\$35,972
4401 MISCELLANEOUS PRINTING	290	\$38,365	215	\$39,215	75	\$35,930	240	\$38,007	178	\$38,906	62	\$35,425	49	\$40,426	36	\$41,180	13	\$38,338
4402 BINDERY WORKING	489	\$39,096	326	\$39,906	163	\$37,477	339	\$41,070	213	\$42,424	126	\$38,780	148	\$34,655	112	\$35,158	36	\$33,088
4403 HAND COMPOSING	144	\$52,692	101	\$53,762	43	\$50,177	144	\$52,692	101	\$53,762	43	\$50,177
4405 FILM ASSEMBLY-STRIPPING	22	\$46,764	17	\$47,267	5	\$45,051	13	\$54,834	10	\$55,575	3	\$52,364	9	\$35,106	7	\$35,399	2	\$34,081
4406 LETTERPRESS OPERATING	128	\$63,434	118	\$63,480	10	\$62,882	71	\$63,536	66	\$63,590	5	\$62,819	57	\$63,306	52	\$63,341	5	\$62,944
4413 NEGATIVE ENGRAVING	52	\$50,850	40	\$53,540	12	\$41,883	51	\$51,261	40	\$53,540	11	\$42,971	1	\$29,907	1	\$29,907
4414 OFFSET PHOTOGRAPHY	80	\$43,961	63	\$44,023	17	\$43,732	46	\$47,168	35	\$48,201	11	\$43,879	30	\$40,032	25	\$39,150	5	\$44,441
4416 PLATEMAKING	55	\$50,721	47	\$51,489	8	\$46,209	47	\$52,714	40	\$53,428	7	\$48,633	8	\$39,014	7	\$40,410	1	\$29,239
4417 OFFSET PRESS OPERATING	433	\$45,717	396	\$46,262	37	\$39,880	274	\$50,076	256	\$50,465	18	\$44,551	153	\$38,281	134	\$38,682	19	\$35,456
4419 SILK SCREEN MAKING AND PRINTING	28	\$41,237	23	\$41,396	5	\$40,504	28	\$41,237	23	\$41,396	5	\$40,504
4425 PHOTOENGRAVING	23	\$64,637	20	\$65,110	3	\$61,483	23	\$64,637	20	\$65,110	3	\$61,483
4441 BOOKBINDING	136	\$57,558	129	\$57,570	7	\$57,328	102	\$57,855	98	\$57,998	4	\$54,340	34	\$56,667	31	\$56,217	3	\$61,313
4445 BANK NOTE DESIGNING	3	\$84,732	3	\$84,732	3	\$84,732	3	\$84,732
4446 BANK NOTE ENGRAVING	13	\$91,770	12	\$92,357	1	\$84,732	11	\$91,857	10	\$92,570	1	\$84,732	2	\$91,291	2	\$91,291
4447 SCULPTURAL ENGRAVING	1	\$84,732	1	\$84,732	1	\$84,732	1	\$84,732
4448 SIDEROGRAPHIC TRANSFERRING	6	\$82,736	6	\$82,736	6	\$82,736	6	\$82,736
4449 ELECTROLYTIC INTAGLIO PLATEMAKING	22	\$67,509	22	\$67,509	15	\$67,291	15	\$67,291	7	\$67,976	7	\$67,976
4454 INTAGLIO PRESS OPERATING	196	\$69,375	186	\$69,514	10	\$66,780	114	\$69,726	107	\$69,921	7	\$66,742	82	\$68,886	79	\$68,962	3	\$66,867
4400 PRINTING	2,121	\$48,706	1,725	\$50,353	396	\$41,534	1,500	\$50,020	1,199	\$51,932	301	\$42,402	608	\$45,761	515	\$47,006	93	\$38,866
4601 MISCELLANEOUS WOOD WORK	37	\$42,246	34	\$42,289	3	\$41,754	7	\$52,901	6	\$56,077	1	\$33,851	29	\$39,826	27	\$39,390	2	\$45,705
4602 BLOCKING AND BRACING	218	\$34,897	206	\$34,733	12	\$37,712	4	\$37,936	4	\$37,936	214	\$34,840	202	\$34,670	12	\$37,712
4604 WOOD WORKING	730	\$35,040	685	\$34,921	45	\$36,858	12	\$37,729	12	\$37,729	705	\$35,073	660	\$34,951	45	\$36,858
4605 WOOD CRAFTING	438	\$38,688	425	\$38,644	13	\$40,108	119	\$41,042	117	\$41,075	2	\$39,132	309	\$37,912	299	\$37,822	10	\$40,615
4607 CARPENTRY	2,461	\$38,019	2,441	\$38,013	20	\$38,743	263	\$40,282	260	\$40,206	3	\$46,867	2,136	\$37,942	2,119	\$37,947	17	\$37,310
4616 PATTERNMAKING	35	\$46,624	35	\$46,624	35	\$46,624	35	\$46,624
4618 WOODWORKING MACHINE OPERATING	129	\$44,783	122	\$44,950	7	\$41,877	1	\$42,283	1	\$42,283	128	\$44,803	121	\$44,972	7	\$41,877
4639 TIMBER WORKING	45	\$38,596	45	\$38,596	45	\$38,596	45	\$38,596
4654 FORM BLOCK MAKING	9	\$38,164	8	\$38,169	1	\$38,129	9	\$38,164	8	\$38,169	1	\$38,129
4600 WOOD WORK	4,102	\$37,725	4,001	\$37,712	101	\$38,257	406	\$40,629	400	\$40,607	6	\$42,119	3,610	\$37,546	3,516	\$37,534	94	\$38,024
4701 MISCELLANEOUS GENERAL MAINTENANCE AND OPERATIONS WORK	2,431	\$48,278	2,349	\$48,435	82	\$43,776	194	\$48,334	190	\$48,552	4	\$37,958	2,147	\$48,298	2,069	\$48,458	78	\$44,074
4714 MODEL MAKING	403	\$46,584	399	\$46,588	4	\$46,133	73	\$49,214	73	\$49,214	330	\$46,002	326	\$46,000	4	\$46,133
4715 EXHIBITS MAKING/MODELING	85	\$38,333	85	\$38,333	4	\$34,597	4	\$34,597	81	\$38,517	81	\$38,517
4716 RAILROAD CAR REPAIRING	13	\$36,240	13	\$36,240	13	\$36,240	13	\$36,240
4717 BOAT BUILDING AND REPAIRING	73	\$38,024	71	\$38,080	2	\$36,022	73	\$38,024	71	\$38,080	2	\$36,022
4737 GENERAL EQUIPMENT MECHANIC	238	\$39,560	232	\$39,592	6	\$38,307	2	\$40,196	2	\$40,196	235	\$39,567	229	\$39,600	6	\$38,307
4741 GENERAL EQUIPMENT OPERATING	49	\$31,787	49	\$31,787	5	\$34,151	5	\$34,151	44	\$31,518	44	\$31,518
4742 UTILITY SYSTEMS REPAIRING-OPERATING	2,334	\$41,409	2,300	\$41,451	34	\$38,579	600	\$41,642	591	\$41,693	9	\$38,338	1,725	\$41,328	1,700	\$41,367	25	\$38,665
4745 RESEARCH LABORATORY MECHANIC	139	\$44,815	130	\$45,007	9	\$42,039	1	\$40,196	1	\$40,196	138	\$44,848	129	\$45,044	9	\$42,039
4749 MAINTENANCE MECHANIC	11,631	\$37,059	11,283	\$37,244	348	\$31,060	913	\$37,845	884	\$38,114	29	\$29,647	10,596	\$37,074	10,281	\$37,249	315	\$31,361
4754 CEMETERY CARETAKING	596	\$28,802	582	\$28,933	14	\$23,348	46	\$29,280	44	\$29,587	2	\$22,529	533	\$29,022	522	\$29,128	11	\$24,002
4700 GENERAL MAINTENANCE AND OPERATIONS WORK	17,992	\$39,167	17,493	\$39,318	499	\$33,871	1,838	\$40,416	1,794	\$40,626	44	\$31,857	15,915	\$39,065	15,465	\$39,205	450	\$34,249
4801 MISCELLANEOUS GENERAL EQUIPMENT MAINTENANCE	440	\$31,916	424	\$31,845	16	\$33,790	8	\$43,026	8	\$43,026	429	\$31,679	413	\$31,597	16	\$33,790
4804 LOCKSMITHING	320	\$36,512	304	\$36,554	16	\$35,702	38	\$39,140	36	\$39,473	2	\$33,142	277	\$36,224	263	\$36,232	14	\$36,068
4805 MEDICAL EQUIPMENT REPAIRING	356	\$41,089	331	\$41,322	25	\$38,004	17	\$42,328	17	\$42,328	335	\$41,081	311	\$41,302	24	\$38,210
4806 OFFICE APPLIANCE REPAIRING	51	\$37,563	48	\$37,870	3	\$32,655	4	\$44,871	4	\$44,871	47	\$36,941	44	\$37,233	3	\$32,655
4807 CHEMICAL EQUIPMENT REPAIRING	19																	

TABLE B-C FULL-TIME CIVILIAN BLUE-COLLAR EMPLOYMENT AND AVERAGE SALARY BY OCCUPATION, MAJOR GEOGRAPHIC AREA, AND GENDER, SEPTEMBER 30, 1999

OCCUPATION	ALL AREAS						WASHINGTON DC-MD-VA-WV METROPOLITAN STATISTICAL AREA						UNITED STATES EXCLUDING WASHINGTON, DC-MD-VA-WV METROPOLITAN STATISTICAL AREA					
	TOTAL		MEN		WOMEN		TOTAL		MEN		WOMEN		TOTAL		MEN		WOMEN	
	EMPLOYMENT	AVERAGE SALARY	EMPLOYMENT	AVERAGE SALARY	EMPLOYMENT	AVERAGE SALARY	EMPLOYMENT	AVERAGE SALARY	EMPLOYMENT	AVERAGE SALARY	EMPLOYMENT	AVERAGE SALARY	EMPLOYMENT	AVERAGE SALARY	EMPLOYMENT	AVERAGE SALARY	EMPLOYMENT	AVERAGE SALARY
CODES TITLES																		
4808 CUSTODIAL EQUIPMENT SERVICING	9	\$30,816	9	\$30,816	1	\$33,851	1	\$33,851	8	\$30,437	8	\$30,437
4812 SAW RECONDITIONING	7	\$39,468	7	\$39,468	1	\$42,283	1	\$42,283	6	\$38,999	6	\$38,999
4816 PROTECTIVE AND SAFETY EQUIPMENT FABRICATING AND REPAIRING	75	\$32,049	61	\$32,236	14	\$31,235	75	\$32,049	61	\$32,236	14	\$31,235
4818 AIRCRAFT SURVIVAL AND FLIGHT EQUIPMENT REPAIRING	580	\$36,977	521	\$37,266	59	\$34,424	16	\$35,693	13	\$36,184	3	\$33,566	560	\$37,034	504	\$37,318	56	\$34,470
4819 BOWLING EQUIPMENT REPAIRING	22	\$30,721	21	\$30,652	1	\$32,161	18	\$30,275	17	\$30,165	1	\$32,161
4839 FILM PROCESSING EQUIPMENT REPAIRING	8	\$37,563	8	\$37,563	8	\$37,563	8	\$37,563
4840 TOOL AND EQUIPMENT REPAIRING	124	\$37,635	106	\$37,276	18	\$39,754	4	\$37,003	3	\$37,357	1	\$35,938	114	\$37,837	97	\$37,461	17	\$39,978
4843 NAVIGATION AIDS REPAIRING	7	\$42,793	7	\$42,793	7	\$42,793	7	\$42,793
4844 BICYCLE REPAIRING	2	\$33,382	2	\$33,382	2	\$33,382	2	\$33,382
4845 ORTHOPEDIC APPLIANCE REPAIRING	4	\$38,145	4	\$38,145	4	\$38,145	4	\$38,145
4848 MECHANICAL PARTS REPAIRING	49	\$34,940	44	\$35,486	5	\$30,136	49	\$34,940	44	\$35,486	5	\$30,136
4850 BEARING RECONDITIONING	65	\$35,100	45	\$35,156	20	\$34,975	65	\$35,100	45	\$35,156	20	\$34,975
4851 RECLAMATION WORKING	2	\$32,088	2	\$32,088	2	\$32,088	2	\$32,088
4855 DOMESTIC APPLIANCE REPAIRING	17	\$39,923	16	\$39,276	1	\$50,276	13	\$38,701	12	\$37,736	1	\$50,276
4800 GENERAL EQUIPMENT MAINTENANCE	2,157	\$36,263	1,979	\$36,353	178	\$35,261	89	\$39,616	83	\$40,035	6	\$33,820	2,037	\$36,130	1,866	\$36,204	171	\$35,324
5001 MISCELLANEOUS PLANT AND ANIMAL WORK	192	\$31,031	141	\$31,127	51	\$30,767	73	\$34,259	37	\$34,397	36	\$34,118	119	\$29,051	104	\$29,964	15	\$22,722
5002 FARMING	46	\$27,548	43	\$28,166	3	\$18,686	3	\$38,784	3	\$38,784	41	\$27,045	38	\$27,705	3	\$18,686
5003 GARDENING	1,034	\$32,738	958	\$32,771	76	\$32,330	248	\$33,905	227	\$34,080	21	\$32,012	776	\$32,445	721	\$32,444	55	\$32,452
5026 PEST CONTROLLING	427	\$37,261	415	\$37,307	12	\$35,676	28	\$37,400	27	\$37,477	1	\$35,312	384	\$37,428	374	\$37,473	10	\$35,746
5031 INSECTS PRODUCTION WORKING	90	\$24,240	71	\$24,426	19	\$23,545	1	\$24,585	89	\$24,236	71	\$24,426	18	\$23,487
5034 DAIRY FARMING	7	\$42,506	7	\$42,506	7	\$42,506	7	\$42,506
5035 LIVESTOCK RANCHING/WRANGLING	27	\$32,291	26	\$32,307	1	\$31,889	27	\$32,291	26	\$32,307	1	\$31,889
5042 TREE TRIMMING AND REMOVING	76	\$35,222	76	\$35,222	36	\$32,229	36	\$32,229
5048 ANIMAL CARETAKING	448	\$29,893	375	\$30,080	73	\$28,935	120	\$31,331	97	\$31,803	23	\$29,337	328	\$29,367	278	\$29,478	50	\$28,751
5000 PLANT AND ANIMAL WORK	2,347	\$32,555	2,112	\$32,815	235	\$30,221	513	\$33,867	431	\$34,196	82	\$32,136	1,807	\$32,227	1,655	\$32,510	152	\$29,154
5201 MISCELLANEOUS OCCUPATIONS	276	\$35,278	249	\$35,616	27	\$32,164	19	\$46,513	17	\$44,372	2	\$64,718	250	\$34,289	225	\$34,814	25	\$29,559
5205 GAS AND RADIATION DETECTING	62	\$38,317	54	\$38,325	8	\$38,263	62	\$38,317	54	\$38,325	8	\$38,263
5210 RIGGING	1,642	\$39,968	1,608	\$40,080	34	\$34,677	46	\$37,163	45	\$37,190	1	\$35,938	1,587	\$40,054	1,554	\$40,169	33	\$34,639
5220 SHIPWRIGHT	331	\$40,484	319	\$40,510	12	\$39,787	331	\$40,484	319	\$40,510	12	\$39,787
5221 LOFTING	41	\$48,308	41	\$48,308	41	\$48,308	41	\$48,308
5235 TEST RANGE TRACKING	15	\$39,088	15	\$39,088	15	\$39,088	15	\$39,088
5200 MISCELLANEOUS OCCUPATIONS	2,367	\$39,589	2,286	\$39,753	81	\$34,950	65	\$39,896	62	\$39,160	3	\$55,125	2,286	\$39,580	2,208	\$39,771	78	\$34,174
5301 MISCELLANEOUS INDUSTRIAL EQUIPMENT MAINTENANCE	798	\$40,490	780	\$40,679	18	\$32,308	119	\$42,417	113	\$42,784	6	\$35,514	679	\$40,152	667	\$40,322	12	\$30,705
5306 AIR CONDITIONING EQUIPMENT MECHANIC	2,715	\$39,132	2,675	\$39,162	40	\$37,093	283	\$40,972	282	\$41,008	1	\$30,908	2,340	\$39,071	2,301	\$39,102	39	\$37,252
5309 HEATING AND BOILER PLANT EQUIPMENT MECHANIC	575	\$39,517	569	\$39,535	6	\$37,841	38	\$41,151	38	\$41,151	534	\$39,425	528	\$39,443	6	\$37,841
5310 KITCHEN/BAKERY EQUIPMENT REPAIRING	62	\$36,632	62	\$36,632	3	\$39,716	3	\$39,716	58	\$36,466	58	\$36,466
5312 SEWING MACHINE REPAIRING	8	\$38,563	8	\$38,563	8	\$38,563	8	\$38,563
5313 ELEVATOR MECHANIC	151	\$42,417	151	\$42,417	89	\$44,630	89	\$44,630	60	\$39,481	60	\$39,481
5317 LAUNDRY AND DRY CLEANING EQUIPMENT REPAIRING	46	\$38,340	45	\$38,332	1	\$38,693	46	\$38,340	45	\$38,332	1	\$38,693
5318 LOCK AND DAM REPAIRING	477	\$42,599	471	\$42,625	6	\$40,564	477	\$42,599	471	\$42,625	6	\$40,564
5323 OILING AND GREASING	55	\$33,307	53	\$33,394	2	\$31,003	1	\$29,260	1	\$29,260	54	\$33,382	52	\$33,474	2	\$31,003
5330 PRINTING EQUIPMENT REPAIRING	8	\$46,198	8	\$46,198	7	\$48,010	7	\$48,010	1	\$33,517	1	\$33,517
5334 MARINE MACHINERY MECHANIC	1,731	\$42,065	1,671	\$42,202	60	\$38,233	6	\$40,526	6	\$40,526	1,709	\$42,135	1,649	\$42,277	60	\$38,233
5335 WIND TUNNEL MECHANIC	3	\$39,618	3	\$39,618	3	\$39,618	3	\$39,618
5350 PRODUCTION MACHINERY MECHANIC	574	\$40,299	554	\$40,375	20	\$38,195	10	\$42,298	10	\$42,298	563	\$40,249	543	\$40,324	20	\$38,195
5352 INDUSTRIAL EQUIPMENT MECHANIC	1,422	\$43,589	1,395	\$43,608	27	\$42,590	44	\$40,464	44	\$40,464	1,347	\$43,929	1,321	\$43,958	26	\$42,442
5364 DOOR SYSTEMS MECHANIC	36	\$41,343	36	\$41,343	2	\$39,476	2	\$39,476	34	\$41,453	34	\$41,453
5365 PHYSIOLOGICAL TRAINER MECHANIC	14	\$40,753	14	\$40,753	14	\$40,753	14	\$40,753
5378 POWERED SUPPORT SYSTEMS MECHANIC	2,028	\$39,671	1,983	\$39,734	45	\$36,906	51	\$40,490	51	\$40,490	1,945	\$39,714	1,900	\$39,780	45	\$36,906
5384 GASDYNAMIC FACILITY INSTALLING AND REPAIRING	10	\$45,699	9	\$45,311	1	\$49,191	10	\$45,699	9	\$45,311	1	\$49,191
5300 INDUSTRIAL EQUIPMENT MAINTENANCE	10,713	\$40,657	10,487	\$40,718	226	\$37,850	653	\$41,736	646	\$41,811	7	\$34,856	9,882	\$40,690	9,664	\$40,752	218	\$37,907
5401 MISCELLANEOUS INDUSTRIAL EQUIPMENT OPERATION	371	\$40,780	350	\$41,185	21	\$34,025	95	\$46,830	95	\$46,830	275	\$38,670	254	\$39,054	21	\$34,025
5402 BOILER PLANT OPERATOR	1,887	\$40,288	1,868	\$40,290	19	\$40,038	200	\$42,227	197	\$42,236	3	\$41,624	1,673	\$40,108	1,657	\$40,112	16	\$39,741
5403 INCINERATOR OPERATING	39	\$32,009	38	\$31,804	1	\$39,799	6	\$39,549	6	\$39,549	33	\$30,638	32	\$30,351	1	\$39,799
5406 UTILITY SYSTEMS OPERATOR	686	\$39,200	660	\$39,306	26	\$36,507	65	\$43,687	61	\$44,081	4	\$37,676	594	\$38,944	575	\$39,029	19	\$36,359
5407 ELECTRICAL POWER CONTROLLING	2,137	\$49,126	1,987	\$49,172	150	\$48,507	23	\$42,467	22	\$42,472	1	\$42,283	2,106	\$49,215	1,957	\$49,266	149	\$48,549
5408 WASTEWATER TREATMENT PLANT OPERATING	440	\$37,156	425	\$37,205	15	\$35,759	26	\$38,909	25	\$38,858	1	\$40,196	407	\$37,057	393	\$37,114	14	\$35,442
5409 WATER TREATMENT PLANT OPERATING	473	\$38,742	441	\$38,933	32	\$36,105	57	\$41,025	57	\$41,025	404	\$38,540	374	\$38,723	30	\$36,264
5413 FUEL DISTRIBUTION SYSTEM OPERATING	951	\$36,284	926	\$36,391	25	\$32,314	20	\$36,165	19	\$36,286	1	\$33,851	889	\$36,549	867	\$36,646	22	\$32,719
5414 BALING MACHINE OPERATING	30	\$31,265	25	\$31,024	5	\$32,470	23	\$31,531	19	\$31,126	4	\$33,455	7	\$30,392	6	\$30,703	1	\$28,529

TABLE B-C FULL-TIME CIVILIAN BLUE-COLLAR EMPLOYMENT AND AVERAGE SALARY BY OCCUPATION, MAJOR GEOGRAPHIC AREA, AND GENDER, SEPTEMBER 30, 1999

OCCUPATION	ALL AREAS						WASHINGTON DC-MD-VA-WV METROPOLITAN STATISTICAL AREA						UNITED STATES EXCLUDING WASHINGTON, DC-MD-VA-WV METROPOLITAN STATISTICAL AREA					
	TOTAL		MEN		WOMEN		TOTAL		MEN		WOMEN		TOTAL		MEN		WOMEN	
	EMPLOYMENT	AVERAGE SALARY	EMPLOYMENT	AVERAGE SALARY	EMPLOYMENT	AVERAGE SALARY	EMPLOYMENT	AVERAGE SALARY	EMPLOYMENT	AVERAGE SALARY	EMPLOYMENT	AVERAGE SALARY	EMPLOYMENT	AVERAGE SALARY	EMPLOYMENT	AVERAGE SALARY	EMPLOYMENT	AVERAGE SALARY
CODES TITLES																		
5415 AIR CONDITIONING EQUIPMENT OPERATING	245	\$39,676	239	\$39,720	6	\$37,903	17	\$39,894	14	\$40,285	3	\$38,067	227	\$39,630	224	\$39,655	3	\$37,740
5419 STATIONARY-ENGINE OPERATING	50	\$45,054	50	\$45,054	28	\$53,204	28	\$53,204	17	\$33,674	17	\$33,674
5423 SANDBLASTING	339	\$33,516	327	\$33,702	12	\$28,430	3	\$37,093	3	\$37,093	335	\$33,502	323	\$33,690	12	\$28,430
5424 WEIGHING MACHINE OPERATING	44	\$33,608	38	\$33,935	6	\$31,542	44	\$33,608	38	\$33,935	6	\$31,542
5426 LOCK AND DAM OPERATING	1,364	\$36,845	1,310	\$36,909	54	\$35,290	1,353	\$36,730	1,299	\$36,789	54	\$35,290
5427 CHEMICAL PLANT OPERATING	78	\$40,503	75	\$40,765	3	\$33,949	11	\$40,772	11	\$40,772	67	\$40,459	64	\$40,764	3	\$33,949
5430 DRAWBRIDGE OPERATING	4	\$35,036	4	\$35,036	4	\$35,036	4	\$35,036
5433 GAS GENERATING PLANT OPERATING	14	\$47,052	14	\$47,052	14	\$47,052	14	\$47,052
5435 CARTON/BAG MAKING MACHINE OPERATING	22	\$31,998	21	\$31,821	1	\$35,709	22	\$31,998	21	\$31,821	1	\$35,709
5438 ELEVATOR OPERATING	20	\$24,195	5	\$24,931	15	\$23,950	19	\$24,607	5	\$24,931	14	\$24,492	1	\$16,362	1	\$16,362
5439 TESTING EQUIPMENT OPERATING	38	\$37,379	30	\$38,207	8	\$34,274	2	\$41,240	1	\$42,283	1	\$40,196	36	\$37,165	29	\$38,067	7	\$33,428
5440 PACKAGING MACHINE OPERATING	167	\$30,511	99	\$30,997	68	\$29,803	167	\$30,511	99	\$30,997	68	\$29,803
5444 FOOD/FEED PROCESSING EQUIPMENT OPERATING	7	\$33,947	7	\$33,947	2	\$37,671	2	\$37,671	5	\$32,457	5	\$32,457
5446 TEXTILE EQUIPMENT OPERATING	32	\$35,247	29	\$35,927	3	\$28,675	32	\$35,247	29	\$35,927	3	\$28,675
5450 CONVEYOR OPERATING	6	\$31,545	5	\$31,071	1	\$33,914	1	\$33,914	1	\$33,914	5	\$31,071	4	\$30,361	1	\$33,914
5454 SOLVENT STILL OPERATING	7	\$33,845	5	\$34,302	2	\$32,704	7	\$33,845	5	\$34,302	2	\$32,704
5455 PAPER PULPING MACHINE OPERATING	16	\$28,515	14	\$28,040	2	\$31,838	6	\$30,651	5	\$30,065	1	\$33,580	10	\$27,233	9	\$26,915	1	\$30,095
5478 PORTABLE EQUIPMENT OPERATING	11	\$31,360	11	\$31,360	9	\$31,706	9	\$31,706
5479 DREDGING EQUIPMENT OPERATING	53	\$41,859	52	\$41,835	1	\$43,076	53	\$41,859	52	\$41,835	1	\$43,076
5484 COUNTING MACHINE OPERATING	74	\$27,917	61	\$28,491	13	\$25,225	74	\$27,917	61	\$28,491	13	\$25,225
5485 AIRCRAFT WEIGHT AND BALANCE OPERATING	16	\$38,328	14	\$38,256	2	\$38,829	16	\$38,328	14	\$38,256	2	\$38,829
5486 SWIMMING POOL OPERATING	10	\$35,091	9	\$36,084	1	\$26,150	10	\$35,091	9	\$36,084	1	\$26,150
5400 INDUSTRIAL EQUIPMENT OPERATION	9,631	\$40,387	9,139	\$40,527	492	\$37,779	604	\$41,916	571	\$42,488	33	\$32,018	8,896	\$40,355	8,444	\$40,467	452	\$38,277
5701 MISCELLANEOUS TRANSPORTATION/MOBILE EQUIPMENT OPERATION	425	\$38,474	409	\$38,619	16	\$34,751	77	\$35,365	68	\$35,470	9	\$34,570	336	\$39,409	329	\$39,503	7	\$34,984
5703 MOTOR VEHICLE OPERATING	6,715	\$32,845	6,354	\$32,902	361	\$31,839	918	\$33,165	867	\$33,170	51	\$33,080	5,552	\$33,041	5,252	\$33,114	300	\$31,759
5704 FORK LIFT OPERATING	649	\$31,698	597	\$31,709	52	\$31,581	70	\$34,462	66	\$34,372	4	\$35,944	561	\$31,500	515	\$31,509	46	\$31,399
5705 TRACTOR OPERATING	960	\$30,700	928	\$30,702	32	\$30,618	71	\$31,743	68	\$31,768	3	\$31,159	863	\$30,744	836	\$30,750	27	\$30,578
5706 ROAD SWEEPER OPERATING	38	\$30,272	37	\$30,355	1	\$27,214	10	\$31,703	9	\$32,202	1	\$27,214	28	\$29,761	28	\$29,761
5707 TANK DRIVING	1	\$32,662	1	\$32,662	1	\$32,662	1	\$32,662
5716 ENGINEERING EQUIPMENT OPERATING	3,333	\$37,988	3,302	\$38,015	31	\$35,181	115	\$39,751	114	\$39,748	1	\$40,196	3,197	\$37,946	3,168	\$37,973	29	\$35,059
5725 CRANE OPERATING	888	\$41,160	879	\$41,166	9	\$40,581	8	\$41,172	8	\$41,172	869	\$41,130	860	\$41,135	9	\$40,581
5729 DRILL RIG OPERATING	149	\$34,754	147	\$34,881	2	\$25,451	3	\$38,624	3	\$38,624	127	\$37,229	126	\$37,273	1	\$31,681
5736 BRAKING-SWITCHING AND CONDUCTING	90	\$35,351	85	\$35,311	5	\$36,026	90	\$35,351	85	\$35,311	5	\$36,026
5737 LOCOMOTIVE ENGINEERING	82	\$37,422	78	\$37,398	4	\$37,890	82	\$37,422	78	\$37,398	4	\$37,890
5738 RAILROAD MAINTENANCE VEHICLE OPERATING	30	\$34,340	29	\$34,520	1	\$29,114	30	\$34,340	29	\$34,520	1	\$29,114
5767 AIRFIELD CLEARING EQUIPMENT OPERATING	131	\$43,761	129	\$43,667	2	\$49,817	131	\$43,761	129	\$43,667	2	\$49,817
5782 SHIP OPERATING	184	\$69,757	181	\$69,764	3	\$69,334	113	\$53,622	111	\$53,647	2	\$52,207
5784 RIVERBOAT OPERATING	113	\$48,897	113	\$48,897	113	\$48,897	113	\$48,897
5786 SMALL CRAFT OPERATING	242	\$39,360	232	\$39,415	10	\$38,098	5	\$44,536	5	\$44,536	230	\$39,341	220	\$39,397	10	\$38,098
5788 DECKHAND	256	\$31,117	248	\$31,055	8	\$33,024	3	\$32,028	3	\$32,028	250	\$31,089	242	\$31,025	8	\$33,024
5700 TRANSPORTATION/MOBILE EQUIPMENT OPERATION	14,286	\$35,373	13,749	\$35,480	537	\$32,625	1,280	\$33,974	1,211	\$34,008	69	\$33,375	12,573	\$35,390	12,122	\$35,497	451	\$32,520
5801 MISCELLANEOUS TRANSPORTATION/MOBILE EQUIPMENT MAINTENANCE	695	\$36,631	684	\$36,729	11	\$30,512	13	\$40,335	13	\$40,335	656	\$35,940	647	\$36,011	9	\$30,874
5803 HEAVY MOBILE EQUIPMENT MECHANIC	9,493	\$38,061	9,366	\$38,097	127	\$35,353	87	\$41,215	87	\$41,215	9,260	\$38,155	9,134	\$38,192	126	\$35,468
5806 MOBILE EQUIPMENT SERVICING	198	\$30,021	188	\$30,059	10	\$29,299	7	\$32,119	7	\$32,119	186	\$30,222	178	\$30,236	8	\$29,904
5823 AUTOMOTIVE MECHANIC	5,374	\$37,759	5,305	\$37,784	69	\$35,848	199	\$40,627	196	\$40,645	3	\$39,416	5,047	\$37,750	4,983	\$37,775	64	\$35,818
5876 ELECTROMOTIVE EQUIPMENT MECHANIC	119	\$38,459	117	\$38,545	2	\$33,392	13	\$36,473	11	\$37,033	2	\$33,392	101	\$38,742	101	\$38,742
5800 TRANSPORTATION/MOBILE EQUIPMENT MAINTENANCE	15,879	\$37,799	15,660	\$37,838	219	\$34,971	319	\$40,419	314	\$40,474	5	\$37,007	15,250	\$37,833	15,043	\$37,870	207	\$35,162
6501 MISCELLANEOUS AMMUNITION, EXPLOSIVES, AND TOXIC MATERIALS WORK	531	\$33,280	441	\$33,813	90	\$30,668	3	\$35,611	3	\$35,611	518	\$33,252	428	\$33,796	90	\$30,668
6502 EXPLOSIVES OPERATING	659	\$32,917	525	\$33,224	134	\$31,715	68	\$35,969	40	\$36,107	28	\$35,773	584	\$32,536	478	\$32,956	106	\$30,643
6505 MUNITIONS DESTROYING	71	\$35,244	67	\$35,123	4	\$37,269	70	\$35,270	66	\$35,149	4	\$37,269
6511 MISSILE/TOXIC MATERIALS HANDLING	233	\$34,112	209	\$34,129	24	\$33,961	233	\$34,112	209	\$34,129	24	\$33,961
6517 EXPLOSIVES TEST OPERATING	63	\$41,340	61	\$41,305	2	\$42,429	2	\$40,196	2	\$40,196	61	\$41,378	59	\$41,342	2	\$42,429
6500 AMMUNITION, EXPLOSIVES, AND TOXIC MATERIALS WORK	1,557	\$33,667	1,303	\$34,045	254	\$31,728	73	\$36,070	45	\$36,256	28	\$35,773	1,466	\$33,538	1,240	\$33,959	226	\$31,227
6601 MISCELLANEOUS ARMAMENT WORK	80	\$40,185	79	\$40,154	1	\$42,658	79	\$40,191	78	\$40,159	1	\$42,658
6605 ARTILLERY REPAIRING	315	\$36,401	306	\$36,396	9	\$36,581	12	\$43,928	12	\$43,928	302	\$36,148	293	\$36,134	9	\$36,581
6606 ARTILLERY TESTING	37	\$40,164	37	\$40,164	37	\$40,164	37	\$40,164
6610 SMALL ARMS REPAIRING	348	\$33,610	336	\$33,633	12	\$32,945	8	\$37,932	8	\$37,932	338	\$33,572	326	\$33,595	12	\$32,945
6641 ORDNANCE EQUIPMENT MECHANIC	1,057	\$39,249	1,016	\$39,344	41	\$36,888	38	\$41,094	38	\$41,094	1,019	\$39,180	978	\$39,276	41	\$36,888
6652 AIRCRAFT ORDNANCE SYSTEMS MECHANIC	1,368	\$38,625	1,341	\$38,678	27	\$36,022	19	\$39,696	18	\$39,696	1	\$40,196	1,348	\$38,618	1,322	\$38,672	26	\$35,861
6656 SPECIAL WEAPONS SYSTEMS MECHANIC	9	\$38,820	9	\$38,820	9	\$38,820	9	\$38,820
6600 ARMAMENT WORK	3,214	\$38,127	3,124	\$38,184	90	\$36,136	77	\$40,862	76	\$40,871	1	\$40,196	3,132	\$38,077	3,043	\$38,135	89	\$36,090

161

TABLE B-C FULL-TIME CIVILIAN BLUE-COLLAR EMPLOYMENT AND AVERAGE SALARY BY OCCUPATION, MAJOR GEOGRAPHIC AREA, AND GENDER, SEPTEMBER 30, 1999

OCCUPATION		ALL AREAS						WASHINGTON DC-MD-VA-WV METROPOLITAN STATISTICAL AREA						UNITED STATES EXCLUDING WASHINGTON, DC-MD-VA-WV METROPOLITAN STATISTICAL AREA					
		TOTAL		MEN		WOMEN		TOTAL		MEN		WOMEN		TOTAL		MEN		WOMEN	
		EMPLOYMENT	AVERAGE SALARY	EMPLOYMENT	AVERAGE SALARY	EMPLOYMENT	AVERAGE SALARY	EMPLOYMENT	AVERAGE SALARY	EMPLOYMENT	AVERAGE SALARY	EMPLOYMENT	AVERAGE SALARY	EMPLOYMENT	AVERAGE SALARY	EMPLOYMENT	AVERAGE SALARY	EMPLOYMENT	AVERAGE SALARY
CODES TITLES																			
6901	MISCELLANEOUS WAREHOUSING AND STOCK HANDLING	551	\$33,782	447	\$34,091	104	\$32,451	103	\$36,132	60	\$37,045	43	\$34,857	435	\$33,320	374	\$33,739	61	\$30,756
6902	LUMBER HANDLING	2	\$32,453	2	\$32,453	2	\$32,453	2	\$32,453
6903	COAL HANDLING	188	\$38,728	185	\$38,751	3	\$37,290	3	\$41,900	3	\$41,900	185	\$38,677	182	\$38,700	3	\$37,290
6904	TOOLS AND PARTS ATTENDING	2,162	\$30,951	1,652	\$31,082	510	\$30,525	26	\$32,124	21	\$32,774	5	\$29,397	2,110	\$30,995	1,609	\$31,128	501	\$30,569
6907	MATERIALS HANDLING	13,308	\$32,008	11,560	\$32,078	1,748	\$31,543	832	\$32,527	706	\$32,399	126	\$33,250	11,912	\$32,191	10,334	\$32,290	1,578	\$31,539
6910	MATERIALS EXPEDITING	805	\$32,902	641	\$32,964	164	\$32,660	19	\$33,266	16	\$33,588	3	\$31,549	773	\$32,964	613	\$33,031	160	\$32,706
6912	MATERIALS EXAMINING AND IDENTIFYING	2,298	\$32,900	1,871	\$32,976	427	\$32,565	21	\$34,586	18	\$34,735	3	\$33,691	2,203	\$32,935	1,786	\$33,003	417	\$32,645
6913	HAZARDOUS WASTE DISPOSING	163	\$35,248	147	\$35,078	16	\$36,808	3	\$32,620	3	\$32,620	157	\$35,395	141	\$35,235	16	\$36,808
6914	STORE WORKING	2,741	\$27,534	1,747	\$28,071	994	\$26,590	163	\$28,140	109	\$28,504	54	\$27,406	2,144	\$28,020	1,384	\$28,588	760	\$26,987
6941	BULK MONEY HANDLING	298	\$36,343	214	\$35,833	84	\$37,644	148	\$36,633	109	\$35,797	39	\$38,968	150	\$36,058	105	\$35,870	45	\$36,497
6968	AIRCRAFT FREIGHT LOADING	131	\$34,156	118	\$34,305	13	\$32,802	128	\$34,403	115	\$34,584	13	\$32,802
6900	WAREHOUSING AND STOCK HANDLING	22,647	\$31,680	18,584	\$31,930	4,063	\$30,535	1,318	\$32,785	1,045	\$32,708	273	\$33,080	20,199	\$31,885	16,645	\$32,140	3,554	\$30,693
7001	MISCELLANEOUS PACKING AND PROCESSING	63	\$36,969	57	\$36,911	6	\$37,524	62	\$36,768	56	\$36,687	6	\$37,524
7002	PACKING	1,745	\$32,041	1,338	\$32,139	407	\$31,718	21	\$33,224	17	\$33,898	4	\$30,360	1,708	\$32,063	1,309	\$32,154	399	\$31,763
7004	PRESERVATION PACKAGING	8	\$32,390	6	\$32,341	2	\$32,536	8	\$32,390	6	\$32,341	2	\$32,536
7006	PRESERVATION SERVICING	159	\$33,142	140	\$33,442	19	\$30,926	158	\$33,171	140	\$33,442	18	\$31,057
7009	EQUIPMENT CLEANING	347	\$30,293	331	\$30,271	16	\$30,740	6	\$29,190	6	\$29,190	340	\$30,323	324	\$30,302	16	\$30,740
7010	PARACHUTE PACKING	3	\$39,437	3	\$39,437	3	\$39,437	3	\$39,437
7000	PACKING AND PROCESSING	2,325	\$32,000	1,875	\$32,064	450	\$31,731	27	\$32,328	23	\$32,670	4	\$30,360	2,279	\$32,019	1,838	\$32,076	441	\$31,779
7301	MISCELLANEOUS LAUNDRY, DRY CLEANING, AND PRESSING	58	\$37,367	50	\$37,649	8	\$35,604	5	\$27,031	3	\$27,625	2	\$26,140	53	\$38,342	47	\$38,289	6	\$38,759
7304	LAUNDRY WORKING	1,008	\$23,488	644	\$23,538	364	\$23,399	16	\$28,514	7	\$27,289	9	\$29,466	981	\$23,503	629	\$23,608	352	\$23,314
7305	LAUNDRY MACHINE OPERATING	350	\$28,997	314	\$29,093	36	\$28,159	3	\$28,877	3	\$28,877	343	\$29,099	307	\$29,209	36	\$28,159
7306	PRESSING	28	\$29,066	16	\$31,304	12	\$26,082	27	\$29,222	16	\$31,304	11	\$26,194
7307	DRY CLEANING	5	\$35,208	3	\$35,430	2	\$34,874	5	\$35,208	3	\$35,430	2	\$34,874
7300	LAUNDRY, DRY CLEANING, AND PRESSING	1,449	\$25,522	1,027	\$26,079	422	\$24,167	24	\$28,250	13	\$27,733	11	\$28,861	1,409	\$25,574	1,002	\$26,171	407	\$24,105
7401	MISCELLANEOUS FOOD PREPARATION AND SERVING	35	\$38,450	28	\$37,741	7	\$41,290	13	\$45,521	8	\$44,091	5	\$47,809	17	\$36,486	17	\$36,486
7402	BAKING	55	\$33,364	47	\$33,889	8	\$30,283	3	\$35,535	1	\$35,938	2	\$35,333	48	\$33,418	43	\$34,097	5	\$27,578
7404	COOKING	3,869	\$34,670	2,642	\$36,726	1,227	\$30,245	139	\$35,291	77	\$37,008	62	\$33,159	3,527	\$35,058	2,426	\$37,204	1,101	\$30,329
7405	BARTENDING	1	\$26,985	1	\$26,985	1	\$26,985	1	\$26,985
7407	MEATCUTTER	1,412	\$32,514	1,240	\$32,859	172	\$30,027	77	\$33,476	64	\$33,907	13	\$31,355	1,245	\$32,660	1,094	\$33,028	151	\$29,995
7408	FOOD SERVICE WORKING	6,463	\$24,043	3,058	\$24,516	3,405	\$23,618	369	\$25,499	136	\$26,260	233	\$25,055	5,661	\$24,234	2,676	\$24,825	2,985	\$23,704
7420	WAITER	16	\$22,405	10	\$22,237	6	\$22,686	12	\$22,131	9	\$22,342	3	\$21,496
7400	FOOD PREPARATION AND SERVING	11,851	\$28,606	7,025	\$30,693	4,826	\$25,568	602	\$29,265	286	\$31,397	316	\$27,335	10,510	\$28,924	6,265	\$31,143	4,245	\$25,649
7601	MISCELLANEOUS PERSONAL SERVICES	310	\$27,765	273	\$27,758	37	\$27,823	7	\$25,039	6	\$25,550	1	\$21,976	303	\$27,828	267	\$27,807	36	\$27,986
7603	BARBERING	34	\$34,271	22	\$35,881	12	\$31,321	1	\$34,728	1	\$34,728	1	\$34,728	33	\$34,257	21	\$35,935	12	\$31,321
7641	BEAUTICIAN	2	\$33,789	2	\$33,789	2	\$33,789	2	\$33,789
7600	PERSONAL SERVICES	346	\$28,440	295	\$28,363	51	\$28,880	8	\$26,250	7	\$26,861	1	\$21,976	338	\$28,491	288	\$28,400	50	\$29,018
8201	MISCELLANEOUS FLUID SYSTEMS MAINTENANCE	82	\$33,289	80	\$33,284	2	\$33,496	81	\$33,326	79	\$33,321	2	\$33,496
8255	PNEUDRAULIC SYSTEMS MECHANIC	1,441	\$38,005	1,265	\$38,055	176	\$37,643	5	\$36,514	5	\$36,514	1,431	\$38,008	1,255	\$38,059	176	\$37,643
8268	AIRCRAFT PNEUDRAULIC SYSTEMS MECHANIC	1,471	\$38,467	1,434	\$38,494	37	\$37,401	21	\$39,146	21	\$39,146	1,449	\$38,454	1,412	\$38,482	37	\$37,401
8200	FLUID SYSTEMS MAINTENANCE	2,994	\$38,103	2,779	\$38,144	215	\$37,563	26	\$38,640	26	\$38,640	2,961	\$38,098	2,746	\$38,140	215	\$37,563
8601	MISCELLANEOUS ENGINE OVERHAUL	3	\$36,265	3	\$36,265	3	\$36,265	3	\$36,265
8602	AIRCRAFT ENGINE MECHANIC	3,728	\$38,560	3,511	\$38,693	217	\$36,411	48	\$39,556	47	\$39,542	1	\$40,196	3,672	\$38,549	3,456	\$38,684	216	\$36,394
8610	SMALL ENGINE MECHANIC	91	\$36,013	90	\$36,135	1	\$25,107	6	\$40,728	6	\$40,728	85	\$35,681	84	\$35,806	1	\$25,107
8675	LIQUID FUEL ROCKET ENGINE MECHANIC	24	\$41,811	24	\$41,811	24	\$41,811	24	\$41,811
8600	ENGINE OVERHAUL	3,846	\$38,519	3,628	\$38,648	218	\$36,359	54	\$39,686	53	\$39,676	1	\$40,196	3,784	\$38,503	3,567	\$38,635	217	\$36,342
8801	MISCELLANEOUS AIRCRAFT OVERHAUL	1,166	\$48,695	1,143	\$48,702	23	\$48,391	12	\$51,878	12	\$51,878	1,149	\$48,633	1,126	\$48,638	23	\$48,391
8810	AIRCRAFT PROPELLER MECHANIC	142	\$36,485	141	\$36,488	1	\$35,980	1	\$40,196	1	\$40,196	141	\$36,458	140	\$36,462	1	\$35,980
8840	AIRCRAFT MECHANICAL PARTS REPAIRING	754	\$36,725	679	\$36,756	75	\$36,444	754	\$36,725	679	\$36,756	75	\$36,444
8852	AIRCRAFT MECHANIC	11,121	\$39,586	10,844	\$39,628	277	\$37,911	175	\$41,902	174	\$41,900	1	\$42,283	10,912	\$39,555	10,637	\$39,598	275	\$37,903
8862	AIRCRAFT ATTENDING	332	\$29,421	311	\$29,525	21	\$27,878	11	\$37,479	9	\$37,821	2	\$35,938	315	\$29,164	297	\$29,290	18	\$27,087
8863	AIRCRAFT TIRE MOUNTING	21	\$26,658	20	\$26,613	1	\$27,548	1	\$29,301	1	\$29,301	17	\$26,526	17	\$26,526
8800	AIRCRAFT OVERHAUL	13,536	\$39,909	13,138	\$39,977	398	\$37,680	200	\$42,186	197	\$42,249	3	\$38,053	13,288	\$39,884	12,896	\$39,949	392	\$37,738
9003	FILM ASSEMBLING AND REPAIRING	3	\$40,084	3	\$40,084	3	\$40,084	3	\$40,084
9004	MOTION PICTURE DEVELOPING/PRINTING MACHINE OPERATING	2	\$34,592	1	\$34,456	1	\$34,728	2	\$34,592	1	\$34,456	1	\$34,728
9000	FILM PROCESSING	5	\$37,887	4	\$38,677	1	\$34,728	5	\$37,887	4	\$38,677	1	\$34,728

TABLE B-C FULL-TIME CIVILIAN BLUE-COLLAR EMPLOYMENT AND AVERAGE SALARY BY OCCUPATION, MAJOR GEOGRAPHIC AREA, AND GENDER, SEPTEMBER 30, 1999

OCCUPATION	ALL AREAS						WASHINGTON DC-MD-VA-WV METROPOLITAN STATISTICAL AREA						UNITED STATES EXCLUDING WASHINGTON, DC-MD-VA-WV METROPOLITAN STATISTICAL AREA						
	TOTAL		MEN		WOMEN		TOTAL		MEN		WOMEN		TOTAL		MEN		WOMEN		
	EMPLOYMENT	AVERAGE SALARY	EMPLOYMENT	AVERAGE SALARY	EMPLOYMENT	AVERAGE SALARY	EMPLOYMENT	AVERAGE SALARY	EMPLOYMENT	AVERAGE SALARY	EMPLOYMENT	AVERAGE SALARY	EMPLOYMENT	AVERAGE SALARY	EMPLOYMENT	AVERAGE SALARY	EMPLOYMENT	AVERAGE SALARY	
CODES	TITLES																		
9799	UNSPECIFIED BLUE-COLLAR SERIES	82	\$46,409	81	\$46,478	1	\$40,800	23	\$43,024	22	\$43,126	1	\$40,800	57	\$47,975	57	\$47,975
9700	UNSPECIFIED	82	\$46,409	81	\$46,478	1	\$40,800	23	\$43,024	22	\$43,126	1	\$40,800	57	\$47,975	57	\$47,975
9901	MISCELLANEOUS VESSEL JOBS EXCLUDED FROM THE FEDERAL WAGE SYSTEM	45	\$24,844	36	\$25,033	9	\$24,085	45	\$24,844	36	\$25,033	9	\$24,085
9902	MASTER	62	\$102,736	61	\$102,641	1	\$108,503	62	\$102,736	61	\$102,641	1	\$108,503
9903	CHIEF OFFICER CABLE	1	\$42,051	1	\$42,051	1	\$42,051	1	\$42,051
9904	SHIP PILOT	32	\$110,700	32	\$110,700	32	\$110,700	32	\$110,700
9905	FIRST OFFICER	53	\$63,280	53	\$63,280	53	\$63,280	53	\$63,280
9906	SECOND OFFICER	72	\$52,920	71	\$52,956	1	\$50,344	72	\$52,920	71	\$52,956	1	\$50,344
9907	THIRD OFFICER	78	\$41,733	72	\$41,750	6	\$41,524	78	\$41,733	72	\$41,750	6	\$41,524
9909	RADIO OFFICER	3	\$40,138	3	\$40,138	3	\$40,138	3	\$40,138
9911	RADIO ELECTRONICS OFFICER	3	\$43,285	3	\$43,285	3	\$43,285	3	\$43,285
9914	DAMAGE CONTROL OFFICER	13	\$55,498	13	\$55,498	13	\$55,498	13	\$55,498
9915	ASSISTANT DAMAGE CONTROL OFFICER	15	\$50,391	15	\$50,391	15	\$50,391	15	\$50,391
9916	MASTER-MATE (FISHING VESSEL)	8	\$49,066	7	\$50,770	1	\$37,135	8	\$49,066	7	\$50,770	1	\$37,135
9917	DECK MIDSHIPMAN	9	\$35,000	8	\$35,000	1	\$35,000	9	\$35,000	8	\$35,000	1	\$35,000
9918	DAMAGE CONTROL LEADER	5	\$58,268	5	\$58,268	5	\$58,268	5	\$58,268
9919	DAMAGE CONTROL ASSISTANT LEADER	3	\$56,611	3	\$56,611	3	\$56,611	3	\$56,611
9920	BOATSWAIN	70	\$35,770	70	\$35,770	70	\$35,770	70	\$35,770
9921	CARPENTER	15	\$35,540	15	\$35,540	15	\$35,540	15	\$35,540
9923	BOATSWAIN'S MATE	133	\$29,943	131	\$30,013	2	\$25,342	133	\$29,943	131	\$30,013	2	\$25,342
9924	ABLE SEAMAN	249	\$26,692	239	\$26,818	10	\$23,683	249	\$26,692	239	\$26,818	10	\$23,683
9925	ABLE SEAMAN-MAINTENANCE	304	\$28,864	302	\$28,875	2	\$27,200	304	\$28,864	302	\$28,875	2	\$27,200
9926	QUARTERMASTER	3	\$26,897	3	\$26,897	3	\$26,897	3	\$26,897
9927	SEAMAN-FISHERMAN	40	\$26,032	40	\$26,032	40	\$26,032	40	\$26,032
9928	ORDINARY SEAMAN	279	\$21,482	265	\$21,538	14	\$20,432	279	\$21,482	265	\$21,538	14	\$20,432
9929	DAMAGE CONTROLMAN	3	\$45,270	3	\$45,270	3	\$45,270	3	\$45,270
9931	CHIEF ENGINEER	76	\$96,674	76	\$96,674	76	\$96,674	76	\$96,674
9932	FIRST ASSISTANT ENGINEER	54	\$64,696	53	\$65,147	1	\$40,799	54	\$64,696	53	\$65,147	1	\$40,799
9933	SECOND ASSISTANT ENGINEER	82	\$57,938	82	\$57,938	82	\$57,938	82	\$57,938
9934	THIRD ASSISTANT ENGINEER	131	\$46,538	131	\$46,538	131	\$46,538	131	\$46,538
9936	ENGINE MIDSHIPMAN	18	\$35,000	17	\$35,000	1	\$35,000	18	\$35,000	17	\$35,000	1	\$35,000
9939	CHIEF ELECTRICIAN	21	\$37,855	21	\$37,855	21	\$37,855	21	\$37,855
9940	ELECTRICIAN	17	\$35,900	17	\$35,900	17	\$35,900	17	\$35,900
9942	SECOND ELECTRICIAN	71	\$32,946	71	\$32,946	71	\$32,946	71	\$32,946
9944	ELECTRONICS TECHNICIAN	38	\$44,033	38	\$44,033	38	\$44,033	38	\$44,033
9945	REFRIGERATION ENGINEER	42	\$31,581	42	\$31,581	42	\$31,581	42	\$31,581
9946	SECOND REFRIGERATION ENGINEER	4	\$29,656	4	\$29,656	4	\$29,656	4	\$29,656
9947	THIRD REFRIGERATION ENGINEER	1	\$29,656	1	\$29,656	1	\$29,656	1	\$29,656
9952	DECK ENGINEER-MACHINIST	78	\$29,505	78	\$29,505	78	\$29,505	78	\$29,505
9953	DECK ENGINEER-MECHANIC	1	\$34,153	1	\$34,153	1	\$34,153	1	\$34,153
9954	UNLICENSED JUNIOR ENGINEER	67	\$28,735	67	\$28,735	67	\$28,735	67	\$28,735
9955	PUMPMAN	15	\$32,767	15	\$32,767	15	\$32,767	15	\$32,767
9957	ENGINE UTILITYMAN	137	\$25,498	135	\$25,515	2	\$24,314	137	\$25,498	135	\$25,515	2	\$24,314
9959	MACHINIST	1	\$30,608	1	\$30,608	1	\$30,608	1	\$30,608
9960	OILER	5	\$22,769	4	\$22,683	1	\$23,115	5	\$22,769	4	\$22,683	1	\$23,115
9961	OILER-DIESEL	4	\$27,714	4	\$27,714	4	\$27,714	4	\$27,714
9965	WIPER	82	\$21,736	77	\$21,791	5	\$20,884	82	\$21,736	77	\$21,791	5	\$20,884
9968	CHIEF STEWARD	49	\$32,042	47	\$32,044	2	\$31,992	49	\$32,042	47	\$32,044	2	\$31,992
9969	THIRD STEWARD	4	\$29,263	4	\$29,263	4	\$29,263	4	\$29,263
9971	CHIEF COOK	36	\$29,649	35	\$29,714	1	\$27,378	36	\$29,649	35	\$29,714	1	\$27,378
9972	STEWARD COOK	12	\$30,130	12	\$30,130	12	\$30,130	12	\$30,130
9973	SECOND COOK	29	\$22,890	22	\$23,136	7	\$22,115	29	\$22,890	22	\$23,136	7	\$22,115
9974	THIRD COOK	9	\$23,249	8	\$23,238	1	\$23,341	9	\$23,249	8	\$23,238	1	\$23,341
9975	ASSISTANT COOK	50	\$26,120	49	\$26,211	1	\$21,655	50	\$26,120	49	\$26,211	1	\$21,655
9976	COOK-BAKER	26	\$24,022	25	\$23,975	1	\$25,206	26	\$24,022	25	\$23,975	1	\$25,206
9977	SECOND COOK-BAKER	29	\$30,886	29	\$30,886	29	\$30,886	29	\$30,886
9978	NIGHT COOK AND BAKER	16	\$32,937	16	\$32,937	16	\$32,937	16	\$32,937
9979	STEWARD BAKER	1	\$34,101	1	\$34,101	1	\$34,101	1	\$34,101
9982	LAUNDRYMAN	11	\$23,731	9	\$24,924	2	\$18,363	11	\$23,731	9	\$24,924	2	\$18,363
9984	MESSMAN	1	\$16,647	1	\$16,647	1	\$16,647	1	\$16,647
9985	STEWARD UTILITYMAN	510	\$20,659	448	\$20,908	62	\$18,855	510	\$20,659	448	\$20,908	62	\$18,855
9988	PURSER	35	\$54,642	30	\$54,965	5	\$52,710	35	\$54,642	30	\$54,965	5	\$52,710
9991	SUPPLY OFFICER	24	\$55,553	23	\$55,553	1	\$55,553	24	\$55,553	23	\$55,553	1	\$55,553

TABLE B-C FULL-TIME CIVILIAN BLUE-COLLAR EMPLOYMENT AND AVERAGE SALARY BY OCCUPATION, MAJOR GEOGRAPHIC AREA, AND GENDER, SEPTEMBER 30, 1999

OCCUPATION CODES TITLES	ALL AREAS						WASHINGTON DC-MD-VA-WV METROPOLITAN STATISTICAL AREA						UNITED STATES EXCLUDING WASHINGTON, DC-MD-VA-WV METROPOLITAN STATISTICAL AREA					
	TOTAL		MEN		WOMEN		TOTAL		MEN		WOMEN		TOTAL		MEN		WOMEN	
	EMPLOYMENT	AVERAGE SALARY	EMPLOYMENT	AVERAGE SALARY	EMPLOYMENT	AVERAGE SALARY	EMPLOYMENT	AVERAGE SALARY	EMPLOYMENT	AVERAGE SALARY	EMPLOYMENT	AVERAGE SALARY	EMPLOYMENT	AVERAGE SALARY	EMPLOYMENT	AVERAGE SALARY	EMPLOYMENT	AVERAGE SALARY
9993 JUNIOR SUPPLY OFFICER	36	\$48,674	34	\$48,666	2	\$48,818	36	\$48,674	34	\$48,666	2	\$48,818
9994 ASSISTANT STOREKEEPER	55	\$22,713	47	\$22,698	8	\$22,804	55	\$22,713	47	\$22,698	8	\$22,804
9996 MEDICAL SERVICES OFFICER	39	\$50,482	39	\$50,482	39	\$50,482	39	\$50,482
9998 YEOMAN-STOREKEEPER	100	\$27,006	91	\$27,206	9	\$24,982	100	\$27,006	91	\$27,206	9	\$24,982
9900 VESSEL JOBS EXCLUDED FROM FEDERAL WAGE SYSTEM	3,515	\$34,902	3,355	\$35,392	3,515	\$34,902	3,355	\$35,392	3,515	\$34,902	3,355	\$35,392	3,515	\$34,902	3,355	\$35,392	3,515	\$34,902



TABLE B-D FULL-TIME CIVILIAN BLUE-COLLAR EMPLOYMENT BY OCCUPATION, SUPERVISORY POSITION, AND GENDER, SEPTEMBER 30, 1999

OCCUPATION CODES TITLES		TOTAL			SUPERVISORY			NON-SUPERVISORY		
		TOTAL	MEN	WOMEN	TOTAL	MEN	WOMEN	TOTAL	MEN	WOMEN
GRAND TOTAL		229,485	207,772	21,713	23,010	21,581	1,429	206,475	186,191	20,284
2501	MISCELLANEOUS WIRE COMMUNICATION EQUIPMENT INSTALLATION AND MAINTENANCE	14	12	2	5	5	...	9	7	2
2502	TELECOMMUNICATIONS MECHANIC	514	491	23	58	58	...	456	433	23
2504	WIRE COMMUNICATIONS CABLE SPLICING	105	102	3	22	22	...	83	80	3
2508	COMMUNICATIONS LINE INSTALLING AND REPAIRING	14	14	...	1	1	...	13	13	...
2500	WIRE COMMUNICATIONS EQUIPMENT INSTALLATION AND MAINTENANCE	647	619	28	86	86	...	561	533	28
2601	MISCELLANEOUS ELECTRONIC EQUIPMENT INSTALLATION AND MAINTENANCE	376	346	30	18	17	1	358	329	29
2602	ELECTRONIC MEASUREMENT EQUIPMENT MECHANIC	1,245	1,174	71	122	120	2	1,123	1,054	69
2604	ELECTRONICS MECHANIC	7,410	6,892	518	577	566	11	6,833	6,326	507
2606	ELECTRONIC INDUSTRIAL CONTROLS MECHANIC	1,078	1,052	26	59	58	1	1,019	994	25
2608	ELECTRONIC DIGITAL COMPUTER MECHANIC	595	564	31	18	18	...	577	546	31
2610	ELECTRONIC INTEGRATED SYSTEMS MECHANIC	3,978	3,797	181	509	494	15	3,469	3,303	166
2600	ELECTRONIC EQUIPMENT INSTALLATION AND MAINTENANCE	14,682	13,825	857	1,303	1,273	30	13,379	12,552	827
2801	MISCELLANEOUS ELECTRICAL INSTALLATION AND MAINTENANCE	215	195	20	30	29	1	185	166	19
2805	ELECTRICIAN	5,392	5,230	162	452	449	3	4,940	4,781	159
2810	ELECTRICIAN (HIGH VOLTAGE)	3,262	3,181	81	178	177	1	3,084	3,004	80
2854	ELECTRICAL EQUIPMENT REPAIRING	888	804	84	163	148	15	725	656	69
2892	AIRCRAFT ELECTRICIAN	2,317	2,125	192	130	125	5	2,187	2,000	187
2800	ELECTRICAL INSTALLATION AND MAINTENANCE	12,074	11,535	539	953	928	25	11,121	10,607	514
3101	MISCELLANEOUS FABRIC AND LEATHER WORK	39	30	9	10	7	3	29	23	6
3103	SHOE REPAIRING	5	5	...	1	1	...	4	4	...
3105	FABRIC WORKING	1,092	788	304	174	137	37	918	651	267
3106	UPHOLSTERING	136	113	23	51	45	6	85	68	17
3111	SEWING MACHINE OPERATING	197	15	182	2	...	2	195	15	180
3119	BROOM AND BRUSH MAKING	8	7	1	8	7	1
3100	FABRIC AND LEATHER WORK	1,477	958	519	246	197	49	1,231	761	470
3301	MISCELLANEOUS INSTRUMENT WORK	9	9	...	1	1	...	8	8	...
3306	OPTICAL INSTRUMENT REPAIRING	275	253	22	15	15	...	260	238	22
3314	INSTRUMENT MAKING	406	387	19	9	9	...	397	378	19
3359	INSTRUMENT MECHANIC	1,057	906	151	54	51	3	1,003	855	148
3364	PROJECTION EQUIPMENT REPAIRING	7	6	1	7	6	1
3300	INSTRUMENT WORK	1,754	1,561	193	79	76	3	1,675	1,485	190
3401	MISCELLANEOUS MACHINE TOOL WORK	297	287	10	168	167	1	129	120	9
3414	MACHINING	4,616	4,413	203	226	222	4	4,390	4,191	199
3416	TOOLMAKING	461	459	2	45	45	...	416	414	2
3417	TOOL GRINDING	31	31	31	31	...
3422	POWER SAW OPERATING	4	4	4	4	...
3428	DIE SINKING	5	5	5	5	...
3400	MACHINE TOOL WORK	5,414	5,199	215	439	434	5	4,975	4,765	210

TABLE B-D FULL-TIME CIVILIAN BLUE-COLLAR EMPLOYMENT BY OCCUPATION, SUPERVISORY POSITION, AND GENDER, SEPTEMBER 30, 1999

OCCUPATION CODES TITLES		TOTAL			SUPERVISORY			NON-SUPERVISORY		
		TOTAL	MEN	WOMEN	TOTAL	MEN	WOMEN	TOTAL	MEN	WOMEN
3501	MISCELLANEOUS GENERAL SERVICES AND SUPPORT WORK	944	295	649	14	10	4	930	285	645
3502	LABORING	4,936	4,309	627	64	56	8	4,872	4,253	619
3508	PIPELINE WORKING	9	9	9	9	...
3511	LABORATORY WORKING	118	79	39	4	2	2	114	77	37
3513	COIN/CURRENCY CHECKING	268	127	141	14	6	8	254	121	133
3515	LABORATORY SUPPORT WORKING	35	28	7	35	28	7
3543	STEVEDORING	62	58	4	8	8	...	54	50	4
3546	RAILROAD REPAIRING	37	37	...	2	2	...	35	35	...
3566	CUSTODIAL WORKING	11,374	9,069	2,305	791	654	137	10,583	8,415	2,168
3500	GENERAL SERVICES AND SUPPORT WORK	17,783	14,011	3,772	897	738	159	16,886	13,273	3,613
3601	MISCELLANEOUS STRUCTURAL AND FINISHING WORK	76	73	3	5	5	...	71	68	3
3602	CEMENT FINISHING	95	95	...	2	2	...	93	93	...
3603	MASONRY	606	601	5	31	31	...	575	570	5
3604	TILE SETTING	60	59	1	7	7	...	53	52	1
3605	PLASTERING	72	71	1	72	71	1
3606	ROOFING	124	124	...	1	1	...	123	123	...
3609	FLOOR COVERING INSTALLING	37	37	37	37	...
3610	INSULATING	765	692	73	60	59	1	705	633	72
3611	GLAZING	28	28	28	28	...
3653	ASPHALT WORKING	28	28	28	28	...
3600	STRUCTURAL AND FINISHING WORK	1,891	1,808	83	106	105	1	1,785	1,703	82
3701	MISCELLANEOUS METAL PROCESSING	108	96	12	19	19	...	89	77	12
3702	FLAME/ARC CUTTING	4	4	4	4	...
3703	WELDING	2,824	2,731	93	194	187	7	2,630	2,544	86
3705	NONDESTRUCTIVE TESTING	875	747	128	53	48	5	822	699	123
3707	METALIZING	110	91	19	4	4	...	106	87	19
3708	METAL PROCESS WORKING	12	12	12	12	...
3711	ELECTROPLATING	421	376	45	28	25	3	393	351	42
3712	HEAT TREATING	138	122	16	10	10	...	128	112	16
3722	COLD WORKING	1	1	1	1	...
3725	BATTERY REPAIRING	68	65	3	68	65	3
3727	BUFFING AND POLISHING	67	36	31	3	1	2	64	35	29
3735	METAL PHOTOTRANSFERRING	11	10	1	11	10	1
3736	CIRCUIT BOARD MAKING	18	17	1	1	1	...	17	16	1
3741	FURNACE OPERATING	5	5	5	5	...
3769	SHOT PEENING MACHINE OPERATING	72	64	8	72	64	8
3700	METAL PROCESSING	4,734	4,377	357	312	295	17	4,422	4,082	340
3801	MISCELLANEOUS METAL WORK	462	437	25	82	79	3	380	358	22
3802	METAL FORGING	39	39	...	3	3	...	36	36	...
3806	SHEET METAL MECHANIC	6,541	6,122	419	357	347	10	6,184	5,775	409
3807	STRUCTURAL/ORNAMENTAL IRON WORKING	37	35	2	37	35	2
3808	BOILERMAKING	560	531	29	28	28	...	532	503	29

TABLE B-D FULL-TIME CIVILIAN BLUE-COLLAR EMPLOYMENT BY OCCUPATION, SUPERVISORY POSITION, AND GENDER, SEPTEMBER 30, 1999

OCCUPATION CODES TITLES	TOTAL			SUPERVISORY			NON-SUPERVISORY		
	TOTAL	MEN	WOMEN	TOTAL	MEN	WOMEN	TOTAL	MEN	WOMEN
3809 MOBILE EQUIPMENT METAL MECHANIC	378	372	6	21	21	...	357	351	6
3815 PNEUMATIC TOOL OPERATING	3	3	3	3	...
3816 ENGRAVING	15	9	6	1	1	...	14	8	6
3818 SPRINGMAKING	3	3	3	3	...
3819 AIRFRAME JIG FITTING	4	4	4	4	...
3820 SHIPFITTING	1,001	964	37	105	104	1	896	860	36
3830 BLACKSMITHING	3	3	3	3	...
3832 MEDAL MAKING	5	4	1	1	...	1	4	4	...
3833 TRANSFER ENGRAVING	3	3	3	3	...
3858 METAL TANK AND RADIATOR REPAIRING	54	51	3	4	4	...	50	47	3
3869 METAL FORMING MACHINE OPERATING	440	368	72	53	49	4	387	319	68
3872 METAL TUBE MAKING, INSTALLING, AND REPAIRING	37	36	1	2	2	...	35	34	1
3800 METAL WORK	9,585	8,984	601	657	638	19	8,928	8,346	582
3901 MISCELLANEOUS MOTION PICTURE, RADIO, TELEVISION, AND SOUND EQUIPMENT OPERATING	50	49	1	3	3	...	47	46	1
3910 MOTION PICTURE PROJECTION	19	13	6	2	2	...	17	11	6
3911 SOUND RECORDING EQUIPMENT OPERATING	6	5	1	6	5	1
3919 TELEVISION EQUIPMENT OPERATING	5	5	5	5	...
3940 BROADCASTING EQUIPMENT OPERATING	128	120	8	11	11	...	117	109	8
3941 PUBLIC ADDRESS EQUIPMENT OPERATING	8	8	8	8	...
3900 MOTION PICTURE, RADIO, TELEVISION, AND SOUND EQUIPMENT OPERATING	216	200	16	16	16	...	200	184	16
4001 MISCELLANEOUS LENS AND CRYSTAL WORK	1	1	1	1	...
4005 OPTICAL ELEMENT WORKING	2	1	1	2	1	1
4010 PRESCRIPTION EYEGGLASS MAKING	27	25	2	5	5	...	22	20	2
4000 LENS AND CRYSTAL WORK	30	27	3	5	5	...	25	22	3
4101 MISCELLANEOUS PAINTING AND PAPERHANGING	59	45	14	1	1	...	58	44	14
4102 PAINTING	3,751	3,565	186	239	227	12	3,512	3,338	174
4103 PAPERHANGING	14	14	14	14	...
4104 SIGN PAINTING	162	141	21	2	2	...	160	139	21
4100 PAINTING AND PAPERHANGING	3,986	3,765	221	242	230	12	3,744	3,535	209
4201 MISCELLANEOUS PLUMBING AND PIPEFITTING	74	71	3	3	3	...	71	68	3
4204 PIPEFITTING	4,171	4,064	107	321	316	5	3,850	3,748	102
4206 PLUMBING	1,244	1,228	16	118	115	3	1,126	1,113	13
4255 FUEL DISTRIBUTION SYSTEMS MECHANIC	178	177	1	34	34	...	144	143	1
4200 PLUMBING AND PIPEFITTING	5,667	5,540	127	476	468	8	5,191	5,072	119
4301 MISCELLANEOUS PLIABLE MATERIALS WORK	71	67	4	6	6	...	65	61	4
4351 PLASTIC MOLDING EQUIPMENT OPERATING	14	11	3	1	...	1	13	11	2
4352 PLASTIC FABRICATING	390	342	48	21	21	...	369	321	48
4360 RUBBER PRODUCTS MOLDING	29	26	3	29	26	3
4361 RUBBER EQUIPMENT REPAIRING	39	29	10	1	1	...	38	28	10
4370 GLASSBLOWING	2	2	2	2	...

TABLE B-D FULL-TIME CIVILIAN BLUE-COLLAR EMPLOYMENT BY OCCUPATION, SUPERVISORY POSITION, AND GENDER, SEPTEMBER 30, 1999

OCCUPATION CODES TITLES		TOTAL			SUPERVISORY			NON-SUPERVISORY		
		TOTAL	MEN	WOMEN	TOTAL	MEN	WOMEN	TOTAL	MEN	WOMEN
4371	PLASTER PATTERN CASTING	3	2	1	3	2	1
4373	MOLDING	35	35	...	3	3	...	32	32	...
4300	PLIABLE MATERIALS WORK	583	514	69	32	31	1	551	483	68
4401	MISCELLANEOUS PRINTING	290	215	75	29	25	4	261	190	71
4402	BINDERY WORKING	489	326	163	24	21	3	465	305	160
4403	HAND COMPOSING	144	101	43	144	101	43
4405	FILM ASSEMBLY-STRIPPING	22	17	5	22	17	5
4406	LETTERPRESS OPERATING	128	118	10	128	118	10
4413	NEGATIVE ENGRAVING	52	40	12	52	40	12
4414	OFFSET PHOTOGRAPHY	80	63	17	8	6	2	72	57	15
4416	PLATEMAKING	55	47	8	4	4	...	51	43	8
4417	OFFSET PRESS OPERATING	433	396	37	35	33	2	398	363	35
4419	SILK SCREEN MAKING AND PRINTING	28	23	5	15	13	2	13	10	3
4425	PHOTOENGRAVING	23	20	3	23	20	3
4441	BOOKBINDING	136	129	7	136	129	7
4445	BANK NOTE DESIGNING	3	3	3	3	...
4446	BANK NOTE ENGRAVING	13	12	1	13	12	1
4447	SCULPTURAL ENGRAVING	1	1	1	1	...
4448	SIDEROGRAPHIC TRANSFERRING	6	6	6	6	...
4449	ELECTROLYTIC INTAGLIO PLATEMAKING	22	22	22	22	...
4454	INTAGLIO PRESS OPERATING	196	186	10	196	186	10
4400	PRINTING	2,121	1,725	396	115	102	13	2,006	1,623	383
4601	MISCELLANEOUS WOOD WORK	37	34	3	9	9	...	28	25	3
4602	BLOCKING AND BRACING	218	206	12	20	16	4	198	190	8
4604	WOOD WORKING	730	685	45	63	57	6	667	628	39
4605	WOOD CRAFTING	438	425	13	32	30	2	406	395	11
4607	CARPENTRY	2,461	2,441	20	102	102	...	2,359	2,339	20
4616	PATTERNMAKING	35	35	...	2	2	...	33	33	...
4618	WOODWORKING MACHINE OPERATING	129	122	7	127	120	7	2	2	...
4639	TIMBER WORKING	45	45	...	1	1	...	44	44	...
4654	FORM BLOCK MAKING	9	8	1	9	8	1
4600	WOOD WORK	4,102	4,001	101	356	337	19	3,746	3,664	82
4701	MISCELLANEOUS GENERAL MAINTENANCE AND OPERATIONS WORK	2,431	2,349	82	1,396	1,373	23	1,035	976	59
4714	MODEL MAKING	403	399	4	31	31	...	372	368	4
4715	EXHIBITS MAKING/MODELING	85	85	...	15	15	...	70	70	...
4716	RAILROAD CAR REPAIRING	13	13	13	13	...
4717	BOAT BUILDING AND REPAIRING	73	71	2	2	2	...	71	69	2
4737	GENERAL EQUIPMENT MECHANIC	238	232	6	35	35	...	203	197	6
4741	GENERAL EQUIPMENT OPERATING	49	49	...	4	4	...	45	45	...
4742	UTILITY SYSTEMS REPAIRING-OPERATING	2,334	2,300	34	494	487	7	1,840	1,813	27
4745	RESEARCH LABORATORY MECHANIC	139	130	9	3	3	...	136	127	9
4749	MAINTENANCE MECHANIC	11,631	11,283	348	1,806	1,783	23	9,825	9,500	325
4754	CEMETERY CARETAKING	596	582	14	47	47	...	549	535	14
4700	GENERAL MAINTENANCE AND OPERATIONS WORK	17,992	17,493	499	3,833	3,780	53	14,159	13,713	446

TABLE B-D FULL-TIME CIVILIAN BLUE-COLLAR EMPLOYMENT BY OCCUPATION, SUPERVISORY POSITION, AND GENDER, SEPTEMBER 30, 1999

OCCUPATION CODES TITLES		TOTAL			SUPERVISORY			NON-SUPERVISORY		
		TOTAL	MEN	WOMEN	TOTAL	MEN	WOMEN	TOTAL	MEN	WOMEN
4801	MISCELLANEOUS GENERAL EQUIPMENT MAINTENANCE	440	424	16	36	34	2	404	390	14
4804	LOCKSMITHING	320	304	16	4	4	...	316	300	16
4805	MEDICAL EQUIPMENT REPAIRING	356	331	25	25	25	...	331	306	25
4806	OFFICE APPLIANCE REPAIRING	51	48	3	2	2	...	49	46	3
4807	CHEMICAL EQUIPMENT REPAIRING	19	19	19	19	...
4808	CUSTODIAL EQUIPMENT SERVICING	9	9	9	9	...
4812	SAW RECONDITIONING	7	7	7	7	...
4816	PROTECTIVE AND SAFETY EQUIPMENT FABRICATING AND REPAIRING	75	61	14	1	1	...	74	60	14
4818	AIRCRAFT SURVIVAL AND FLIGHT EQUIPMENT REPAIRING	580	521	59	72	71	1	508	450	58
4819	BOWLING EQUIPMENT REPAIRING	22	21	1	2	2	...	20	19	1
4839	FILM PROCESSING EQUIPMENT REPAIRING	8	8	...	1	1	...	7	7	...
4840	TOOL AND EQUIPMENT REPAIRING	124	106	18	14	12	2	110	94	16
4843	NAVIGATION AIDS REPAIRING	7	7	7	7	...
4844	BICYCLE REPAIRING	2	2	2	2	...
4845	ORTHOPEDIC APPLIANCE REPAIRING	4	4	4	4	...
4848	MECHANICAL PARTS REPAIRING	49	44	5	7	7	...	42	37	5
4850	BEARING RECONDITIONING	65	45	20	3	2	1	62	43	19
4851	RECLAMATION WORKING	2	2	2	2	...
4855	DOMESTIC APPLIANCE REPAIRING	17	16	1	2	2	...	15	14	1
4800	GENERAL EQUIPMENT MAINTENANCE	2,157	1,979	178	169	163	6	1,988	1,816	172
5001	MISCELLANEOUS PLANT AND ANIMAL WORK	192	141	51	9	9	...	183	132	51
5002	FARMING	46	43	3	8	8	...	38	35	3
5003	GARDENING	1,034	958	76	191	178	13	843	780	63
5026	PEST CONTROLLING	427	415	12	32	31	1	395	384	11
5031	INSECTS PRODUCTION WORKING	90	71	19	6	5	1	84	66	18
5034	DAIRY FARMING	7	7	...	7	7
5035	LIVESTOCK RANCHING/WRANGLING	27	26	1	2	2	...	25	24	1
5042	TREE TRIMMING AND REMOVING	76	76	...	11	11	...	65	65	...
5048	ANIMAL CARETAKING	448	375	73	30	27	3	418	348	70
5000	PLANT AND ANIMAL WORK	2,347	2,112	235	296	278	18	2,051	1,834	217
5201	MISCELLANEOUS OCCUPATIONS	276	249	27	43	40	3	233	209	24
5205	GAS AND RADIATION DETECTING	62	54	8	6	5	1	56	49	7
5210	RIGGING	1,642	1,608	34	152	152	...	1,490	1,456	34
5220	SHIPWRIGHT	331	319	12	36	36	...	295	283	12
5221	LOFTING	41	41	...	3	3	...	38	38	...
5235	TEST RANGE TRACKING	15	15	...	1	1	...	14	14	...
5200	MISCELLANEOUS OCCUPATIONS	2,367	2,286	81	241	237	4	2,126	2,049	77
5301	MISCELLANEOUS INDUSTRIAL EQUIPMENT MAINTENANCE	798	780	18	104	103	1	694	677	17
5306	AIR CONDITIONING EQUIPMENT MECHANIC	2,715	2,675	40	246	244	2	2,469	2,431	38
5309	HEATING AND BOILER PLANT EQUIPMENT MECHANIC	575	569	6	17	17	...	558	552	6
5310	KITCHEN/BAKERY EQUIPMENT REPAIRING	62	62	...	1	1	...	61	61	...
5312	SEWING MACHINE REPAIRING	8	8	...	3	3	...	5	5	...
5313	ELEVATOR MECHANIC	151	151	...	16	16	...	135	135	...
5317	LAUNDRY AND DRY CLEANING EQUIPMENT REPAIRING	46	45	1	1	1	...	45	44	1

TABLE B-D FULL-TIME CIVILIAN BLUE-COLLAR EMPLOYMENT BY OCCUPATION, SUPERVISORY POSITION, AND GENDER, SEPTEMBER 30, 1999

OCCUPATION CODES TITLES		TOTAL			SUPERVISORY			NON-SUPERVISORY		
		TOTAL	MEN	WOMEN	TOTAL	MEN	WOMEN	TOTAL	MEN	WOMEN
5318	LOCK AND DAM REPAIRING	477	471	6	142	140	2	335	331	4
5323	OILING AND GREASING	55	53	2	55	53	2
5330	PRINTING EQUIPMENT REPAIRING	8	8	...	1	1	...	7	7	...
5334	MARINE MACHINERY MECHANIC	1,731	1,671	60	210	207	3	1,521	1,464	57
5335	WIND TUNNEL MECHANIC	3	3	3	3	...
5350	PRODUCTION MACHINERY MECHANIC	574	554	20	42	41	1	532	513	19
5352	INDUSTRIAL EQUIPMENT MECHANIC	1,422	1,395	27	69	67	2	1,353	1,328	25
5364	DOOR SYSTEMS MECHANIC	36	36	...	1	1	...	35	35	...
5365	PHYSIOLOGICAL TRAINER MECHANIC	14	14	...	1	1	...	13	13	...
5378	POWERED SUPPORT SYSTEMS MECHANIC	2,028	1,983	45	209	207	2	1,819	1,776	43
5384	GASDYNAMIC FACILITY INSTALLING AND REPAIRING	10	9	1	1	1	...	9	8	1
5300	INDUSTRIAL EQUIPMENT MAINTENANCE	10,713	10,487	226	1,064	1,051	13	9,649	9,436	213
5401	MISCELLANEOUS INDUSTRIAL EQUIPMENT OPERATION	371	350	21	49	47	2	322	303	19
5402	BOILER PLANT OPERATOR	1,887	1,868	19	162	161	1	1,725	1,707	18
5403	INCINERATOR OPERATING	39	38	1	2	2	...	37	36	1
5406	UTILITY SYSTEMS OPERATOR	686	660	26	104	103	1	582	557	25
5407	ELECTRICAL POWER CONTROLLING	2,137	1,987	150	30	28	2	2,107	1,959	148
5408	WASTEWATER TREATMENT PLANT OPERATING	440	425	15	43	43	...	397	382	15
5409	WATER TREATMENT PLANT OPERATING	473	441	32	35	33	2	438	408	30
5413	FUEL DISTRIBUTION SYSTEM OPERATING	951	926	25	124	124	...	827	802	25
5414	BALING MACHINE OPERATING	30	25	5	30	25	5
5415	AIR CONDITIONING EQUIPMENT OPERATING	245	239	6	18	18	...	227	221	6
5419	STATIONARY-ENGINE OPERATING	50	50	...	1	1	...	49	49	...
5423	SANDBLASTING	339	327	12	18	18	...	321	309	12
5424	WEIGHING MACHINE OPERATING	44	38	6	4	4	...	40	34	6
5426	LOCK AND DAM OPERATING	1,364	1,310	54	35	35	...	1,329	1,275	54
5427	CHEMICAL PLANT OPERATING	78	75	3	10	10	...	68	65	3
5430	DRAWBRIDGE OPERATING	4	4	4	4	...
5433	GAS GENERATING PLANT OPERATING	14	14	14	14	...
5435	CARTON/BAG MAKING MACHINE OPERATING	22	21	1	22	21	1
5438	ELEVATOR OPERATING	20	5	15	20	5	15
5439	TESTING EQUIPMENT OPERATING	38	30	8	3	3	...	35	27	8
5440	PACKAGING MACHINE OPERATING	167	99	68	11	8	3	156	91	65
5444	FOOD/FEED PROCESSING EQUIPMENT OPERATING	7	7	...	1	1	...	6	6	...
5446	TEXTILE EQUIPMENT OPERATING	32	29	3	9	9	...	23	20	3
5450	CONVEYOR OPERATING	6	5	1	6	5	1
5454	SOLVENT STILL OPERATING	7	5	2	1	1	...	6	4	2
5455	PAPER PULPING MACHINE OPERATING	16	14	2	1	1	...	15	13	2
5478	PORTABLE EQUIPMENT OPERATING	11	11	11	11	...
5479	DREDGING EQUIPMENT OPERATING	53	52	1	53	52	1
5484	COUNTING MACHINE OPERATING	74	61	13	6	6	...	68	55	13
5485	AIRCRAFT WEIGHT AND BALANCE OPERATING	16	14	2	16	14	2
5486	SWIMMING POOL OPERATING	10	9	1	10	9	1
5400	INDUSTRIAL EQUIPMENT OPERATION	9,631	9,139	492	667	656	11	8,964	8,483	481

170

TABLE B-D FULL-TIME CIVILIAN BLUE-COLLAR EMPLOYMENT BY OCCUPATION, SUPERVISORY POSITION, AND GENDER, SEPTEMBER 30, 1999

OCCUPATION CODES TITLES		TOTAL			SUPERVISORY			NON-SUPERVISORY		
		TOTAL	MEN	WOMEN	TOTAL	MEN	WOMEN	TOTAL	MEN	WOMEN
5701	MISCELLANEOUS TRANSPORTATION/MOBILE EQUIPMENT OPERATION	425	409	16	109	107	2	316	302	14
5703	MOTOR VEHICLE OPERATING	6,715	6,354	361	277	262	15	6,438	6,092	346
5704	FORK LIFT OPERATING	649	597	52	13	13	...	636	584	52
5705	TRACTOR OPERATING	960	928	32	26	26	...	934	902	32
5706	ROAD SWEEPER OPERATING	38	37	1	2	2	...	36	35	1
5707	TANK DRIVING	1	1	1	1	...
5716	ENGINEERING EQUIPMENT OPERATING	3,333	3,302	31	223	222	1	3,110	3,080	30
5725	CRANE OPERATING	888	879	9	55	55	...	833	824	9
5729	DRILL RIG OPERATING	149	147	2	6	6	...	143	141	2
5736	BRAKING-SWITCHING AND CONDUCTING	90	85	5	90	85	5
5737	LOCOMOTIVE ENGINEERING	82	78	4	1	1	...	81	77	4
5738	RAILROAD MAINTENANCE VEHICLE OPERATING	30	29	1	1	1	...	29	28	1
5767	AIRFIELD CLEARING EQUIPMENT OPERATING	131	129	2	5	5	...	126	124	2
5782	SHIP OPERATING	184	181	3	12	12	...	172	169	3
5784	RIVERBOAT OPERATING	113	113	113	113	...
5786	SMALL CRAFT OPERATING	242	232	10	10	9	1	232	223	9
5788	DECKHAND	256	248	8	256	248	8
5700	TRANSPORTATION/MOBILE EQUIPMENT OPERATION	14,286	13,749	537	740	721	19	13,546	13,028	518
5801	MISCELLANEOUS TRANSPORTATION/MOBILE EQUIPMENT MAINTENANCE	695	684	11	95	95	...	600	589	11
5803	HEAVY MOBILE EQUIPMENT MECHANIC	9,493	9,366	127	1,038	1,027	11	8,455	8,339	116
5806	MOBILE EQUIPMENT SERVICING	198	188	10	7	7	...	191	181	10
5823	AUTOMOTIVE MECHANIC	5,374	5,305	69	768	763	5	4,606	4,542	64
5876	ELECTROMOTIVE EQUIPMENT MECHANIC	119	117	2	11	11	...	108	106	2
5800	TRANSPORTATION/MOBILE EQUIPMENT MAINTENANCE	15,879	15,660	219	1,919	1,903	16	13,960	13,757	203
6501	MISCELLANEOUS AMMUNITION, EXPLOSIVES, AND TOXIC MATERIALS WORK	531	441	90	25	25	...	506	416	90
6502	EXPLOSIVES OPERATING	659	525	134	56	47	9	603	478	125
6505	MUNITIONS DESTROYING	71	67	4	7	7	...	64	60	4
6511	MISSILE/TOXIC MATERIALS HANDLING	233	209	24	15	15	...	218	194	24
6517	EXPLOSIVES TEST OPERATING	63	61	2	7	7	...	56	54	2
6500	AMMUNITION, EXPLOSIVES, AND TOXIC MATERIALS WORK	1,557	1,303	254	110	101	9	1,447	1,202	245
6601	MISCELLANEOUS ARMAMENT WORK	80	79	1	24	23	1	56	56	...
6605	ARTILLERY REPAIRING	315	306	9	11	11	...	304	295	9
6606	ARTILLERY TESTING	37	37	...	4	4	...	33	33	...
6610	SMALL ARMS REPAIRING	348	336	12	8	8	...	340	328	12
6641	ORDNANCE EQUIPMENT MECHANIC	1,057	1,016	41	96	95	1	961	921	40
6652	AIRCRAFT ORDNANCE SYSTEMS MECHANIC	1,368	1,341	27	123	123	...	1,245	1,218	27
6656	SPECIAL WEAPONS SYSTEMS MECHANIC	9	9	...	1	1	...	8	8	...
6600	ARMAMENT WORK	3,214	3,124	90	267	265	2	2,947	2,859	88
6901	MISCELLANEOUS WAREHOUSING AND STOCK HANDLING	551	447	104	61	58	3	490	389	101
6902	LUMBER HANDLING	2	2	2	2	...
6903	COAL HANDLING	188	185	3	2	2	...	186	183	3
6904	TOOLS AND PARTS ATTENDING	2,162	1,652	510	83	64	19	2,079	1,588	491

TABLE B-D FULL-TIME CIVILIAN BLUE-COLLAR EMPLOYMENT BY OCCUPATION, SUPERVISORY POSITION, AND GENDER, SEPTEMBER 30, 1999

OCCUPATION CODES TITLES		TOTAL			SUPERVISORY			NON-SUPERVISORY		
		TOTAL	MEN	WOMEN	TOTAL	MEN	WOMEN	TOTAL	MEN	WOMEN
6907	MATERIALS HANDLING	13,308	11,560	1,748	1,825	1,602	223	11,483	9,958	1,525
6910	MATERIALS EXPEDITING	805	641	164	24	20	4	781	621	160
6912	MATERIALS EXAMINING AND IDENTIFYING	2,298	1,871	427	185	171	14	2,113	1,700	413
6913	HAZARDOUS WASTE DISPOSING	163	147	16	11	10	1	152	137	15
6914	STORE WORKING	2,741	1,747	994	50	44	6	2,691	1,703	988
6941	BULK MONEY HANDLING	298	214	84	26	14	12	272	200	72
6968	AIRCRAFT FREIGHT LOADING	131	118	13	22	19	3	109	99	10
6900	WAREHOUSING AND STOCK HANDLING	22,647	18,584	4,063	2,289	2,004	285	20,358	16,580	3,778
7001	MISCELLANEOUS PACKING AND PROCESSING	63	57	6	6	6	...	57	51	6
7002	PACKING	1,745	1,338	407	84	65	19	1,661	1,273	388
7004	PRESERVATION PACKAGING	8	6	2	8	6	2
7006	PRESERVATION SERVICING	159	140	19	8	8	...	151	132	19
7009	EQUIPMENT CLEANING	347	331	16	20	18	2	327	313	14
7010	PARACHUTE PACKING	3	3	...	1	1	...	2	2	...
7000	PACKING AND PROCESSING	2,325	1,875	450	119	98	21	2,206	1,777	429
7301	MISCELLANEOUS LAUNDRY, DRY CLEANING, AND PRESSING	58	50	8	47	41	6	11	9	2
7304	LAUNDRY WORKING	1,008	644	364	46	35	11	962	609	353
7305	LAUNDRY MACHINE OPERATING	350	314	36	64	57	7	286	257	29
7306	PRESSING	28	16	12	2	1	1	26	15	11
7307	DRY CLEANING	5	3	2	2	1	1	3	2	1
7300	LAUNDRY, DRY CLEANING, AND PRESSING	1,449	1,027	422	161	135	26	1,288	892	396
7401	MISCELLANEOUS FOOD PREPARATION AND SERVING	35	28	7	12	7	5	23	21	2
7402	BAKING	55	47	8	4	4	...	51	43	8
7404	COOKING	3,869	2,642	1,227	1,383	1,111	272	2,486	1,531	955
7405	BARTENDING	1	...	1	1	...	1
7407	MEATCUTTER	1,412	1,240	172	100	96	4	1,312	1,144	168
7408	FOOD SERVICE WORKING	6,463	3,058	3,405	519	276	243	5,944	2,782	3,162
7420	WAITER	16	10	6	1	1	...	15	9	6
7400	FOOD PREPARATION AND SERVING	11,851	7,025	4,826	2,019	1,495	524	9,832	5,530	4,302
7601	MISCELLANEOUS PERSONAL SERVICES	310	273	37	1	1	...	309	272	37
7603	BARBERING	34	22	12	4	4	...	30	18	12
7641	BEAUTICIAN	2	...	2	2	...	2
7600	PERSONAL SERVICES	346	295	51	5	5	...	341	290	51
8201	MISCELLANEOUS FLUID SYSTEMS MAINTENANCE	82	80	2	8	7	1	74	73	1
8255	PNEUDRAULIC SYSTEMS MECHANIC	1,441	1,265	176	95	87	8	1,346	1,178	168
8268	AIRCRAFT PNEUDRAULIC SYSTEMS MECHANIC	1,471	1,434	37	83	83	...	1,388	1,351	37
8200	FLUID SYSTEMS MAINTENANCE	2,994	2,779	215	186	177	9	2,808	2,602	206
8601	MISCELLANEOUS ENGINE OVERHAUL	3	3	3	3	...
8602	AIRCRAFT ENGINE MECHANIC	3,728	3,511	217	376	364	12	3,352	3,147	205
8610	SMALL ENGINE MECHANIC	91	90	1	2	2	...	89	88	1
8675	LIQUID FUEL ROCKET ENGINE MECHANIC	24	24	...	2	2	...	22	22	...
8600	ENGINE OVERHAUL	3,846	3,628	218	380	368	12	3,466	3,260	206

TABLE B-D FULL-TIME CIVILIAN BLUE-COLLAR EMPLOYMENT BY OCCUPATION, SUPERVISORY POSITION, AND GENDER, SEPTEMBER 30, 1999

OCCUPATION CODES TITLES		TOTAL			SUPERVISORY			NON-SUPERVISORY		
		TOTAL	MEN	WOMEN	TOTAL	MEN	WOMEN	TOTAL	MEN	WOMEN
8801	MISCELLANEOUS AIRCRAFT OVERHAUL	1,166	1,143	23	928	909	19	238	234	4
8810	AIRCRAFT PROPELLER MECHANIC	142	141	1	5	5	...	137	136	1
8840	AIRCRAFT MECHANICAL PARTS REPAIRING	754	679	75	35	28	7	719	651	68
8852	AIRCRAFT MECHANIC	11,121	10,844	277	1,208	1,194	14	9,913	9,650	263
8862	AIRCRAFT ATTENDING	332	311	21	22	22	...	310	289	21
8863	AIRCRAFT TIRE MOUNTING	21	20	1	2	2	...	19	18	1
8800	AIRCRAFT OVERHAUL	13,536	13,138	398	2,200	2,160	40	11,336	10,978	358
9003	FILM ASSEMBLING AND REPAIRING	3	3	...	2	2	...	1	1	...
9004	MOTION PICTURE DEVELOPING/PRINTING MACHINE OPERATING	2	1	1	2	1	1
9000	FILM PROCESSING	5	4	1	2	2	...	3	2	1
9799	UNSPECIFIED BLUE-COLLAR SERIES	82	81	1	23	23	...	59	58	1
9700	UNSPECIFIED	82	81	1	23	23	...	59	58	1
9901	MISCELLANEOUS VESSEL JOBS EXCLUDED FROM THE FEDERAL WAGE SYSTEM	45	36	9	45	36	9
9902	MASTER	62	61	1	62	61	1
9903	CHIEF OFFICER CABLE	1	1	1	1	...
9904	SHIP PILOT	32	32	32	32	...
9905	FIRST OFFICER	53	53	53	53	...
9906	SECOND OFFICER	72	71	1	72	71	1
9907	THIRD OFFICER	78	72	6	78	72	6
9909	RADIO OFFICER	3	3	3	3	...
9911	RADIO ELECTRONICS OFFICER	3	3	3	3	...
9914	DAMAGE CONTROL OFFICER	13	13	13	13	...
9915	ASSISTANT DAMAGE CONTROL OFFICER	15	15	15	15	...
9916	MASTER-MATE (FISHING VESSEL)	8	7	1	8	7	1
9917	DECK MIDSHIPMAN	9	8	1	9	8	1
9918	DAMAGE CONTROL LEADER	5	5	5	5	...
9919	DAMAGE CONTROL ASSISTANT LEADER	3	3	3	3	...
9920	BOATSWAIN	70	70	70	70	...
9921	CARPENTER	15	15	15	15	...
9923	BOATSWAIN'S MATE	133	131	2	133	131	2
9924	ABLE SEAMAN	249	239	10	249	239	10
9925	ABLE SEAMAN-MAINTENANCE	304	302	2	304	302	2
9926	QUARTERMASTER	3	3	3	3	...
9927	SEAMAN-FISHERMAN	40	40	40	40	...
9928	ORDINARY SEAMAN	279	265	14	279	265	14
9929	DAMAGE CONTROLMAN	3	3	3	3	...
9931	CHIEF ENGINEER	76	76	76	76	...
9932	FIRST ASSISTANT ENGINEER	54	53	1	54	53	1
9933	SECOND ASSISTANT ENGINEER	82	82	82	82	...
9934	THIRD ASSISTANT ENGINEER	131	131	131	131	...
9936	ENGINE MIDSHIPMAN	18	17	1	18	17	1
9939	CHIEF ELECTRICIAN	21	21	21	21	...

TABLE B-D FULL-TIME CIVILIAN BLUE-COLLAR EMPLOYMENT BY OCCUPATION, SUPERVISORY POSITION, AND GENDER, SEPTEMBER 30, 1999

OCCUPATION CODES TITLES		TOTAL			SUPERVISORY			NON-SUPERVISORY		
		TOTAL	MEN	WOMEN	TOTAL	MEN	WOMEN	TOTAL	MEN	WOMEN
9940	ELECTRICIAN	17	17	17	17	...
9942	SECOND ELECTRICIAN	71	71	71	71	...
9944	ELECTRONICS TECHNICIAN	38	38	38	38	...
9945	REFRIGERATION ENGINEER	42	42	42	42	...
9946	SECOND REFRIGERATION ENGINEER	4	4	4	4	...
9947	THIRD REFRIGERATION ENGINEER	1	1	1	1	...
9952	DECK ENGINEER-MACHINIST	78	78	78	78	...
9953	DECK ENGINEER-MECHANIC	1	1	1	1	...
9954	UNLICENSED JUNIOR ENGINEER	67	67	67	67	...
9955	PUMPMAN	15	15	15	15	...
9957	ENGINE UTILITYMAN	137	135	2	137	135	2
9959	MACHINIST	1	1	1	1	...
9960	OILER	5	4	1	5	4	1
9961	OILER-DIESEL	4	4	4	4	...
9965	WIPER	82	77	5	82	77	5
9968	CHIEF STEWARD	49	47	2	49	47	2
9969	THIRD STEWARD	4	4	4	4	...
9971	CHIEF COOK	36	35	1	36	35	1
9972	STEWARD COOK	12	12	12	12	...
9973	SECOND COOK	29	22	7	29	22	7
9974	THIRD COOK	9	8	1	9	8	1
9975	ASSISTANT COOK	50	49	1	50	49	1
9976	COOK-BAKER	26	25	1	26	25	1
9977	SECOND COOK-BAKER	29	29	29	29	...
9978	NIGHT COOK AND BAKER	16	16	16	16	...
9979	STEWARD BAKER	1	1	1	1	...
9982	LAUNDRYMAN	11	9	2	11	9	2
9984	MESSMAN	1	...	1	1	...	1
9985	STEWARD UTILITYMAN	510	448	62	510	448	62
9988	PURSER	35	30	5	35	30	5
9991	SUPPLY OFFICER	24	23	1	24	23	1
9993	JUNIOR SUPPLY OFFICER	36	34	2	36	34	2
9994	ASSISTANT STOREKEEPER	55	47	8	55	47	8
9996	MEDICAL SERVICES OFFICER	39	39	39	39	...
9998	YEOMAN-STOREKEEPER	100	91	9	100	91	9
9900	VESSEL JOBS EXCLUDED FROM FEDERAL WAGE SYSTEM	3,515	3,355	160	3,515	3,355	160

APPENDIX I

POPULATION COVERAGE, SURVEY CHANGES & DEFINITIONS

POPULATION COVERAGE

This occupational survey covers all full-time Federal civilian employees as of September 30, 1999, except for the following agencies, groups and approximate number of full-time employees (if known):

- a. Members and employees of Congress (16,793)
- b. General Accounting Office (3,169)
- c. Congressional Budget Office (228)
- d. U.S. Court of Appeals to Veterans Claims (74)
- e. Commission on Security and Cooperation in Europe (14)
- f. Judicial Branch (30,370)
- g. White House Office (388)
- h. Office of the Vice President (20)
- i. Office of Policy Development (27)
- j. Board of Governors of the Federal Reserve System (1,646)
- k. U.S. Postal Service (671,720)
- l. Postal Rate Commission (46)
- m. Foreign nationals (non-U.S. citizens) employed overseas (38,259 total, all work schedules)
- n. Central Intelligence Agency
- o. National Security Agency
- p. Defense Intelligence Agency
- q. Defense National Imagery and Mapping Agency
- r. Army/Air Force Exchange Service
- s. Defense Consolidated Metropolitan Technical Personnel Center
- t. Defense Career Management and Support Agency
- u. Nonappropriated fund employees in Defense activities (work in post exchanges)
- v. Commissioned officers (commissioned corps) serving in the Public Health Service wear uniforms, bear rank, are paid under military pay schedules, and use standard military forms to document their personnel actions. Their quasi-military character is incompatible with the civilian basis of this report so they have not been included in this survey since 1976.

Some of the above agencies are exempt by law from personnel reporting requirements for reasons of security.

SURVEY CHANGES

Agencies had numerous changes between September 1997 and September 1999.

Office of Policy Development still exists but stopped reporting to the survey. The new agency Commission on Security and Cooperation in Europe was formerly part of Congress and continues to not report to the survey. The new Defense subelement Defense Career Management and Support Agency did not report to this survey.

Five new agencies were in the 1999 survey: Chemical Safety and Hazard Investigation Board, Commission on the Advancement of Federal Law Enforcement, Medicare Payment Advisory Commission, Presidio Trust, and Trade Deficit Review Commission.

Thirteen agencies in the September 1997 survey were terminated before September 1999: Advisory Commission on Intergovernmental Relations, Assassinations Records Review Board/John F. Kennedy Assassination Records Review Board, Civil Liberties Public Education Fund Board, Commission on Immigration Reform, National Bankruptcy Review Commission, National Commission on Restructuring the Internal Revenue Service, National Commission of the Cost of Higher Education, National Gambling Impact Study, Ounce of Prevention Council/President's Crime Prevention Council, Physician Payment Review Commission, Prospective Payment Assessment Commission, U.S. Arms Control and Disarmament Agency, and U.S. Enrichment Corporation. Agencies that were not in the September 1997 survey and terminated before September 1999 are not listed because they did not affect the surveys.

Work Schedule coverage was unchanged from the previous survey.

Geographic Area coverage was unchanged from the previous survey. County, city and place changes did not affect the data shown for the United States and the Nation's Capital. The data shown for Overseas was not affected by the various country name changes.

NOTE: During the 1999 survey, we discovered that the 1997 survey did not assign 6,762 employees to the Washington, DC-MD-VA-WV Metropolitan Statistical Area (MSA). All references in this publication to 1997 geographic data show corrected data with 6,762 employees (6,093 white-collar and 669 blue-collar) from the United States Outside the Washington, DC-MD-VA-WV MSA moved to the Washington, DC-MD-VA-WV MSA.

White-Collar Occupation coverage dropped two terminated occupations Electric Accounting Machine Operation 359 and Electric Accounting Machine Project Planning 362. Five occupations abolished before the September 1999 survey still had employment so the abolished occupation codes were recoded as follows: Food Assistance Program Specialist 120 to Social Services 187; Program Analysis 345 to Management and Program Analysis 343; Communications Specialist 393 to Telecommunications 391; Nurse Anesthetist 605 to Nurse 610; and Travel 2132 to Transportation Clerk and Assistant 2102. Three temporary demonstration occupations were recoded to the occupation they would have otherwise. Several other abolished occupations were recoded to unspecified white-collar occupation 2299.

Occupational Category coverage was unchanged from the previous survey.

Blue-Collar Occupations coverage added new occupation Hazardous Waste Disposing 6913 and dropped terminated occupation Machine Tool Operating 3431.

Eleven occupations abolished before the September 1999 survey still had employment so abolished occupation codes were recoded as follows: Electronic-Mechanical Communications Equipment Installing and Repairing 2619 to Electronics Mechanic 2604; Electrical Line Working 2806 and Electrical Working (Powerhouse) 2808 and Electronic Integrated Systems Mechanic 2650 to Electrician (High Voltage) 2810; Electrical Equipment Repairing 2843 to Instrument Mechanic 3359; Electro-Mechanical Flight Training Devices Repairing 3342 to Electromechanical Instrument and Controls Repairing 3359; Machine Tool Operating 3431 to Machining 3414; Ground Maintenance 3504 to Gardening 5003; Photo Composition Machine Operating 4431 to Clerk-Typist 322; Coal Unloader Operating 5412 to Coal Handling 6903; and Mobile Equipment Repairing 5865 to Heavy Mobile Equipment Mechanic 5803. Several other abolished occupations were recoded to unspecified blue-collar occupation 9799.

Supervisory Status coverage added code 7 for Team Leader.

Pay Category had numerous minor changes, mostly with new demonstration pay plans.

The Related to General Schedule category added fourteen new pay plans for the following demonstration projects: Army Laboratory (DB, DE, DJ, and DK), Naval Research Laboratory (NC, NO, NP except for grade 5, and NR), Navy Demonstration Project (ND except for grade 6, NG, and NT), and Defense Acquisition (NH, NJ, and NK). Demonstration Air Force Scientist and Engineer pay plan DR included in the 1997 survey as Other white-collar was moved to the Related to General Schedule category for the 1999 survey.

The Senior Pay Levels category gained employment in two new pay plans: Federal Aviation Administration Executive Compensation Plan EV, and Naval Research Laboratory Science and Engineering Professional demonstration pay plan NP (grade 5 only).

The Other white-collar category gained employment in five new pay plans: Federal Aviation Administration Air Traffic Controller Compensation Plan AT, Federal Aviation Administration Core Compensation Plan FV, Demonstration Federal Bureau of Investigation Scientific and Engineering Positions pay plan JA, Navy Demonstration Scientific and Engineering pay plan ND (grade 6 only), and Bureau of Engraving and Printing Police Officers in Washington, DC, Only pay plan TW. Demonstration Air Force Scientist and Engineer pay plan DR was moved to the Related to General Schedule category for the 1999 survey.

NOTE: During the 1999 survey, we discovered that the 1997 survey did not assign 2,527 employees in pay plan DR to the Related-to-General Schedule pay category. All references in this publication to 1997 pay categories show corrected data with 2,527 employees from the Other category moved to the Related to General Schedule category.

The pay categories presented in this survey other than General Schedule are for statistical purposes only and are not sanctioned by OPM for administrative use. Pay category data published over the years are generally comparable except for employee shifts from the General Schedule and Related-to-General Schedule categories to new pay plans in the Other white-collar category, such as the Senior Executive Service created in 1979.

For blue-collar employees, there were no pay plan changes.

Grade coverage was unchanged from the previous survey.

Annual Base Salary had few changes beyond the general pay raises and locality pay adjustments. Federal minimum wage became \$5.15 hourly on September 1, 1997 and remains unchanged..

In January 1998, General Schedule employees received a 2.3 percent nationwide pay adjustment and many also received locality pay adjustments of 5.42 to 12.06 percent. Law enforcement officers (LEOs) working in five metropolitan areas continued to get an 8 or 16 percent geographic adjustment; the actual pay received by law enforcement officers was the higher of base pay with the LEO adjustment or base pay with the locality adjustment.

In January 1999, General Schedule employees received a 3.8 percent nationwide pay adjustment and many also received locality pay adjustments of 0.89 to 1.79 percent. Law enforcement officers (LEOs) working in five metropolitan areas continued to get an 8 or 16 percent geographic adjustment; the actual pay received by law enforcement officers was the higher of base pay with the LEO adjustment or base pay with the locality adjustment.

DEFINITIONS

Effective Date. All data in this report are as of September 30, 1999.

Agency. An agency is any department or independent establishment of the Federal Government, including a Government-owned or controlled corporation, whose civilian employees are paid from appropriated funds. Agency titles include administration, authority, board, commission, committee, conference, corporation, council, department, foundation, institution, office, service, system and tribunal. Although some departments refer to their major subelements as "agencies," these subelements are not treated as separate agencies in this report. Subelement data are available in this report only for Department of Defense: Army, Navy, Air Force, Defense Logistics Agency, and other Defense agencies.

Work Schedule. Only employees with full-time work schedules are included in this survey. Full-time employees include those regularly scheduled to work the number of hours and days required by the administrative work-week for their employment group or class. Most full-time employees have an administrative

work-week of 5 days of 8 hours each. Employees who were paid fees that cannot be related to time worked (such as special consultants) are excluded from this report.

Effective October 1981, work schedules were added to identify seasonal or on-call employees; these employees are "activated" at season start and "deactivated" at season end by agency personnel actions submitted to the Central Personnel Data File. About 8,800 employees of the U.S. Forest Service of the Department of Agriculture, previously coded as intermittents, were changed to full-time seasonals; therefore, they were included in the full-time occupational survey for the first time in October 1981. Most of the other full-time seasonals were previously coded as full-time, which allows for consistent trend analysis for these agencies: Treasury (Internal Revenue Service), Interior, Commerce (Census Bureau), and Army (Corps of Engineers).

Geographic Area. The three major geographic areas covered in this publication are: (1) the Washington, DC-MD-VA-WV Metropolitan Statistical Area (MSA); (2) United States excluding the Washington, DC-MD-VA-WV MSA; and (3) Overseas including both U.S. territories and foreign countries. The Washington, DC-MD-VA-WV MSA now includes the District of Columbia; Calvert, Charles, Frederick, Montgomery, and Prince George's Counties in Maryland; Arlington, Clarke, Culpeper, Fairfax, Fauquier, King George, Loudoun, Prince William, Spotsylvania, Stafford, and Warren Counties and Alexandria, Fairfax, Falls Church, Fredericksburg, Manassas, and Manassas Park Cities in Virginia; and Berkeley and Jefferson Counties in West Virginia. Employment data are based on duty stations, i.e., where employees work (as opposed to where they live).

White-Collar Occupational Groups and Series. The work performed by white-collar employees has been defined and organized into occupational groups and series. An occupational group consists of several series of positions in related occupations, professions, or activities. A series is a subdivision of an occupational group consisting of one or more positions in similar work, but differing in difficulty or responsibility, and therefore in grade and salary range.

The occupational groups and series used in this publication are those defined in the January 1999 (latest version) HANDBOOK OF OCCUPATIONAL GROUPS AND FAMILIES issued by the U.S. Office of Personnel Management. Each occupation is assigned a four digit identification code; the first two digits identify the occupational group and the last two digits

identify the specific occupation within the group. For example 0810 identifies the occupation Civil Engineering within the 0800 Engineering and Architecture Group. An unreported white-collar occupation is shown in this publication as code 2299.

This survey also includes Credit Union Examiners (occupation code 0580) and Administrative Law Judges (code 0935); they are not paid under the General Schedule so these occupations are not among the series recognized in the above mentioned Handbook covering General Schedule positions. Demonstration occupations have not been added to the survey; employees with those occupation codes were recoded to their former occupations.

Blue-Collar Job Families and Occupations. The work performed by blue-collar employees has been defined according to the nature of the work and organized into job families and occupations. A job family is a broad grouping of occupations that are related in one or more ways such as similarity of functions performed, transferability of knowledge and skills from one occupation to another, or similarity of materials or equipment worked on. An occupation series is a unit of a family and includes all jobs at the various skill levels in a particular kind of work. Jobs within a family are therefore similar to each other with regard to subject matter, basic knowledge, and skill requirements.

The occupational job families and series used in this publication are those defined in the January 1999 (latest version) HANDBOOK OF OCCUPATIONAL GROUPS AND FAMILIES issued by the U.S. Office of Personnel Management. Each occupation is assigned a four digit identification code; the first two digits identify the job family and the last two digits identify the specific occupation within the job family. For example, 3513 identifies the occupation Coin/Currency Checking within the 3500 job family General Services and Support Work. An unreported blue-collar occupation is shown in this publication as code 9799.

Occupational Category. White-collar occupations are classified according to five major occupational categories (i.e., Professional, Administrative, Technical, Clerical, and Other). The category definitions are based on the subject matter of work, the level of difficulty or responsibility involved, and the educational requirements of each occupation. It is important to note that occupational categories are merely a statistical concept to aid understanding and analysis of Federal civilian employment; these data are not submitted by the agencies but are assigned by the

U.S. Office of Personnel Management (OPM) based on the occupation and sometimes on grade or salary as determined by OPM's Office of Classification. Occupational categories are defined as follows:

Professional occupations are those that require knowledge in a field of science or learning characteristically acquired through education or training equivalent to a bachelor's degree or higher degree with major study in or pertinent to the specialized field, as distinguished from general education. The work of a professional occupation requires the exercise of discretion, judgement, and personal responsibility for the application of an organized body of knowledge that is constantly studied to make new discoveries and interpretations, and to improve the data, materials, and methods.

Administrative occupations are those that involve the exercise of analytical ability, judgement, discretion, personal responsibility, and the application of a substantial body of knowledge of principles, concepts, and practices applicable to one or more fields of administration or management. While these positions do not require specialized educational majors, they do involve the type of skills (analytical, research, writing, judgement) typically gained through a college level general education, or through progressively responsible experience.

Technical occupations are those that involve work that is nonroutine in nature and is typically associated with, and supportive of a professional or administrative field. Such occupations involve extensive practical knowledge gained through on-the-job experience, or specific training less than that represented by college graduation. Work in these occupations may involve substantial elements of the work of the professional or administrative field, but requires less than full competence in the field involved.

Clerical occupations are those that involve structured work in support of office, business, or fiscal operations; duties are performed according to established policies or techniques and require training, experience, or working knowledge related to the tasks to be performed.

Other occupations are those miscellaneous occupations that do not fall into the above professional, administrative, technical or clerical categories.

Mixed Occupational Category Occupations. Thirty-one of the white-collar occupations fall into more than one occupational category (based on General Schedule or related pay plan grade or corresponding salary interval)

and are identified in tables of this publication by an asterisk instead of a P, A, T, C, or O. Type 1 occupations identified by series codes 072, 204, 986, 1421, 1897, and 2131 are Clerical at grades 1-6 and Technical at grades 7 and above. Type 2 occupations identified by codes 1001, 1531, and 2001 are Clerical for grades 1-6, Technical for grades 7-10, and Administrative for grades 11 and above. Type 3 occupational series 990, 1670, and 1702 are Technical for grades 1-10, and Administrative for grades 11 and above. Type 4 occupational series 525 is Clerical for grades 1-3 and Technical for grades 4 and above. Type 5 occupational series 203, 303, 344, 503, 561, 592, 1087, 1106, 1107, and 1802 are Clerical for grades 1-5 and Technical for grades 6 and above. Type 6 occupational series 1101 is Clerical for grades 1-5, Technical for grades 6-10, and Administrative for grades 11 and above. Type 7 occupational series 326, 335, 544, 545, 2005, and 2102 are Clerical for grades 1-4 and Technical for grades 5 and above. Type 8 occupational series 025 is Technical for grades 1-4 and Administrative for grades 5 and above.

Supervisory Status. Supervisors are accountable to agency management for the quantity and quality of work performed, and for assuring efficient and economical work operation. They assign, direct, and review the work of subordinates, and evaluate their performance; plan, schedule, and coordinate work operations; solve problems related to the work supervised; determine material, equipment, and facilities needed; gain the support of subordinates for management policies and goals; work to achieve the objectives of Governmentwide programs and policies, e.g., labor-management relations and equal employment opportunity; and deal effectively with employees and union representatives on employee suggestions, complaints, and grievances. Some supervisors also participate in the establishment of broad production goals and major work schedules, development of cost and budget analyses or forecasts, and the determination of long-range workforce requirements. Some white-collar supervisors are defined as managers when the position has the full range of managerial functions delineated in the introductory section to the Supervisory Grade Evaluation Guide published by the U.S. Office of Personnel Management. Employees identified by the Civil Service Reform Act of 1978 (CSRA) as Supervisors and Management Officials are counted in this survey as nonsupervisory; these positions do not meet the definitions in the Supervisory Grade Evaluation Guide. Generally, nonsupervisory employees and team leaders work under supervisors and supervisors work under managers.

Pay Category. White-collar employment data are presented by four "pay categories:" the General

Schedule (GS); Related-to-GS; Senior Pay Levels; and Other pay plans. Each category represents a combination of two or more individual pay plans. The pay categories other than General Schedule are for statistical purposes only and are not sanctioned by OPM for administrative use.

The General Schedule is the basic compensation schedule for most Federal civilian white-collar employees, and was originally established by the Classification Act of 1949, as amended (now codified in Title 5 of the U.S. Code). General Schedule data also includes the pay plan for employees covered by the Performance Management and Recognition System (PMRS) termination procedures.

The Related-to-GS category includes: (1) pay plans that follow the General Schedule grade structure and job evaluation methodology; (2) Foreign Service pay plans whose grades are converted to General Schedule grades based on job evaluation or statute; (3) Department of Veterans Affairs pay plans for physicians, dentists, podiatrists, and optometrists whose grades are converted to General Schedule grades based on job evaluation or statute; (4) Tennessee Valley Authority white-collar pay plans whose GS-related pay plans and grades are determined without U.S. Office of Personnel Management participation; and (5) pay plans in various demonstration projects whose grades are converted to General Schedule grades based partly on the GS grades that are encompassed by a pay band and partly on salary to grade relationship within the pay band.

The Senior Pay Levels category includes the Executive Schedule, Senior Executive Service, Senior Foreign Service, pay plans equivalent to the Senior Executive Service, Administrative Law Judges, Board of Contract Appeals, Senior Level (formerly GS 16-18), Foreign Service Chiefs of Mission, Scientific and Professional (5 U.S.C. 3104), other graded pay plans above the GS-15 level, and ungraded pay plans where the annual salary exceeds the annual salary of GS grade 15 step 10.

All other white-collar pay plans fall into the Other category; some examples are the Park Police, Teaching Positions, and Nurses with the Department of Veterans Affairs.

The Federal Wage System covers most blue-collar employees, who are generally paid at rates prevailing in the localities where they work. This report also includes the remaining blue-collar employees not covered by the Federal Wage System, such as Tennessee Valley Authority employees.

Grade. The General Schedule is divided into 15 grades; a salary range of 10 steps is provided for each grade. Grade data are presented in this publication for General Schedule (GS) employment as well as for Related-to-GS employment (defined above). The median grade is the grade with equal numbers of employees above and below that grade. The average grade is the weighted average obtained by multiplying each grade times employment in that grade, summing all such products, and dividing that sum by the total number of employees.

Grade distribution data published over the years are not readily comparable. Grade distributions before 1966 included only employees in GS or similar-to-GS pay systems. For the years 1967-1973, the grades or levels of various pay systems were equated to specific GS grades mostly by comparing salary rates, usually the fourth step rate of GS grades with comparable rates in other pay systems. For the years 1974-1989, the Equivalent-to-GS pay system category based on job analysis was used and that evolved in 1991 to the Related-to-GS pay system category. It is important to note that GS-related pay plans and grades are strictly statistical concepts; GS-related grades are not identified by the agencies but are assigned by OPM based primarily on the actual pay plan and grade. The statistical use of GS-related pay plans enlarges analysis of Federal civilian employment beyond GS employees; the use of GS-related grades allows comparison on a common scheme.

Annual Base Salary. Annualized base salaries were collected for all employees in the survey. Salaries paid to individual workers generally depend upon their pay plan, grade level and length of service within that grade. Each position within an occupation is rated as to grade, and each successively higher grade requires wider levels of duties and responsibilities. The average (mean) salary data in this report exclude overtime pay, premium pay for night work or unusual hours, and post differential or cost-of-living allowances paid to certain employees serving outside the limits of the 48 contiguous States.

Blue-collar workers are paid primarily under the Federal Wage System according to the prevailing rate for a certain occupation in a particular geographic area; therefore, salaries paid to individual workers may vary for the same type of work done in different localities.

White-collar workers are paid primarily under the General Schedule. For certain occupational series and grades within these series, special (higher) rates are paid when necessary to recruit and retain well-qualified personnel; some employees in engineering, accounting,

medical, and other selected occupations receive these special rates. The average (mean) salary data in this report generally include the special rates paid for shortage category occupations.

Salaries shown in this publication also include any applicable locality pay adjustments paid under the Federal Employees Pay Comparability Act (FEPCA) signed into law on November 5, 1990, as explained below. Locality pay adjustments have been extended to additional pay plans: Administrative Law Judges (AL), Members of Contract Appeals Boards (CA), Scientific and Professional (ST), Senior Level (SL), Senior Foreign Service (FE), Senior Executive Service (ES), Foreign Service (FO and FP), and certain employees of the Department of Veterans Affairs.

When the Federal Employees Pay Comparability Act became fully operational in 1994, General Schedule pay adjustments included two components: 1) a **nationwide** adjustment, which will apply to **all** General Schedule employees; and 2) a **locality** adjustment for which General Schedule employees may be eligible, although the amount will vary between localities, and no payment is required in a locality where Federal salaries are within 5 percent of non-Federal salaries. The law does not end special rates paid to employees in occupations and locations with especially severe pay problems (about 13 percent of General Schedule employees received special rates before FEPCA), but special rates may become less necessary as locality payments narrow the gap between Federal and non-Federal salaries. Employees receiving special rates for hard-to-fill positions receive the higher of the authorized special rate salary or the regular rate salary plus locality adjustment.

There are many other features in the Federal Employees Pay Comparability Act of 1990 dealing with Administrative Law Judges, advances in pay, aggregate pay limitation, appointments above the minimum rate for superior qualifications, Contract Appeals Board Members, critical positions, hazard pay differentials, law enforcement officer special pay entitlements, overtime pay, performance-based cash awards, premium pay limitations, recruitment and relocation bonuses, retention allowances, reemployment of civilian and military retirees, senior-level pay, expanded authority for special salary rates, supervisory differentials, time off as an incentive award, travel and transportation expenses for interviews and new appointments, and uniform allowances. Salaries shown in this publication do not include any of these payments.

APPENDIX II

DATA SOURCES, SURVEY METHODOLOGY & ERROR ANALYSIS

ACKNOWLEDGMENTS

The project manager for this report is statistician Christine E. Steele (telephone: 202-606-1817). The survey and publication were prepared under the direction of Assistant Director for Workforce Information Kelly Croft and Workforce Statistics Division Chief Charlie F. Taylor. We gratefully acknowledge the contributions of Randall T. Matke of the Personnel Records and Systems Division, Carol W. Goodroe of the Macon Data Processing Center, as well as Michael P. Ambrose and Shonda L. Adams of the Workforce Statistics Division.

INTRODUCTION

Associated with every statistical survey are different types of errors affecting each stage of the survey, from initial data collection to the printing of the publication. This Appendix covers areas of potential error arising from various survey operations. When possible, we estimate the size of the error. When no information is available about the sources and potential impact of error, we note it. We have not attempted to determine how the errors interact. The user of this publication should take into account the various data limitations discussed below.

DATA SOURCES

Most of the data in this publication came from the Central Personnel Data File; seven Federal agencies reported additional data. Both data sources are described briefly below.

Central Personnel Data File. The Central Personnel Data File (CPDF), started in 1972 and maintained by the U.S. Office of Personnel Management (OPM), is an automated system of individual records for most Federal civilian employees. It is updated quarterly from data derived from personnel reports submitted continually to OPM by Federal appointing offices. The CPDF system is maintained by agency input of

employment status files electronically or on magnetic tape. We edit all input files for validity, and insert functional blanks into data fields with errors. In September 1999, CPDF contained 1.7 million active records for full-time non-Postal Federal civilian employees.

Non-CPDF Data Collection. Tennessee Valley Authority submitted individual employee records on magnetic tape; these data were converted to the CPDF record format. The Architect of the Capitol, U.S. Botanic Gardens, and Library of Congress submitted summarized data on OPM form 1079A for all full-time employees by agency, geographic location, pay plan, grade, annual base salary, occupation series, supervisory status, and gender. The John C. Stennis Center for Public Service Training and Development, Office of Compliance, and Trade Deficit Review Commission did not submit survey reports but their data were estimated from other reports they submitted.

DATA EDITS AND CORRECTIONS

Population Selection. Records for full-time active employees were extracted from the CPDF and similar data files excluding foreign nationals employed overseas, and those paid on a *per diem* basis, fee basis, piecework basis, or work without compensation. These records plus the summarized full-time active data submitted for the survey were checked by automated validity and relationship edits created for this survey to meet criteria specific to this report. Data corrections were made to increase the coverage of the report and ensure as accurate as possible representation of the status of agencies and employment as of September 1999. The data edits and corrections described below are specific to the 1999 report.

Edits and Simultaneous Corrections. Some data corrections were made during the editing process itself. Records with unspecified occupation were recoded to unspecified white-collar series 2299 (395 records) if the pay plan was mostly white-collar or recoded to

unspecified blue-collar series 9799 (82 records) if the pay plan was mostly blue-collar. Records with unspecified or invalid geographic location were designated as United States outside Washington, DC-MD-VA-WV Metropolitan Statistical Area; this affected 793 white-collar and 114 blue-collar records.

Blue-collar pay plans may be limited to supervisors or nonsupervisors respectively, so the supervisory status code was corrected based on pay plan for 280 blue-collar employees from CPDF. There were 4,054 employees accepted with unspecified supervisory status (mostly for Tennessee Valley Authority): 3,551 white-collar and 503 blue-collar; they were included in the nonsupervisory data shown in white-collar **Table W-H** and blue-collar **Table B-D**.

Edits and Subsequent Corrections. The editing process also identified and rejected all employee records with unspecified or invalid data for agency, subelement (Defense Department only), geographic location, occupation, gender, pay plan, grade, and salary as well as the employee counts on the data submitted in summarized form (if men and women did not add to the total). Grades were edited only for General Schedule and related pay plans. Records with salaries outside the appropriate range for the pay plan were rejected; salaries outside the appropriate range for General Schedule and related grades were rejected.

Some rejected records had keying errors that were corrected and subsequently accepted. Some rejected records were re-edited and accepted unchanged after correcting errors on the survey validity tables. While these were not counted as errors or corrections, all the other rejected records were corrected as described below and accepted for the survey.

There were no agency errors. One Defense Department record with unspecified subelement was assigned a subelement. Geographic location corrections were made for 52 Tennessee Valley Authority (TVA) records. Occupation codes were assigned for 2,094 records with obsolete occupations and temporary demonstration occupations; these were recoded to the appropriate occupation or to the unspecified white-collar or blue-collar occupation. Occupation recodes are discussed in detail in Appendix I Survey Changes. Seven records with professional occupations but grades too low were recoded to unspecified white-collar occupation. Gender assignments were made for 24 records with unspecified gender based on occupation.

The 42 employee records with unspecified pay plan were recoded to the Administratively Determined pay plan AD. Grades were assigned to 44 records based on

pay plan and occupation. Salaries were corrected for 5,745 records, mostly unspecified salaries. General Schedule salaries were added to the 4,634 records with GS or GG pay plan with valid grade and step (used average step if step unspecified) but missing or erroneous salary; salaries were increased by the appropriate percentage for the 3,726 in locality pay areas. The remaining 1,111 missing and erroneous salaries were corrected based on pay plan, grade, and other criteria.

The corrected records were all re-edited and accepted for the survey. Then all errors in major geographic area code, General Schedule related grades (or Senior Pay Levels or salary intervals) and occupational category codes were corrected in the survey master file; these data are system generated and not submitted to the Central Personnel Data File (CPDF) by the agencies.

After completion of all the editing and data corrections, we merged the accepted CPDF and non-CPDF agency data and summarized like records together; this consolidated file was used to generate the statistical table outputs. Checks were made for consistency among the reports for the current survey. The 1999 data were compared with the 1997 survey data and differences in category totals more than 5 percent were investigated to determine the cause (actual change or data problem). The minor data corrections made at this point of the survey was included in the above discussion on data corrections.

BENCHMARKS

Table I below shows the survey totals (after all data corrections were made) compared to benchmarks.

Table I: 1999 Survey Benchmarking

	Survey	Benchmark	Percent of Benchmark
CPDF	1,663,238	1,665,912	99.84
TVA	14,211	13,215	107.54
Other	5,771	5,801	99.48
Totals	1,683,220	1,684,928	99.90

This survey achieves 99.90 percent coverage worldwide when benchmarked against September 1999 data collected in the Monthly Report of Federal Civilian Employment (SF113-A) from all departments and agencies of the Federal Government except the Central Intelligence Agency, National Security Agency, Defense Intelligence Agency, and National Imagery and Mapping Agency. Data in this survey were

benchmarked against the September 1999 SF113-A full-time data adjusted to occupational survey coverage by excluding Congress, General Accounting Office, Congressional Budget Office, U.S. Court of Appeals to Veterans Claims, Commission on Security and Cooperation in Europe, Judicial Branch, White House Office, Office of the Vice President, Office of Policy Development, Board of Governors of the Federal Reserve System, U.S. Postal Service, Postal Rate Commission, and foreign nationals employed overseas.

Some agency survey totals were more than 5 percent different from their benchmark totals, usually because small cells (small difference in small agency is a big percent) and coverage differences between survey and benchmark data sources.

SOURCES OF ERROR

Data Collection. Federal agencies document their personnel changes by processing personnel actions to update and correct their personnel data files. Errors in the personnel actions cause errors on the personnel data files including incomplete records, incorrect records, incorrect pay status for seasonal employees, missing records, duplicate records, and records still on the file for employees who have left the agency. Finally, timely file submission by the agencies may be retarded by the loss of automated input in transit to the U.S. Office of Personnel Management or by system problems within the submitting agency.

To measure the completeness of agency employment reflected by the September 1997 Central Personnel Data File (CPDF), the number of employee records by agency extracted for the survey was compared with the employment counts by agency (excluding foreign nationals employed overseas) from an independent reporting system, the Monthly Report of Federal Civilian Employment (SF113-A system). Comparing the 1,663,238 CPDF records available for the survey against the 1,665,912 benchmark total yielded a difference of 2,674 or far less than 1 percent difference that is due to slight differences in effective dates between the CPDF and SF113-A data collection systems, population coverage (lack of full-time SF113-A data for foreign nationals employed overseas prevented exact benchmarks), and the potential reporting errors and processing errors in both the CPDF and SF113-A data collection systems.

Data Quality. Our September 1994 CPDF Accuracy Survey estimated the percentage of valid (passes CPDF system edits) but inaccurate (differs from the Official Personnel Folder record) data contained in the CPDF.

The following **Table II** shows Governmentwide estimates for the key data elements included in the Occupational Survey.

Table II: Data Element Error Rates (September 1994 CPDF Accuracy Survey)

Data Element	Percentage Error
Agency	0.0
Basic Pay	0.0
Geographic Location	0.0
Grade	0.0
Occupation	0.0
Pay Status	0.0
Pay Plan	0.7
Work Schedule	0.7
Gender	1.5

The results of the most recent CPDF accuracy evaluation show the percentage of valid but inaccurate data is about 1 percent for gender, pay plan, and work schedule. The results of this CPDF evaluation cannot be directly applied to this Occupational Survey data because of time frame, population coverage, and definitional differences but these evaluation results give an general indication of the quality of the data in this publication. The quality of non-CPDF agency data was not measured beyond benchmarking the agency survey totals to their SF113-A data.

Data Definition Changes. Appendix I covers the changes in definitions and coverage of agency, occupation, supervisory status, pay category, and salary since the previous survey; these changes can affect the 1997 to 1999 data comparisons. Redefinitions of a data element are a source of error that can be difficult to measure. When certain employees in an established series are to be reclassified into a new or another existing series, identification of these employees must be made by the agencies; often there is lag between the publication of new occupational series standards and submission of code changes by the agencies for their employees.

Survey Processing Errors. All known errors in the edit programs, edit lookup tables, and report programs were corrected during the survey.