

SAND REPORT

SAND2003-1523
Unlimited Release
Printed May 2003

Annual Report Procurement and Logistics Management Center

Sandia National Laboratories Fiscal Year 2002

David L. Palmer

Prepared by
Sandia National Laboratories
Albuquerque, New Mexico 87185 and Livermore, California 94550

Sandia is a multiprogram laboratory operated by Sandia Corporation,
a Lockheed Martin Company, for the United States Department of
Energy under Contract DE-AC04-94AL85000.

Approved for public release; further dissemination unlimited.



Sandia National Laboratories

Issued by Sandia National Laboratories, operated for the United States
Department of Energy by Sandia Corporation.

NOTICE: This report was prepared as an account of work sponsored by an agency of the United States Government. Neither the United States Government, nor any agency thereof, nor any of their employees, nor any of their contractors, subcontractors, or their employees, make any warranty, express or implied, or assume any legal liability or responsibility for the accuracy, completeness, or usefulness of any information, apparatus, product, or process disclosed, or represent that its use would not infringe privately owned rights. Reference herein to any specific commercial product, process, or service by trade name, trademark, manufacturer, or otherwise, does not necessarily constitute or imply its endorsement, recommendation, or favoring by the United States Government, any agency thereof, or any of their contractors or subcontractors. The views and opinions expressed herein do not necessarily state or reflect those of the United States Government, any agency thereof, or any of their contractors.

Printed in the United States of America. This report has been reproduced directly from the best available copy.

Available to DOE and DOE contractors from
U.S. Department of Energy
Office of Scientific and Technical Information
P.O. Box 62
Oak Ridge, TN 37831

Telephone: (865)576-8401
Facsimile: (865)576-5728
E-Mail: reports@adonis.osti.gov
Online ordering: <http://www.doe.gov/bridge>

Available to the public from
U.S. Department of Commerce
National Technical Information Service
5285 Port Royal Rd
Springfield, VA 22161

Telephone: (800)553-6847
Facsimile: (703)605-6900
E-Mail: orders@ntis.fedworld.gov
Online order: <http://www.ntis.gov/ordering.htm>



**Annual Report
Procurement and Logistics
Management Center
Sandia National Laboratories
Fiscal Year 2002**

David. L. Palmer
Procurement and Logistics Management Center
Sandia National Laboratories
P.O. Box 5800
Albuquerque, NM 87185-0169

Abstract

This report summarizes the purchasing and transportation activities of the Procurement and Logistics Management Center for Fiscal Year 2002. Activities for both the New Mexico and California locations are included.

This page intentionally left blank.

Contents

Operating Highlights for Fiscal Year 2002	7
Personnel	9
Type of Procurement	10
Small Business Procurements	11
Small Disadvantaged Business Procurements.....	12
Small Woman-Owned Business Procurements.....	13
8(a) Contractor Activity	14
New Mexico Commercial Business Procurements	15
Bay Area Commercial Business Procurements.....	16
Commitments by States and Foreign Countries.....	17
Transportation Activities.....	18
The Twenty-Five Commercial Contractors Receiving the Largest Dollar Commitments	19
Commercial Contractors Receiving Commitments of \$1,000 or Over	25
Integrated Contractor & Federal Agency Commitments of \$1,000 or Over From	101
Sandia National Laboratories/New Mexico & California	
Transportation Commitments of \$1,000 or Over From Sandia National Laboratories/	105
New Mexico & California	

This page intentionally left blank.

Operating Highlights for Fiscal Year 2002
(SNL New Mexico and California)

	<u>FY01</u>	<u>FY02</u>
Procurement		
Number of contractors with whom Sandia did business	5,032	4,806

Procurement Activity (\$ in millions)

Total business	\$586.2	\$896.5
Integrated Contractor and Federal Agency business	17.2	34.0
Commercial Contractor business	569.0	862.5
New Mexico business	280.7	350.3
Bay Area business	6.9	21.3
Educational, Nonprofit, and Other Government Agency business	23.2	32.3
Foreign Buy & Foreign Educational	28.4	51.0
Small business	360.0	513.2
Woman-Owned business	80.2	50.6
Disadvantaged Business Certified	24.2	29.3
Disadvantaged business	37.6	44.3
8(a) Contractors	50.6	38.8
Large business	157.4	266.1

Set-Aside Program

Small business Set-Asides	75.4	84.1
8(a) Pilot Program Set-Asides	15.3	15.6

Freight Activity

Tonnage-pounds (inbound/outbound)	6,234,739	7,238,205
Freight charges	\$2,012,610	\$4,046,524

Cost Avoidance and Savings

	\$23,664,720	\$46,846,551
--	--------------	--------------

This page intentionally left blank.

Personnel

	<u>FY98</u>	<u>FY99</u>	<u>FY00</u>	<u>FY01</u>	<u>FY02</u>
Sandia/New Mexico Personnel					
Director, Deputy Director	2	2	3	3	3
Procurement Management (Department Managers & Team Supervisors)	14	14	11	9	10
Procurement Buyers, Specialists & Administrative Staff	97	97	89	75	72
Procurement Secretarial & Clerical	26	26	22	18	14
Total	139	139	122	102	99

Logistics Management (Department Managers & Team Supervisors)	11	11	11	10	8
Logistics Specialists & Administrative Staff	22	22	25	26	28
Logistics Secretarial & Clerical	90	90	87	79	74
Total	123	123	123	115	110

Sandia/California Procurement & Logistics Org.

Procurement Management (Department Managers & Team Supervisors)	1	1	2	1	1
Procurement Buyers, Specialists & Administrative Staff	7	7	8	6	9
Procurement Secretarial & Clerical	1	1	1	1	0
Total	9	9	11	8	10


Logistics Management (Department Managers & Team Supervisors)	1	2	2		
Logistics Specialists & Administrative Staff	14	12	11		
Logistics Secretarial & Clerical	1	0	0		
Total	16	14	13		

Type of Procurement

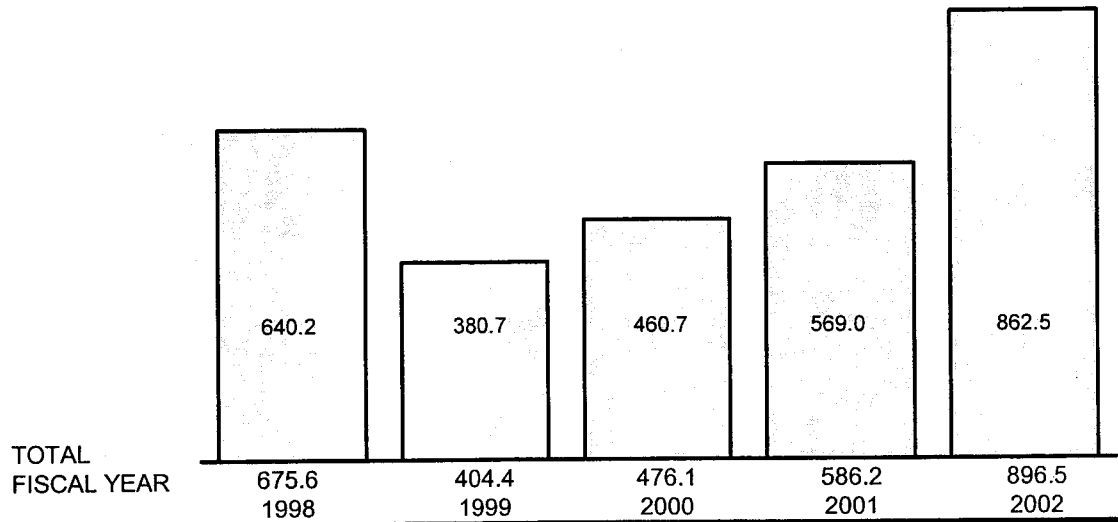
(Sandia/New Mexico & California)

COMMITMENTS
(M DOLLARS)

INTEGRATED



COMMERCIAL

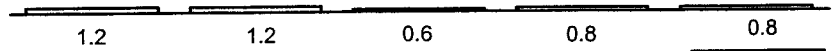


TOTAL
FISCAL YEAR


675.6 404.4 476.1 586.2 896.5
1998 1999 2000 2001 2002

PROCUREMENT ACTIONS (THOUSANDS)

INTEGRATED



COMMERCIAL



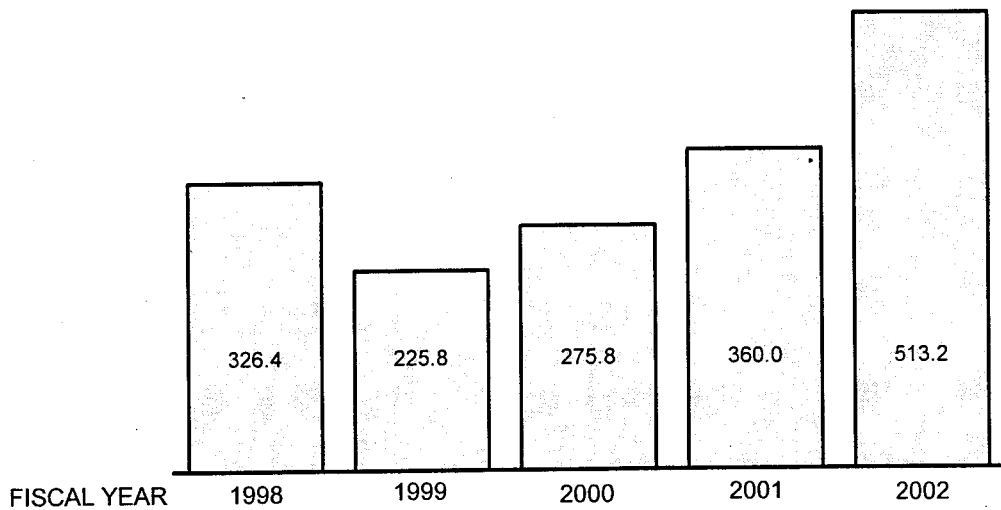
TOTAL
FISCAL YEAR

35.3 30.6 47.1 65.8 139.2
1998 1999 2000 2001 2002

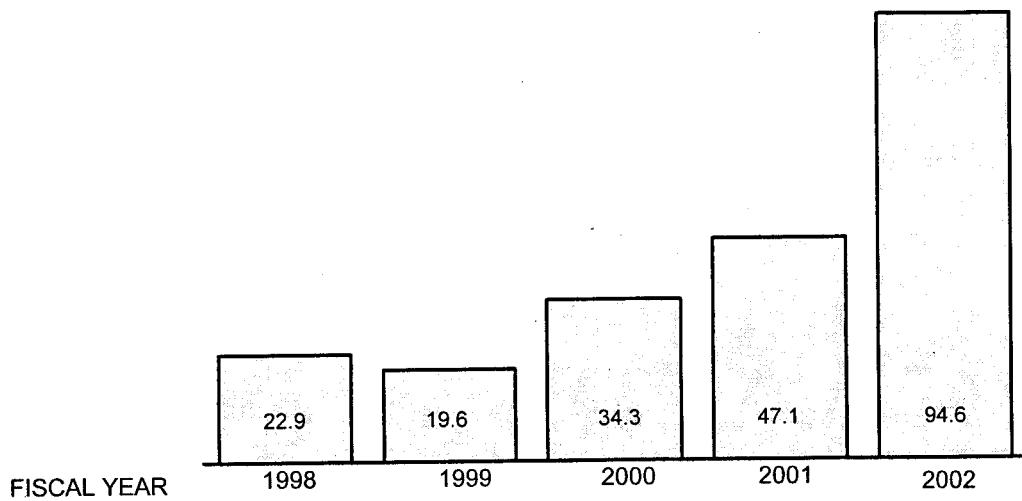
Small Business Procurements

(Sandia/New Mexico & California)

COMMITMENTS
(M DOLLARS)



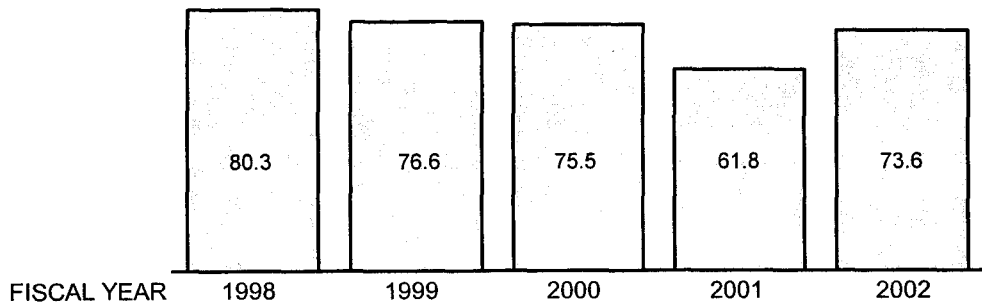
PROCUREMENT ACTIONS
(THOUSANDS)



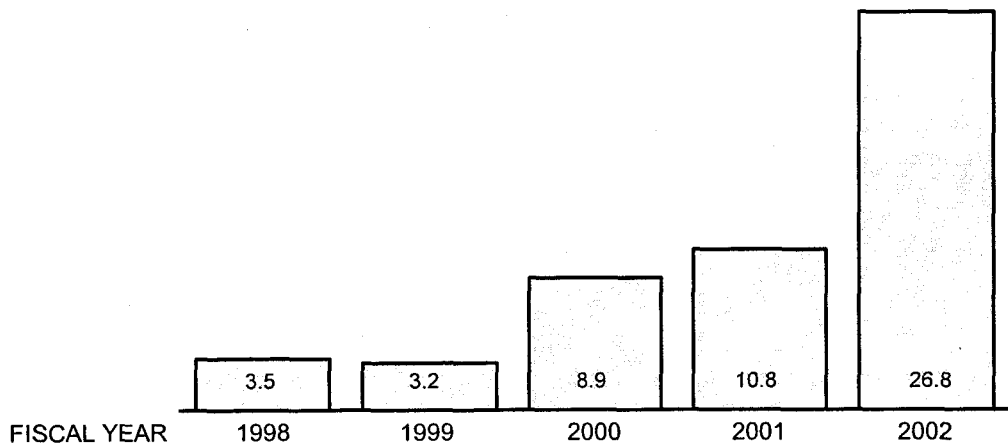
Small Disadvantaged Business Procurements

(Sandia/New Mexico & California)

COMMITMENTS
(M DOLLARS)



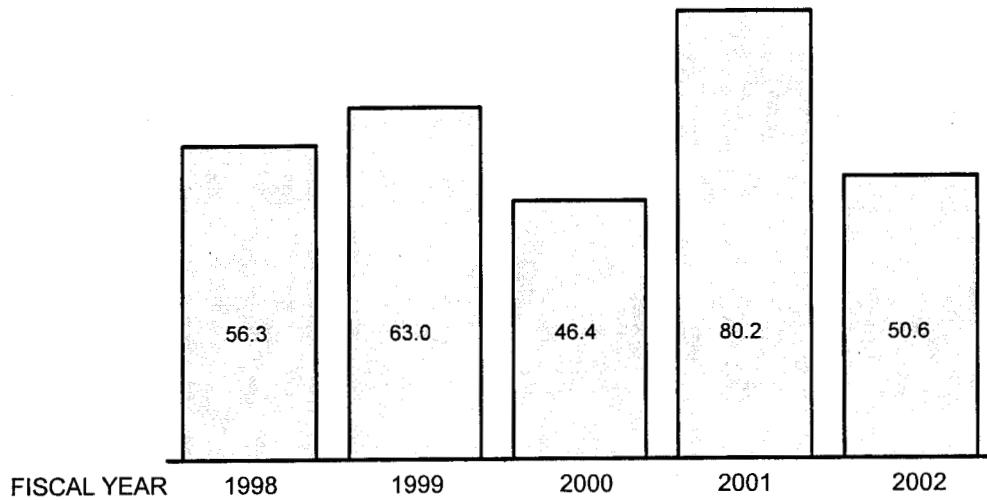
PROCUREMENT ACTIONS
(THOUSANDS)



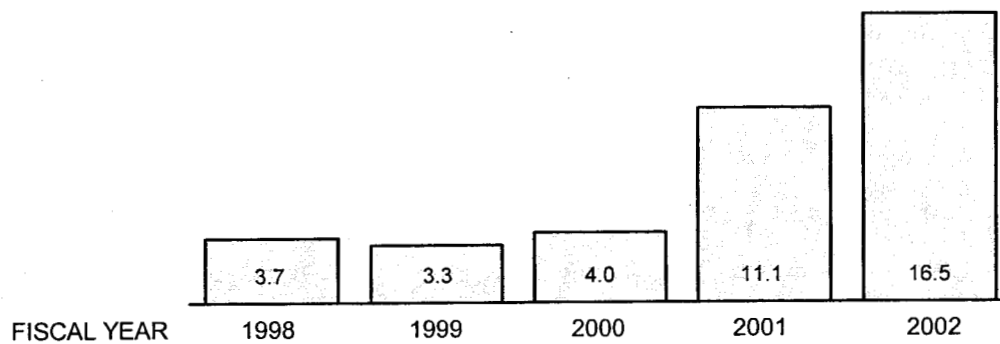
Small Woman-Owned Business Procurements

(Sandia/New Mexico & California)

COMMITMENTS
(M DOLLARS)



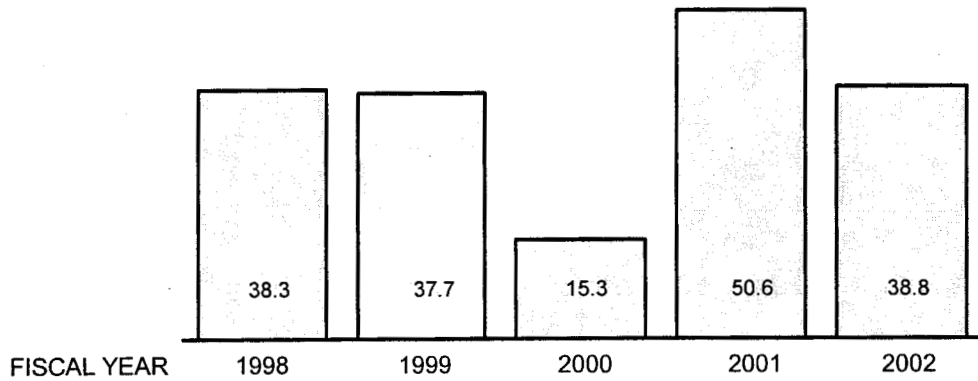
PROCUREMENT ACTIONS
(THOUSANDS)



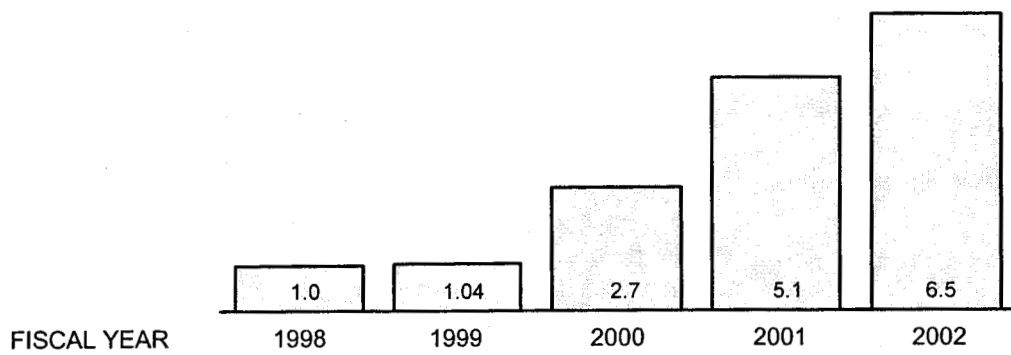
8(a) Contractor Activity

(Sandia/New Mexico & California)

COMMITMENTS
(M DOLLARS)

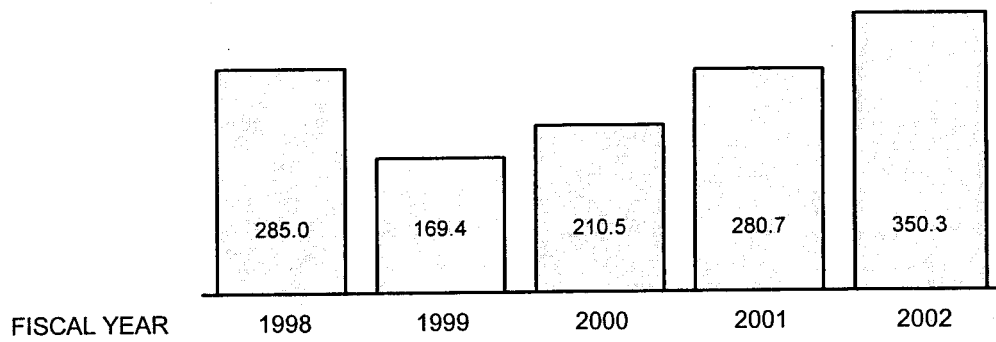


PROCUREMENT ACTIONS
(THOUSANDS)

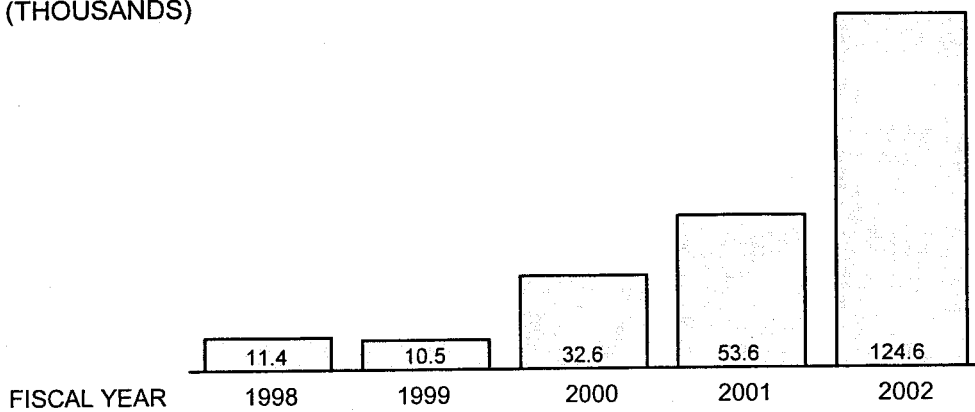


New Mexico Commercial Business Procurements (Sandia/New Mexico & California)

COMMITMENTS
(M DOLLARS)



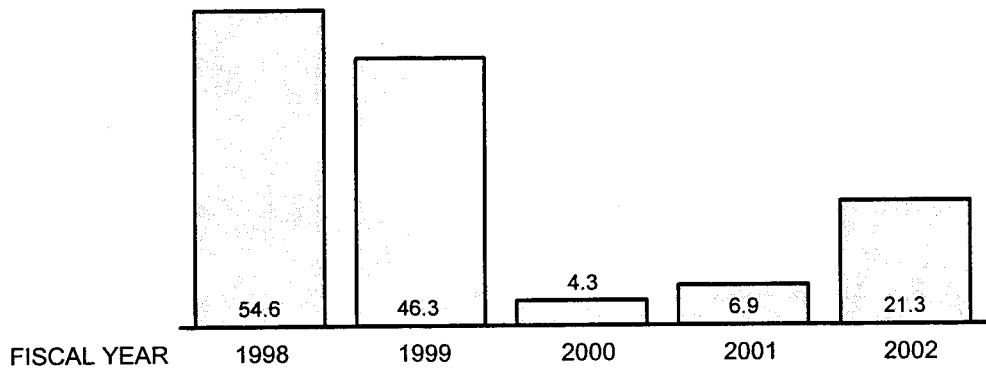
PROCUREMENT ACTIONS
(THOUSANDS)



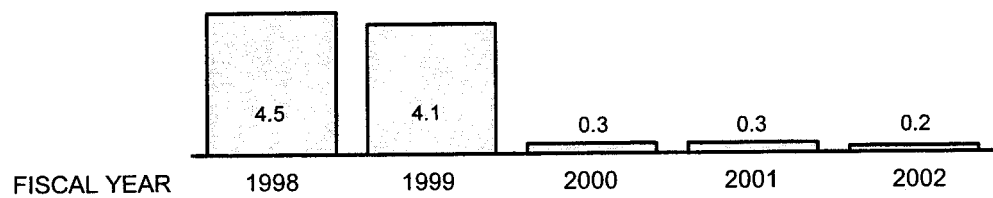
Bay Area Commercial Business Procurements

(Sandia/New Mexico & California)

COMMITMENTS
(M DOLLARS)



PROCUREMENT ACTIONS
(THOUSANDS)



Commitments by States and Foreign Countries to Commercial Suppliers (SNL New Mexico and California)

Commitments

Contractors in the United States	\$811,550,955
Foreign & Foreign Educational	\$50,973,707
Total Commitments	\$862,524,662
Small Business Contractors	\$513,182,873

Total Number of Commercial Sources*	4,683
--	-------

Commitments by States

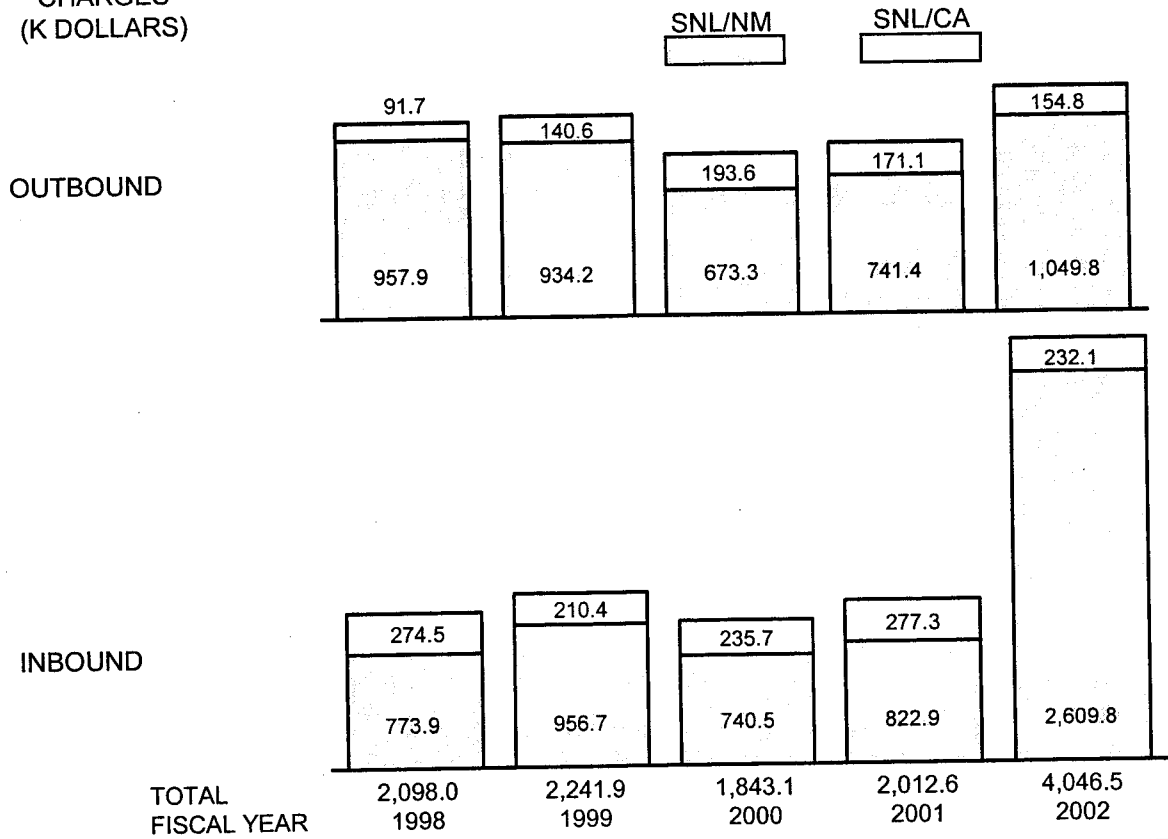
State	Actions	Commitments	State	Actions	Commitments
Alaska	16	892,438	Montana	16	1,436,979
Alabama	29	929,887	Nebraska	23	3,834,006
Arkansas	11	258,230	North Carolina	145	5,410,419
Arizona	550	29,993,888	New Hampshire	99	1,741,465
California	4,716	113,395,786	New Jersey	1,828	5,269,378
Colorado	514	17,725,199	New Mexico	124,862	359,831,407
Connecticut	221	4,837,717	Nevada	89	1,385,588
District of Columbia	44	2,499,201	New York	345	6,088,912
Delaware	78	1,169,868	Ohio	204	4,092,291
Florida	258	7,597,147	Oklahoma	35	5,240,184
Georgia	111	16,674,290	Oregon	179	4,269,250
Hawaii	4	171,376	Pennsylvania	349	7,624,528
Iowa	18	876,510	Rhode Island	29	339,328
Idaho	23	1,382,835	South Carolina	43	1,605,433
Illinois	287	10,418,394	South Dakota	28	1,211,510
Indiana	67	1,654,248	Tennessee	80	2,125,894
Kansas	45	817,310	Texas	661	43,745,645
Kentucky	55	668,257	Utah	63	2,080,772
Louisiana	14	159,543	Virginia	296	13,921,928
Massachusetts	663	15,881,183	Vermont	14	816,782
Maryland	169	7,182,960	Washington	132	94,803,494
Maine	5	187,000	Wisconsin	111	2,399,036
Michigan	112	2,187,708	West Virginia	2	15,836
Minnesota	164	3,121,685	Wyoming	2	19,559
Missouri	79	1,343,630	Foreign Buy	450	49,592,928
Mississippi	11	215,041	Foreign Educational	37	1,380,779

*To the extent practicable, each supplier location was considered a separate source.

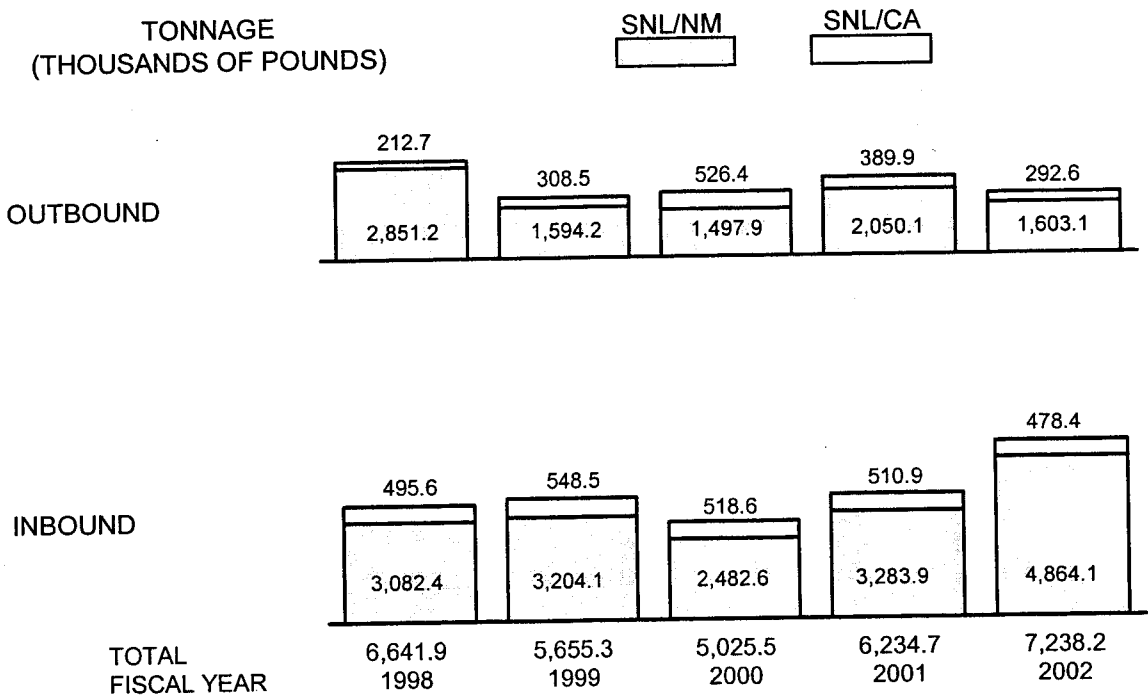
Transportation Activities

(Sandia/New Mexico & California)

CHARGES
(K DOLLARS)



TONNAGE
(THOUSANDS OF POUNDS)



**The Twenty-Five Commercial Contractors
Receiving the Largest Dollar Commitments**

The Twenty-Five Commercial Contractors (L+S) Receiving the Largest Dollar Commitments

Commitments by Sandia/New Mexico and California Buyers

Cray, Inc.	\$89,500,000
KTech Corp.	26,152,918
Plus Group, Inc., The, dba Jobs Plus	23,361,537
Technology Integration Group	20,843,039
Amoroso, S. J. Construction Co., Inc.	16,806,337
Phelps, Hensel Construction Co.	16,488,000
L&M Technologies, Inc.	12,846,684
Summit Construction	12,638,565
Abba Technologies, Inc.	11,664,461
US Security Associates, Inc.	11,232,906
Federal Network Systems, LLC	11,000,154
Henderson, Jack B. Construction Co., Inc.	10,521,203
Weston, Roy F., Inc.	8,851,262
Compaq Federal, LLC	8,504,367
Applied Materials, Inc.	8,241,808
Albuquerque Underground, Inc.	6,888,570
MV Industries, Inc.	6,599,658
Carter & Burgess, Inc.	6,515,237
Team Specialty Products Corp.	6,230,853
Science Applications International Corp.	6,197,116
Orion International Technologies, Inc.	5,829,109
Kemtah Group, Inc., The	5,804,212
Morgan, Don	5,145,613
URS Group, Inc.	5,086,540
Konica Business Technologies, Inc.	5,043,280
Total (44.7%)	\$347,993,431
Total Sandia/NM & CA L+S Commercial Commitments	\$779,246,856

The Twenty-Five Commercial Contractors (L+S) Receiving the Largest Dollar Commitments

Commitments by Sandia/New Mexico Buyers

Cray, Inc.	\$89,500,000
KTech Corp.	26,152,918
Technology Integration Group	20,843,039
Phelps, Hensel Construction Co.	16,488,000
L&M Technologies, Inc.	12,846,684
Summit Construction	12,638,565
Abba Technologies, Inc.	11,664,461
Federal Network Systems, LLC	11,000,154
Plus Group, Inc., The, dba Jobs Plus	10,750,205
Henderson, Jack B. Construction Co., Inc.	10,521,203
Weston, Roy F., Inc.	8,851,262
Applied Materials, Inc.	8,241,808
Compaq Federal, LLC	8,114,842
Albuquerque Underground, Inc.	6,888,570
MV Industries, Inc.	6,599,658
Carter & Burgess, Inc.	6,515,237
Team Specialty Products Corp.	6,230,853
Orion International Technologies, Inc.	5,829,109
Kemtah Group, Inc., The	5,804,212
Science Applications International Corp.	5,695,829
US Security Associates, Inc.	5,600,000
Morgan, Don	5,145,613
URS Group, Inc.	4,998,000
Konica Business Technologies, Inc.	4,983,280
DMJMH+N, Inc.	4,426,831
Total (44.7%)	\$316,330,334
Total Sandia/NM L+S Commercial Commitments	\$708,400,375

The Twenty-Five Commercial Contractors (L+S) Receiving the Largest Dollar Commitments

Commitments by Sandia/California Buyers

Amoroso, S. J. Construction Co., Inc.	\$16,806,337
Plus Group, Inc., The, dba Jobs Plus	12,611,332
US Security Associates, Inc.	5,632,906
Diede Construction, Inc.	3,966,779
Onsite Companies, Inc.	1,931,100
Gowan Construction Co.	1,541,715
Givens Electric, Inc.	1,181,078
Scaled Composites, LLC	685,381
Science Applications International Corp.	501,287
Grayloc Products	464,956
Silicon Graphics, Inc.	408,559
G2 Software Systems, Inc.	406,720
Consolidated CM	390,000
Metrum Datatape, Inc.	389,749
Compaq Federal, LLC	389,525
Ensco, Inc.	360,000
Manufacturing Technology, Inc.	354,085
Lucent Technologies	350,753
Dekker-Perich-Sabatini, Ltd.	340,698
Limit Point Systems	336,324
Spectra-Physics Lasers, Inc.	336,300
SDG, Inc.	314,000
Dell Marketing LP-Federal Sales	296,609
Stealth Network Communications	292,390
Mechdyne Corp.	291,249
	Total (71.4%)
Total Sandia/CA L+S Commercial Commitments	\$50,579,831 \$70,846,481

The Twenty-Five Commercial Contractors (L+S) Receiving the Largest Dollar Commitments

Commitments in New Mexico

KTech Corp.	\$26,152,918
Technology Integration Group	20,843,039
L&M Technologies, Inc.	12,846,684
Summit Construction	12,638,565
Abba Technologies, Inc.	11,583,264
Plus Group, Inc., The, dba Jobs Plus	10,724,631
Henderson, Jack B. Construction Co., Inc.	10,521,203
Weston, Roy F., Inc.	8,851,262
Compaq Federal, LLC	7,689,923
Albuquerque Underground, Inc.	6,888,570
MV Industries, Inc.	6,599,658
Team Specialty Products Corp.	6,230,853
Federal Network Systems, LLC	6,000,001
Orion International Technologies, Inc.	5,829,109
Kemtah Group, Inc., The	5,804,212
Morgan, Don	5,145,613
URS Group, Inc.	4,998,000
Konica Business Technologies, Inc.	4,983,280
DMJMH+N, Inc.	4,426,831
Western Diversified, Inc.	4,349,000
Albuquerque Staff Augmentation	4,291,880
Compa Industries, Inc.	4,280,139
Gram, Inc.	3,980,129
Electronic Parts Co., Inc.	3,812,672
Re Spec, Inc.	3,714,488
	Total (58.0%) \$203,185,924
Total New Mexico L+S Commercial Commitments	\$350,329,525

This page intentionally left blank.

Commercial Contractors Receiving Commitments of \$1,000 or Over

Net commitments under \$1,000 are not listed
under Total \$.

This page intentionally left blank.

Supplier Name	Total \$	SNL/NM \$	SNL/CA \$	NMS
170 SYSTEMS, INC.	90,305	90,305	0	0
1905/1909 TENANCY	818,685	818,685	0	0
30 SECOND STREET LTD.	10,000	10,000	0	10,000
3D DIGITAL CORP.	21,011	21,011	0	0
3D SYSTEMS, INC.	37,533	37,533	0	0
4 WALL ENTERPRISES, INC.	15,389	15,389	0	0
500 SOFTWARE	74,370	74,370	0	0
A & L PRODUCTS, INC.	8,304	0	8,304	0
A SF LA EEO COUNCIL	1,170	1,170	0	1,170
A&D ENTERPRISES	81,992	81,992	0	0
A&R OFFICE MACHINES, INC.	24,519	24,519	0	24,519
A/Z-TECH, INC.	11,795	11,795	0	0
AACOM SYSTEMS	54,075	54,075	0	0
AAPER ALCOHOL & CHEMICAL CO.	16,052	16,052	0	0
ABASTO UTILITY LOCATING, LLC	10,400	10,400	0	10,400
ABB, INC.	188,346	188,346	0	0
ABBA TECHNOLOGIES, INC.	11,664,461	11,664,461	0	11,583,264
ABB-BOMEM, INC.	10,800	10,800	0	0
ABC CORP.	812,538	812,538	0	0
ABEL, WILLIAM R.	52,000	52,000	0	52,000
ABEYTA, JUAN R.	101,600	101,600	0	101,600
ABLESTIK LABORATORIES	2,658	2,658	0	0
ABM, INC.	30,490	30,490	0	0
ABQ TECHNICAL SPECIALISTS	25,000	25,000	0	25,000
ABSCOA INDUSTRIES, INC.	8,515	8,515	0	0
ABSOFTE CORP.	1,219	0	1,219	0
ABTECH MANUFACTURING, INC.	2,750	2,750	0	0
ABTECH SYSTEMS, INC.	5,640	5,640	0	0
ACCELRY, INC.	78,148	78,148	0	0
ACCENTERA, INC.	110,000	110,000	0	0
ACCSYS TECHNOLOGY, INC.	67,250	67,250	0	0
ACCURACY ONLY PRECISION	5,010	0	5,010	0
ACCURATE ENERGETIC SYSTEMS, LLC	31,793	31,793	0	0
ACCURATE ENGINEERING, INC.	7,400	7,400	0	0
ACCURATE MACHINE & TOOL CO.	200,634	200,634	0	200,634
ACCURATUS CERAMIC CORP.	2,125	2,125	0	0
ACCU-TECH CORP.	20,180	20,180	0	0
ACCU-TECH LASER PROCESSING, INC.	1,400	1,400	0	0
ACCUTRAK MANUFACTURING CORP.	9,055	9,055	0	9,055
ACCUTREX PRODUCTS, INC.	3,880	3,880	0	0
ACE SERVICE CO., INC.	12,500	12,500	0	12,500
ACM EQUIPMENT, LLC	4,037	4,037	0	4,037
ACME ELECTRIC CORP.	86,960	86,960	0	0
ACME FENCE CO.	4,246	4,246	0	4,246
ACOPIAN TECHNICAL CO.	3,466	3,466	0	0
ACORN CONSULTING SERVICES, LLC	80,000	80,000	0	0
ACQIRIS	64,273	64,273	0	0
ACRA CONTROL, INC.	12,500	12,500	0	0
ACROAMATICS, INC.	27,900	27,900	0	0
ACS IMAGE SOLUTIONS, INC.	20,000	20,000	0	20,000
ACTA, INC.	79,100	79,100	0	0
ACTEL CORP.	1,671,521	1,671,521	0	0
ACTERNA	42,008	27,927	14,081	0
ACTION TARGET	2,780	0	2,780	0
ACTION TECHNOLOGIES, INC.	266,833	266,833	0	0
ACTIVESTATE CORP.	11,500	11,500	0	0

Supplier Name	Total \$	SNL/NM \$	SNL/CA \$	NM\$
ACULIGHT CORP.	49,013	49,013	0	0
ADAMS, MARVIN L., PHD	6,000	6,000	0	0
ADAPTIVE NETWORKS, INC.	3,200	3,200	0	0
ADAPTIVE RESEARCH	4,150	4,150	0	0
ADC, LTD.	436,950	356,950	80,000	436,950
ADE PHASE SHIFT	149,520	149,520	0	0
ADE TECHNOLOGIES, INC.	11,600	11,200	400	0
ADECCO, INC.	21,822	0	21,822	0
ADEMCO DISTRIBUTION, INC.	53,789	53,789	0	53,789
ADHERENT TECHNOLOGIES, INC.	20,000	20,000	0	20,000
ADRON TOOL CORP.	10,410	10,410	0	0
ADT SECURITY SYSTEMS, INC.	29,159	29,159	0	0
ADVANCE METALS SYSTEMS	9,000	9,000	0	0
ADVANCED CERAMICS	9,680	9,680	0	0
ADVANCED CLUSTERING TECHNOLOGIES, INC.	12,482	12,482	0	0
ADVANCED COMMUNICATIONS & ELECTRONICS, INC.	156,021	156,021	0	156,021
ADVANCED COMPOSITES GROUPS, INC.	35,000	35,000	0	0
ADVANCED DESIGN SOLUTIONS	7,300	7,300	0	0
ADVANCED ENERGY INDUSTRIES, INC.	1,021	1,021	0	0
ADVANCED ENERGY SYSTEMS, INC.	310,000	310,000	0	0
ADVANCED ENGINEERING & SCIENCES	25,000	25,000	0	0
ADVANCED ENGINEERING, LTD.	21,834	0	21,834	0
ADVANCED GLASS INDUSTRIES, INC.	13,800	13,800	0	0
ADVANCED GLASSFIBER YARNS, LLC	4,842	4,842	0	0
ADVANCED MEASUREMENT TECHNOLOGY, INC.	449,889	449,889	0	0
ADVANCED MICROTECHNOLOGY, INC.	4,300	4,300	0	0
ADVANCED PRODUCTS CO., INC.	2,287	2,287	0	0
ADVANCED STRUCTURAL IMAGING, INC.	5,325	5,325	0	0
ADVANCED TECHNOLOGY MATERIALS, INC.	20,640	20,640	0	0
ADVANCED THERMAL SCIENCES CORP.	129,620	129,620	0	0
ADVANCED VISUAL SYSTEMS, INC.	44,940	44,940	0	0
ADVANTEST AMERICA, INC.	34,780	34,780	0	0
ADVANTOR SYSTEMS, CORP.	594,727	594,727	0	0
AEA TECHNOLOGY ENGINEERING SOFTWARE, INC.	38,250	0	38,250	0
AEA TECHNOLOGY QSA, INC.	3,340	3,340	0	0
AEGIS INSTITUTE	6,273	6,273	0	0
AEGIS TECHNOLOGIES GROUP, INC., THE	9,595	0	9,595	0
AEHR TEST SYSTEMS	87,950	87,950	0	0
AELITA SOFTWARE CORP.	9,488	9,488	0	0
AEROFLEX LABORATORIES, INC.	22,063	22,063	0	0
AEROFLEX UTMIC MICROELECTRONIC SYSTEMS, INC.	1,336,884	1,336,884	0	0
AEROJET-GENERAL CORP.	50,000	50,000	0	0
AEROPREDICTION, INC.	13,000	13,000	0	0
AEROSPACE COATING SYSTEMS, INC.	6,511	6,511	0	0
AEROSPACE CORP., THE	118,853	118,853	0	0
AEROTECH, INC.	24,840	24,840	0	0
AEROTEST OPERATIONS, INC.	5,200	5,200	0	0
AEROWEST HELICOPTERS	3,540	3,540	0	3,540
AETAS	10,000	10,000	0	10,000
AETHERCOMM, INC.	31,044	31,044	0	0
AETRIUM	11,565	11,565	0	0
AFS TRINITY POWER	138,473	138,473	0	0
AGAPITO, J. F. T. & ASSOCIATES, INC.	50,000	50,000	0	0
AGFA MONOTYPE	1,500	1,500	0	0
AGIE, LTD.	49,899	49,899	0	0
AGILENT FINANCIAL SERVICES, INC.	49,084	49,084	0	0

Supplier Name	Total \$	SNL/NM \$	SNL/CA \$	NM\$
AGILENT TECHNOLOGIES	2,719,769	2,658,336	61,433	0
AHEAD COMMUNICATIONS SYSTEMS, INC.	63,340	63,340	0	0
AIBUS SUBIA CORP.	317,175	317,175	0	317,175
AIDANT FIRE PROTECTION CO.	41,516	41,516	0	41,516
AID-EMPLOYMENT	36,000	0	36,000	0
AIKI WORKS, INC.	15,000	15,000	0	0
AIR ACADEMY ASSOCIATES, LLC	33,000	33,000	0	0
AIR CONTROL, INC.	11,900	11,900	0	0
AIR FILTERS SOUTHWEST	22,444	22,444	0	22,444
AIR LIQUIDE ELECTRONICS	1,081	0	1,081	0
AIR PRODUCTS & CHEMICALS, INC.	71,501	71,501	0	45,000
AIR TREATMENT CORP.	3,900	0	3,900	0
AIRMISSLE SOFTWARE	16,080	16,080	0	16,080
AJAX MAGNETHERMIC CORP.	28,360	0	28,360	0
AJAX PORTABLE SERVICES	2,760	0	2,760	0
ALABAMA SPECIALTY PRODUCTS	1,469	0	1,469	0
ALAMEDA APPLIED SCIENCES CORP.	147,000	147,000	0	0
ALAMEDA TOOL ENGINEERING CORP. (ALTEC)	126,898	126,898	0	126,898
ALASKA ENERGY AUTHORITY	54,313	54,313	0	0
ALBEROX	16,667	16,667	0	0
ALBERT, THOMAS E. & ASSOCIATES, INC.	153,700	153,700	0	0
ALBUQUERQUE AMBULANCE	15,000	15,000	0	15,000
ALBUQUERQUE HILTON HOTEL	88,500	88,500	0	88,500
ALBUQUERQUE L&L ELECTRONICS, INC.	1,085,682	1,085,682	0	1,085,682
ALBUQUERQUE OFFICE EQUIPMENT, INC.	9,800	9,800	0	9,800
ALBUQUERQUE STAFF AUGMENTATION	4,291,880	4,291,880	0	4,291,880
ALBUQUERQUE SURVEYING CO., INC.	100,997	100,997	0	100,997
ALBUQUERQUE TECHNICAL-VOCATIONAL INSTITUTE	19,625	19,625	0	19,625
ALBUQUERQUE TRUCK EQUIPMENT, INC.	124,020	124,020	0	124,020
ALBUQUERQUE UNDERGROUND, INC.	6,888,570	6,888,570	0	6,888,570
ALBUQUERQUE UTILITY EQUIPMENT, INC.	34,000	34,000	0	34,000
ALBUQUERQUE VALVE & FITTING CO.	472,045	472,045	0	472,045
ALCATEL VACUUM PRODUCTS, INC.	62,300	0	62,300	0
ALDEC, INC.	5,900	5,900	0	0
ALFRED UNIVERSITY	10,000	10,000	0	0
ALHAMBRA	10,000	0	10,000	0
ALIAS WAVEFRONT, INC.	4,059	2,500	1,559	0
ALIENWARE CORP.	3,425	3,425	0	0
ALL FLEX, INC.	18,620	18,620	0	0
ALL NEW STAMPING CO.	4,043	4,043	0	0
ALL TEMP ENGINEERING, INC.	13,500	0	13,500	0
ALLEN, D. JERRY	90,000	90,000	0	90,000
ALLEN, HEATHER & ASSOCIATES, INC.	4,725	4,725	0	4,725
ALLEN, JESSE B.	60,000	60,000	0	60,000
ALLEY, MICHAEL	3,000	0	3,000	0
ALLIANCE ELECTRONICS COLO, INC.	2,858	2,858	0	0
ALLIANCE FIRE PROTECTION, INC.	32,463	32,463	0	32,463
ALLIANCE TECHNOLOGIES, INC.	1,671,019	1,671,019	0	1,671,019
ALLIANT TECHSYSTEMS, INC.	86,695	86,695	0	0
ALLIED CONTROLS, INC.	1,770	1,770	0	0
ALLIED HIGH TECH PRODUCTS	2,213	2,213	0	0
ALLOY MACHINING & HONING, INC.	19,300	19,300	0	0
ALL-RUSSIAN RESEARCH INSTITUTE, THE	1,424,497	1,424,497	0	0
ALLTEL	4,670	4,670	0	4,670
ALPHA CONSTRUCTION SERVICES, INC.	471,654	471,654	0	471,654
ALPHA INDUSTRIES, INC.	20,118	20,118	0	0

Supplier Name	Total \$	SNL/NM \$	SNL/CA \$	NM\$
ALPHA LASER SERVICES	62,436	62,436	0	0
ALPHA-OMEGA POWER TECHNOLOGIES, LLC	94,804	94,804	0	94,804
ALPINE RESEARCH OPTICS	8,612	8,612	0	0
ALPTEX, INC.	54,500	54,500	0	0
ALTERA CORP.	8,800	7,000	1,800	0
ALTERNATE SYSTEMS	10,959	10,959	0	0
ALTISIMO COMPUTING CORP.	19,500	19,500	0	0
ALVARADO MANUFACTURING CO.	31,328	31,328	0	0
ALWAYSPURE, INC.	18,124	18,124	0	18,124
ALZHEIMER, WILLIAM E.	14,000	14,000	0	14,000
AMATO, JOSEPH	10,000	10,000	0	0
AMATO, NANCY M.	1,100	0	1,100	0
AMEC EARTH & ENVIRONMENTAL, INC.	317,439	317,439	0	317,439
AMERICAN AIRWORKS	10,245	10,245	0	0
AMERICAN ARIUM	85,400	85,400	0	0
AMERICAN AUTOCLAVE CO.	1,496	0	1,496	0
AMERICAN CHILLER SERVICE, INC.	11,980	0	11,980	0
AMERICAN COMPETITIVENESS INSTITUTE	105,118	105,118	0	0
AMERICAN COMPUTER AIDED ENGINEERING, LLC	5,500	5,500	0	0
AMERICAN ENGINEERING	30,930	30,930	0	0
AMERICAN ETCHING & MANUFACTURING	2,400	2,400	0	0
AMERICAN FENCE CO. OF NEW MEXICO, INC.	5,660	5,660	0	5,660
AMERICAN FIBERTEK, INC.	8,134	8,134	0	0
AMERICAN FORM TECH, INC.	4,406	4,406	0	0
AMERICAN INDUSTRIAL HYGIENE ASSOC.	4,540	4,540	0	0
AMERICAN INNOVATIONS, INC.	42,002	42,002	0	0
AMERICAN LABELMARK CO., INC.	1,140	263	877	0
AMERICAN ORDINANCE, LLC	37,897	37,897	0	0
AMERICAN TYPE CULTURE COLLECTION	1,575	1,575	0	0
AMERICAN XTAL TECHNOLOGY	20,025	20,025	0	0
AMERITHERM, INC.	22,675	0	22,675	0
AMERSHAM BIOSCIENCES	44,900	44,900	0	0
AMETEK ROTRON	9,446	9,446	0	0
AMETEK, INC.	33,010	33,010	0	0
AMIGOS LIBRARY SERVICES	12,500	12,500	0	0
AMIS FOUNDRY SERVICES	127,635	127,635	0	0
AMK INTERNATIONAL, INC.	124,878	124,878	0	0
AMKOR TEST SERVICES	1,250	1,250	0	0
AMMON & RIZOS	10,317	10,317	0	0
AMOIGNON, OLIVIER	4,000	4,000	0	0
AMOROSO, S. J. CONSTRUCTION CO., INC.	16,806,337	0	16,806,337	0
AMORPHOUS MATERIALS, INC.	1,270	1,270	0	0
AMPCO METAL, INC.	1,302	1,302	0	0
AMPEX DATA SYSTEMS CORP.	35,294	35,294	0	0
AMPHENOL CANADA, LTD.	79,000	79,000	0	0
AMPHENOL PRODUCTS	178,783	112,310	66,473	0
AMPLIFIER RESEARCH	1,087,930	1,087,930	0	0
AMPTEC RESEARCH	13,486	13,486	0	0
AMPTEK, INC.	36,455	36,455	0	0
AMR RESEARCH, INC.	7,500	7,500	0	0
AMS, INC.	164,000	164,000	0	0
AMTEC ENGINEERING, INC.	26,781	26,781	0	0
ANACHEMIA CANADA, INC.	1,422	1,422	0	0
ANALOG DEVICES BELFAST, LTD.	26,260	26,260	0	0
ANALOGIC CORP.	2,535	2,535	0	0
ANALYTIC & COMPUTATIONAL RESEARCH, INC.	60,000	60,000	0	0

Supplier Name	Total \$	SNL/NM \$	SNL/CA \$	NM\$
ANALYTICAL COMPUTERS SERVICES, INC.	2,042	2,042	0	2,042
ANALYTICAL GRAPHICS, INC.	131,031	65,957	65,074	0
ANALYTICAL QUALITY ASSOCIATES, INC.	440,000	440,000	0	440,000
ANALYTICAL SOLUTIONS, INC.	278,443	278,443	0	278,443
ANALYTICS, INC.	5,225	5,225	0	0
ANATECH CORP.	105,266	105,266	0	0
ANAYA, ABEL, JR.	23,000	23,000	0	23,000
ANCRA INTERNATIONAL, LLC	4,596	4,596	0	0
ANDEEN-HAGERLING, INC.	25,120	25,120	0	0
ANDERSEN, JOHN A.	24,000	24,000	0	24,000
ANDERSON SCHOOLS OF MANAGEMENT FOUNDATION	15,000	15,000	0	15,000
ANDERSON, D. RICHARD	30,000	30,000	0	30,000
ANDOR TECHNOLOGY	132,951	132,501	450	0
ANDOVER CORP.	1,600	1,600	0	0
ANDREAS GOUSSIS, DIMITRIOS ANDREAS	20,000	0	20,000	0
ANDREAS-GERHARD-WOLFGANG-PIEPKE	2,203	0	2,203	0
ANDREW CORP.	10,818	10,818	0	0
ANDREWS ELECTRONICS, INC.	5,501	5,501	0	0
ANGSTROM SCIENCES	7,930	7,930	0	0
ANIXTER BROTHERS, INC.	124,219	79,258	44,961	1,350
ANO ASPECT-CONVERSION	17,406	17,406	0	0
ANRITSU	33,150	33,150	0	0
ANSOFT CORP.	54,536	54,536	0	0
ANTEON CORP.	83,102	83,102	0	83,102
ANT-S	51,770	51,770	0	0
ANZ SOLUTIONS	10,000	10,000	0	0
AOA IZHEVSKIY RADIOZAVOD	1,779,000	1,779,000	0	0
AOS, INC.	29,781	29,781	0	0
AOTI OPERATING CO., INC.	30,200	30,200	0	0
APEX MICROTECHNOLOGY CORP.	3,195	3,195	0	0
APEX TECHNOLOGIES, INC.	45,048	45,048	0	0
APIS TRAINING & SEMINARS	20,850	20,850	0	0
APOGEE INSTRUMENTS, INC.	22,572	22,572	0	0
APOLLO INSTRUMENTS, INC.	42,945	42,945	0	0
APPLE COMPUTER, INC.	23,130	23,130	0	0
APPLIED BIOMATHEMATICS	158,257	158,257	0	0
APPLIED BIOSYSTEMS	43,431	43,431	0	0
APPLIED EPI, INC.	91,791	91,791	0	0
APPLIED INDUSTRIAL TECHNOLOGIES	20,568	20,568	0	20,568
APPLIED MATERIALS, INC.	8,241,808	8,241,808	0	0
APPLIED METROLOGY, INC.	45,173	0	45,173	0
APPLIED MINDS, INC.	6,500	6,500	0	0
APPLIED PHYSICS, INC.	320,000	320,000	0	320,000
APPLIED RESEARCH ASSOCIATES, INC.	408,011	408,011	0	408,011
APPLIED SCIENCE & TECHNOLOGY	6,000	6,000	0	0
APPLIED SCIENTIFIC RESEARCH	104,217	104,217	0	0
APPLIED TECHNOLOGY ASSOCIATES, INC.	20,134	20,134	0	20,134
APPLIED TECHNOLOGY INSTITUTE	12,900	12,900	0	0
APPLIED TECHNOLOGY, INC.	201,168	201,168	0	0
APPLIED WAVE RESEARCH, INC.	9,438	9,438	0	0
APPSHOP	18,000	18,000	0	0
APRISMA MANAGEMENT TECHNOLOGIES	43,000	0	43,000	0
APS TECHNOLOGY	72,000	72,000	0	0
APTEK INDUSTRIES	51,900	51,900	0	0
APTEK, INC.	10,000	10,000	0	0

Supplier Name	Total \$	SNL/NM \$	SNL/CA \$	NM\$
AQ SAFETY, INC.	10,374	10,374	0	10,374
AQUA RESOURCES INTERNATIONAL, LLC	7,500	7,500	0	0
AQUA TECH	7,500	7,500	0	7,500
A-QUALITY MACHINING	54,726	54,726	0	54,726
AQUIFER SOLUTIONS, INC.	22,017	22,017	0	0
AQUILA TECHNOLOGIES GROUP, INC.	497,071	497,071	0	497,071
ARAMARK CORP.	68,882	68,882	0	68,882
ARBORS, THE	105,281	87,656	17,625	0
ARC ASSOCIATES, INC.	66,750	66,750	0	0
ARC MACHINES, INC.	1,813	0	1,813	0
ARC SECOND, INC.	32,000	32,000	0	0
ARCA TECHNOLOGIES, INC.	7,000	7,000	0	0
ARCH WIRELESS	598,634	598,634	0	598,634
ARCHITECTURAL RESEARCH CONSULTANTS	274,585	274,585	0	274,585
ARCHITRAVE SOFTWARE, INC.	155,000	155,000	0	155,000
ARCOM CONTROL SYSTEMS	1,350	1,350	0	0
ARCSIGHT, INC.	225,420	225,420	0	0
ARES CORP.	319,460	319,460	0	280,000
ARGONAUT TECHNOLOGIES SYSTEMS, INC.	57,552	57,552	0	0
ARGUS INTERNATIONAL, LTD.	41,353	41,353	0	0
ARIZONA STATE UNIVERSITY	186,450	149,450	37,000	0
ARLON, INC.	11,766	11,766	0	0
ARM, LTD.	557,000	557,000	0	0
ARONSON, EUGENE A.	40,000	40,000	0	40,000
ARRAY CONNECTOR CORP.	3,573	3,573	0	0
ARROW ELECTRONICS, INC.	76,131	76,131	0	0
ARROW SHEET METAL PRODUCTS	1,271	1,271	0	0
ARROWPOINT CORP.	17,100	17,100	0	0
ARTESIA FIRE EQUIPMENT, INC.	17,340	17,340	0	17,340
ASAP LAPPING & POLISHING	3,026	3,026	0	3,026
ASC INDUSTRIES	1,375	1,375	0	0
ASCENTIAL SOFTWARE, INC.	56,604	56,604	0	0
ASHTON AUTO SERVICE	12,000	0	12,000	0
ASML, INC.	2,715,521	2,715,521	0	0
ASPEN SYSTEMS CORP.	36,337	36,337	0	0
ASPEN TECHNOLOGY	75,000	75,000	0	0
ASPEX, LLC	98,100	98,100	0	0
ASR/SANDIA 1, LLC	1,467,050	1,467,050	0	0
ASSAIGAI ANALYTICAL LABORATORIES, INC.	9,708	9,708	0	9,708
ASTRO-MED, INC.	91,402	59,050	32,352	0
AT&T	1,547,593	1,540,000	7,593	0
AT2 ADVANTAGE TELECOM	61,821	0	61,821	0
ATA ENGINEERING, INC.	455,780	455,780	0	0
ATA SENSORS	625,350	625,350	0	625,350
ATC NEW MEXICO, LLC	129,233	129,233	0	129,233
ATK TACTICAL SYSTEM CO.	15,000	15,000	0	0
ATLANTA GROTNES	10,000	10,000	0	0
ATLANTIC INDUSTRIAL OPTICS	2,000	0	2,000	0
ATLANTIC METROLOGY, INC.	67,700	67,700	0	0
ATLANTIC RESEARCH CORP.	21,850	21,850	0	0
ATLANTIC RESEARCH MARKETING SYSTEMS, INC.	18,225	18,225	0	0
ATLAS TECHNOLOGIES	19,260	19,260	0	0
ATLAS TESTING LABS, INC.	18,315	18,315	0	0
ATMI, INC.	14,830	14,830	0	0
ATOM APPLIANCE	1,887	0	1,887	0
ATOMIC INSPECTION LABS	19,595	19,595	0	19,595

Supplier Name	Total \$	SNL/NM \$	SNL/CA \$	NM\$
ATQASUK CORP.	3,000	3,000	0	0
AUSH TECHNOLOGIES, INC.	117,090	117,090	0	117,090
AUSTIN FOAM PLASTICS, INC.	2,340	2,340	0	0
AUSTIN HIGH VACUUM, INC.	2,000	0	2,000	0
AUSTIN INSTRUMENTS, INC.	34,190	34,190	0	0
AUSTIN SCIENTIFIC CO., INC.	11,765	11,765	0	0
AUTOCLAVE ENGINEERS, INC.	82,046	82,046	0	0
AUTOMATE ASSOCIATES, INC.	1,097,351	1,097,351	0	0
AUTOMATED PRECISION, INC.	5,315	5,315	0	0
AUTOMATED PRODUCTION EQUIPMENT SOUTH	37,424	37,424	0	0
AUTOMATED PUNCHING SERVICE	6,750	6,750	0	0
AUTOMATION CONCEPTS, INC.	228,434	228,434	0	228,434
AUTUMN SPRINGS APARTMENTS	139,196	0	139,196	0
AVANT CORP.	94,733	94,733	0	0
AVANU	7,261	7,261	0	0
AVAYA, INC.	63,051	63,051	0	0
AVID TECHNOLOGY, INC.	5,516	5,516	0	0
AVISTAR, INC.	57,055	57,055	0	57,055
AVNET APPLIED COMPUTING	15,677	15,677	0	0
AVNET ELECTRONICS MARKETING	287,154	188,582	98,572	0
AVRIL, LARRY	30,806	30,806	0	0
AVROTEC, INC.	15,668	15,668	0	0
AVTECH ELECTROSYSTEMS, LTD.	27,172	27,172	0	0
AVX CORP.	53,413	53,413	0	0
AWE HUNTING-BRAE, LTD.	90,000	90,000	0	0
AXCELIS TECHNOLOGIES, INC.	1,541	1,541	0	0
AXON INSTRUMENTS, INC.	10,400	10,400	0	0
AXSYS TECHNOLOGIES	59,725	59,725	0	0
AZTECH CONTROLS CORP.	11,936	11,936	0	11,936
B & B GRADING & PAVING, INC.	231,249	0	231,249	0
B&B ELECTRONICS MANUFACTURING CO.	8,133	8,133	0	0
B&B TECHNOLOGIES, INC.	195,942	195,942	0	195,942
B&D ELECTRIC CO., INC.	1,596,612	1,596,612	0	1,596,612
B&W TEK, INC.	20,990	0	20,990	0
BACKERWORKS MANUFACTURING, LLC	2,658	2,658	0	2,658
BADER, BRETT W.	6,000	6,000	0	0
BAE SYSTEMS	194,006	194,006	0	0
BAGINSKI, THOMAS A.	24,000	24,000	0	0
BAHILL, TERRY A.	12,000	12,000	0	0
BAILLIO'S, INC.	5,537	5,537	0	5,537
BAKER ATLAS GEOSCIENCE	3,600	3,600	0	0
BAKER, HAYWARD, INC.	81,160	81,160	0	0
BAKER, ROBERT P.	1,000	1,000	0	1,000
BALANCED SCORECARD COLLABORATIVE, INC.	14,000	14,000	0	0
BALDWIN, GARY L.	10,000	10,000	0	0
BALL AEROSPACE & TECHNOLOGIES CORP.	293,980	293,980	0	0
BALLEAU GROUNDWATER, INC.	12,000	12,000	0	12,000
BALTIMORE AIRCOIL CO., INC.	67,240	0	67,240	0
BALUSA, INC.	30,000	30,000	0	0
BANGLADESH-UNNAYAN-PARISHAD	11,000	11,000	0	0
BARCO, INC.	12,000	0	12,000	0
BARKOCY, EDWARD J.	20,000	20,000	0	20,000
BARLOW, RICHARD M.	102,000	102,000	0	102,000
BARNHILL BOLT CO., INC.	297,117	297,117	0	297,117
BARR ASSOCIATES, INC.	11,325	0	11,325	0
BARR, ROBERT B.	4,000	4,000	0	4,000

Supplier Name	Total \$	SNL/NM \$	SNL/CA \$	NM\$
BARRETT, LOUISE MARY	7,000	0	7,000	0
BARRINGER INSTRUMENTS, INC.	328,991	328,991	0	0
BARRINGTON SYSTEMS	11,544	0	11,544	0
BARROW ARCTIC SCIENCE CONSORTIUM	70,900	70,900	0	0
BASE TECHNOLOGIES, INC.	5,145	5,145	0	0
BASERMANN, ACHIM	2,500	2,500	0	0
BASK COMPUTERS, INC.	9,407	0	9,407	0
BATTELLE MEMORIAL INSTITUTE	65,000	50,000	15,000	0
BAUER, WALTER	38,000	0	38,000	0
BAY COUNTIES PETROLEUM, INC.	22,000	0	22,000	0
BAY CRYOGENICS	2,155	0	2,155	0
BBN CORPORATION	35,000	35,000	0	0
B-C TRAILER SALES, INC.	19,700	0	19,700	0
BDA CUSTOM ENCLOSED TRAILERS	17,320	17,320	0	17,320
BE, INC.	540,000	540,000	0	0
BEAM DYNAMICS, INC.	1,311	0	1,311	0
BEAMAN, JOSEPH J.	65,000	65,000	0	0
BEASLEY, ROBERT R.	20,000	20,000	0	0
BEAUCHAMP, EDWIN K.	16,268	16,268	0	16,268
BEAVIS, LEONARD C.	83,000	83,000	0	83,000
BECK ENGINEERING CONSULTANTS CO.	75,000	75,000	0	0
BECK, PAUL G.	60,000	60,000	0	60,000
BECKMAN-COULTER, INC.	67,680	10,177	57,503	0
BECKMANN, RICHARD C.	64,000	64,000	0	64,000
BEDFORD, LEE L.	7,300	7,300	0	0
BEEDE, MICHAEL P.	100,000	100,000	0	0
BEER ENGINEERING, INC.	113,500	113,500	0	113,500
BEETLEY, DALE E.	47,050	47,050	0	0
BEHAVIORAL SCIENCE TECHNOLOGY, INC.	24,999	24,999	0	0
BEHLMAN ELECTRONICS, INC.	11,040	11,040	0	0
BEHR, MAREK	11,723	11,723	0	0
BEKAERT CORP.	5,516	5,516	0	0
BELDEN STREET, INC.	2,500	2,500	0	0
BENDER ASSOCIATES, INC.	10,553	10,553	0	0
BENDER, RICHARD	13,000	13,000	0	0
BENHAM CONSTRUCTORS	3,693,742	3,693,742	0	0
BENHAM GROUP, INC., THE	892,748	892,748	0	0
BENHAM, ROBERT A.	60,000	60,000	0	60,000
BENJAMIN, BEN C.	8,217	8,217	0	8,217
BENNETT, DAVID E., III	27,500	27,500	0	27,500
BENNETT, MARK D.	8,210	8,210	0	8,210
BENTLES WATER WELL SERVICE, INC.	10,000	10,000	0	10,000
BENTLEY SYSTEMS, INC.	34,805	34,805	0	0
BENTZ, JOHN H.	3,000	3,000	0	0
BERGMAN, TOM	2,500	2,500	0	0
BERKELEY NUCLEONICS CORP.	59,662	59,662	0	0
BERKELEY SCHOLARS, INC.	23,686	23,686	0	0
BERKELEY VARITRONICS SYSTEMS, INC.	7,600	0	7,600	0
BERNARD, MICHAEL L.	24,120	24,120	0	24,120
BERRY, JONATHAN	7,999	7,999	0	0
BERTAN HIGH VOLTAGE	30,217	30,217	0	0
BESSER ASSOCIATES, INC.	18,725	0	18,725	0
BESTECH INDUSTRY, INC.	2,083	0	2,083	0
BETA CORPORATION INTERNATIONAL	248,777	248,777	0	248,777
BETTERTON CONSULTING SERVICES	1,760	1,760	0	1,760
BF GOODRICH CO.	538,694	538,694	0	333,334

Supplier Name	Total \$	SNL/NM \$	SNL/CA \$	NM\$
BFA SALES, INC.	66,980	66,980	0	66,980
BG SYSTEMS, INC.	3,050	3,050	0	0
BHB INDUSTRIES	3,400	3,400	0	0
BICRON	2,000	2,000	0	0
BIG J ENTERPRISES, LLC	487,765	487,765	0	487,765
BIG SKY LASER TECHNOLOGIES, INC.	68,165	68,165	0	0
BIGGE CRANE AND RIGGING CO.	2,490	0	2,490	0
BINARY RESEARCH INTERNATIONAL, INC.	147,890	147,890	0	0
BINGHAM, FELTON W.	10,000	10,000	0	10,000
BIO-RAD LABORATORIES, INC.	208,680	306	208,374	0
BIRA SYSTEMS, INC.	14,872	14,872	0	14,872
BIRD ELECTRONICS	7,470	7,470	0	0
BIROS, GEORGE	10,160	10,160	0	0
BISCONTE, JEANIE M.	2,575	2,575	0	2,575
BISHOP, LUKE B.	4,500	4,500	0	4,500
BIT SYSTEMS	74,964	74,964	0	0
BK SCIENCE & ENGINEERING	217,135	217,135	0	217,135
BLACK & VEATCH CORP.	10,570	10,570	0	0
BLACK BOX CORP.	4,631	4,547	84	0
BLACK, PETER C.	40,000	0	40,000	0
BLACKWELL-TONKAWA AIRPORT TRUST AUTHORITY	24,000	0	24,000	0
BLASCH PRECISION CERAMICS	15,450	15,450	0	0
BLINDS SPOTLESS	1,000	1,000	0	1,000
BLIZZARD, DAVID W.	25,000	25,000	0	0
BLOMQUIST, WILLIAM A.	7,500	7,500	0	0
BLOOMSTEIN, ELENA	40,000	40,000	0	40,000
BLUE M ELECTRIC CO.	54,339	54,339	0	0
BLUE SKY DESIGN	7,536	7,536	0	7,536
BLUEARC CORPORATION	504,313	504,313	0	0
BLUESTONE CONSULTING, INC.	2,625	2,625	0	0
BMC SOFTWARE, INC.	100,078	100,078	0	0
BMV ASSOCIATES, LLC	215,000	215,000	0	215,000
BOBARU, FLORIN	15,000	15,000	0	0
BOC GROUP, INC., THE	967,717	947,449	20,268	0
BODYBILT, INC.	82,336	82,336	0	0
BODYCOTE DIAMOND BLACK, INC.	1,140	1,140	0	0
BOEING CO., THE	976,236	976,236	0	0
BOEING COMMERCIAL AIRPLANES	4,700	4,700	0	0
BOEING-SVS, INC.	1,275,000	1,275,000	0	1,275,000
BOGUE MACHINE CO., INC.	151,442	151,442	0	151,442
BOHANNAN-HUSTON, INC.	231,633	231,633	0	231,633
BOHRER, DONALD J.	65,000	0	65,000	0
BOISE CASCADE OFFICE PRODUCTS	1,937,627	1,937,627	0	1,937,627
BOKER'S, INC.	3,340	3,340	0	0
BOLT, INC.	12,000	12,000	0	12,000
BONE FRONTIER COMPANY	90,348	90,348	0	0
BOONTON ELECTRONICS CORP.	50,750	50,750	0	0
BORDER STATES ELECTRIC SUPPLY	537,105	537,105	0	537,105
BORLAND SOFTWARE	48,144	48,144	0	0
BORON, S. B. CORP.	3,550	3,550	0	0
BOSBY & ASSOCIATES	50,700	50,700	0	0
BOSCH, ROBERT CORP.	1,215	0	1,215	0
BOSTOMATIC CORP.	3,286	3,286	0	0
BOSTON ELECTRONICS CORP.	17,594	17,594	0	0
BOURNLEA INSTRUMENTS, LTD.	14,838	14,838	0	0
BOWKER, ANDREW	20,000	20,000	0	20,000

Supplier Name	Total \$	SNL/NM \$	SNL/CA \$	NM\$
BOXX TECHNOLOGIES, INC.	140,440	140,440	0	0
BOYD, PATRICIA	10,000	10,000	0	0
BPLW ARCHITECTS & ENGINEERS, INC.	492,133	492,133	0	492,133
BRADDOCK, JOSEPH	5,000	5,000	0	0
BRANDYWINE COMMUNICATIONS	12,900	12,900	0	0
BRASHEAR LP	12,066	12,066	0	0
BRAUDAWAY, DAVID W.	20,000	20,000	0	20,000
BRAUN, M., INC.	24,170	24,170	0	0
BRAXTON TECHNOLOGIES, INC.	225,100	0	225,100	0
BREAULT RESEARCH CORP.	13,775	13,775	0	0
BREEDING, ROGER J.	6,500	6,500	0	0
BREINER, OTTO INSTRUMENTS	12,171	9,248	2,923	0
BRETFORD MANUFACTURING	21,487	21,487	0	0
BREWER, PAUL J.	20,000	20,000	0	0
BRICE, DAVID K.	31,000	31,000	0	31,000
BRICK, DONALD B. AND ASSOCIATES	6,121	6,121	0	0
BRIDGE IT, INC.	1,130	1,130	0	0
BRIDGERS & PAXTON CONSULTING ENGINEERS, INC.	1,735,028	1,735,028	0	1,735,028
BRIDGES.COM, INC.	2,550	0	2,550	0
BRIDGING LIVES	24,500	24,500	0	0
BRIGHAM YOUNG UNIVERSITY	250,668	250,668	0	0
BRINKMANN INSTRUMENTS, INC.	78,454	14,734	63,720	0
BROADAX SYSTEMS, INC.	13,450	13,450	0	0
BROOK FURNITURE RENTAL	38,435	0	38,435	0
BROOKS AUTOMATION CANADA CORP.	70,310	70,310	0	0
BROOKS AUTOMATION, INC.	526,067	526,067	0	0
BROOKS INSTRUMENTS, INC.	22,640	22,640	0	0
BROOKS, JOHN ALBERT	53,000	0	53,000	0
BROWN & SHARPE LEITZ	11,575	0	11,575	0
BROWN & SHARPE, LTD.	9,917	9,917	0	0
BROWN, KENNETH M.	20,990	20,990	0	20,990
BROWN, VIC SALES, INC.	3,287	3,287	0	3,287
BRUCKHEIM, ARTHUR J.	17,549	17,549	0	0
BRUEL AND KJAER NORTH AMERICA, INC.	1,901	1,901	0	0
BRUKER ADVANCED X-RAY SOLUTIONS, INC.	26,181	26,181	0	0
BRUKER ANALYTICAL X-RAY SYSTEMS	9,800	9,800	0	0
BRUKER BIOSPIN CORP.	109,015	109,015	0	0
BRUKER DALTONICS	34,690	0	34,690	0
BRUKER INSTRUMENTS, INC.	319,600	319,600	0	0
BRUKER OPTICS, INC.	99,072	99,072	0	0
BRUSH-WELLMAN, INC.	63,256	63,256	0	0
BRYANT MANUFACTURING ASSOCIATES	8,630	8,630	0	0
BRYCON CONSTRUCTION CORP.	15,000	15,000	0	15,000
BRYSEN OPTICAL CORP.	1,685	1,685	0	0
BSK & ASSOCIATES	25,000	0	25,000	0
BSM	40,000	40,000	0	0
BUCKLES-SMITH ELECTRIC CO.	151,213	0	151,213	0
BUEHLER, LTD.	21,776	21,776	0	0
BUILDING INTERESTS, INC.	3,939	3,939	0	3,939
BULLEN ULTRASONICS, INC.	27,028	27,028	0	0
BURGE, RANDY	25,000	25,000	0	25,000
BURLE ELECTRO OPTICS, INC.	60,469	60,469	0	0
BURLINGTON SAFETY LABORATORY OF CALIFORNIA, INC.	16,000	10,000	6,000	0
BURMEISTER MANUFACTURING	6,600	6,600	0	6,600
BURNS, MAJ. GEN. WILLIAM F., RET.	15,000	15,000	0	0

Supplier Name	Total \$	SNL/NM \$	SNL/CA \$	NM\$
BURSTEIN, ERIC	6,000	6,000	0	6,000
BURTON GROUP, INC.	29,750	29,750	0	0
BURTON, THOMAS D.	6,000	6,000	0	0
BUSCH SYSTEMS INTERNATIONAL	11,700	11,700	0	0
BUSCH, INC.	1,471	1,471	0	0
BUSINESS ENVIRONMENTS	3,411,992	3,411,992	0	3,411,992
BUSINESS OBJECTS, INC.	193,101	193,101	0	0
BUSTAMANTE, ALBINO C.	55,824	55,824	0	55,824
BUSTEC, INC.	29,555	29,555	0	0
BUTTONWOOD CONSULTING, INC.	77,000	77,000	0	0
C D PRODUCTIONS	50,000	50,000	0	50,000
C TECH DEVELOPMENT CORP.	41,500	41,500	0	0
C&H DISTRIBUTORS, INC.	1,314	1,314	0	0
C&H ENTERPRISES, INC.	7,255	0	7,255	0
C&H TECHNOLOGIES, INC.	103,576	103,576	0	0
CA DEPARTMENT OF HEALTH SERVICES	50,000	0	50,000	0
CABOT MICROELECTRONICS CORP.	55,110	55,110	0	0
CAC, INC.	798,104	798,104	0	798,104
CAD DESIGN SOFTWARE	43,222	43,222	0	0
CAD/CAM SYSTEMS, LLC	31,275	31,275	0	0
CADENCE DESIGN SYSTEMS, INC.	373,271	341,052	32,219	0
CADTRAIN, INC.	10,500	10,500	0	0
CADWARE SOUTHWEST, INC.	14,186	14,186	0	0
CAF SOFTWARE	20,000	20,000	0	20,000
CAHILL, PAUL	7,500	7,500	0	0
CALIFORNIA FINE WIRE CO.	91,575	91,290	285	0
CALIFORNIA INSTITUTE OF TECHNOLOGY	224,960	224,960	0	0
CALIFORNIA VACUUM SYSTEMS	2,220	0	2,220	0
CALLABRESI, MEL	15,000	0	15,000	0
CALLISTER, T. BRIAN	30,000	30,000	0	0
CALPROTECTION	2,835	0	2,835	0
CALVERT, PAUL D.	20,000	20,000	0	0
CALX, INC.	1,635	1,635	0	0
CAMBRIDGE LASER LABS	15,900	15,900	0	0
CAMBRIDGE TECHNOLOGY	5,740	0	5,740	0
CAMECA INSTRUMENTS, INC.	30,784	30,784	0	0
CAMERA & DARKROOM	10,665	10,665	0	10,665
CAMERON, KIM	15,000	15,000	0	0
CAMPBELL SCIENTIFIC, INC.	11,579	11,579	0	0
CANADIAN INSTRUMENTS & RESEARCH, LTD.	1,200	0	1,200	0
CANBERRA INDUSTRIES, INC.	253,495	253,495	0	0
CANON USA, INC.	113,255	109,068	4,187	0
CAREY, THOMAS R.	5,000	5,000	0	5,000
CARLSBAD DEPT. OF DEVELOPMENT	146,691	146,691	0	146,691
CARLSON HEATING & AIR CONDITIONING, INC.	10,000	10,000	0	10,000
CARNEGIE MELLON UNIVERSITY	660,924	452,850	208,074	0
CARPENTER ADVANCED CERAMICS	52,284	52,284	0	0
CARPENTER POWDER PRODUCTS, INC.	9,850	0	9,850	0
CARPENTER TECHNOLOGY CORP.	339,352	339,352	0	0
CARRIER BUILDING SERVICES OF NM	63,063	63,063	0	63,063
CARRIER CORP.	12,500	12,500	0	12,500
CARTER & BURGESS, INC.	6,515,237	6,515,237	0	0
CARTRIDGE ACTUATED DEVICES, INC.	12,671	12,671	0	0
CARVER, INC.	30,800	23,950	6,850	0
CASA CHEVROLET	37,077	37,077	0	37,077
CASCADE MICROTECH, INC.	123,095	123,095	0	0

Supplier Name	Total \$	SNL/NM \$	SNL/CA \$	NM\$
CASE WESTERN RESERVE UNIVERSITY	14,638	14,638	0	0
CASHMAN EQUIPMENT CO.	60,347	60,347	0	0
CASON ENGINEERING	22,595	22,595	0	0
CASTILLO, STEVEN P.	6,000	6,000	0	6,000
CATALINA SCIENTIFIC CORP.	32,300	32,300	0	0
CATALYST ENTERPRISE, INC.	9,800	9,800	0	0
CATERPILLAR, INC.	163,468	163,468	0	0
CAUDELL, RICHARD B.	3,600	3,600	0	3,600
CCD DIRECT	8,921	8,921	0	0
CCMI	2,345	2,345	0	0
CDC SOLUTIONS, INC.	39,375	39,375	0	0
CDI CORP.	209,625	209,625	0	0
CDWG	96,441	33,477	62,964	0
CELINA, MATHIAS C.	68,500	68,500	0	0
CELOXICA, INC.	28,580	28,580	0	0
CEM CORP.	25,500	25,500	0	0
CENTER FOR CREATIVE LEADERSHIP	84,600	84,600	0	0
CENTER FOR ENVIRONMENT & DEVELOPMENT	11,000	11,000	0	0
CENTERLINE CONSULTING	112,464	112,464	0	0
CENTORR VACUUM INDUSTRIES, INC.	13,580	13,580	0	0
CENTRAL WHOLESALE ELECTRICAL DISTRIBUTORS, INC.	3,200	0	3,200	0
CENTRO DE INVESTIGACION EN ENERGIA	93,085	93,085	0	0
CENTURY DYNAMICS, INC.	220,155	220,155	0	0
CEO ANALYTIX	30,000	30,000	0	0
CERAC, INC.	37,340	37,340	0	0
CERAMASEAL	35,645	35,645	0	0
CERAMIC MAGNETICS, INC.	17,990	17,990	0	0
CERAMTEC NORTH AMERICA	622,288	622,288	0	0
CEREX ENVIRONMENTAL SERVICES, INC.	1,949	0	1,949	0
CERTIFIED MEASUREMENTS, INC.	10,000	10,000	0	0
CESSAC, GERALD L.	50,000	50,000	0	50,000
CFD RESEARCH CORP.	125,100	125,100	0	0
CH2M HILL	53,087	53,087	0	0
CHABAI, ALBERT J.	55,000	55,000	0	55,000
CHAFFEE, JOHN	12,000	12,000	0	0
CHAMBERLIN, JAY L.	36,000	36,000	0	36,000
CHAMP CO., THE	210,755	101,050	109,705	0
CHANIN, DAVID	55,000	55,000	0	55,000
CHANNEL INDUSTRIES	5,925	5,925	0	0
CHARDANS BOILER SERVICE	62,246	62,246	0	62,246
CHARLES & ASSOCIATES	9,375	9,375	0	0
CHARLES, EVERETT TECHNOLOGIES	44,900	44,900	0	0
CHASE SCIENTIFIC CO.	26,440	26,440	0	0
CHAVEZ-GRIEVES CONSULTING ENGINEERS, INC.	161,481	161,481	0	161,481
CHEMCENTRAL	3,431	3,431	0	0
CHEMCHEK INSTRUMENTS, INC.	7,980	7,980	0	0
CHEMDATA RESEARCH	16,170	0	16,170	0
CHEMGUARD, INC.	24,570	24,570	0	0
CHEMICAL ABSTRACTS SERVICE	95,882	95,882	0	0
CHEMO DYNAMICS, LP	2,000	2,000	0	0
CHENOWETH RACING PRODUCTS, INC.	179,020	179,020	0	0
CHESBROUGH, HENRY	25,000	0	25,000	0
CHILDERS, C. WILLIAM	70,000	70,000	0	0
CHOCOLATE DONUT LABORATORY	87,783	87,783	0	87,783
CHOI, MUN YOUNG	2,250	2,250	0	0

Supplier Name	Total \$	SNL/NM \$	SNL/CA \$	NM\$
CHOICES FOR FAMILIES	40,000	40,000	0	40,000
CHRISTIANSEN, JANNETTE M.	1,442	0	1,442	0
CHRISTOPHER TOOL & MANUFACTURING CO.	23,630	0	23,630	0
CHRISTOPHER, THOMAS W.	117,206	117,206	0	0
CHROMA TECHNOLOGY CORP.	1,300	1,300	0	0
CHURCH, HUGH W.	17,382	17,382	0	17,382
CIGNA LOVELACE HEALTHCARE	2,025,168	2,025,168	0	2,025,168
CII TECHNOLOGIES	12,186	12,186	0	0
CIMARRON COMPUTER ENGINEERING, INC.	23,180	23,180	0	23,180
CINCINNATI SUB-ZERO PRODUCTS, INC.	33,270	33,270	0	0
CINTAS CORP.	7,650	0	7,650	0
CIRCLE SEAL CONTROLS	31,363	31,363	0	0
CIRCUIT EXPRESS, INC.	3,095	3,095	0	0
CIRCUIT IMAGE SYSTEMS	10,583	0	10,583	0
CIRCUIT SEMANTICS, INC.	99,750	99,750	0	0
CIRCUIT SHOP, INC., THE	12,848	12,848	0	12,848
CIRCUITS PROCESSING TECHNOLOGY	24,845	24,845	0	0
CIRTECH, INC.	8,195	8,195	0	0
CIRVIBE, INC.	14,600	14,600	0	0
CIT TECHNOLOGIES CORP.	1,038,562	1,038,562	0	0
CITY OF ALBUQUERQUE	154,543	154,543	0	154,543
CITY OF LUBBOCK HEALTH DEPT.	1,000	1,000	0	0
CITY OF SAN DIEGO CBAG	42,537	42,537	0	0
CITY TOOL & DIE MANUFACTURING	17,622	0	17,622	0
CK TECHNOLOGIES	20,000	20,000	0	0
CLANCY MACHINE TOOL, INC	248,050	0	248,050	0
CLARIANT CORP.	2,154	850	1,304	0
CLARK SECURITY PRODUCTS	4,167	0	4,167	0
CLARK, KATHERINE S.	32,370	32,370	0	32,370
CLASSIC TRAVEL, INC.	36,000	36,000	0	36,000
CLEAN AIR PRODUCTS	28,200	28,200	0	0
CLEAN ROOMS WEST, INC.	6,080	6,080	0	0
CLEANSCAPE SOFTWARE INTERNATIONAL	3,960	3,960	0	0
CLEARWATER WAYS	85,000	85,000	0	0
C-LEC PLASTICS, INC.	81,615	81,615	0	0
CLEMONS, STEVEN C.	2,500	2,500	0	0
CLEVELAND CRYSTALS, INC.	8,846	8,846	0	0
CLIFTON LABS, INC.	125,011	125,011	0	0
CLS TECHNICAL SERVICES	48,278	48,278	0	48,278
CLUSTER FILE SYSTEMS, INC.	40,000	40,000	0	0
CM FURNACES	18,490	18,490	0	0
C-MAC	2,127	2,127	0	0
CNC MACHINING	111,911	111,911	0	111,911
COASTAL CLARITY MULTIMEDIA	7,373	7,373	0	0
COATS, RICHARD L.	120,000	120,000	0	120,000
COBERMUEGGE, LLC	26,470	26,470	0	0
CODONICS, INC.	99,089	99,089	0	0
COGNITION CORP.	2,500	2,500	0	0
COHEN, ALLAN	6,815	6,815	0	0
COHERENT, INC.	200,395	200,395	0	0
COHU, INC.	6,872	6,872	0	0
COLEMAN, HUGH W.	15,000	15,000	0	0
COLEMAN, JAMES R.	49,100	49,100	0	0
COLFAX INTERNATIONAL	17,094	12,310	4,784	0
COLLEGE OF SANTA FE	1,180,464	1,180,464	0	1,180,464
COLLINS & AIKMAN FLOOR COVERINGS	26,943	0	26,943	0

Supplier Name	Total \$	SNL/NM \$	SNL/CA \$	NM\$
COLORADO SCHOOL OF MINES	152,106	152,106	0	0
COLORADO STATE UNIVERSITY	51,795	15,284	36,511	0
COLUMBIA RESEARCH LABS, INC.	232,132	232,132	0	0
COMARK BUILDING SYSTEMS, INC.	1,390,487	1,390,487	0	0
COMAS, AGATA	7,076	7,076	0	276
COMET SOLUTIONS, INC.	344,241	344,241	0	344,241
COMFORCE TECHNICAL SERVICES, INC.	1,556,786	1,436,456	120,330	1,436,456
COMMERCE GRINDING CO., INC.	5,200	5,200	0	0
COMMERCIAL DATA SYSTEMS	3,550,157	3,550,157	0	3,550,157
COMMERCIAL EQUIPMENT FINANCE	80,223	80,223	0	80,223
COMMERCIAL LIGHTING CORP.	98,980	98,980	0	0
COMMERCIAL WAREHOUSE	48,958	48,958	0	48,958
COMMONWEALTH SCIENTIFIC & INDUSTRIAL ORG.	55,822	740	55,082	0
COMMOPTICS	57,820	52,600	5,220	0
COMMUNICATION COUNSEL OF AMERICA, INC., THE	73,280	73,280	0	0
COMMUNICATION TECHNIQUES, INC.	80,200	80,200	0	0
COMMUNICATIONS SUPPLY CORP	109,783	109,783	0	109,783
COMMUNITY OUTREACH PROGRAM FOR THE DEAF	6,000	6,000	0	6,000
COMPA INDUSTRIES, INC.	4,280,139	4,280,139	0	4,280,139
COMPAQ COMPUTER CORP.	433,561	433,561	0	372,220
COMPAQ FEDERAL, LLC	8,504,367	8,114,842	389,525	7,689,923
COMPEC INTERNATIONAL, INC.	5,250	5,250	0	0
COMPLETE OFFICE SYSTEMS	3,739	3,739	0	3,739
COMPOSITE OPTICS, INC.	553,407	553,407	0	0
COMPOSITE TOOLING CORP.	10,298	10,298	0	10,298
COMPTON PAINTING & PAPERHANGING	3,650	3,650	0	3,650
COMPUNETIX, INC.	495,376	495,376	0	0
COMPUPLUS, INC.	47,348	0	47,348	0
COMPUSA, INC.	35,182	31,982	3,200	31,982
COMPUTATIONAL ENGINEERING INTERNATIONAL, INC. (CEI)	90,200	24,000	66,200	0
COMPUTATIONAL GEOMETRY CONSULTING	236,011	236,011	0	236,011
COMPUTATIONAL MECHANICS	23,600	23,600	0	0
COMPUTER ASSOCIATES INTERNATIONAL, INC.	750,269	750,269	0	0
COMPUTER CORNER	29,456	29,456	0	29,456
COMPUTER NETWORK TECHNOLOGY	36,500	36,500	0	0
COMPUTER SCIENCES CORP.	70,000	70,000	0	0
COMPUTER TRAINING SOURCE	5,000	0	5,000	0
COMPUTER WORD PROCESSING SYSTEMS, INC.	11,968	0	11,968	0
COMPUTERIZED ENGINEERING & FAILURE PREVENTION, INC.	20,000	20,000	0	0
COMSOL, INC.	14,375	14,375	0	0
COMTEC	5,000	5,000	0	0
COMTECH MOBIL DATACOMM CORP.	46,651	46,651	0	0
COMTECH PST	9,200	9,200	0	0
CON+DEV CONSULTING UND DEVELOPMENT GMBH	5,529	5,529	0	0
CONAX BUFFALO CORP.	26,236	2,400	23,836	0
CONAX FLORIDA CORP.	225,658	225,658	0	0
CONCENTRA MEDICAL CENTERS	350,000	350,000	0	350,000
CONCORD COMMUNICATIONS, INC.	4,845	4,845	0	0
CONCRETE PRODUCT CO OF NORTHERN CALIFORNIA, LLC	9,676	0	9,676	0
CONDENSOR PRODUCTS	1,000	1,000	0	0
CONDIT, NANCY	24,900	24,900	0	24,900
CONDOR ENGINEERING	7,760	7,760	0	0
CONDOR SYSTEMS	31,242	31,242	0	0

Supplier Name	Total \$	SNL/NM \$	SNL/CA \$	NM\$
CONDEX, INC.	1,260	1,260	0	0
CONEX SYSTEMS, INC.	3,100	0	3,100	0
CONGRESSIONAL QUARTERLY, INC.	42,373	42,373	0	0
CONNECTICUT COINING, INC.	199,322	199,322	0	0
CONSOLIDATED CM	390,000	0	390,000	0
CONSOLIDATED CRYOGENICS	5,000	0	5,000	0
CONSOLIDATED ELECTRICAL DISTRIBUTORS, INC.	144,808	144,808	0	144,808
CONSOLIDATED SERVICE SYSTEMS	91,223	91,223	0	91,223
CONSPEC CONTROLS, INC.	3,510	3,510	0	0
CONSTRUCTIVE CHOICES	80,000	40,000	40,000	80,000
CONSULTING AND FUNDING RESOURCES, LLC	32,000	32,000	0	32,000
CONTACT EAST, INC.	2,710	2,710	0	0
CONTAINER TECHNOLOGIES INDUSTRIES, LLC	92,605	92,605	0	0
CONTINENTAL LAB PRODUCTS	5,495	5,495	0	0
CONTINENTAL MACHINING CO., INC.	486,160	486,160	0	486,160
CONTINENTAL MICROWAVE & TOOL CO., INC.	2,225	2,225	0	0
CONTINUUM	292,661	178,591	114,070	0
CONTRACT ASSOCIATES, INC.	6,265	6,265	0	6,265
CONTRACT OFFICE GROUP	13,339	0	13,339	0
CONTROL SYSTEMS SPECIALISTS	20,000	0	20,000	0
CONTROLOTRON CORP.	1,000	1,000	0	0
CONTROLS WEST, INC.	1,620	1,620	0	0
CONVERA TECHNOLOGIES, INC.	15,000	15,000	0	0
COOL PAIR PLUS	13,724	13,724	0	0
COOLEY, GLEN	230,001	230,001	0	0
COOPER, PAUL W.	212,000	212,000	0	212,000
COORDINATE MEASUREMENT SPECIALISTS, INC.	43,000	43,000	0	0
COORSTEK	63,595	63,595	0	0
COPPER CONNECTION, INC., THE	7,700	7,700	0	0
CORBETT, WAYNE T.	1,000	1,000	0	1,000
CORDAX, INC.	67,559	67,559	0	0
CORDELL MANUFACTURING, INC.	10,000	0	10,000	0
CORNELL UNIVERSITY	404,000	404,000	0	0
CORNERSTONE CONSULTING ASSOCIATES, LLC	1,600	1,600	0	0
CORNING, INC.	2,350	2,350	0	0
CORONADO CLUB	679,818	679,818	0	679,818
CORONADO MACHINE, INC.	146,731	146,731	0	146,731
CORONADO WRECKING & SALVAGE CO.	909,655	909,655	0	909,655
CORPORATE SCENES, INC.	395,398	221,898	173,500	0
CORRELATED SOLUTIONS, INC.	10,000	0	10,000	0
COSMO PLASTICS CO.	23,782	23,782	0	0
COSMODYNE MANUFACTURING, INC.	79,857	79,857	0	79,857
COVELLO, VINCENT T.	30,000	30,000	0	0
COVENTOR, INC.	73,050	73,050	0	0
COVEY, FRANKLIN CO.	43,000	43,000	0	0
COY LABORATORY PRODUCTS, INC.	30,970	16,700	14,270	0
CPD ENGINEERING, INC.	12,840	12,840	0	0
CPN ELECTRONICS, INC.	37,279	37,279	0	0
CRANDUN TECHNOLOGIES, INC.	1,495	1,495	0	0
CRANE SERVICE, INC.	26,526	26,526	0	26,526
CRANER, RICHARD B.	40,000	40,000	0	40,000
CRAWFORD, JOHN C.	31,600	31,600	0	31,600
CRAY, INC.	89,500,000	89,500,000	0	0
CREARE, INC.	11,000	11,000	0	0
CREATIVE AWARD CONCEPTS, INC.	14,813	14,813	0	14,813
CREATIVE CONSULTANTS	33,758	33,758	0	33,758

Supplier Name	Total \$	SNL/NM \$	SNL/CA \$	NM\$
CREE, INC.	64,450	64,450	0	0
CROFTON, JOHN	33,000	33,000	0	0
CROSS CONNECTION CONTROL, INC.	516,871	516,871	0	516,871
CROSS, EILENE S.	81,000	0	81,000	0
CROZIER- NELSON SALES	1,035	1,035	0	0
CRUZ, L. P. CO.	40,000	0	40,000	0
CRYOFAB, INC.	11,826	11,826	0	0
CRYSTACOMM, INC.	14,900	14,900	0	0
CRYSTAL IS, INC.	12,000	12,000	0	0
CRYSTAL SPRINGS BOTTLED WATER, INC.	181,818	181,818	0	181,818
CRYSTAL SYSTEMS, INC.	57,275	57,275	0	0
CRYSTALASER, LC	75,074	25,500	49,574	0
CSA ENGINEERING, INC.	20,025	20,025	0	20,025
CSC COMMUNICATIONS	13,838	13,838	0	0
CSG SERVICES, INC.	20,000	20,000	0	0
CSI CAPACITORS	42,200	42,200	0	0
CST OF AMERICA, INC.	14,156	14,156	0	0
CTA, INC.	195,640	195,640	0	0
CTI CRYOGENICS	4,942	4,942	0	0
CUBIC DESIGNS, INC.	18,450	18,450	0	0
CULLIMORE & RING TECHNOLOGIES	8,095	8,095	0	0
CUMMINGS, JOHN W., INC.	110,000	0	110,000	0
CUPERTINO ELECTRIC, INC.	92,979	0	92,979	0
CURIALE-DELLAVERSON-HIRSCHFELD-KELLY	24,000	24,000	0	0
CURTICE, W. R. CONSULTING	6,000	6,000	0	0
CURTIS, L. N. & SONS	9,521	9,521	0	0
CUSTOM ELECTRONICS, INC.	181,616	181,616	0	0
CUSTOM FABRICATORS, INC.	22,560	22,560	0	22,560
CUSTOM SILICON SOLUTIONS, INC.	37,800	37,800	0	0
CUTTING EDGE OPTRONICS, INC.	13,550	13,550	0	0
CVI LASER CORP.	108,650	106,190	2,460	108,650
CYBER RESEARCH, INC.	23,497	23,497	0	0
CYBEREX	3,525	3,525	0	0
CYBERMATION SYSTEMS, INC.	33,176	33,176	0	0
CYBERNETICS, INC.	35,576	35,576	0	35,576
CYMER, INC.	295,867	295,867	0	0
D & JP, INC.	20,022	20,022	0	20,022
D & L THOMAS EQUIPMENT CORP.	4,084	4,084	0	0
D&B INDUSTRIAL GROUP/ROWE INDUSTRIES	9,050	9,050	0	0
D&H INFORMATION SERVICE, INC.	5,000	5,000	0	5,000
D&R TANK CO., INC.	30,350	30,350	0	30,350
DAGE PRECISION IND.	56,117	56,117	0	0
DAGGETT, CHUCK MOTORS	337,245	337,245	0	337,245
DALLOZ FALL PROTECTION	15,000	15,000	0	0
DALSA WATERLOO	7,528	7,528	0	0
DALY, THOMAS A.	5,000	5,000	0	5,000
DANIEL, SHARON L.	22,000	22,000	0	22,000
DANIELSON VACUUM PRODUCTS	1,500	0	1,500	0
DANLIN PRODUCTS, INC.	95,367	95,367	0	95,367
DANOKA INTERNATIONAL	1,785	1,785	0	0
DANTEC MEASUREMENT TECHNOLOGY, INC.	10,949	10,949	0	0
DANTZIG, JONATHAN A.	20,000	20,000	0	0
DAS SARMA, SANKAR	18,000	18,000	0	0
DASSE DESIGN, INC.	30,000	0	30,000	0
DATA 911	65,847	65,847	0	0
DATA DEVICE CORP.	180,914	180,914	0	180,914

Supplier Name	Total \$	SNL/NM \$	SNL/CA \$	NM\$
DATA HANDLING CO., INC.	2,499	2,499	0	2,499
DATA I O CORP.	1,380	1,380	0	0
DATA PROOF	8,860	8,860	0	0
DATA SECURITY, INC.	35,000	0	35,000	0
DATA SURETY CORP.	335,000	335,000	0	335,000
DATA2	8,123	8,123	0	0
DATADIRECT NETWORKS, INC.	906,372	700,122	206,250	881,541
DATA-LINE OFFICE SYSTEMS	1,514	1,514	0	1,514
DATARAM CORPORATION	27,368	0	27,368	0
DATATRONICS, INC.	67,214	67,214	0	0
DATRAN CORP.	2,000	2,000	0	0
DAVIDSON OPTRONICS, INC.	17,395	17,395	0	0
DAVIS, RICHARD F., PHD	17,500	17,500	0	17,500
DAVIS, RUTH M.	5,000	5,000	0	0
DAVIS, TIMOTHY A.	1,250	1,250	0	0
DAW TECHNOLOGIES, INC.	61,672	61,672	0	0
DAWSON, DOUGLAS C.	8,000	8,000	0	0
DAWSON, ELLIS, JR.	20,000	20,000	0	20,000
DAWSON, PAUL R.	12,000	0	12,000	0
DAY & ZIMMERMANN, INC.	242,860	242,860	0	0
DB CONTROL	272,050	272,050	0	0
DBS MICROWAVE, INC.	5,000	5,000	0	0
DCM CORP.	86,840	86,840	0	86,840
DDI	100,000	100,000	0	0
DE LA PORTE & ASSOCIATES, INC.	443,942	425,666	18,276	443,942
DEARBORN, INC.	3,202	3,202	0	0
DEC	3,915	1,726	2,189	0
DECISION RESOURCES, INC.	20,000	20,000	0	20,000
DECISION SCIENCES CORP.	30,866	30,866	0	0
DECOTECH SYSTEMS, INC.	209,185	0	209,185	0
DEEP HOLE SPECIALISTS	9,159	9,159	0	0
DEFENCE SCIENCE & TECHNOLOGY LABORATORIES	75,000	0	75,000	0
DEFENSE SUPPLY CENTER OF PENNSYLVANIA	2,250	0	2,250	0
DEFENSE TECHNOLOGY FEDERAL LABORATORIES	12,184	12,184	0	0
DEGRAFF, JEFFREY T.	10,000	10,000	0	0
DEGROOT, JOHN S.	60,000	60,000	0	0
DEKKER-PERICH-SABATINI, LTD.	1,602,711	1,262,013	340,698	1,602,711
DEL RIO ENTERPRISES, INC.	588,180	588,180	0	588,180
DELFT UNIVERSITY OF TECHNOLOGY	54,367	54,367	0	0
DELL COMPUTER CORP.	979,421	899,491	79,930	0
DELL MARKETING LP-FEDERAL SALES	305,921	9,312	296,609	0
DELTA DENTAL PLAN OF NEW MEXICO, INC.	360,000	360,000	0	360,000
DELTA DESIGN, INC.	1,325	1,325	0	0
DELTA INFORMATION SYSTEMS, INC.	49,390	27,700	21,690	0
DELTA UNIFORM & LINEN	157,082	157,082	0	157,082
DELTA WIRELESS, INC.	1,590	0	1,590	0
DENALI CONSULTING	80,200	80,200	0	0
DENISH, HERBERT M. & ASSOCIATES, INC.	9,000	9,000	0	9,000
DENORA NORTH AMERICA, INC.	2,984	2,984	0	0
DENSAND, INC.	20,040	20,040	0	20,040
DENTON VACUUM, INC.	10,260	0	10,260	0
DENTON, MICHAEL M.	125,000	125,000	0	0
DEPENDABLE GAGE & TOOL CO.	7,220	7,220	0	0
DERR ENTERPRISES	150,000	150,000	0	150,000
DES CHAMPS LABORATORIES, INC.	119,601	0	119,601	0
DESERT SKY SOFTWARE, INC.	506,345	506,345	0	0

Supplier Name	Total \$	SNL/NM \$	SNL/CA \$	NM\$
DESGROUX, PASCALE	13,800	0	13,800	0
DESIGN WORKSHOP	20,775	20,775	0	0
DESIGNED POWER ASSOCIATES, LLC	151,855	151,855	0	151,855
DESKTOP SOLUTIONS, INC.	3,000	3,000	0	3,000
DEDNA LABORATORIES, INC.	2,190	2,190	0	0
DETORONICS CORP.	154,092	154,092	0	0
DEVELOPMENT ALTERNATIVES	11,531	11,531	0	0
DEVORE AVIATION CORP. OF AMERICA	1,500	1,500	0	1,500
DEXTER CORP., THE	2,466	2,466	0	0
DFM ENGINEERING, INC.	104,000	104,000	0	0
DHL CONSULTING	324,672	324,672	0	324,672
DIAGNOSTIC IMAGING, INC.	6,000	6,000	0	6,000
DIAL TOOL INDUSTRIES, INC.	8,455	8,455	0	0
DIALOG CORP., THE	75,000	75,000	0	0
DIALOGIC COMMUNICATIONS CORP.	1,392	0	1,392	0
DIAMOND ANTENNA & MICROWAVE CORP.	1,395	1,395	0	0
DIAMOND PRESS, INC.	48,000	48,000	0	48,000
DICTAPHONE CORP.	13,519	13,519	0	0
DIEDE CONSTRUCTION, INC.	3,966,779	0	3,966,779	0
DIGITAL COMPUTER INTEGRATION CORP.	6,350	6,350	0	0
DIGITAL INSTRUMENTS, INC.	4,650	4,650	0	0
DIGITAL MATRIX CORP.	189,450	0	189,450	0
DIGITAL PROJECTION, INC	2,077,155	2,077,155	0	0
DIGITAL WEST IMAGING	37,619	37,619	0	0
DIGITool, INC.	1,010	1,010	0	0
DIGREGORIO, CARMEN L.	5,400	5,400	0	5,400
DIMENSIONAL CONTROL CORP	1,570	0	1,570	0
DIONEX CORP.	28,720	28,720	0	0
DIONICS, INC.	5,015	5,015	0	0
DIRECT SOURCE SURPLUS, LLC	50,300	50,300	0	0
DIRECTED ENERGY, INC.	1,595	1,595	0	0
DIRECTED TECHNOLOGIES, INC.	11,000	0	11,000	0
DISCUS DATA SOLUTIONS, INC.	4,199	4,199	0	0
DISSLY, CHARLES WILLIAM	50,000	0	50,000	0
DISTI-KLEEN, INC.	22,225	22,225	0	0
DISTRIBUTED UTILITY ASSOCIATES	125,915	125,915	0	0
DIVERSIFIED CAPITAL CREDIT CORP.	138,500	138,500	0	0
DIVERSIFIED INSPECTIONS, INC.	136,570	136,570	0	136,570
DIVERSIFIED TECHNOLOGIES, INC.	40,000	40,000	0	0
DIVERSIFIED TOOLING CORP.	4,252	4,252	0	4,252
DIVINE/FAXON LIBRARY SERVICES	349,134	349,134	0	0
DIXON ODOM PLLC - INTELLECTUAL PROPERTY VALUATION	12,000	12,000	0	0
DJOPAR INDUSTRIES	14,169	14,169	0	14,169
DJURAEV, AKRAM	4,500	4,500	0	0
DLT SOLUTIONS, INC.	50,134	50,134	0	0
DMG NORTH, INC.	67,420	0	67,420	0
DMJMH+N, INC.	4,426,831	4,426,831	0	4,426,831
DOCKERTY, ROBERT C.	75,000	75,000	0	0
DOCUMENT SOLUTIONS, INC.	265,697	265,697	0	265,697
DODGEN INDUSTRIES	34,519	34,519	0	0
DOLCH COMPUTER SYSTEMS	24,327	24,327	0	0
DONALDSON INDUSTRIAL GROUP	26,775	26,775	0	0
DONAWORTH, JACK M.	16,000	16,000	0	16,000
DOT HILL SYSTEMS CORPORATION	6,255	6,255	0	0
DOTY, BILL PHOTO IMAGING	90,000	90,000	0	90,000

Supplier Name	Total \$	SNL/NM \$	SNL/CA \$	NM\$
DOUBLETREE HOTEL ALBUQUEQRUE	28,320	28,320	0	28,320
DOUGLAS, CRAIG C.	12,100	12,100	0	0
DOVE BID, INC.	12,752	12,752	0	0
DOW DIVERSIFIED, INC.	32,834	0	32,834	0
DOW JONES NEWS RETRIEVAL	3,000	3,000	0	0
DOWBIGGIN, LTD.	2,974	2,974	0	2,974
DOW-KEY MICROWAVE, INC.	160,955	160,955	0	0
DP ELECTRONICS	57,059	57,059	0	0
DPAC TECHNOLOGIES, INC.	9,171	0	9,171	0
DPI SOUTHWEST DISTRIBUTING	352,816	352,816	0	352,816
DRANETZ TECHNOLOGIES, INC.	3,531	3,531	0	0
DREXEL UNIVERSITY	49,571	49,571	0	0
DROPLET MEASUREMENT TECHNOLOGIES	97,500	0	97,500	0
DRS HADLAND, INC.	14,905	14,905	0	0
DRS TECHNOLOGIES, INC.	748,664	748,664	0	0
DRUMMOND, GARRETT B.	10,000	0	10,000	0
DSM DESOTECH, INC.	7,500	7,500	0	0
DUGGINS, BENJAMIN D.	35,000	35,000	0	35,000
DUGMORE & DUNCAN OF CALIFORNIA, INC.	10,106	10,106	0	0
DUKE ENGINEERING & SERVICES	96,941	96,941	0	0
DUKE UNIVERSITY	185,000	185,000	0	0
DUMMIES UNLIMITED, INC.	2,499	0	2,499	0
DUN & BRADSTREET, INC.	28,500	28,500	0	0
DUNORD TECHNOLOGIES, INC.	1,495	1,495	0	0
DUPONT CO.	5,712	5,712	0	0
DUPONT ELECTRONICS	45,543	45,543	0	0
DURATEK FEDERAL SERVICES, INC.	3,217	3,217	0	0
DURRANI, MAJOR GENERAL MAHMUD ALI	2,500	2,500	0	0
DYCODA, LLC	70,000	70,000	0	70,000
DYER, T. MICHAL	24,000	0	24,000	0
DYNAMIC INFORMATION SOLUTIONS, INC.	7,000	7,000	0	7,000
DYNAMIC MACHINE WORKS, INC.	10,000	10,000	0	0
DYNAMIC SOLUTIONS	10,000	10,000	0	10,000
DYNAMIC SYSTEMS, INC.	19,600	19,600	0	0
DYNAMIC WAVE TELECOM, INC.	16,430	16,430	0	0
DYNASEN, INC.	38,732	38,732	0	0
DYNATEM, INC.	77,635	77,635	0	0
DYNATEX INTERNATIONAL	31,377	31,377	0	0
DZ LASER SERVICE, INC.	2,500	2,500	0	0
E & J PHOTO LAB	7,200	0	7,200	0
E D C O	3,119	3,119	0	0
E SOURCE	7,513	7,513	0	0
E&M INTERNATIONAL	27,215	27,215	0	27,215
EAGLE ALLIANCE, INC.	4,019	4,019	0	0
EAGLE CIRCUIT, INC.	5,105	5,105	0	0
EAGLE SUMMIT TECHNOLOGY ASSOCIATES, INC.	14,694	0	14,694	14,694
EAGLE-PICHER ENERGY PRODUCTS	3,099	3,099	0	0
EAGLE-PICHER TECHNOLOGIES, LLC	764,477	764,477	0	0
EAGLEWARE CORP.	16,472	16,472	0	0
EARDLEY, DOUGLAS M.	8,000	8,000	0	0
EARL & BROWN DISTRIBUTING	1,108	1,108	0	0
EARTH MECHANICS, INC.	38,560	38,560	0	0
EARTHSTAR, LLC	60,000	60,000	0	60,000
EAST BAY BLUEPRINT & SUPPLY CO.	4,000	0	4,000	0
EAST MOUNTAIN OPTOMECHANICAL	15,390	15,390	0	15,390
EASTER, MARILYN	6,000	0	6,000	0

Supplier Name	Total \$	SNL/NM \$	SNL/CA \$	NMS
EASTERLING, ROBERT G.	16,000	16,000	0	16,000
EASTMAN KODAK CO.	40,595	37,949	2,646	0
EBARA TECHNOLOGIES, INC.	5,500	5,500	0	0
EBERHARD SOUTHWEST ROOFING	90,772	90,772	0	0
EBERT & ASSOCIATES, INC.	162,000	162,000	0	162,000
ECKELMEYER, KENNETH H.	10,773	10,773	0	10,773
ECKERD HEALTH SERVICES	5,000	5,000	0	0
ECONOMIC DEVELOPMENT ALLIANCE FOR BUSINESS	2,500	0	2,500	0
E-COST.COM	4,730	0	4,730	0
ECOTURISMO Y NT	79,240	79,240	0	0
ECS ENTERPRISES, INC.	13,500	0	13,500	0
ECTRON, INC.	177,251	177,251	0	0
EDAX, INC.	78,440	78,440	0	0
EDC SYSTEMS	79,572	0	79,572	0
EDINBURGH INSTRUMENTS, LTD.	2,798	0	2,798	0
EDM NETWORK, INC.	29,500	29,500	0	0
EDMUND OPTICS, INC.	32,537	32,537	0	0
EDMUNDS, THOMAS A.	3,515	3,515	0	0
EDMUNDS, TOM	3,000	3,000	0	0
EDO RECONNAISSANCE & SURVEILLANCE SYSTEMS	21,868	21,868	0	0
EDP SYSTEM SERVICES, INC.	6,085	6,085	0	1,475
EDWARDS, L. ROGER	4,389	4,389	0	4,389
EG&G MANAGEMENT SYSTEMS, INC.	71,071	71,071	0	71,071
EIDETICS CORP.	29,183	29,183	0	0
EIDSON-BROWN MINNEAPOLIS TANK CO.	16,866	16,866	0	16,866
ELACHI, INC.	13,200	13,200	0	0
ELASTOSEAL, INC.	2,003	2,003	0	0
ELCON, INC.	4,140	4,140	0	0
ELDER, NEIL & ASSOCIATES, INC.	1,464	1,464	0	1,464
ELECTRICAL INSULATION SUPPLIERS	4,611	4,611	0	0
ELECTRO GLASS PRODUCTS	11,925	11,925	0	0
ELECTRO OPTICAL INDUSTRIES, INC.	76,756	76,756	0	0
ELECTRO RENT CORP.	31,862	31,862	0	0
ELECTRO SCIENCE TECHNOLOGIES	15,000	15,000	0	15,000
ELECTROCHEMICAL ENGINEERING CONSULTANTS, INC	180,566	180,566	0	0
ELECTROCHEMICALS, INC.	9,538	0	9,538	0
ELECTROGLAS, INC.	29,204	29,204	0	0
ELECTRON CONSULTING	6,800	6,800	0	0
ELECTRON MICROSCOPY SCIENCES	3,278	3,278	0	0
ELECTRON TUBES, INC.	1,493	1,493	0	0
ELECTRONIC & POWER SYSTEMS SERVICES, INC.	5,500	5,500	0	0
ELECTRONIC CONCEPTS, INC.	9,000	9,000	0	0
ELECTRONIC DATA SYSTEMS CORP.	100,000	100,000	0	0
ELECTRONIC DEVICES CO., INC.	34,225	34,225	0	34,225
ELECTRONIC INSTRUMENT RESEARCH, LTD.	45,580	0	45,580	0
ELECTRONIC PARTS CO., INC.	3,812,672	3,812,672	0	3,812,672
ELECTRONIC PRECISION MATERIALS, INC.	32,350	32,350	0	0
ELECTRONIC SOFTWARE PUBLISHING CORP.	7,500	7,500	0	0
ELECTRONIC TECHNICAL SERVICES, INC.	3,000	3,000	0	3,000
ELECTRONICS SPACE PRODUCTS, INC.	2,661	0	2,661	0
ELECTRORACK PRODUCTS CO.	16,423	16,423	0	0
ELECTROTECH INDUSTRIAL, INC.	24,790	0	24,790	0
ELECTRO-TEST, INC.	51,912	51,912	0	51,912
ELEGANT SOFTWARE PRODUCERS	2,400	2,400	0	0
ELEMENTAL TECHNOLOGIES	627,327	627,327	0	0
ELEUKENOV, DASTAN	4,750	4,750	0	0

Supplier Name	Total \$	SNL/NM \$	SNL/CA \$	NM\$
ELIZONDO-DECANINI, JUAN M.	173,000	173,000	0	173,000
ELJEN TECHNOLOGY	30,036	0	30,036	0
ELLIS, JOHN R.	16,000	16,000	0	0
ELLIS, JOSEPHINE A.	6,641	6,641	0	6,641
ELMITEC ELECTRONENMIKROSKOPIE GMBH	27,360	27,360	0	0
ELNA MAGNETICS, INC.	11,350	11,350	0	0
ELRICK, MILDRED G.	14,400	14,400	0	14,400
ELSEVIER SCIENCE	3,106	0	3,106	0
EMASS, INC.	5,280	0	5,280	0
EMBARCADERO TECHNOLOGIES	107,505	107,505	0	0
EMC CORP.	1,170,147	1,170,147	0	104,375
EMC TEST SYSTEMS	19,190	19,190	0	0
EMCO HIGH VOLTAGE CORP.	1,340	1,340	0	0
EMCORE CORP.	124,400	124,400	0	0
EMERGE SEMICONDUCTOR, INC.	213,070	213,070	0	0
EMERGENCY VEHICLES, INC.	194,934	194,934	0	0
EMERSON & CUMING MICROWAVE PRODUCTS	194,935	194,935	0	0
EMERSON & CUMING, INC.	4,811	4,811	0	0
EMHISER RESEARCH, INC.	14,000	14,000	0	0
EMS ASPECTS, LLC	16,980	16,980	0	16,980
EMS TECHNOLOGIES, INC.	94,100	94,100	0	0
EMULATION TECHNOLOGY, INC.	15,772	15,772	0	0
EMX, INC.	61,090	61,090	0	0
ENDECON ENGINEERING	70,000	70,000	0	0
ENDEVCO CORP.	435,958	226,706	209,252	0
ENERCON SERVICES, INC.	640,924	640,924	0	640,924
ENERGETICS, INC.	277,792	96,970	180,822	0
ENERGY ENVIRONMENT & SECURITY GROUP, LTD.	195,000	195,000	0	0
ENERGY LABS, INC.	155,000	155,000	0	0
ENERSOL ASSOCIATES, INC.	25,000	25,000	0	0
ENGELHARD CORP.	24,500	0	24,500	0
ENGI, DENNIS	24,700	24,700	0	0
ENGINEERING ANALYSES, LLC	60,000	60,000	0	60,000
ENGINEERING CONSTRUCTORS, INC.	3,689,123	3,689,123	0	3,689,123
ENGINEERING MACHINE TOOL MANUFACTURING & WELDING	5,714	5,714	0	5,714
ENGINEERING.COM	1,875	1,875	0	0
ENGLISH, GREG R.	95,000	95,000	0	0
ENLOW, JAMES A.	35,000	35,000	0	0
ENRICH INTERNATIONAL CO.	1,500	1,500	0	1,500
ENSCO, INC.	199,697	(160,303)	360,000	0
ENSER CORP., THE	353,824	353,824	0	0
ENSIGN-BICKFORD AEROSPACE & DEFENSE CO.	2,317,182	2,317,182	0	0
ENTECH INSTRUMENTS, INC.	9,047	9,047	0	0
ENTEGRIS, INC.	32,875	32,875	0	0
ENTEGRITY SOLUTIONS	10,610	10,610	0	0
ENTERPRISE ELECTRICAL SERVICES, INC.	2,089,014	2,089,014	0	2,089,014
ENTERPRISE ROOFING SERVICE, INC.	85,732	0	85,732	0
ENTHONE-OMI, INC.	20,599	18,082	2,517	0
ENTRE COMPUTER CENTER	7,820	7,820	0	7,820
ENTRUST TECHNOLOGIES, INC.	376,879	376,879	0	0
ENTWISTLE CO., THE	105,825	105,825	0	0
ENVAX PRODUCTS, INC.	34,640	34,640	0	0
ENVIRCO CORP.	1,757	1,617	140	1,757
ENVIROISSUES	5,000	5,000	0	0
ENVIRON INTERNATIONAL CORP.	167,500	167,500	0	0

Supplier Name	Total \$	SNL/NM \$	SNL/CA \$	NM\$
ENVIRONMENT & PUBLIC HEALTH ORGANIZATION	11,000	11,000	0	0
ENVIRONMENTAL MANAGEMENT SOLUTIONS	20,000	20,000	0	0
ENVIRONMENTAL SYSTEMS RESEARCH INSTITUTE, INC.	106,121	106,121	0	0
ENVIRONMENTAL TECHNOLOGY & EDUCATION CENTER	10,200	10,200	0	10,200
EOSPACE, INC.	9,800	6,800	3,000	0
EPICHEM, INC.	45,858	45,858	0	0
EPITRONICS	35,000	35,000	0	0
EPIXTECH, INC.	9,290	9,290	0	0
EPRI PEAC CORP.	148,091	148,091	0	0
EPSILON SYSTEM SOLUTION, INC.	50,000	50,000	0	0
EPT, INC.	3,500	3,500	0	0
EQUAL EMPLOYMENT ADVISORY COUNCIL	15,850	15,850	0	0
EQUIPMENT & SUPPLY CENTRAL	1,898	1,898	0	0
EQUIPTO ELECTRONICS CORP.	21,996	21,996	0	0
EQUITY OFFICE PROPERTIES SOUTH STATION	12,000	0	12,000	0
ERDAS, INC.	7,800	7,800	0	0
ERDMANN, ROBERT G.	114,000	114,000	0	0
ERGO SEATING & PRODUCTS	2,970	0	2,970	0
ERGOTRON, INC.	2,532	2,142	390	0
ERI CONSULTING	226,743	226,743	0	226,743
ERICKSON, JON D.	9,150	9,150	0	0
ERICKSON, LINDA J.	27,500	27,500	0	27,500
ERNST & YOUNG, LLP	66,000	66,000	0	0
EROOM TECHNOLOGY, INC.	31,042	31,042	0	0
ERVERN ENTERPRISES	3,580	3,580	0	3,580
ESCORT-CENTER	481,600	481,600	0	0
ESKIMOS, INC.	3,000	3,000	0	0
ETA CIRCUIT BREAKERS	1,401	1,401	0	0
ETALON TECHNOLOGIES	33,350	33,350	0	0
ETEC, INC.	245,180	245,180	0	0
ETHERWAN SYSTEMS, INC.	5,977	5,977	0	0
ETNUS, LLC	191,026	185,476	5,550	0
EU TECHNOLOGIES, INC.	6,500	6,500	0	0
EUROPEAN ANTENNAS, LTD.	5,424	5,424	0	0
EVANS CO.	4,000	4,000	0	0
EVANS EAST	2,625	2,625	0	0
EVANS, THOMAS L.	55,000	55,000	0	0
EVER READY OIL CO.	250,705	250,705	0	250,705
EVEREST VIT, INC.	24,940	0	24,940	0
EVERGREEN AIRCRAFT SALES & LEASING	363,574	363,574	0	0
EVERGREEN SOLUTIONS, INC.	5,783	5,783	0	0
EVEX ANALYTICAL INSTRUMENTS	12,450	12,450	0	0
EVIDENT TECHNOLOGIES, INC.	1,848	1,848	0	0
EWA TECHNOLOGIES, INC.	2,500	2,500	0	0
EWING, ROBERT L.	170,600	170,600	0	170,600
EX LIBRIS	21,750	21,750	0	0
EXCEL MANUFACTURING, INC.	228,325	228,325	0	228,325
EXCEL TEMPORARY STAFFING, INC.	4,000	4,000	0	4,000
EXCEL TOOL & MANUFACTURING, INC.	59,442	59,442	0	0
EXCELICS SEMICONDUCTORS, INC.	60,909	60,909	0	0
EXCELLON AUTOMATION CO.	3,600	0	3,600	0
EXHIBIT SOLUTIONS OF NEW MEXICO, INC.	35,905	35,905	0	35,905
EXOSTAR	17,000	17,000	0	0
EXPERIMENTAL ENGINEERING CORP.	200,000	200,000	0	200,000

Supplier Name	Total \$	SNL/NM \$	SNL/CA \$	NM\$
EXPODISPLAYS TRI-VALLEY	1,963	0	1,963	0
EXPOL, INC.	1,265	0	1,265	0
EXSIL, INC.	350,000	350,000	0	0
EXTREME CCTV	2,647	2,647	0	0
EXTREME ENGINEERING, LTD.	129,291	129,291	0	0
EXTRUDE HONE CORP.	1,000	1,000	0	0
EYTCHESON, THOMAS N.	137,061	137,061	0	137,061
EZ GO TEXTRON	5,860	5,860	0	0
F&K DELVOTEC, INC.	287,752	287,752	0	0
FAB-TECH, INC.	24,466	0	24,466	0
FACTORY MUTUAL RESEARCH CORP.	6,000	6,000	0	0
FAIRFAX INTERNATIONAL, INC.	51,300	51,300	0	0
FAKESPACE SYSTEMS	265,446	265,446	0	0
FAMILYCARE, INC.	13,800	0	13,800	0
FANCORT INDUSTRIES, INC.	6,000	6,000	0	0
FANUC ROBOTICS NORTH AMERICA, INC.	1,541	1,541	0	0
FARHAT, CHARBEL	75,000	75,000	0	0
FARO TECHNOLOGIES	2,500	2,500	0	0
FASTLITE	42,500	42,500	0	0
FASTPULSE TECHNOLOGY, INC.	35,460	35,460	0	0
FASTSIGNS	169,051	169,051	0	169,051
FAVORITE BAY, LLC	23,727	23,727	0	0
FAX DOCTOR, THE	22,000	0	22,000	0
FEATHER, FRANK B.	1,000	1,000	0	1,000
FEDERAL COMMUNICATIONS GROUP, INC.	12,107	12,107	0	12,107
FEDERAL DATA CORP.	14,029	14,029	0	0
FEDERAL NETWORK SYSTEMS, LLC	11,000,154	11,000,154	0	6,000,001
FEDERAL PUBLICATIONS SEMINARS, LLC	18,500	18,500	0	0
FEDERAL STATE UNITARY ENTERPRISE	49,261	49,261	0	0
FEHL, DAVID L.	60,000	60,000	0	60,000
FEI CO.	279,107	275,107	4,000	0
FEINBERG GRADUATE SCHOOL	120,000	120,000	0	0
FELLER RESEARCH ASSOICATES, LLC	24,500	0	24,500	0
FELTZ, LOUIS V.	85,000	85,000	0	85,000
FEMTOCHROME RESEARCH, INC.	2,500	2,500	0	0
FEMTOLASERS PRODUKTIONS GMBH	8,000	8,000	0	0
FERMIONICS OPTO-TECHNOLOGY	4,130	4,130	0	0
FERNANDEZ, EDWARD JOSE	109,000	109,000	0	0
FERRARIO, SANDRA J.	29,250	0	29,250	0
FERRELLGAS	167,586	167,586	0	167,586
FERRO CORP.	681,051	681,051	0	0
FERROFLUIDICS CORP.	3,280	3,280	0	0
FERZACCA, ALBERT L.	48,000	48,000	0	0
FIBER INSTRUMENT SALES, INC.	2,005	2,005	0	0
FIBER SENSYS	12,704	12,704	0	0
FIBERCORE LIMITED	9,505	9,505	0	0
FIBERGUIDE INDUSTRIES, INC.	45,048	11,500	33,548	0
FILLEY, JONATHAN	5,000	0	5,000	0
FILM VIDEO EQUIPMENT	41,589	41,589	0	0
FIL-TECH, INC.	1,920	1,920	0	0
FILTEK	10,030	10,030	0	0
FILTRAN MICROCIRCUITS, INC.	2,633	2,633	0	0
FINA, MICHAEL C. CO., INC.	75,000	75,000	0	0
FINE METALS, INC.	2,500	2,500	0	0
FINETECH, INC.	9,045	9,045	0	0
FINITE STATE MACHINE LABS, INC.	16,800	16,800	0	16,800

Supplier Name	Total \$	SNL/NM \$	SNL/CA \$	NM\$
FIORE INDUSTRIES, INC.	399,523	399,523	0	399,523
FIRE SAFETY INDUSTRIES	10,000	10,000	0	10,000
FIRST CAPITAL GROUP	796,064	796,064	0	796,064
FIRST CHOICE COMMUNITY HEALTHCARE	35,000	35,000	0	35,000
FIRST PRINCIPALS, INC.	75,000	75,000	0	0
FIRST SOURCE, INC.	4,292	4,292	0	0
FISCHER CONNECTORS, INC.	3,618	3,618	0	0
FISCHER TECHNOLOGY, INC.	12,020	12,020	0	0
FISHER SCIENTIFIC CO.	2,955,896	2,955,896	0	2,955,896
FISKE ASSOCIATES	11,715	11,715	0	0
FIXAMAC	25,200	0	25,200	3,600
FJELD, E. CO., INC.	66,300	66,300	0	0
FLEISCHMANN, STEVEN K.	25,000	25,000	0	0
FLEXIAL CORP.	44,151	44,151	0	0
FLEXTRONICS PHOTONICS	1,120	1,120	0	0
FLIR SYSTEMS-BOSTON, INC.	34,000	34,000	0	0
FLORENCE	1,771	1,771	0	0
FLORIDA STATE UNIVERSITY	46,427	46,427	0	0
FLS	20,000	20,000	0	0
FLUENCE TECHNOLOGY, INC.	13,140	13,140	0	0
FLUENT, INC.	163,170	163,170	0	0
FLUKE CORP.	91,013	91,013	0	0
FLUKE ELECTRONICS	21,212	21,212	0	0
FLUKE NETWORKS, INC.	35,132	35,132	0	0
FMA DEVELOPMENT, LLC	25,000	25,000	0	25,000
FMC CORP.	4,395	4,395	0	0
FMH MATERIAL HANDLING SOLUTIONS	72,255	72,255	0	72,255
FN MANUFACTURING	237,666	237,666	0	0
FOCUS LEARNING CORP.	9,700	9,700	0	0
FOCUS SOFTWARE, INC.	12,500	12,500	0	0
FOLLETTE & ASSOCIATES, INC.	7,200	7,200	0	0
FOLSOM RESEARCH, INC.	53,861	53,861	0	0
FORBES & ASSOCIATES, INC.	1,500	1,500	0	0
FORCE 3, INC.	3,478	3,478	0	0
FORGECO	10,960	10,960	0	10,960
FORGENT NETWORKS, INC.	15,880	0	15,880	0
FORRESTAL, MICHAEL J.	60,000	60,000	0	60,000
FOUR WINDS MECHANICAL HEATING	57,587	57,587	0	57,587
FOX, PETER	7,500	7,500	0	0
FRAMATOME ANP, INC.	1,000	1,000	0	0
FRAMEWORK TECHNOLOGIES, INC.	30,000	30,000	0	0
FRANKS, LARRY A.	10,000	0	10,000	0
FRANZ, INC.	8,244	8,244	0	0
FRAUNHOFER INSTITUT IIS-A	2,518	1,994	524	0
FRAUNHOFER USA, INC.	35,000	0	35,000	0
FREEDOM FORD	65,994	65,994	0	0
FREEMAN COMPANIES	410,046	410,046	0	0
FREEMAN, RICHARD	25,000	25,000	0	0
FREEWAVE TECHNOLOGIES, INC.	4,950	4,950	0	0
FREIBERGER COMPOUND MATERIALS USA, INC.	19,320	19,320	0	0
FRENKLACH, MICHAEL Y.	10,000	0	10,000	0
FRESHWATER SOFTWARE, INC.	23,900	23,900	0	0
FREUND, ROLAND W.	1,050	1,050	0	0
FREVERT, BENJAMIN R.	44,500	44,500	0	0
FRHAM SAFETY PRODUCTS, INC.	5,267	5,267	0	0
FRITZ, IAN J.	48,000	48,000	0	48,000

Supplier Name	Total \$	SNL/NM \$	SNL/CA \$	NM\$
FRONTIER PRECISION, INC.	8,980	8,980	0	8,980
FRONTIER SEMICONDUCTOR	232,592	232,592	0	0
FRONTIER TECHNOLOGY CORP.	4,800	4,800	0	0
FROST, ROBERT R.	5,000	5,000	0	0
FRYE-MASON, GREGORY C.	9,000	9,000	0	9,000
F-SECURE	36,000	36,000	0	0
FSI INTERNATIONAL, INC.	4,080,808	4,080,808	0	0
FSUE RESEARCH INST. OF SCIENT. INSTR.	712,000	712,000	0	0
FUELCELL PROPULSION INSTITUTE	5,000	0	5,000	0
FUJIMI, INCORPORATED	5,862	5,862	0	0
FURNO CO.	1,020,043	1,020,043	0	0
FUSELIER, DWAYNE G.	6,000	6,000	0	0
FUSION INTERNATIONAL PROJECTS COORDINATING	20,000	20,000	0	0
FUTURE ELECTRONICS	2,438	0	2,438	0
FUTURREX, INC.	1,599	0	1,599	0
G & G ANGOLA, INC.	28,520	28,520	0	0
G&G METAL SPINNERS	4,367	4,367	0	0
G&H INTERNATIONAL SERVICES, LLC	52,800	52,800	0	0
G&H TECHNOLOGY	8,361	8,361	0	0
G2 SOFTWARE SYSTEMS, INC.	406,720	0	406,720	0
GABALDON PLUMBING & HEATING	607,780	607,780	0	607,780
GAERTNER SCIENTIFIC CORP.	39,900	39,900	0	0
GAFFNEY, STEVEN CO.	8,500	0	8,500	0
GAGE APPLIED SCIENCES, INC.	31,995	31,995	0	0
GALBRAITH LABORATORIES, INC.	2,000	2,000	0	0
GALIL MOTION CONTROL, INC.	41,325	41,325	0	0
GALISTEO CONSULTING GROUP, INC.	417,013	417,013	0	417,013
GALL, KENNETH A.	5,000	0	5,000	0
GALLEGOS, MEREJILDO	50,000	50,000	0	50,000
GALLS, INC.	15,475	15,475	0	0
GALLUCCI, ROBERT	5,000	5,000	0	0
GAM LASER, INC.	28,025	0	28,025	0
GAMMA PRODUCTS, INC.	43,838	43,838	0	0
GAMPERT TOOL & MACHINE	5,866	5,866	0	5,866
GAMRY INSTRUMENTS	42,510	42,510	0	0
GARCIA, PHILIP	10,000	10,000	0	10,000
GARD, PAUL DESIGN	22,905	22,905	0	22,905
GARDNER, LEANN MCGOOKEY MANAGEMENT CONSULTING	36,757	36,757	0	36,757
GARIKIPATI, KRISHNA	15,000	0	15,000	0
GARTNER GROUP, THE	73,911	73,911	0	0
GARWIN, RICHARD CONSULTING, INC.	7,190	7,190	0	0
GASSKO, IRENE	23,000	23,000	0	0
GATAN, INC.	59,065	20,065	39,000	0
GAUTHIER, MAURICE J.	10,400	10,400	0	0
GC MICRO CORP.	992,896	992,896	0	0
GC VALVES, INC.	1,053	0	1,053	0
GC VIDEO CO.	121,206	121,206	0	121,206
GE CAPITAL MODULAR SPACE	44,080	44,080	0	44,080
GEE, GARRETT HENRY	26,000	0	26,000	0
GEI TECHNOLOGY, INC.	16,515	0	16,515	0
GEM ROLLER CO.	410,888	410,888	0	410,888
GENCON, INC.	10,000	10,000	0	0
GENERAL ATOMICS	3,511,567	3,511,567	0	0
GENERAL DYNAMICS	137,584	137,584	0	0
GENERAL EASTERN INSTRUMENTS	1,000	0	1,000	0

Supplier Name	Total \$	SNL/NM \$	SNL/CA \$	NM\$
GENERAL ELECTRIC CO.	159,329	134,629	24,700	453
GENERAL KINETICS, INC.	107,986	107,986	0	0
GENERAL MICROWAVE CORP.	10,000	10,000	0	0
GENERAL PLASTICS MANUFACTURING CO.	31,580	31,580	0	0
GENERAL SOFTWARE	27,792	27,792	0	0
GENERAL TECHNICS, INC.	12,221	12,221	0	0
GENERAL TECHNOLOGY CORP.	1,825,051	1,825,051	0	1,825,051
GENERAL TECHNOLOGY, INC.	95,994	0	95,994	0
GENUINE PARTS CO.	419,780	419,780	0	419,780
GEO ECONOMICS, INC.	5,000	0	5,000	0
GEO HILLS ASSOCIATES	41,000	41,000	0	0
GEO-CENTERS, INC.	1,120,111	1,120,111	0	0
GEOGRAPHIC DATA TECHNOLOGY, INC.	91,394	27,000	64,394	0
GEO-RELATIONAL INFORMATION TECHNOLOGIES	180,867	180,867	0	180,867
GEORGIA TECH RESEARCH CORP.	264,858	179,858	85,000	0
GEOWERX, INC.	25,000	25,000	0	25,000
GERBER SCIENTIFIC, INC.	45,097	0	45,097	0
GERSTLE, FRANCIS P., JR.	31,000	31,000	0	31,000
GESELLSCHAFT FUER ANLAGEN- UND REAKTORSICHERHEIT (GRS) MBH	23,000	23,000	0	0
GESPAC, INC.	8,785	8,785	0	0
GET IN LINE PUBLISHING	120,000	0	120,000	0
GEZ ARCHITECTS ENGINEERS	250,000	0	250,000	0
GHZ TECHNOLOGIES	1,595	1,595	0	0
GIANT CONTROLS	1,157	1,157	0	0
GIGA-TRONICS, INC.	48,993	48,993	0	0
GILLER, EDWARD B.	22,500	22,500	0	22,500
GIL'S MECHANICAL SERVICE	8,800	8,800	0	8,800
GIPSON, HOWARD E.	50,000	50,000	0	0
GIRIMONTE & ASSOCIATES	108,000	108,000	0	108,000
GIVENS ELECTRIC, INC.	1,181,078	0	1,181,078	0
GLA WORKS, INC.	2,041	0	2,041	0
GLASSMAN HIGH VOLTAGE	58,520	58,520	0	0
GLEBAR CO., INC.	154,439	154,439	0	0
GLENAIR, INC.	126,986	126,986	0	0
GLIBERT, KENNETH M.	28,600	28,600	0	28,600
GLOBAL ACCESS UNLIMITED, INC.	76,939	76,939	0	0
GLOBAL BUSINESS NETWORK	35,000	0	35,000	0
GLOBAL CHIP MATERIALS, LLC	4,031	4,031	0	0
GLOBAL DISTILLATION SERVICES	71,050	0	71,050	0
GLOBAL ENERGY CONCEPTS, LLC	21,930	21,930	0	0
GLOBAL HAPTICS, INC.	1,495	1,495	0	1,495
GLOBAL INTERNET DELIVERY SYSTEMS, LLC	180,423	180,423	0	180,423
GLOBAL RENTAL	12,350	12,350	0	0
GLOBAL SIMULATION SYSTEMS, INC.	25,000	25,000	0	0
GLOBAL TECHNOLOGY RESOURCES, INC.	12,814	12,814	0	0
GLOBAR, KANTHAL	9,177	9,177	0	0
GLOBE FURNITURE RENTAL	9,952	0	9,952	0
GNB CORP.	3,500	3,500	0	0
GNB TECHNOLOGIES	254,720	254,720	0	0
GOBBELS, GEORGE E.	47,000	47,000	0	0
GODDARD, LANCE ASSOCIATES	5,810	5,810	0	0
GOKHALE, ARUN M.	10,000	0	10,000	0
GOLDEN ALTOS CORP.	66,746	66,746	0	0
GOLDSMITH, TIMOTHY E.	8,000	8,000	0	8,000
GONZALES, MARTIN H.	8,123	8,123	0	8,123

Supplier Name	Total \$	SNL/NM \$	SNL/CA \$	NM\$
GONZALEZ, SALVADORA	20,000	20,000	0	20,000
GOODFELLOW CORP.	7,788	7,788	0	0
GOODMAN'S, INC.	22,227	22,227	0	22,227
GOODSON, KENNETH	11,200	0	11,200	0
GOOGLE, INC.	20,000	20,000	0	0
GORE, W. L. & ASSOCIATES, INC.	63,533	63,533	0	0
GOTTLIEB, ERIC J.	50,019	50,019	0	50,019
GOUDY, RICHARD METAL ENTERPRISES, INC.	48,778	48,778	0	0
GOULD, STEPHEN CORP.	2,444	2,444	0	0
GOVER, JAMES E.	24,000	24,000	0	0
GOVERNMENT LEASING CO.	145,085	0	145,085	0
GOVERNMENT MICRO RESOURCES, INC.	23,628	23,628	0	0
GOVERNMENT TECHNOLOGY SERVICES, INC.	75,180	75,180	0	0
GOWAN CONSTRUCTION CO.	1,541,715	0	1,541,715	0
GOWDY, JOHN M.	3,550	3,550	0	0
GRACE, W. R. & CO.	26,657	26,657	0	0
GRAFTECH, INC.	1,956	1,956	0	0
GRAHAM, ALAN L.	10,000	10,000	0	0
GRAHL INDUSTRIES, INC.	1,065	1,065	0	1,065
GRAICHEN, RONALD E.	35,000	35,000	0	0
GRAM, INC.	3,980,129	3,980,129	0	3,980,129
GRANT APPLIED PHYSICS	54,800	54,800	0	0
GRAPHICS STATION, THE	8,000	8,000	0	8,000
GRASEBY DYNAMICS, LTD.	552,272	552,272	0	0
GRATINGS, INC.	93,100	93,100	0	93,100
GRAY BOY & ASSOCIATES	7,515	7,515	0	0
GRAYBAR ELECTRIC CO., INC.	3,597,754	3,597,754	0	3,597,754
GRAYHAIR, LLC	17,800	0	17,800	17,800
GRAYLOC PRODUCTS	464,956	0	464,956	0
GREATBATCH, WILSON, LTD.	1,890	1,890	0	0
GREATER ALBUQUERQUE CHAMBER OF COMMERCE	3,800	3,800	0	3,800
GREATHOUSE PRODUCTIONS, INC.	4,325	4,325	0	0
GRECO BROS., INC.	12,056	12,056	0	0
GREEN HILLS SOFTWARE, INC.	154,588	154,588	0	0
GREENBERG, HARVEY J.	15,000	15,000	0	0
GREENFIELD, MICHAEL A.	10,000	10,000	0	0
GREENWOOD CONSULTING GROUP	17,520	17,520	0	0
GREENWOOD, CHARLES M.	10,000	10,000	0	10,000
GREIF, RALPH	15,000	0	15,000	0
GRI CATOOSA TEST FACILITY, INC.	200,000	200,000	0	0
GRIFFITH POLYMERS, INC.	57,651	57,651	0	0
GRIGORIU, MIRCEA	20,000	20,000	0	0
GRINNELL MECHANICAL	22,653	22,653	0	0
GRITZUK, MICHAEL	7,500	7,500	0	0
GROUP FIVE	52,500	52,500	0	0
GROUP LOGIC	9,114	9,114	0	0
GROVE COMMUNICATIONS	26,595	0	26,595	0
GROVE ENGINEERING	13,500	13,500	0	0
GRUBER INDUSTRIES, INC.	1,628	1,628	0	0
GSI LUMONICS	4,000	0	4,000	0
GTI MICROSYSTEMS	96,779	96,779	0	96,779
GUESS, TOMMY R.	23,044	23,044	0	23,044
GUFFEY, STEVEN	5,000	5,000	0	0
GULL GROUP	615,735	615,735	0	0
GUNZBURGER, MAX D.	45,000	45,000	0	0
GUPTA, YOGENDRA M., PHD.	10,000	10,000	0	0

Supplier Name	Total \$	SNL/NM \$	SNL/CA \$	NM\$
GUTHRIE, KENNETH E.	3,300	3,300	0	3,300
H & D SPRAYING SPECIALISTS, INC.	119,750	119,750	0	119,750
H D MICROSYSTEMS	1,571	1,571	0	0
HACH CO.	91,828	91,828	0	0
HACHIGIAN, ALEXANDER	20,000	20,000	0	20,000
HAFNER, JUDITH M.	6,875	0	6,875	0
HAGE, JERALD	10,000	10,000	0	0
HALE, JEFF B.	12,600	0	12,600	0
HALE, JON M.	90,500	90,500	0	0
HALL ENVIRONMENTAL ANALYSIS LABORATORY	5,315	5,315	0	5,315
HALL PRECISION MACHINING, INC.	2,026	2,026	0	2,026
HALLIBURTON ENERGY SERVICES	16,869	16,869	0	0
HAM RADIO OUTLET	8,416	0	8,416	0
HAMAMATSU CORP.	27,793	25,734	2,059	0
HAMER, GLEN	1,600	1,600	0	0
HAMILTON PRODUCTS GROUP, INC.	56,493	56,493	0	0
HAMMER, DAVID, PHD	11,000	11,000	0	0
HAMMI, YOUSSEF	20,000	0	20,000	0
HAMMOND, SCOTT	75,000	75,000	0	0
HANGES, PAUL	20,000	20,000	0	0
HANN, C. L. INDUSTRIES, INC.	60,745	0	60,745	0
HANSON, RONALD K.	1,700	0	1,700	0
HARDINGE BROTHERS, INC.	2,804	2,804	0	0
HARDRIC LABORATORIES, INC.	4,850	0	4,850	0
HARPER, KEN D.	10,000	10,000	0	10,000
HARRIS CORP.	10,000	10,000	0	0
HARRIS, REILLY SALES, INC.	11,057	11,057	0	0
HART SCIENTIFIC, INC.	27,955	27,955	0	0
HART, DAVID	12,000	12,000	0	0
HART, JOHN & ASSOCIATES, PA	1,577,716	1,577,716	0	1,577,716
HARTWIGSEN, CHRISTIAN C.	38,000	38,000	0	38,000
HARVARD APPARATUS	7,545	7,545	0	0
HARVARD UNIVERSITY	50,600	50,600	0	0
HARZA, MONTGOMERY WATSON	22,009	0	22,009	0
HASELWOOD ENTERPRISES, INC.	60,000	60,000	0	0
HAST SOLUTIONS, INC.	72,358	72,358	0	0
HASTINGS, RALPH L.	155,000	155,000	0	0
HATFIELD, LANSING	50,000	50,000	0	0
HAUGHT, RAMSEY J.	12,000	12,000	0	0
HAVERHILL CABLE & MANUFACTURING CORP.	4,395	4,395	0	0
HAVERKAMP SECURITY FENCE GMBH	29,834	29,834	0	0
HAVLIK, DAVID J.	50,000	50,000	0	0
HAWORTH, INC.	20,416	0	20,416	0
HAYDEN, HERBERT T.	1,275	1,275	0	0
HAYES, DENNIS B.	42,550	42,550	0	42,550
HAYES, SEAY, MATTERN & MATTERN, INC.	64,877	64,877	0	0
HAYWARD PALLET & LUMBER	1,282	0	1,282	0
HAZLEWOOD, ALLEN B.	487,969	487,969	0	0
HB CONSTRUCTION	15,000	15,000	0	15,000
HBS EQUIPMENT CORP.	2,889	2,889	0	0
HDR ARCHITECTURE, INC.	2,799,898	2,799,898	0	0
HEADS UP LANDSCAPE CONTRACTORS	275,623	275,623	0	275,623
HEADWAY RESEARCH, INC.	7,553	7,553	0	0
HEEGER, ALAN J.	1,822	1,822	0	0
HEI SPECIALTY ELECTRICAL CONTRACTORS	41,787	41,787	0	41,787
HEIM DATA SYSTEMS, INC.	38,313	38,313	0	0

Supplier Name	Total \$	SNL/NM \$	SNL/CA \$	NMS
HEIM GROUP	24,768	24,768	0	0
HEINZE, A. G., INC.	88,141	88,141	0	0
HELIX TECHNOLOGY CORP.	26,767	26,767	0	0
HELLER, E. G.'S SON, INC.	61,415	61,415	0	0
HELTON, JON C.	142,496	142,496	0	142,496
HEM DATA CORP.	3,592	3,592	0	0
HEMPHILL SPRING CO.	7,123	7,123	0	0
HENDERSON, JACK B. CONSTRUCTION CO., INC.	10,521,203	10,521,203	0	10,521,203
HENDRICKS, JUDY K.	10,000	10,000	0	10,000
HENKELS & MCCOY, INC.	2,000	0	2,000	0
HENRICKSEN, J. K. & ASSOCIATES	3,373	0	3,373	0
HENRY TECHNOLOGY SOLUTIONS, LLC	44,000	0	44,000	0
HENRY, MICHAEL A.	35,000	35,000	0	35,000
HERBER AIRCRAFT SERVICE, INC.	3,419	3,419	0	0
HERLEY INDUSTRIES, INC.	157,300	157,300	0	0
HETRICK SCIENTIFIC	330,800	330,800	0	0
HEWLETT-PACKARD CO.	118,246	118,246	0	0
HEY, NIGEL, LTD.	55,000	55,000	0	55,000
HIBBITT, KARLSSON & SORENSEN, INC.	160,250	160,250	0	0
HI-CAM TECH CO., LTD.	2,640	2,640	0	0
HICKERSON, JAMES P., JR.	76,000	76,000	0	76,000
HIGH CURRENT ELECTRONICS INSTITUTE	12,000	12,000	0	0
HIGH CURRENT TECHNOLOGIES, INC.	35,870	35,870	0	0
HIGH DESERT WINDOW CLEANING	23,150	23,150	0	23,150
HIGH ENERGY CORP.	1,100	1,100	0	0
HIGH PERFORMANCE TECHNOLOGIES, INC.	406,041	406,041	0	0
HIGH POWER DEVICES, INC.	27,800	27,800	0	0
HIGH POWER RESEARCH LABORATORY	165,728	165,728	0	0
HIGH TECH CONSORTIUM	10,000	10,000	0	10,000
HIGH TECHNOLOGY SOLUTIONS, INC.	50,000	50,000	0	0
HIGH TRUST THINKING	3,439	3,439	0	0
HIGH VALLEY SOFTWARE, INC.	30,000	30,000	0	30,000
HIGH VOLTAGE ENGINEERING EUROPA BV	11,581	11,581	0	0
HIGHLAND TECHNOLOGY, INC.	119,020	119,020	0	0
HIGHSMITH ENVIRONMENTAL CONSULTANTS, INC.	7,500	7,500	0	0
HIPOTRONICS, INC.	160,069	160,069	0	0
HIRSCH ELECTRONICS CORP.	1,612	1,612	0	0
HI-SHEAR TECHNOLOGY CORP.	62,865	62,865	0	0
HITACHI AMERICA, LTD.	31,800	31,800	0	0
HITACHI CHEMICAL CO. AMERICA, LTD.	1,050	1,050	0	0
HITACHI HIGH TECHNOLOGIES AMERICA, INC.	609,288	609,288	0	0
HITACHI INSTRUMENTS, INC.	20,716	220	20,496	0
HI-TECHNIQUES, INC.	85,271	85,271	0	0
HKL TECHNOLOGY, INC.	2,880	2,880	0	0
HOBART AND WILLIAM SMITH COLLEGES	44,356	44,356	0	0
HOBART, ROBERT J.	25,000	25,000	0	0
HOBBS ENGINEERING	20,550	20,550	0	0
HOBBS, JARED M.	6,500	6,500	0	6,500
HOFFMAN INSTRUMENTS	1,024	1,024	0	0
HOFFMAN, JOHN A.	20,000	20,000	0	0
HOHLFELDER, JACQUE J.	20,000	20,000	0	20,000
HOHNSTREITER, GLENN F.	58,000	58,000	0	58,000
HOHSEN CORP.	34,200	34,200	0	0
HOLMAN'S, INC.	2,060,075	2,060,075	0	2,060,075
HOLMES & NARVER, INC.	146,395	146,395	0	146,395
HOLMES, JOHN T.	24,000	24,000	0	24,000

Supplier Name	Total \$	SNL/NM \$	SNL/CA \$	NM\$
HOLSWADE, M. KAY	40,000	40,000	0	40,000
HOLT, ROBERT M.	15,000	15,000	0	0
HOLTHUYSEN ENGINEERING & TRADING BV	4,400	0	4,400	0
HOME & BUSINESS COMPUTER CTR.	11,875	0	11,875	0
HOME SWEET HOME	2,000	0	2,000	0
HONEYWELL ELECTRONIC MATERIALS	61,867	61,867	0	0
HONEYWELL LABORATORIES	59,820	0	59,820	0
HONEYWELL, INC.	1,673,639	1,673,639	0	0
HORIA HULUBEI NATIONAL INSTITUTE	20,278	20,278	0	0
HOUSER, RICHARD M.	45,883	45,883	0	0
HOUSTON FILM LABS	10,000	10,000	0	0
HOWARD GLASS CO.	2,142	0	2,142	0
HOWE, ROGER T.	10,000	10,000	0	0
HOWMET RESEARCH CORP.	3,000	3,000	0	0
HREN, JOHN J.	7,500	7,500	0	7,500
HSS & ASSOCIATES	32,000	32,000	0	0
HUB PROPERTIES TRUST	5,901	5,901	0	5,901
HUBBARD, GARY L.	51,341	0	51,341	0
HUBER, ROBERT J.	40,000	40,000	0	0
HUFFMAN LABORATORIES, INC.	150,000	150,000	0	0
HUGHES ASSOCIATES, INC.	12,850	12,850	0	0
HUGHES CONSULTING GROUP	1,395	0	1,395	0
HUGHES, PATRICK M.	21,500	21,500	0	0
HUGHES, R. S. CO., INC.	2,981	2,981	0	2,981
HUGIN EXPERT/AS	2,500	2,500	0	0
HULETT & ASSOCIATES, LLC	23,370	23,370	0	0
HUMMINGBIRD, LTD.	2,690	2,021	669	0
HUNT, JUDY	25,000	25,000	0	0
HUSA, RONALD G.	8,000	8,000	0	8,000
HVR ADVANCED POWER COMPONENTS	52,710	52,710	0	0
HY D TRAN	2,500	2,500	0	2,500
HYATT CORP.	36,000	36,000	0	36,000
HYDROCUT, INC.	12,730	12,730	0	12,730
HYDROGEOLOGIC, INC.	2,200	2,200	0	0
HYDRO-PAC, INC.	4,000	0	4,000	0
HYDROQUAL, INC.	14,114	14,114	0	0
I & J FISNAR, INC.	12,759	12,759	0	0
I FIBER OPTIX, INC.	16,700	16,700	0	0
I-3 TECHNOLOGIES	2,340	2,340	0	2,340
I-40 COMPUTERS, INC.	153,300	153,300	0	153,300
IAR SYSTEMS SOFTWARE, INC.	4,841	4,841	0	0
IBIS CONSULTING GROUP, INC.	60,000	60,000	0	0
IBIS TECHNOLOGY CORP.	11,250	11,250	0	0
IC CONSULTANTS, LTD.	36,229	36,229	0	0
IC INTERCONNECT	42,500	42,500	0	0
ICAMP, INC.	4,990	0	4,990	0
ICAR SPA	35,000	35,000	0	0
ICEM CFD ENGINEERING, INC.	13,275	13,275	0	0
ICET, INC.	30,000	30,000	0	0
ICN WORLDWIDE DOSIMETRY SERVICE	38,000	38,000	0	0
ICS ADVENT	19,154	19,154	0	0
ID CARD SYSTEMS, INC.	70,410	70,410	0	0
IDAHO LABS CORP.	4,850	4,850	0	0
IDAHO STATE UNIVERSITY	223,037	223,037	0	0
IDEAL MACHINE & MANUFACTURING, INC.	118,610	118,610	0	0
IDEAL TOOL & MANUFACTURING CO., INC.	47,153	47,153	0	0

Supplier Name	Total \$	SNL/NM \$	SNL/CA \$	NM\$
IDEAS & INVENTIONS, INC.	58,300	58,300	0	58,300
IDERS INCORPORATED	18,490	18,490	0	0
IDN WEST, INC.	11,794	0	11,794	0
IDS TECHNOLOGY, INC.	12,350	12,350	0	0
IFR SYSTEMS, INC.	25,399	25,399	0	0
IIT RESEARCH INSTITUTE	38,580	38,580	0	0
IKON OFFICE SOLUTIONS	65,264	65,264	0	52,669
ILOG, INC.	25,175	25,175	0	0
ILX LIGHTWAVE CORP.	1,160	1,160	0	0
IMAGENATION CORP.	1,990	1,990	0	0
IMAGES OF THE SOUTHWEST	7,000	7,000	0	7,000
IMAGIC BUSINESS SOLUTIONS	20,000	20,000	0	20,000
IMAGINE AIRE	4,986	4,986	0	4,986
IMAGING CONCEPTS OF NM, INC.	4,422	4,422	0	4,422
IMAGINIT TECHNOLOGIES	9,500	9,500	0	9,500
IMAGIX CORP.	3,530	3,530	0	0
IMATION	40,499	40,499	0	0
IMMERSIVE DESIGN, INC.	2,775	2,775	0	0
IMPERIAL COLLEGE OF SCIENCE TECHNOLOGY & MEDICINE	332,500	332,500	0	0
IMS SYSTEMS	3,896	0	3,896	0
IMTEC PRODUCTS, INC.	10,275	10,275	0	0
IN USA, INC.	4,750	4,750	0	0
INCOM, INC.	7,527	7,275	252	0
INCONCEPT	24,000	24,000	0	0
INCONFERENCE	61,045	0	61,045	0
INCONTROL, INC.	2,500	2,500	0	2,500
INDEPTH LEARNING	2,000	2,000	0	2,000
INDIANA WIRE DIE CO.	2,385	2,385	0	0
INDIGO SYSTEMS CORP.	107,820	64,620	43,200	0
INDIUM CORP.	10,180	10,180	0	0
INDOFF, INC.	13,291	0	13,291	0
INDUSTRIAL & COMMERCIAL SECURITY, INC.	35,910	35,910	0	35,910
INDUSTRIAL & MINE SUPPLY CO.	1,300	1,300	0	1,300
INDUSTRIAL DESIGN CORP.	879,102	879,102	0	879,102
INDUSTRIAL ELECTRIC AUTOMATION	18,500	18,500	0	18,500
INDUSTRIAL WATER ENGINEERING, INC.	419,940	419,940	0	419,940
INEL, INC.	12,000	0	12,000	0
INERTIAL SCIENCE, INC.	294,400	275,400	19,000	0
INFICON, INC.	33,355	33,355	0	0
INFINISWITCH CORP.	41,260	0	41,260	0
INFOFUSION	350,000	350,000	0	0
INFOGRAPHIC SYSTEMS CORP.	473,289	473,289	0	0
INFORMATION ASSETS MANAGEMENT, INC.	900,001	900,001	0	900,001
INFORMATION BUILDERS, INC.	17,046	17,046	0	0
INFORMAX	3,916	3,916	0	0
INFOSTAT SYSTEMS, INC.	2,000	2,000	0	0
INFRARED LABORATORIES, INC.	143,025	0	143,025	0
INFRARED SOLUTIONS, INC.	10,000	10,000	0	0
INGBER, JEANINE	6,132	6,132	0	6,132
INGERSOLL-RAND COMPANY	6,750	1,750	5,000	5,000
INGERSOLL-RAND ENERGY SYSTEMS	52,400	52,400	0	52,400
INNER EARTH TECHNOLOGIES, INC.	1,500	1,500	0	1,500
INNOVATIVE DESIGN TECHNOLOGIES	50,000	50,000	0	0
INNOVATIVE INTEGRATION, INC.	3,340	3,340	0	0
INNOVATIVE MANAGEMENT CONCEPTS	345,930	345,930	0	0

Supplier Name	Total \$	SNL/NM \$	SNL/CA \$	NM\$
INNOVATIVE MATERIALS TESTING TECHNOLOGIES, INC.	50,000	50,000	0	0
INNOVATIVE TECHNOLOGY	1,846	1,846	0	0
INNOVATIVE TECHNOLOGY PARTNERSHIPS, LLC	135,475	135,475	0	135,475
INNOVATIVE TECHNOLOGY SOLUTIONS CORP.	880,411	880,411	0	880,411
INNOVEDA, INC.	51,391	51,391	0	0
INOCERMIC GMBH	3,600	3,600	0	0
INOVISION RADIATION MEASUREMENTS	12,690	12,690	0	0
IN-POSITION TECHNOLOGIES	48,873	48,873	0	36,811
INRAD, INC.	78,435	11,076	67,359	0
INSACO, INC.	19,100	9,000	10,100	0
INSCAPE ARCHITECTURAL INTERIORS	10,016	10,016	0	0
INSIGHT DIRECT INC	27,630	27,630	0	0
INSIGHT ELECTRONICS, INC.	98,470	98,470	0	0
INSTITUT FUER MATERIALPHYSIK AND CENTER FOR COMPUTATIONAL MATERIALS SCIENCE	10,800	9,200	1,600	0
INSTITUTE FOR SCIENTIFIC INFORMATION	13,300	13,300	0	0
INSTITUTE FOR SOLAR LIVING	10,000	0	10,000	0
INSTITUTE FOR SUSTAINABLE POWER, INC.	80,555	80,555	0	0
INSTITUTE OF HIGH CURRENT ELECTRONICS	30,000	30,000	0	0
INSTITUTE OF INTERNAL AUDITORS, THE	6,300	6,300	0	0
INSTITUTE OF NUCLEAR PHYSICS	16,000	16,000	0	0
INSTITUTE OF PHYSICS	13,500	13,500	0	0
INSTITUTE OF PHYSICS & POWER ENGINEERING	71,640	71,640	0	0
INSTITUTO TECNOLOGICO E NUCLEAR	38,542	38,542	0	0
INSTRON CORP.	19,472	16,110	3,362	0
INSTRUMENT SERVICE LABORATORIES	7,800	7,800	0	7,800
INSTRUMENTATION MARKETING CORP.	335,185	335,185	0	0
INSTRUMENTED SENSOR TECHNOLOGY, INC.	37,785	37,785	0	0
INSTRUMENTS FOR INDUSTRY	250,000	250,000	0	0
INSULATOR SEAL, INC.	3,440	0	3,440	0
INTECAP, INC.	78,425	78,425	0	0
INTEGO, INC.	23,575	23,575	0	0
INTEGRAL TECHNOLOGIES, INC.	11,340	11,340	0	0
INTEGRATED COMPUTER SOLUTIONS	14,520	14,520	0	0
INTEGRATED CONTROLS, INC.	739,495	739,495	0	739,495
INTEGRATED ENGINEERING SOFTWARE	34,005	34,005	0	0
INTEGRATED ENVIRONMENT SERVICES, INC.	14,036	14,036	0	0
INTEGRATED MACHINING CO.	265,249	265,249	0	265,249
INTEGRATED MEASUREMENT SYSTEMS, INC.	124,158	124,158	0	0
INTEGRATED MEDIA SYSTEMS	115,968	0	115,968	0
INTEGRATED QUALITY GROUP	457,637	457,637	0	457,637
INTEGRATED TECHNOLOGIES CORP.	11,660	11,660	0	11,660
INTEGRATION TECHNOLOGY SYSTEMS, INC.	4,396	0	4,396	0
INTEGRI-TEST CORP.	28,778	0	28,778	0
INTEGRITY BUSINESS CONSULTANTS	99,898	99,898	0	99,898
INTEGRITY NETWORKING SYSTEMS, INC.	113,709	113,709	0	113,709
INTEL CORPORATION	8,595	8,595	0	0
INTELINET SYSTEMS	10,000	10,000	0	0
INTELLECTUAL PROPERTY CONSULTANTS, INC.	50,000	50,000	0	0
INTELLIGENT DISPENSING SYSTEMS	1,902	1,902	0	0
INTELLIGENT LIGHT	5,000	5,000	0	0
INTELLIGENT VISION SOLUTIONS	3,195	3,195	0	0
INTELLIMETRIX	4,500	4,500	0	4,500
INTELLUTION, INC.	12,000	12,000	0	0
INTERA, INC.	4,862	4,862	0	0

Supplier Name	Total \$	SNL/NM \$	SNL/CA \$	NM\$
INTERACT	14,000	14,000	0	0
INTERACTIVE CIRCUITS & SYSTEMS, LTD.	51,465	51,465	0	0
INTERCEPT TECHNOLOGY, INC.	6,000	6,000	0	0
INTERCIM	3,720	3,720	0	0
INTER-CONTINENTAL MICROWAVE	13,214	13,214	0	0
INTERDEPARTMENTAL SPECIAL	143,698	143,698	0	0
INTERFACE TECHNICAL TRAINING	27,000	27,000	0	0
INTERFACE, INC.	1,160	1,160	0	0
INTERFACING CONCEPTS, INC.	1,200	1,200	0	0
INTERFERENCE SOLUTIONS	5,000	5,000	0	5,000
INTERGRAPH CORP.	25,937	25,937	0	0
INTERLOGIC INDUSTRIES	4,498	4,498	0	0
INTERNATIONAL BUSINESS MACHINES CORP.	1,238,924	1,238,924	0	148,517
INTERNATIONAL CENTER FOR ENVIRONMENTAL SAFETY OF MINATOM RUSSIA (ICES-MR)	115,800	115,800	0	0
INTERNATIONAL CERAMICS ENGINEERING	3,769	3,769	0	0
INTERNATIONAL COMPUTER NEGOTIATIONS, INC.	22,500	22,500	0	0
INTERNATIONAL ELECTRONIC COMPONENTS USA	4,431	0	4,431	0
INTERNATIONAL FIBER SYSTEMS, INC.	2,814	2,814	0	0
INTERNATIONAL INSTITUTE FOR APPLIED PHYSICS & HIGH TECHNOLOGY	75,000	75,000	0	0
INTERNATIONAL INSTITUTE FOR LEARNING, INC.	39,700	39,700	0	0
INTERNATIONAL LEAD ZINC RESEARCH ORG., INC.	165,414	165,414	0	0
INTERNATIONAL LEADERSHIP ASSOCIATES	55,050	55,050	0	0
INTERNATIONAL RADIATION DETECTORS	3,350	3,350	0	0
INTERNATIONAL RECTIFIER CORP.	29,810	29,810	0	0
INTERNATIONAL SALES & MARKETING GROUP	5,234	5,234	0	0
INTERNATIONAL SCIENTIFIC PRODUCTS	23,336	23,336	0	0
INTERNATIONAL SERVICES & ADVISORS, INC.	170,000	170,000	0	0
INTERNATIONAL SOS ASSISTANCE, INC.	182,000	182,000	0	0
INTERNATIONAL SPACE OPTICS	3,248	3,248	0	0
INTERNATIONAL TECHNENGROUP, INC.	20,195	20,195	0	0
INTERNATIONAL VIDEO CONFERENCING, INC.	22,584	0	22,584	0
INTERNATIONAL WAFER SERVICE	17,034	17,034	0	0
INTERNET & MEDIA ARCHITECTS	40,000	40,000	0	40,000
INTERPOINT CORP.	88,334	78,800	9,534	0
INTERSIL CORP.	32,106	32,106	0	0
INTERSTATE ELECTRONICS CORP.	46,652	46,652	0	0
INTERWEST SUPPLY, INC.	2,460	2,460	0	2,460
INTRINSYC SOFTWARE, INC.	3,379	0	3,379	0
INVENTION MACHINE CORP.	24,485	24,485	0	0
INZHELTRANS, LTD.	70,000	70,000	0	0
ION APPLICATIONS, INC.	24,100	24,100	0	0
ION SYSTEMS, INC.	25,157	25,157	0	0
ION TECH, INC.	50,050	50,050	0	0
ION TRACK INSTRUMENTS, INC.	51,248	51,248	0	0
IONA TECHNOLOGIES	6,490	6,490	0	0
IONICS PURE SOLUTIONS	3,339,176	3,339,176	0	0
IONOPTIKA, LIMITED	2,950	0	2,950	0
IPG PHOTONICS CORP.	23,400	0	23,400	0
IRMA AMERICA	90,000	90,000	0	0
ISE LABS/IQL	157,772	157,772	0	0
ISEC, INC.	34,854	34,854	0	0
ISOTEC, INC.	21,056	19,938	1,118	0
ISOTOPE PRODUCTS LABORATORIES	52,948	52,948	0	0
ISTA-SYSTEMS, LTD.	53,781	53,781	0	0

Supplier Name	Total \$	SNL/NM \$	SNL/CA \$	NM\$
IT CORP.	3,518,653	3,541,464	(22,811)	3,491,464
IT MASTERS, INC.	1,190	1,190	0	0
ITI ELECTRO OPTICS CORP.	21,080	21,080	0	0
ITT INDUSTRIES NIGHT VISION	14,840	14,840	0	0
ITT INDUSTRIES, INC.	4,098,185	4,096,685	0	0
IXIA	41,799	41,799	0	0
IXRF SYSTEMS, INC.	4,000	4,000	0	0
J&S ELECTRIC CO., INC.	75,953	75,953	0	75,953
JACKSON EQUIPMENT COMPANY	6,500	6,500	0	6,500
JACKSON, DAVID	4,000	4,000	0	4,000
JACO	108,310	108,310	0	0
JAGUAR PRECISION MACHINE CORP.	399,645	399,645	0	399,645
JAMES, DARRYL L.	60,000	60,000	0	0
JANDEL ENGINEERING, LTD.	3,330	0	3,330	0
JANIS RESEARCH CO., INC.	15,085	15,085	0	0
JANOS TECHNOLOGY, INC.	26,778	19,006	7,772	0
JANUS VENTURES	125,000	90,000	35,000	0
JAYCOR	154,341	154,341	0	0
JAYNES CORP.	15,000	15,000	0	15,000
JAZ MANUFACTURING, INC.	44,873	44,873	0	44,873
JCA TECHNOLOGY	64,850	64,850	0	0
JD INSTRUMENTS, LLC	2,000	2,000	0	2,000
JDS UNIPHASE CORP.	8,000	8,000	0	0
JEFFERSON, ROBERT M.	25,000	25,000	0	25,000
JENKINS, CHARLES M.	16,000	16,000	0	16,000
JENMAR VISUAL SYSTEMS	1,500	1,500	0	0
JENOPTIK LASERDIODE GMBH	4,975	4,975	0	0
JENSEN TOOLS, INC.	14,795	6,038	8,757	0
JENSEN, DALLAS H.	40,000	40,000	0	40,000
JEOL USA, INC.	648,759	361,266	287,493	0
JETICO, INC.	40,000	40,000	0	0
JH TECHNOLOGY, INC.	2,700	2,700	0	0
JHN SOFTWARE SERVICES	3,876	3,876	0	0
J-MAR & ASSOCIATES, INC.	2,692	2,692	0	2,692
JOERG, CHARLES F.	27,546	27,546	0	27,546
JOERGER ENTERPRISES, INC.	28,470	28,470	0	0
JOHNS HOPKINS UNIVERSITY	155,000	125,000	30,000	0
JOHNSON CONTROLS WORLD SERVICE, INC.	40,566	0	40,566	0
JOHNSON, GARY A.	30,000	30,000	0	30,000
JOHNSON, GEORGE C.	20,000	0	20,000	0
JOHNSON, HAROLD OPTICAL LABORATORY	2,276	2,276	0	0
JOHNSON, JAY D.	113,000	113,000	0	0
JOHNSTON, KEN	20,000	20,000	0	0
JONES, DURWOOD M.	5,000	5,000	0	0
JONES, ERIKA & ASSOCIATES, INC.	148,711	131,967	16,744	148,711
JONES, HOWARD M.	20,000	20,000	0	20,000
JONES, J. R. CONSTRUCTION CO.	22,200	22,200	0	0
JONES, LOWELL H.	14,000	14,000	0	14,000
JONES, MERRILL C.	25,000	25,000	0	25,000
JONES, ORVAL E.	10,000	10,000	0	10,000
JONES, WILLIAM	9,500	0	9,500	0
JORGENSEN, JAMES L.	216,000	216,000	0	216,000
JOSHI, RAVINDRA P.	10,000	10,000	0	0
JOSTEN'S, INC.	4,208	4,208	0	0
JP ACCELERATOR WORKS, INC.	12,686	12,686	0	12,686
JSR MICROELECTRONICS	3,928	3,928	0	0

Supplier Name	Total \$	SNL/NM \$	SNL/CA \$	NM\$
JTI SYSTEMS, INC.	224,215	224,215	0	224,215
JULABO USA, INC.	13,600	13,600	0	0
JUST DO IT	38,745	38,745	0	0
JWELLES & ASSOCIATES, LLC	24,000	24,000	0	24,000
K & E MANUFACTURING CO.	34,414	34,414	0	0
K & Y DIAMOND, LTD.	17,310	17,310	0	0
K C ASSOCIATES	44,370	44,370	0	0
K D SCIENTIFIC, INC.	2,375	2,375	0	0
K&L MICROWAVE, INC.	17,480	17,480	0	0
K&S INTERCONNECT, INC.	56,008	56,008	0	0
KAGAKU, MIDORI CO., LTD.	1,850	0	1,850	0
KAHN, ROMAN	9,375	9,375	0	0
KAISER FOUNDATION HEALTH PLAN, INC.	2,822,919	0	2,822,919	0
KAISER SYSTEMS, INC.	22,350	22,350	0	0
KAMAN INDUSTRIAL TECHNOLOGIES CORP.	14,898	14,898	0	14,898
KAMIS, INC.	1,000	1,000	0	0
KANE DYNAMICS, INC.	9,000	9,000	0	0
KANE, JOHN W.	120,000	120,000	0	120,000
KANNOLT, JAMES R.	135,000	135,000	0	135,000
KANSAS STATE UNIVERSITY	157,262	157,262	0	0
KAPUR, SHARAD	1,300	1,300	0	0
KARLE, L. COMPANY	1,355	0	1,355	0
KASS, WILLIAM J.	70,000	70,000	0	70,000
KAY ELECTRIC COOPERATIVE	12,236	0	12,236	0
KAZARIANS & ASSOCIATES	29,674	29,674	0	0
KEENER, VANDA E.	5,000	5,000	0	5,000
KEHL, RON ENGINEERING	2,686	564	2,122	0
KEITHLEY INSTRUMENTS, INC.	124,589	79,694	44,895	45,209
KELLER TECHNOLOGY CORP.	267,530	267,530	0	0
KELLES CO., THE	9,950	0	9,950	0
KELLEY, ROLAND M.	130,000	130,000	0	0
KEMO, INC.	3,099	3,099	0	0
KEMPER, DALE	2,000	2,000	0	0
KEMTAH GROUP, INC., THE	5,804,212	5,804,212	0	5,804,212
KENDAL PRECISION MACHINING	55,147	55,147	0	55,147
KENDRO LABORATORY PRODUCTS	3,092	0	3,092	0
KENNING, INC.	9,756	9,756	0	0
KENTECH INSTRUMENTS, LTD.	189,114	189,114	0	0
KENYON, I. ALLAN	10,400	10,400	0	0
KEOPSYS, INC.	122,199	0	122,199	0
KEPCO POWER SUPPLIES, INC.	10,878	10,878	0	10,878
KEPHART, ELISA M.	68,000	68,000	0	68,000
KERBLESKI, GERARD	30,000	30,000	0	30,000
KERLEY, GERALD I.	36,000	36,000	0	0
KERN, GREG CONSULTING	7,400	7,400	0	0
KERR, RICHARD J.	20,000	20,000	0	0
KEVLIN CORP.	75,222	75,222	0	0
KEYENCE CORP. OF AMERICA	75,624	75,624	0	0
KEYES, CONRAD G.	15,000	15,000	0	15,000
KEYES, DAVID ELLIOT	6,000	6,000	0	0
KEYSTONE TECHNOLOGIES, INC.	78,934	78,934	0	78,934
KHANDAN, N. NIRMALA	10,000	10,000	0	10,000
KHARDEKAR, RAHUL VINAY	37,000	0	37,000	0
KHORAL, INC.	12,395	12,395	0	12,395
KIESS, SALLY L.	55,431	55,431	0	0
KIEV INSTITUTE FOR NUCLEAR RESEARCH	26,391	26,391	0	0

Supplier Name	Total \$	SNL/NM \$	SNL/CA \$	NM\$
KILMER, MISHA	1,050	1,050	0	0
KIMBALL PHYSICS, INC.	135,137	135,137	0	0
KIMBALL, KENNETH B.	9,000	9,000	0	9,000
KINECTRICS NORTH AMERICA, INC.	6,000	6,000	0	0
KINESIX CORP.	5,831	5,831	0	0
KINETIC SYSTEMS CORP.	16,650	16,650	0	0
KINETIC SYSTEMS, INC.	3,070	3,070	0	0
KINETICS THERMAL SYSTEMS	18,223	10,123	8,100	0
KING, LARRY CORP.	1,225	1,225	0	0
KING'S COLLEGE LONDON	53,069	53,069	0	0
KIPP & ZONEN	6,411	0	6,411	0
KIRK AIR CO., INC.	482,069	482,069	0	482,069
KISTLER INSTRUMENT CORP.	75,000	75,000	0	0
KJS ASSOCIATES, INC.	8,987	8,987	0	0
KLA-TENCOR CORP.	1,301,051	1,301,051	0	126,000
KLECKNER, H. R. CONSTRUCTION, INC.	2,700	0	2,700	0
KLEIN ENTERPRISES	16,050	16,050	0	16,050
KLOEHN, LTD.	2,290	2,290	0	0
KNF CLEAN ROOM PRODUCTS CORP.	1,548	1,548	0	0
KNIGHT ADVANCED TECHNOLOGY	160,416	0	160,416	0
KNIGHTSBRIDGE PLASTICS, INC.	7,205	0	7,205	0
KNIO, OMAR M.	26,234	0	26,234	0
KNOLL & ASSOCIATES, INC.	33,250	33,250	0	0
KNOTEK, MICHAEL L.	195,000	0	195,000	0
KODLICK, MARTIN R.	35,000	35,000	0	35,000
KOHEN, ELIOT	10,000	10,000	0	10,000
KOHLER, STEWART M.	50,000	50,000	0	50,000
KOLLMANN, WOLFGANG W.	20,000	0	20,000	0
KOLMAR TECHNOLOGIES, INC.	7,350	2,950	4,400	0
KONICA BUSINESS TECHNOLOGIES, INC.	5,043,280	4,983,280	60,000	4,983,280
KONTES GLASS CO.	1,020	1,020	0	0
KONTRON AMERICA	7,427	7,427	0	0
KOPCSAK, GEORGE C.	25,000	25,000	0	0
KOR ELECTRONICS, INC.	243,000	243,000	0	0
KOSKI, JORMAN A.	22,942	22,942	0	22,942
KPMG, LLP	367,989	367,989	0	7,989
KRAMER & ASSOC., INC.	5,244	5,244	0	5,244
KRASNOYARSK	48,835	48,835	0	0
KRAUSE TOOL, INC.	2,000	0	2,000	0
KRAUTKRAMER-BRANSON, INC.	45,495	45,495	0	0
KRAYDEN, INC.	1,738	1,738	0	0
KREISCHER OPTICS, LTD.	2,850	2,850	0	0
KRELL INSTITUTE, THE	206,383	206,383	0	0
KRENZ, KEVIN DEAN	10,000	0	10,000	0
KREPON, MICHAEL	25,000	25,000	0	0
K-SPACE ASSOCIATES, INC.	9,395	9,395	0	0
KTECH CORP.	26,152,918	26,152,918	0	26,152,918
KULICKE & SOFFA INDUSTRIES, INC.	350,389	242,089	108,300	0
KULITE SEMICONDUCTOR PRODUCTS, INC.	3,483	3,483	0	0
KURASHINA, YUKO	2,000	2,000	0	0
KURCHATOV INSTITUTE	11,222,227	11,222,227	0	0
KURT'S CAMERA CORRAL, INC.	123,730	123,730	0	123,730
KUSZMAUL, JOEL	9,000	9,000	0	0
KYLMAR KMC, LTD.	32,143	32,143	0	0
KYOCERA AMERICA, INC.	375,599	375,599	0	0
KZK POWDER TECHNOLOGIES CORP.	1,448	1,448	0	0

Supplier Name	Total \$	SNL/NM \$	SNL/CA \$	NM\$
L & W RESEARCH, INC.	582,450	582,450	0	0
L&M TECHNOLOGIES, INC.	12,846,684	12,846,684	0	12,846,684
L3 COMMUNICATIONS CORP.	2,280,076	2,280,076	0	0
L3 COMMUNICATIONS ELECTRODYNAMICS	2,120	2,120	0	0
L3 COMMUNICATIONS NARDA MICROWAVE	29,350	29,350	0	0
L-3 COMMUNICATIONS TELEMETRY & INSTRUMENTATION	12,770	12,770	0	0
LAB SAFETY SUPPLY, INC.	5,024	5,024	0	0
LABORATORY EQUIPMENT CO.	1,430	0	1,430	0
LABSPHERE, INC.	4,055	4,055	0	0
LAFON, ROBERT E.	2,508	0	2,508	0
LAGASSE, ROBERT	20,000	20,000	0	20,000
LAI, MING CHIA DANIEL	17,700	0	17,700	0
LAING, JOHN R.	98,166	98,166	0	98,166
LAIRD TECHNOLOGIES	1,980	1,980	0	0
LAIRD TELEMEDIA	7,665	7,665	0	0
LAKE SHORE CRYOTRONICS, INC.	1,105	1,105	0	0
LAM OPTICS, INC.	4,500	0	4,500	0
LAM RESEARCH, INC.	46,746	46,746	0	0
LAMBDA EMI, INC.	3,923	3,923	0	0
LAMBDA RESEARCH CORP	24,325	24,325	0	0
LAMBRECHT, KARL CORP.	1,320	1,320	0	0
LANCO INTERNATIONAL	2,376	2,376	0	0
LANDERGREN, O. W., INC.	3,028	3,028	0	0
LANDGREBE, ALBERT R.	4,000	4,000	0	0
LANDSCAPE FORMS, INC.	19,467	0	19,467	0
LANE, EDWARD L.	7,000	7,000	0	7,000
LAPMASTER INTERNATIONAL	3,160	3,160	0	0
LAPPIN, MARGUERITE M.	16,800	16,800	0	16,800
LARSEN, EDWARD W.	10,942	10,942	0	0
LARSON ELECTRONIC GLASS	2,500	2,500	0	0
LARSON, L. J. CONSTRUCTION, INC.	72,000	72,000	0	0
LASER COMPONENTS INSTRUMENTS GROUP, INC.	4,766	0	4,766	0
LASER DIODES, INC.	17,000	17,000	0	0
LASER DRIVE, INC.	12,480	12,480	0	0
LASER FARE	14,715	14,715	0	0
LASER LIFE TECHNOLOGIES	41,247	0	41,247	0
LASERSHARP SERVICES, LLC	6,784	6,784	0	0
LASHEN ELECTRONICS, INC.	13,001	0	13,001	0
LASON	24,903	24,903	0	24,903
LATHROP, JOHN FARGO	33,600	0	33,600	0
LAUTERBACH, INC.	34,577	34,577	0	0
LAVERNIR TECHNOLOGY	7,000	7,000	0	0
LAVERNIA, ENRIQUE	57,335	0	57,335	0
LAW, AVERILL M. & ASSOCIATES	19,450	19,450	0	0
LAW, CHUNG K.	2,700	0	2,700	0
LAWRENCE, MARC INTERIORS, INC.	3,585	0	3,585	0
LAWSON DRAYAGE, INC.	8,955	0	8,955	0
LAYNE ENVIRONMENTAL SERVICES	7,000	7,000	0	0
LCMF, INC.	25,000	25,000	0	0
LE MAS, LTD.	2,490	2,490	0	0
LEADBETTER, A. C. & SON, INC.	150,000	0	150,000	0
LEARNING AS LEADERSHIP	25,500	25,500	0	0
LEARNING TREE INTERNATIONAL USA, INC.	534,634	534,634	0	0
LEBOW CO.	6,225	6,225	0	0
LEBOW PRODUCTS, INC.	20,779	20,779	0	0

Supplier Name	Total \$	SNL/NM \$	SNL/CA \$	NM\$
LECHEL, INC.	60,000	60,000	0	60,000
LECROY CORP.	129,309	129,309	0	0
LEE, CHARLES S.	95,000	95,000	0	95,000
LEE, DAVID O.	15,000	15,000	0	15,000
LEFRANCOIS, MICHAEL D.	16,000	16,000	0	16,000
LEGATO SYSTEMS, INC.	756,681	750,000	6,681	0
LEHIGH UNIVERSITY	40,000	40,000	0	0
LEICA MICROSYSTEMS, INC.	232,518	232,518	0	0
LELAND STANFORD JUNIOR UNIVERSITY, THE BOARD OF TRUSTEES OF THE	70,000	0	70,000	0
LENEL SYSTEMS, INC.	13,160	13,160	0	0
LENIA	3,190	3,190	0	0
LENOX LASER	65,553	65,553	0	0
LEO ELECTRON MICROSCOPY	32,825	32,825	0	0
LEONARD, CHARLES M., JR.	25,000	0	25,000	0
LESKER, KURT J. CO.	67,147	65,554	1,593	0
LEUPOLD & STEVENS, INC.	92,764	92,764	0	0
LEWIS, RUDOLPH D.	62,197	62,197	0	62,197
LEXIS-NEXIS	15,000	15,000	0	0
LEYBOLD VACUUM PRODUCTS, INC.	43,476	43,476	0	0
LICOR, INC.	1,080	1,080	0	0
LIEBENBERG, JOHN W.	50,000	0	50,000	0
LIEBERT CORP.	72,028	72,028	0	0
LIFT EQUIPMENT CERTIFICATION CO.	7,000	7,000	0	0
LIGHTNING PROTECTION CORP.	31,825	31,825	0	0
LIGHTWAVE ELECTRONICS CORP.	13,282	4,692	8,590	0
LIM & ORZECZOWSKI ASSOCIATES	55,000	0	55,000	0
LIMCO AIREPAIR, INC.	67,658	67,658	0	0
LIMIT POINT SYSTEMS	336,324	0	336,324	0
LIMO GMBH	14,572	14,572	0	0
LIN, HIS-CHE	57,860	0	57,860	0
LINAC SYSTEMS	5,700	5,700	0	5,700
LINDBERG BLUE M	19,420	19,420	0	0
LINDGREN RF ENCLOSURES, INC.	25,092	25,092	0	0
LINDO SYSTEMS, INC.	4,480	4,480	0	0
LINEAR TECHNOLOGY CORP.	115,347	115,347	0	115,347
LINTHICUM, GAYE L.	24,999	24,999	0	24,999
LINUX NETWORKX	160,461	0	160,461	0
LISTA INTERNATIONAL CORP.	17,606	17,606	0	0
LITEWAY, INC.	6,820	6,820	0	0
LITHUANIAN ENERGY INST MATERIALS RESEARCH & TESTING LAB	100,071	100,071	0	0
LITTLE YORK INDUSTRIES, INC.	5,975	0	5,975	0
LITTLE, ARTHUR D., INC.	35,847	35,847	0	0
LITTLE, ROBERT D.	60,000	60,000	0	0
LITTLEJOHN, DOMENICI, INC.	4,500	4,500	0	4,500
LITTON AIRTRON	34,469	34,469	0	0
LITTON SYSTEMS, INC.	608,700	608,700	0	0
LIU, JIEYI	3,000	3,000	0	0
LIVERMORE-DUBLIN DISPOSAL	20,000	0	20,000	0
LIVESAY CONSULTANTS, INC.	10,000	10,000	0	0
LIVINGSTON ASSOCIATES, PC	50,000	50,000	0	50,000
LLC SPE "SPEKTR-CONVERSION"	40,420	40,420	0	0
LMS NORTH AMERICA	18,568	18,568	0	0
LND, INC.	10,550	10,550	0	0
LOBITZ, DONALD	70,624	70,624	0	70,624

Supplier Name	Total \$	SNL/NM \$	SNL/CA \$	NM\$
LOCKHEED MARTIN ASTRONAUTICS	39,000	39,000	0	0
LOCKHEED MARTIN CORP.	350,920	350,920	0	0
LOCKHEED MARTIN NAVAL ELEC & SURV SYSTEMS	68,632	68,632	0	0
LOCKHEED MARTIN TECHNICAL OPERATIONS	151,060	0	151,060	0
LOCKHEED MARTIN UNDERSEA SYSTEMS	23,546	0	23,546	0
LOCKWOOD-GREENE TECHNOLOGIES	165,517	165,517	0	165,517
LOCTITE CORPORATION	9,580	9,580	0	0
LOFTIS, CHARLES D.	25,000	25,000	0	0
LOGICAL APPS, INC.	20,400	20,400	0	0
LOGICAL DATA SOLUTIONS, INC.	9,000	0	9,000	0
LOGITECH	179,945	179,945	0	0
LOH OPTICAL MACINERY, INC.	5,438	5,438	0	0
LONG BAR GRINDING, INC.	2,666	2,666	0	0
LONG, DAVID E.	1,330	1,330	0	0
LONGITUDE 122 WEST, INC.	54,680	4,680	50,000	0
LORANGER INTERNATIONAL CORP.	16,645	16,645	0	0
LORE INTERNATIONAL INSTITUTE	40,100	40,100	0	0
LOS ALAMOS TECHNICAL ASSOCIATES, INC.	323,686	323,686	0	323,686
LOTTO TECHNOLOGIES, INC.	72,161	72,161	0	72,161
LOUISIANA TECH UNIVERSITY	46,908	46,908	0	0
LPA	3,970	3,970	0	0
LSI COMPUTER SYSTEMS, INC.	1,413	1,413	0	0
LTD CERAMICS	1,200	1,200	0	0
LTD UNLIMITED	126,959	125,209	1,750	126,959
LUBIN, L. J., INC.	1,117,045	1,117,045	0	1,117,045
LUCAS SIGNATONE CORP.	104,961	104,961	0	0
LUCENT TECHNOLOGIES	2,910,894	2,560,141	350,753	8,510
LUDLUM MEASUREMENTS, INC.	31,300	31,300	0	0
LUKE, THOM SALES, INC.	3,869	3,869	0	0
LUMINA CORP.	10,205	10,205	0	0
LUMINEX SOFTWARE, INC.	71,589	71,589	0	0
LUMISTAR, LLC	23,500	0	23,500	0
LUMISTAR, LLC	129,600	129,600	0	0
LUNA, ROBERT E.	75,000	75,000	0	75,000
LUNAIRE, LIMITED	49,139	44,964	4,175	0
LUXEL CORP.	10,000	10,000	0	0
LUXTRON CORP.	33,564	33,564	0	0
LVB DESIGN, INC.	43,100	43,100	0	43,100
LYONS, JAMES E.	10,000	10,000	0	10,000
LYONS, LIONEL D.	2,000	0	2,000	0
M CUBED TECHNOLOGIES, INC.	1,000	1,000	0	0
M&K ENTERPRISE	15,300	15,300	0	0
M&M SPECIALTIES, INC.	13,516	13,516	0	0
M&S ELECTRONICS	10,035	10,035	0	0
M2 CONSULTING	8,000	8,000	0	0
MAC TECHNOLOGY, INC.	1,242	1,242	0	0
MAC TRAINERS, THE	22,000	0	22,000	0
MAC WAREHOUSE	1,534	0	1,534	0
MACCOR, INC.	18,750	0	18,750	0
MACHINING SOLUTIONS	102,273	102,273	0	102,273
MACMALL HARDWARE	2,463	2,463	0	0
MACROLINK, INC.	4,590	4,590	0	0
MACROOPTICA, LTD.	60,000	60,000	0	0
MADSEN, DAVID	10,000	10,000	0	10,000
MAG TAPE SERVICES	96,000	0	96,000	0
MAGNET SALES & MANUFACTURING CO., INC.	33,615	33,615	0	0

Supplier Name	Total \$	SNL/NM \$	SNL/CA \$	NM\$
MAGNUM PRECISION MACHINES, INC.	1,023,968	1,023,968	0	1,023,968
MAIN CORRIDOR, INC.	3,500	3,500	0	0
MAINSCAPE	12,600	12,600	0	12,600
MALENFANT, RICHARD	3,000	3,000	0	3,000
MALOY MOBILE STORAGE	72,125	72,125	0	72,125
MAMMOTH MOUNTAIN SELF STORAGE	1,170	1,170	0	0
MANAGEMENT CONCEPTS, INC.	99,596	87,606	11,990	0
MANAGEMENT SOLUTIONS, LLC	164,600	164,600	0	0
MANAGEMENT SYSTEM DESIGNERS, INC.	241,556	241,556	0	0
MANHATTAN CONSTRUCTION CO.	15,000	15,000	0	0
MANTECH AEGIS RESEARCH CORP.	258,613	258,613	0	0
MANUFACTURING TECHNOLOGIES, INC.	5,103	5,103	0	5,103
MANUFACTURING TECHNOLOGY, INC.	354,085	0	354,085	0
MARCO STEEL & ALUMINUM, INC.	169,665	169,665	0	169,665
MARK SYSTEMS, INC.	3,695	3,695	0	0
MARLOW, KEITH W.	80,000	80,000	0	80,000
MARPET ENTERPRISES	20,810	20,810	0	0
MARTIN, DAVID T.	6,000	6,000	0	0
MARTIN, JOHN	71,300	71,300	0	0
MARTIN, LAURENCE W.	10,000	0	10,000	0
MARTIN, ROBERT W.	2,000	2,000	0	0
MARTIN, THOMAS H.	18,000	18,000	0	18,000
MARTIN, WILLIAM R.	8,000	8,000	0	0
MARTINEZ CUSTOM TRAILERS, INC.	40,000	0	40,000	40,000
MARYLAND MPC, LLL	5,600	5,600	0	0
MASCHMANN'S INSTRUMENT TECHNOLOGY	10,000	10,000	0	0
MASI, JAMES V.	17,000	17,000	0	0
MASS PERFECTION, INC.	4,000	4,000	0	4,000
MASSACHUSETTS INSTITUTE OF TECHNOLOGY	717,891	667,891	50,000	0
MASSEY, RICHARD	6,000	6,000	0	0
MATERIALS RESEARCH CORP.	32,250	32,250	0	0
MATERIALS SYSTEMS, INC.	92,100	92,100	0	0
MATHESON TRI-GAS	112,500	112,500	0	127,500
MATHEWS, FLOYD H.	75,000	75,000	0	75,000
MATHWORKS, INC., THE	227,440	204,584	22,856	0
MATRA BAE DYNAMICS UK, LIMITED	114,111	114,111	0	0
MATRIX ABSENCE MANAGEMENT, INC.	105,551	0	105,551	0
MATRIX ENGINEERING, INC.	27,039	12,160	14,879	0
MATRIX INTEGRATED SYSTEMS, INC.	37,103	37,103	0	0
MATRIXONE, INC.	306,882	306,882	0	0
MATTHEWS, GRAHAM & ASSOCIATES	27,026	0	27,026	0
MATTSON TECHNOLOGY	20,111	20,111	0	0
MAURY MICROWAVE CORP.	12,610	12,610	0	0
MAXIMUM THROUGHPUT, INC.	183,286	183,286	0	0
MAXIMUS ASSET SOLUTIONS	13,400	13,400	0	0
MAYAK PRODUCTION ASSOCIATION	3,600	3,600	0	0
MAYARAM, KARTIKEYA	1,050	1,050	0	0
MC MACHINERY SYSTEMS	12,818	0	12,818	0
MC3, INC.	8,500	8,500	0	8,500
MCALLISTER TECHNICAL SERVICES	16,310	16,310	0	0
MCANDREW, COLIN C.	1,050	1,050	0	0
MCAVOY, RICHARD D.	1,000	1,000	0	1,000
MCBRIDE & ASSOCIATES, INC.	1,278,171	1,278,171	0	1,278,171
MCCLINTIC RDM, INC.	10,425	10,425	0	10,425
MCCORMICK SELPH, INC.	578,702	578,702	0	0
MCCOY, DONALD L.	10,000	10,000	0	10,000

Supplier Name	Total \$	SNL/NM \$	SNL/CA \$	NM\$
MCCULLOCH, WILLIAM H.	22,500	22,500	0	22,500
MCDANIEL, CHARLES	10,000	10,000	0	0
MCDANIEL, FLOYD D.	25,000	25,000	0	0
MCDONALD, KANDICE A.	2,754	2,754	0	2,754
MCDONALD, M. BRIAN	2,900	2,900	0	2,900
MCDONNELL-DOUGLAS CORP.	154,853	154,853	0	0
MCDOWELL, DAVID	20,000	0	20,000	0
MCE-KDI	6,750	6,750	0	0
MCFATE, PATRICIA	15,000	15,000	0	15,000
MCI WORLDCOM COMMUNICATIONS, INC.	25,000	25,000	0	0
MCKINNEY-JAMES, ROSE	1,625	1,625	0	0
MCKOWN-BELANGER ASSOCIATES, PC	17,799	17,799	0	17,799
MCLAY, ROBERT	46,865	46,865	0	0
MCMASTER-CARR SUPPLY CO.	6,333	6,143	190	0
MCNAMARA, TIMOTHY W.	8,000	8,000	0	8,000
MCNEIL TECHNOLOGIES, INC.	142,050	142,050	0	0
MCRAE, GREGORY J.	3,602	0	3,602	0
MCSI, INC.	179,506	68,309	111,197	0
MCT INDUSTRIES, INC.	12,210	12,210	0	12,210
MDC VACUUM PRODUCTS CORP.	57,030	47,530	9,500	0
MDL INFORMATION SYSTEMS, INC.	50,875	50,875	0	0
MEADOWLARK OPTICS	1,200	1,200	0	0
MEASUREMENT TECHNOLOGY LAB (MTL)	5,000	5,000	0	0
MEASUREMENTS GROUP, INC.	2,520	2,520	0	0
MEASUREMENTS INTERNATIONAL, INC.	76,811	76,811	0	0
MECHANICAL DYNAMICS, INC.	45,210	45,210	0	0
MECHANICAL SOLUTIONS, INC.	340,000	340,000	0	340,000
MECHDYNE CORP.	291,249	0	291,249	0
MEDIA MAGNETICS	63,870	0	63,870	0
MEDTRONIC PHYSIO CONTROL	8,024	8,024	0	0
MEGAHAUS	3,091	3,091	0	0
MEGERLE, MARCUS VALENTIN	28,000	0	28,000	0
MEGGAFLASH TECHNOLOGIES, LTD.	25,480	25,480	0	0
MEHRHOFF, THOMAS K.	38,400	38,400	0	0
MEI RESEARCH CORP.	4,808	0	4,808	0
MEIRON, DANIEL I.	6,000	6,000	0	0
MEISEI CORP.	6,074	6,074	0	0
MELINS COMMERCIAL REFRIGERATION	3,000	0	3,000	0
MELLANOX TECHNOLOGIES, INC.	46,500	0	46,500	0
MELLER OPTICS, INC.	23,330	23,330	0	0
MELVILLE, ROBERT	1,500	1,500	0	0
MEMC ELECTRONIC MATERIALS, INC.	1,029,840	1,029,840	0	0
MEMEX, INC.	2,475	2,475	0	0
MENDEL, CLIFFORD W.	9,000	9,000	0	9,000
MENTOR GRAPHICS CORP.	603,479	545,935	57,544	0
MERANT, INC.	84,353	84,353	0	0
MERCER, WILLIAM M., INC.	200,000	200,000	0	200,000
MERCURY COMPUTER SYSTEMS, INC.	261,612	261,612	0	0
MERCURY INTERACTIVE CORP.	50,000	50,000	0	0
MERCURY PRECISION, INC.	10,061	0	10,061	0
MERCURY WIRE PRODUCTS, INC.	1,393	1,393	0	0
MERIDIAN LAB	9,000	0	9,000	0
MERKEL, MELVIN A.	10,000	10,000	0	0
MERRICK & CO.	419,403	419,403	0	419,403
MERRIMAC INDUSTRIES, INC.	8,975	8,975	0	0
MERRY MAIDS	2,000	0	2,000	0

Supplier Name	Total \$	SNL/NM \$	SNL/CA \$	NM\$
MESA EQUIPMENT & SUPPLY CO.	666,934	666,934	0	666,934
MESA REPROGRAPHICS	158,633	158,633	0	158,633
MESA WEST, INC.	49,900	0	49,900	0
MESOSYSTEMS TECHNOLOGY, INC.	12,000	0	12,000	0
MET MEDICAL EXTRUSION TECHNOLOGIES	5,720	5,720	0	0
MET ONE INSTRUMENTS, INC.	24,013	12,738	11,275	0
METAL MART, INC.	170,665	170,665	0	0
METAL TECHNOLOGY, INC.	22,173	22,173	0	0
METALLOGRAPHIC LABORATORY SERVICE	8,000	0	8,000	0
METCUT RESEARCH INC	8,345	8,345	0	0
METEOR, INC.	1,198	1,198	0	0
METEOROLOGICAL PRODUCTS, INC.	10,125	10,125	0	0
METRIC EQUIPMENT SALES, INC.	1,070	1,070	0	0
METRON TECHNOLOGY, INC.	240,207	240,207	0	90,357
METROPOLITAN LIFE	254,330	254,330	0	0
METRUM DATATAPE, INC.	389,749	0	389,749	0
METTLER-TOLEDO, INC.	23,402	23,402	0	0
MEWHINNEY, JAMES A.	6,110	6,110	0	6,110
MEYER, BRIAN	5,000	0	5,000	0
MEYERS, CRAIG A.	44,000	44,000	0	0
MEYERS, W. F., INC.	8,720	8,720	0	0
MGE UPS SYSTEMS	9,426	9,426	0	0
MICHIGAN STATE UNIVERSITY	49,005	49,005	0	0
MICHIGAN TECHNOLOGICAL UNIVERSITY	65,451	65,451	0	0
MICKLOS, ANDREW	73,000	73,000	0	0
MICRO AGE	2,820	2,820	0	2,820
MICRO AND NANO TECHNOLOGY EDUCATIONAL FOUN	25,000	25,000	0	0
MICRO LAMBDA WIRELESS, INC.	2,640	2,640	0	0
MICRO MATERIALS, LIMITED	1,960	1,960	0	0
MICRO TECH INSTRUMENTS, INC.	21,553	21,553	0	0
MICRO WEST SOFTWARE SYSTEMS, INC.	1,100	0	1,100	0
MICROCHEM CORP.	4,630	4,490	140	0
MICROCIRCUIT ENGINEERING CORP.	15,101	15,101	0	0
MICRODYNE COMMUNICATION TECHNOLOGIES	90,512	90,512	0	0
MICROFAB TECHNOLOGIES, INC.	20,350	20,350	0	0
MICROLAB FXR	1,650	1,650	0	0
MICROMASS, INC.	117,637	0	117,637	0
MICROMEDEX, INC.	14,528	0	14,528	0
MICROMERITICS INSTRUMENT CORP.	3,323	3,323	0	0
MICROMETALS, INC.	1,136	1,136	0	0
MICRO-MODE PRODUCTS, INC.	154,565	154,565	0	0
MICRO-OPTICS, INC.	4,400	0	4,400	0
MICROPATENT	25,000	25,000	0	0
MICROSCOPE DOCTOR	1,134	1,134	0	1,134
MICROSEMI CORP.	136,816	136,816	0	0
MICROSEMI MICROWAVE PRODUCTS	3,019	3,019	0	0
MICROSENSOR SYSTEMS, INC.	149,825	7,275	142,550	0
MICROSOFT CORP.	203,703	203,703	0	0
MICROSTAR LABORATORIES, INC.	32,465	32,465	0	0
MICROSTOCK, INC.	2,529	2,529	0	0
MICROSYSTEMS, INC.	11,200	11,200	0	0
MICROTEK SYSTEMS INTERNATIONAL	10,830	10,830	0	0
MICROWAREHOUSE, INC.	62,973	55,829	7,144	0
MICROWAVE CIRCUITS, INC.	2,430	2,430	0	0
MICROWAVE DEVELOPMENT CO.	13,590	13,590	0	0
MICROWAVE DEVELOPMENT LABORATORIES, INC.	5,350	5,350	0	0

Supplier Name	Total \$	SNL/NM \$	SNL/CA \$	NM\$
MICROWAY	47,265	45,375	1,890	0
MICROWAY SYSTEMS	117,504	117,504	0	0
MIDEAST ALUMINUM DIVISION	8,100	8,100	0	0
MIKRON BOSTOMATIC CORP.	2,083	2,083	0	0
MIKRON INSTRUMENT CO.	11,000	11,000	0	0
MILETUS ASSOCIATES, INC.	285,000	285,000	0	285,000
MILLENNIUM TECHNOLOGIES INTERNATIONAL, INC.	50,000	50,000	0	0
MILLER BONDED, INC.	3,314	3,314	0	3,314
MILLER DESIGN & EQUIPMENT, INC.	4,100	4,100	0	0
MILLER DESK	1,922	1,922	0	0
MILLER, HERMAN, INC.	61,309	61,309	0	0
MILLER, KATHRYN S.	6,000	6,000	0	6,000
MILLIPORE CORP.	9,544	9,544	0	0
MILLPACK, INC.	23,900	23,900	0	0
MIL-SPEC MAGNETICS, INC.	227,800	227,800	0	0
MINCO TECHNOLOGY LABS, INC.	1,358	1,358	0	0
MINIATURE PRODUCTS	13,550	13,550	0	13,550
MINNESOTA MINING & MANUFACTURING CO.	4,833	4,833	0	0
MINOLTA BUSINESS SOLUTIONS	14,359	0	14,359	0
MINOLTA BUSINESS SYSTEMS, INC.	17,891	0	17,891	0
MISSION RESEARCH CORP.	1,509,525	1,324,217	185,308	470,160
MISSION TECHNOLOGY, INC.	5,713	5,713	0	0
MITCO INDUSTRIES, INC.	20,550	20,550	0	0
MITEQ, INC.	154,055	154,055	0	0
MITSUBISHI HEAVY INDUSTRIES, LTD.	13,500	13,500	0	0
MITSUBISHI MATERIALS USA CORP.	3,000	3,000	0	0
MJ SALES, INC.	3,800	3,800	0	0
MKS ASTEX PRODUCTS GROUP	26,402	26,402	0	0
MKS INSTRUMENTS, INC.	11,334	55	11,279	0
MKS/HPS PRODUCTS	20,962	20,962	0	0
MOBILE MODULAR MANAGEMENT CORP.	22,712	0	22,712	0
MOBILE PLANET, INC.	2,260	2,260	0	0
MODEC, INC.	20,000	0	20,000	0
MODEL PRODUCTS, INC.	42,204	42,204	0	42,204
MODEL TECHNOLOGY, INC.	136,692	100,054	36,638	0
MODERN COMPANY	1,698	1,698	0	1,698
MODULAR INTEGRATED TECHNOLOGIES, INC.	99,000	99,000	0	0
MOLECULAR IMAGING	403,921	228,921	175,000	0
MOLINA-HORN, TONI	20,000	20,000	0	20,000
MONARCH MACHINE TOOL, INC.	5,041	5,041	0	0
MONCKTON'S MACHINE TOOLS, INC.	59,318	59,318	0	0
MONEY PROCESSING SYSTEMS, INC.	5,641	5,641	0	5,641
MONITOR OUTLET, THE	4,315	4,315	0	0
MONOMER-POLYMER & DAJAC LABORATORIES, INC.	1,819	0	1,819	0
MONTEREY INSTITUTE OF INTERNATIONAL STUDIES	8,022	8,022	0	0
MONTOYA, TED V.	20,000	20,000	0	20,000
MONTY PROGRAM KB	1,170	1,170	0	0
MOODY, H. ENTERPRISES	50,000	50,000	0	0
MOOG, INC.	198,620	198,620	0	0
MOORE MEDICAL CORP.	4,258	4,258	0	0
MORGAN ADVANCED CERAMICS	39,280	30,572	8,708	0
MORGAN BUILDINGS & SPAS, INC.	9,268	9,268	0	9,268
MORGAN ELECTRO CERAMICS	4,435	4,435	0	0
MORGAN, DON	5,145,613	5,145,613	0	5,145,613
MORRIS, MARVIN E.	25,000	25,000	0	25,000
MORROW, BETTY M.	8,000	8,000	0	8,000

Supplier Name	Total \$	SNL/NM \$	SNL/CA \$	NM\$
MORSE ASSOCIATES, INC.	20,013	20,013	0	0
MOSIS SERVICE, THE	147,292	147,292	0	0
MOSS METRICS	14,000	14,000	0	14,000
MOTIENT	3,100	3,100	0	0
MOTOROLA, INC.	719,027	660,139	58,888	655,139
MOUNTAIN GROUP INTERNATIONAL, INC.	60,000	60,000	0	0
MOXTEK	30,000	30,000	0	0
MOY, TIMOTHY D., PHD	111,999	111,999	0	111,999
MP ENVIRONMENTAL SERVICES, INC.	25,000	0	25,000	0
MPC DESIGN TECHNOLOGIES, INC.	55,897	55,897	0	55,897
MPC PRODUCTS CORP.	232,170	232,170	0	0
MPI SOFTWARE TECHNOLOGY, INC	25,610	0	25,610	0
MPT POLYMERS, INC.	1,000	0	1,000	0
MRL INDUSTRIES	19,485	19,485	0	0
MSC INDUSTRIAL SUPPLY CO.	17,960	17,960	0	0
MSC SOFTWARE CORP.	14,203	14,203	0	0
MSE TECHNOLOGY APPLICATIONS, INC.	3,000	3,000	0	0
MTI INSTRUMENTS, INC.	18,336	10,635	7,701	0
MTS SYSTEMS CORP.	403,787	292,825	110,962	0
MULLER, KRISTIN LINDLEY	1,000	1,000	0	0
MULTI-MEDIA SOLUTIONS, INC.	17,408	0	17,408	0
MUNICH INNOVATIVE BIOMATERIALS GMBH	1,629	0	1,629	0
MV INDUSTRIES, INC.	6,599,658	6,599,658	0	6,599,658
MVP ARCHITECTURE	25,000	0	25,000	0
MVS USA, INC.	1,400	1,400	0	0
MWS WIRE INDUSTRIES	1,700	1,700	0	0
MYKROLIS CORP.	10,197	10,197	0	0
MYRE, WILLIAM C.	20,000	20,000	0	20,000
MYRICOM	756,019	715,388	40,631	0
N H RESEARCH, INC.	98,000	98,000	0	0
NAGASE CALIFORNIA CORP.	1,450	1,450	0	0
NANOFAST	46,080	46,080	0	0
NANOFOCUS	39,045	39,045	0	0
NANOMETER TECHNOLOGIES	10,740	0	10,740	0
NANOMETRICS	3,153	726	2,427	0
NANOPOWDER ENTERPRISES, INC.	1,000	0	1,000	0
NANOSTRUCTURES, INC.	5,000	0	5,000	0
NANOTECHNOLOGIES, INC.	2,000	2,000	0	0
NAPTECH TEST EQUIPMENT, INC.	41,850	41,850	0	0
NAS INTERPLEX, INC.	10,894	10,894	0	0
NASH, STEPHEN	1,200	0	1,200	0
NATIONAL AMERICAN UNIVERSITY	3,550	3,550	0	3,550
NATIONAL APERTURE, INC.	2,908	2,908	0	0
NATIONAL ARNOLD MAGNETICS	1,226	1,226	0	0
NATIONAL ATOMIC MUSEUM FOUNDATION	100,000	100,000	0	100,000
NATIONAL COALITION FOR ADVANCED MANUFACTURING	129,000	129,000	0	0
NATIONAL COMPUTER SYSTEMS	1,031	1,031	0	0
NATIONAL FORGE CO.	378,863	363,213	15,650	0
NATIONAL HYDROGEN ASSOCIATION	24,900	0	24,900	0
NATIONAL INSTITUTE OF STANDARD & TECH	2,000	0	2,000	0
NATIONAL INSTRUMENTS	131,236	124,440	6,796	131,236
NATIONAL INSTRUMENTS CORP.	421,410	346,943	74,467	0
NATIONAL JEWISH MEDICAL AND RESEARCH CENTER	24,000	20,000	4,000	0
NATIONAL NUCLEAR CORP.	5,252	5,252	0	5,252
NATIONAL RESEARCH COUNCIL CANADA	19,835	19,835	0	0

Supplier Name	Total \$	SNL/NM \$	SNL/CA \$	NM\$
NATIONAL SCIENTIFIC CENTER	9,000	9,000	0	0
NATIONAL TECHNICAL SYSTEMS	24,300	24,300	0	0
NATIONAL TECHNOLOGICAL UNIVERSITY	50,000	50,000	0	0
NATIONAL X-RAY CORP.	1,500	1,500	0	0
NATURE CONSERVANCY, THE	50,098	50,098	0	0
NAVARRO MACHINE	5,658	5,658	0	5,658
NAVICPMART	6,740	6,740	0	0
NAVIDEC, INC.	29,500	29,500	0	0
NCAL COMPUTER SOURCE	18,724	0	18,724	0
NEARY, THOMAS H.	2,000	2,000	0	0
NEELEY SUPPLY	15,000	15,000	0	15,000
NEKTON RESEARCH, LLC	565,040	565,040	0	0
NEL AMERICA, INC.	2,860	2,860	0	0
NEL LABORATORIES	16,000	16,000	0	0
NELIGH, GORDON L.	15,000	15,000	0	0
NELSON, DENNIS B.	14,000	0	14,000	0
NELSON, DREW V.	6,778	0	6,778	0
NEODIGM SYSTEMS, INC.	10,000	10,000	0	0
NESBITT, NANCY F.	50,000	50,000	0	0
NESCO, INC.	15,989	0	15,989	0
NET SOURCE, INC.	24,008	18,236	5,772	0
NETCOM MANAGEMENT GROUP, INC.	5,327	5,327	0	5,327
NETGAIN CORP.	5,000	5,000	0	0
NETIQ CORP.	18,761	18,761	0	0
NETMERCURY	25,200	25,200	0	25,200
NETSCAN PUBLISHING, INC.	3,500	3,500	0	0
NETT TECHNOLOGIES	2,367	0	2,367	0
NETTEST NORTH AMERICA, INC.	4,400	4,400	0	0
NETWORK APPLIANCE, INC.	16,110	16,110	0	0
NETWORK ARCHITECTS	74,057	74,057	0	74,057
NETWORKS, INC	24,999	24,999	0	24,999
NETZSCH, INC.	104,915	104,915	0	0
NEUTRAL POSTURE ERGONOMICS, INC.	7,303	7,303	0	7,303
NEVADA NUCLEAR ASSOCIATES, INC.	6,350	6,350	0	0
NEW BRUNSWICK SCIENTIFIC CO., INC.	87,180	0	87,180	0
NEW FOCUS, INC.	69,312	63,134	6,178	0
NEW HORIZON ELECTRONICS	2,167	2,167	0	0
NEW HORIZONS COMPUTER LEARNING CENTER	20,000	0	20,000	0
NEW MEXICO INSTITUTE OF MINING & TECHNOLOGY	1,112,241	1,112,241	0	1,112,241
NEW MEXICO MEP	762,386	762,386	0	762,386
NEW MEXICO MILLWRIGHT	35,460	35,460	0	35,460
NEW MEXICO PRODUCTS, INC.	4,108	4,108	0	4,108
NEW MEXICO RESONANCE	58,797	58,797	0	58,797
NEW MEXICO STATE UNIVERSITY, REGENTS OF	987,818	987,818	0	987,818
NEW WAVE RESEARCH, INC.	667,974	667,974	0	0
NEWAGE TESTING INSTRUMENTS, INC.	2,000	2,000	0	0
NEWARK ELECTRONICS CORP.	533,419	528,085	5,334	0
NEWCOMB CO., INC.	4,995	4,995	0	0
NEWMAN, WALLACE E.	57,500	57,500	0	57,500
NEWPORT CORP.	496,167	496,167	0	0
NEWPORT ELECTRONICS	2,180	2,180	0	0
NEWPORT RESEARCH CORP.	224,235	224,235	0	0
NEWPORT SCIENTIFIC, INC.	28,666	28,666	0	0
NEX COMPUTERS, INC.	14,305	0	14,305	0
NEXUS TECHNICAL SERVICES CORP.	26,171	26,171	0	0
NEY, J. M. COMPANY	8,503	8,503	0	0

Supplier Name	Total \$	SNL/NM \$	SNL/CA \$	NM\$
NEY, JAMES F.	10,000	10,000	0	10,000
NICHIA CORP.	56,500	0	56,500	0
NICKELL, WILLIAM C.	20,000	20,000	0	20,000
NICOL, DAVID M.	32,000	0	32,000	0
NICOLAY, BILL	35,000	0	35,000	0
NICOLET INSTRUMENT TECHNOLOGIES, INC.	47,868	25,180	22,688	0
NICOLETTI-FLATER ASSOCIATES, LLP	12,000	12,000	0	0
NIDEVER, CHARLES R.	36,720	36,720	0	36,720
NIELSON, JOHN M.	6,500	6,500	0	6,500
NIGHT VISION EQUIPMENT CO. (NVEC)	120,819	120,819	0	0
NIKON INSTRUMENTS, INC.	5,731	1,000	4,731	0
NIKON PRECISION, INC.	375,463	375,463	0	0
NIKON, INC.	12,000	12,000	0	0
NILFISK OF AMERICA, INC.	3,359	3,359	0	0
NINTH HOUSE, INC.	5,000	0	5,000	0
NISHAN SYSTEMS, INC.	79,160	0	79,160	0
NISHIMOTO, CASTLE K.	85,000	85,000	0	0
NMR SERVICE	30,000	30,000	0	0
NO PROBLEM PRODUCTIONS	5,000	5,000	0	5,000
NOAH PRECISION, INC.	41,842	41,842	0	0
NOHAU CORP.	7,100	7,100	0	0
NOISE COM, INC.	20,800	20,800	0	0
NOLAN, PETER K.	25,000	25,000	0	25,000
NONDESTRUCTIVE ENGINEERING	20,000	20,000	0	0
NOOR MANUFACTURING CO., INC.	96,308	96,308	0	96,308
NOR-CAL PRODUCTS, INC.	85,270	80,805	4,465	0
NORSCO, INC.	2,662	0	2,662	0
NORTH AMERICAN SCIENTIFIC CORP.	2,100	2,100	0	0
NORTH CAROLINA AGRICULTURAL & TECHNICAL STATE UNIVERSITY	26,600	26,600	0	0
NORTH CAROLINA STATE UNIVERSITY	133,000	93,000	40,000	0
NORTH STAR IMAGING	50,294	50,294	0	0
NORTH STAR RESEARCH CORP.	12,000	12,000	0	12,000
NORTHEAST ELECTRONICS CORP.	54,529	54,529	0	0
NORTHERN ANALYTICAL LABORATORY, INC.	1,665	1,665	0	0
NORTHERN ARIZONA UNIVERSITY	60,038	60,038	0	0
NORTHERN ILLINOIS UNIVERSITY	40,000	40,000	0	0
NORTHROP-GRUMMAN COMPUTING SYSTEMS, INC.	86,856	86,856	0	0
NORTHROP-GRUMMAN SYSTEMS CORP.	1,806,415	1,806,415	0	0
NORTHWEST AIRLINES	8,950	8,950	0	0
NORTHWEST INDUSTRIES	32,347	32,347	0	0
NORTHWEST TEST & MEASUREMENT, INC.	114,459	114,459	0	0
NORTHWESTERN UNIVERSITY	206,183	206,183	0	0
NOVA MICROWAVE, INC.	6,940	6,940	0	0
NOVATECH INSTRUMENTS, INC.	5,475	5,475	0	0
NOVATEL, INC.	46,376	46,376	0	0
NOVATIONS GROUP, INC.	89,600	89,600	0	0
NOVELLUS SYSTEMS, INC.	907,280	907,280	0	0
NOVINT TECHNOLOGIES	46,737	46,737	0	46,737
NOWOSIELSKI, AUDRA	3,600	3,600	0	0
NOZICK, LINDA K.	20,000	20,000	0	0
NRD, LLC	2,019	1,149	870	0
NUAIL TECHNOLOGIES, INC.	571,590	571,590	0	571,590
NUCLEAR ASSURANCE CORPORATION INTERNATIONAL	387,108	387,108	0	0
NUCLEAR RESEARCH INSTITUTE	27,130	27,130	0	0

Supplier Name	Total \$	SNL/NM \$	SNL/CA \$	NM\$
NUFERN	10,030	0	10,030	0
NUGIER PRESS CO., INC.	7,000	7,000	0	0
NUNES, RON ENTERPRISES	108,955	0	108,955	0
NUSIL SILICONE TECHNOLOGY	1,375	1,375	0	0
NUVERA FUEL CELLS EUROPE SRL	3,000	0	3,000	0
NWT, INC.	85,001	85,001	0	0
OAK RIDGE ASSOCIATED UNIVERSITIES	9,940	9,940	0	0
OAKLAND VALVE & FITTING CO.	12,599	0	12,599	0
OA0 CORP.	425,123	425,123	0	425,123
OBJECT COMPUTING, INC.	22,000	22,000	0	0
OBSESSION TELESCOPES, LLC	24,065	24,065	0	0
OCCUPATIONAL HEALTH CARE	120,000	120,000	0	120,000
OCEAN OPTICS, INC.	6,755	6,755	0	0
O'CONNOR, EWARD P.	5,000	5,000	0	0
ODEGARD, BEN CONRAD	8,000	0	8,000	0
ODEN, J. TINSLEY	8,000	8,000	0	0
ODETICS, INC.	17,970	17,970	0	0
OFFICE PLANNING GROUP, THE	22,870	22,870	0	22,870
OFFICE PRODUCTS, INC.	1,000	1,000	0	0
OFFICE RELIEF, INC.	1,702	0	1,702	0
OFS	6,643	6,643	0	0
O'HARA CORPORATION	1,382	420	962	0
OHIO STATE UNIVERSITY	737,042	416,524	320,518	0
OLEVSKY, EUGENE	8,000	8,000	0	0
OLIVER, JAMES B.	25,000	25,000	0	0
OLSEN, RICHARD W.	77,000	0	77,000	0
OLSEN, TINIUS	77,565	77,565	0	0
OLSON, GREG	2,343	0	2,343	0
OLYMPUS INDUSTRIAL AMERICA	7,746	7,746	0	0
OMEGA ENGINEERING, INC.	10,283	9,309	974	0
OMEGA OPTICAL, INC.	1,440	0	1,440	0
OMICRON ASSOCIATES	56,060	0	56,060	0
OMICRON SAFETY & RISK TECHNOLOGIES, INC.	290,000	290,000	0	290,000
OMNI FILTER & MANUFACTURING, INC.	6,465	6,465	0	0
OMYO, INC.	18,621	18,621	0	18,621
ONDEO NALCO CO.	50,000	0	50,000	0
ON-LINE DYNAMICS, INC.	1,980	1,980	0	0
ONSITE COMPANIES, INC.	1,931,100	0	1,931,100	0
ONYX ENVIRONMENTAL SERVICES, LLC	6,500	5,000	1,500	0
OPAL DISTRIBUTION CORPORATION	26,853	26,853	0	0
OPENLINK SOFTWARE, INC.	5,463	5,463	0	0
OPNET TECHNOLOGIES, INC.	142,730	142,730	0	0
OPTICAL GAGING PRODUCTS	180,511	180,511	0	0
OPTICAL RESEARCH ASSOCIATES	32,318	32,318	0	0
OPTICAL SOLUTIONS, INC.	26,400	26,400	0	0
OPTICOMM CORP.	45,723	27,568	18,155	0
OPTICS FOR RESEARCH, INC.	8,735	8,735	0	0
OPTIWAVE	2,800	2,800	0	0
OPTOMECH DESIGN CO.	65,724	0	65,724	65,724
ORACLE CORP.	3,748,379	3,748,379	0	0
ORBIT/FR	14,500	14,500	0	0
ORDNANCE SYSTEMS, INC.	15,371	15,371	0	0
OREGON GRADUATE INSTITUTE	16,000	16,000	0	0
OREGON STATE UNIVERSITY	75,000	0	75,000	0
ORGTECHSTROI	2,200	2,200	0	0
ORION INTERNATIONAL TECHNOLOGIES, INC.	5,829,109	5,829,109	0	5,829,109

Supplier Name	Total \$	SNL/NM \$	SNL/CA \$	NM\$
ORION RESEARCH, INC.	14,875	0	14,875	0
OSAKA VACUUM, LTD.	24,124	3,370	20,754	0
OSBORN MACHINE, INC.	33,956	33,956	0	33,956
OSMOTEK, INC.	1,380	1,380	0	0
OSTER, A. J. WEST, INC.	1,111	0	1,111	0
OTTESEN, DAVID KEITH	10,000	0	10,000	0
OTTO, JOHANNA GMBH	14,918	0	14,918	0
OUTRIDER ENVIRONMENTAL PLANNING & TECHNICAL SERVICES, INC.	1,334,000	1,334,000	0	1,334,000
OVERHOFF TECHNOLOGY CORP.	68,586	68,586	0	0
OWL COMPUTING TECHNOLOGIES	22,590	22,590	0	0
OW-WING, K. CONSULTING	3,200	3,200	0	0
OXFORD INSTRUMENTS, INC.	63,590	23,800	39,790	0
OZ OPTICS, LTD.	1,029	321	708	0
OZONE LAB	1,485	0	1,485	0
P&P ELECTRONICS	15,000	15,000	0	0
PACE AUDIO SERVICES	13,578	13,578	0	13,578
PACELINE SYSTEMS, CORP.	25,929	0	25,929	0
PACER COMPONENTS PLC	18,075	13,675	4,400	0
PACIFIC AEROSPACE & ELECTRONICS, INC.	9,175	0	9,175	0
PACIFIC COAST TRANE SERVICE CO.	168,811	0	168,811	0
PACIFIC COMBUSTION ENGINEERING CO.	16,163	16,163	0	0
PACIFIC INSTITUTE	7,500	7,500	0	0
PACIFIC INTEGRATED HANDLING	3,709	3,709	0	0
PACIFIC MOBILE STRUCTURES, INC.	51,361	0	51,361	0
PACIFIC QUARTZ, INC.	3,492	0	3,492	0
PACIFIC SCIENTIFIC ENERGETIC MATERIALS CO.	1,906,283	1,906,283	0	0
PACIFIC SCIENTIFIC INSTRUMENTS	30,088	0	30,088	0
PACIWAVE, INC.	13,575	13,575	0	0
PACKAGING SPECIALTIES, INC.	88,518	88,518	0	0
PACKAGING WEST, INC.	8,150	8,150	0	8,150
PAGE ONE, INC.	287,124	287,124	0	287,124
PALOMAR TECHNOLOGIES, INC.	44,395	44,395	0	0
PANAMETRICS, INC.	15,880	15,880	0	0
PANASAS, INC.	39,045	39,045	0	0
PANASONIC BROADCAST & TELEVISION	8,925	8,925	0	0
PANTRONIX CORP.	3,500	3,500	0	0
PARACAD TECHNOLOGY CO.	54,000	9,600	44,400	0
PARADIGM IMAGING GROUP	26,420	0	26,420	0
PARALLAX, INC.	289,822	289,822	0	289,822
PARALLEL QUANTUM SOLUTIONS	31,995	0	31,995	0
PARAMETRIC TECHNOLOGY CORP.	225,461	170,547	54,914	2,097
PARASOFT SALES CORP.	3,495	3,495	0	0
PARKER-HANNIFIN CORP.	65,427	65,427	0	0
PARKINSON ENTERPRISES, INC.	17,483	0	17,483	0
PARMATIC FILTER CORP.	6,132	0	6,132	0
PAROSCIENTIFIC, INC.	5,620	5,620	0	0
PARSONS, BRINCKERHOFF, QUADE AND DOUGLAS, INC.	192,154	192,154	0	192,154
PARTS, R. F. CO.	5,164	5,164	0	0
PASTERNAK ENTERPRISES	10,291	10,291	0	0
PATENT & LICENSE EXCHANGE, INC., THE	5,000	5,000	0	0
PATRIOT TECHNOLOGIES, INC.	12,800	12,800	0	0
PATTERSON ELECTRONICS	1,820	1,820	0	0
PATTERSON, WILLIAM J.	31,500	31,500	0	31,500
PAULITZ, KEVIN	33,000	33,000	0	0

Supplier Name	Total \$	SNL/NM \$	SNL/CA \$	NM\$
PAYFLEX SYSTEMS USA, INC.	288,000	288,000	0	0
PC CONNECTION, INC.	2,340	2,340	0	0
PC MAGIC	20,561	20,561	0	20,561
PC PLACE, INC., THE	2,597	2,597	0	2,597
PC RESCUE, INC.	4,975	4,975	0	4,975
PC SUPPORT, INC.	25,000	25,000	0	0
PCB PIEZOTRONICS, INC.	40,594	11,489	29,105	0
PCP, INC.	45,000	45,000	0	0
PCW MICROSYSTEMS, INC.	2,682	2,682	0	0
PEABODY SCIENTIFIC	1,050	1,050	0	0
PEAK PERFORMANCE	10,000	10,000	0	0
PEAK TECHNOLOGIES GROUP, INC., THE	13,543	13,543	0	0
PEASLEY, ANNE MARY	7,400	0	7,400	0
PECK, VICKIE AND ASSOCIATES, LLC	94,000	94,000	0	94,000
PEDROTTI, LENO	25,000	25,000	0	0
PEI GENESIS	106,200	16,188	90,012	0
PELLA, TED. INC.	11,581	11,581	0	0
PELLETIER, JOSEPH C.	50,000	50,000	0	50,000
PENGUIN COMPUTING	5,555	5,555	0	0
PENINSULA SPRING CORP.	1,490	1,490	0	0
PENNINGTON, CARL	8,000	8,000	0	8,000
PENNSYLVANIA STATE UNIVERSITY	124,407	124,407	0	0
PENNSYLVANIA TOOL & GAGES, INC.	25,983	25,983	0	0
PENNWELL PUBLISHING CO.	76,050	76,050	0	0
PENTALOGIX, LLC	14,998	0	14,998	0
PENTEK, INC.	5,385	5,385	0	0
PEOPLE SOFT, INC.	1,080,772	1,080,772	0	0
PEREA, TASHA M.	1,800	1,800	0	1,800
PEREGRINE FALCON CORP., THE	5,832	0	5,832	0
PEREGRINE SEMICONDUCTOR CORP.	479,660	479,660	0	0
PEREGRINE SYSTEMS, INC.	87,084	87,084	0	0
PERFORMANCE CONSULTING	1,300	1,300	0	1,300
PERFORMANCE REVIEW INSTITUTE	27,625	27,625	0	0
PERFORMANCE SOFTWARE SOLUTIONS, INC.	15,000	15,000	0	15,000
PERFORMWARE ACCELERATED	5,653	5,653	0	5,653
PERIMETER PRODUCTS, INC.	3,827	3,827	0	0
PERKIN ELMER LIFE SCIENCES, INC.	44,315	44,315	0	0
PERKIN ELMER, INC.	2,474,596	2,474,596	0	0
PERMANENT MAGNET CO., INC., THE	3,201	3,201	0	0
PERMANENTE MEDICAL GROUP, INC., THE	1,000	1,000	0	0
PERMIAN ELEVATOR CORP.	426,134	426,134	0	426,134
PERRIN, TOWERS	50,000	50,000	0	0
PETERSBURG NUCLEAR PHYSICS INSTITUTE	64,050	64,050	0	0
PETERSEN PRODUCTS CO.	10,380	10,380	0	0
PETERSON POWER SYSTEMS, INC.	31,882	0	31,882	0
PETERSON, GARY D.	170,000	170,000	0	170,000
PETROLAB CO.	19,563	19,563	0	0
PETZOLD, LINDA	1,050	1,050	0	0
PFEIFFER VACUUM, INC.	230,266	75,458	154,808	0
PHELPS, HENSEL CONSTRUCTION CO.	16,488,000	16,488,000	0	0
PHILIPS ANALYTICAL, INC.	35,872	23,440	12,432	0
PHILIPS COMMUNICATION & SECURITY SYS., INC.	23,744	23,744	0	0
PHILIPS MEDICAL SYSTEMS (CLEVELAND), INC.	5,180	5,180	0	0
PHILLIPS SCIENTIFIC	1,250	1,250	0	0
PHILLIPS, JOEL R.	1,050	1,050	0	0
PHILLIPS, MARK L. F.	40,000	40,000	0	0

Supplier Name	Total \$	SNL/NM \$	SNL/CA \$	NM\$
PHILLIPS, PATRICIA A.	25,000	25,000	0	0
PHOENIX ANALYSIS AND DESIGN TECHNOLOGIES	225,105	225,105	0	0
PHOTO SCIENCES, INC.	1,427	1,427	0	0
PHOTO SONICS, INC.	22,546	22,546	0	0
PHOTON DESIGN	1,920	1,920	0	0
PHOTON TECHNOLOGY INTERNATIONAL	5,620	5,620	0	0
PHOTOPEAK, INC.	19,200	19,200	0	0
PHOTREXIS, LLC	3,500	3,500	0	0
PHOTRONICS CORP.	31,000	31,000	0	0
PHYSICAL ACOUSTICS CORP.	15,000	15,000	0	0
PHYSICAL ELECTRONICS	98,518	53,863	44,655	0
PHYTRON, INC.	2,709	1,155	1,554	0
PICKERING INTERFACES	7,579	6,218	1,361	0
PICOSECOND PULSE LABS., INC.	21,950	21,950	0	0
PICTOMETRY INTERNATIONAL CORP.	35,000	35,000	0	0
PIEZO TECHNOLOGY, INC.	7,500	7,500	0	0
PIKAYEV, ALEXANDER	2,182	2,182	0	0
PIKE, GORDON E.	96,506	96,506	0	96,506
PINE INSTRUMENT CO.	8,695	8,695	0	0
PINON MECHANICAL SERVICES, INC.	47,509	47,509	0	47,509
PIONEER-STANDARD ELECTRONICS	23,470	23,470	0	0
PIPER PLASTICS, INC.	6,656	6,656	0	0
PIRTLE, ROBERT B.	15,000	15,000	0	0
PIRU ASSOCIATES, INC.	192,000	192,000	0	192,000
PITCH KUNSKAPSUTEVECKLING AB	7,990	0	7,990	0
PITNEY-BOWES, INC.	60,430	31,200	29,230	30,000
PITTSBURGH TANK & TOWER CO., INC.	374,818	374,818	0	0
PIXELVISION, INC.	15,000	0	15,000	0
PLANT WORLD, INC.	28,483	28,483	0	28,483
PLASMA ANALYSIS, LTD.	380,001	380,001	0	0
PLATFORM COMPUTING, INC.	104,238	104,238	0	0
PLEASANTON TOOL & MANUFACTURING	154,270	0	154,270	0
PLUG POWER, INC.	163,000	163,000	0	0
PLUGGE, MARVIN M.	16,250	16,250	0	16,250
PLUS GROUP, INC., THE, DBA JOBS PLUS	23,361,537	10,750,205	12,611,332	10,724,631
PM INDUSTRIES, INC.	1,452	0	1,452	0
PM MARKETING	6,842	6,842	0	6,842
PMCS, INC.	20,000	20,000	0	0
PMF INDUSTRIES, INC.	9,273	9,273	0	0
POCO GRAPHITE, INC.	17,548	17,548	0	0
POGO LINUX, INC.	20,498	20,498	0	0
POINT SOURCE	1,904	1,904	0	0
POINTWISE, INC.	21,100	21,100	0	0
POLACO, A. GILBERT	25,000	25,000	0	25,000
POLAR GROUP	20,100	20,100	0	0
POLEXIS, INC.	102,600	102,600	0	0
POLYMATH RESEARCH, INC.	60,000	60,000	0	0
POLYMER LABORATORIES, INC.	14,050	14,050	0	0
POLYTEC PI, INC.	325,918	196,590	129,328	0
POMEROY, JEANNETTE M.	2,000	2,000	0	2,000
PONEMAN, DANIEL B.	10,000	10,000	0	0
PONTRELLI, MICHAEL J.	2,000	2,000	0	0
PORTABLE POWER SYSTEMS	1,200	0	1,200	0
PORTILLOS, GILBERT J.	15,750	15,750	0	15,750
PORTLAND GROUP	115,796	115,796	0	0
POSITIVE LIGHT, INC.	1,630	0	1,630	0

Supplier Name	Total \$	SNL/NM \$	SNL/CA \$	NM\$
POTEET, HORACE M.	70,000	70,000	0	70,000
POWER DIVERSIFIED, INC.	15,048	15,048	0	15,048
POWER TEMP SYSTEMS, INC.	1,895	1,895	0	0
POWERS, DENNIS W.	94,400	94,400	0	0
POWERS, WILLIAM F.	2,500	2,500	0	0
POWERSIM CORP.	40,113	40,113	0	0
POWERSIM SOLUTIONS, INC.	16,837	16,837	0	0
POWERWARE CORPORATION	92,052	92,052	0	0
POWERWARE GLOBAL SERVICES	20,737	20,737	0	0
PPG INDUSTRIES, INC.	50,022	22	50,000	0
PRAGMATIC INSTRUMENTS	6,883	6,883	0	0
PRAIRIE SYSTEMS GROUP, LTD.	60,989	60,989	0	51,311
PRAXAIR, INC.	1,066,291	1,064,291	2,000	0
PRECISE SOFTWARE SOLUTIONS, INC.	37,383	37,383	0	0
PRECISION ANALOG SYSTEMS	1,280	1,280	0	0
PRECISION CAMERA & VIDEO	13,385	13,385	0	0
PRECISION COMPUTER SERVICES, INC.	142,310	140,438	1,872	0
PRECISION DATA PRODUCTS, INC.	11,306	11,306	0	0
PRECISION FABRICATION	105,040	105,040	0	105,040
PRECISION FITTING & GAUGE CO.	1,259	1,259	0	1,259
PRECISION GRINDING, INC.	35,306	35,306	0	35,306
PRECISION JOINING TECHNOLOGIES, INC.	12,000	12,000	0	0
PRECISION METAL SPINNING, INC.	17,700	0	17,700	0
PRECISION REMOTES, INC.	202,885	202,885	0	0
PRECISION TUBE CO., INC.	27,935	27,935	0	0
PRECISIONFAB, INC.	11,251	11,251	0	0
PRECIT, RICHARD R.	27,000	27,000	0	27,000
PRECITECH PRECISION	223,489	26,739	196,750	0
PREFERRED MAINTENANCE, INC.	23,000	23,000	0	23,000
PREMIER INDUSTRIAL CORP.	18,579	18,579	0	18,579
PREMMCO	233,910	233,910	0	233,910
PRESTWICH, KENNETH R.	44,100	44,100	0	44,100
PRICE SYSTEMS, LLC	11,162	11,162	0	0
PRICE, JONATHAN R.	6,000	6,000	0	6,000
PRIMAVERA SYSTEMS, INC.	3,560	3,560	0	0
PRIME CORE SYSTEMS	543,005	543,005	0	543,005
PRIME DISTRIBUTING CO.	14,906	14,906	0	0
PRINCETON RESEARCH INSTRUMENTS	16,050	16,050	0	0
PRINCETON SCIENTIFIC CORP.	11,150	11,150	0	0
PRINCETON UNIVERSITY, TRUSTEES OF	60,000	60,000	0	0
PRINTER PROS, THE	1,500	1,500	0	1,500
PRISM COMPUTATIONAL SCIENCES, INC.	287,715	287,715	0	0
PRO2SERVE TECHNOLOGIES, INC.	20,040	20,040	0	20,040
PROCEDYNE CORP.	8,932	8,932	0	0
PRODUCT DESIGN PARTNERS, INC.	1,500	0	1,500	0
PRODUCTION COMPONENTS CLARK CO., INC.	40,460	40,460	0	40,460
PRODUCTIVE DATA FEDERAL SOLUTIONS, INC.	100,000	100,000	0	100,000
PRODYN TECHNOLOGIES	25,303	25,303	0	25,303
PROENGIN, INC.	18,115	0	18,115	0
PRO-FAB, INC.	58,528	58,528	0	58,528
PROFESSIONAL ANALYSIS, INC.	15,000	15,000	0	0
PROFESSIONAL ASSN. OF CONTRACT EMPLOYEES	110,400	0	110,400	0
PROFESSIONAL BUSINESS SYSTEMS, INC.	334,997	334,997	0	334,997
PROFESSIONAL GROUNDS MANAGEMENT	46,400	46,400	0	46,400
PROFESSIONAL LOSS CONTROL, INC.	8,985	8,985	0	0
PROFESSIONAL MANAGEMENT SERVICES, INC.	10,000	10,000	0	10,000

Supplier Name	Total \$	SNL/NM \$	SNL/CA \$	NM\$
PROFESSIONAL PRODUCTS, INC.	9,848	9,848	0	0
PROFESSIONAL TRAINING CO.	47,050	47,050	0	47,050
PROGRAMMED TEST SOURCES, INC.	22,665	22,665	0	0
PROGRESSIVE SOLAR, INC.	2,500	2,500	0	0
PROLIFIC, INC.	125,000	125,000	0	0
PROPAGATION SYSTEMS, INC.	1,335	1,335	0	0
PROSOFTTRAINING.COM, INC.	5,800	5,800	0	0
PROSPEC-TANY TECHNOGENE	1,750	0	1,750	0
PROTECH COMMUNICATIONS, INC.	7,215	7,215	0	0
PROTEIN SOLUTIONS, INC.	28,180	28,180	0	0
PROTO, RICHARD C.	20,000	20,000	0	0
PROTOGENIC, INC.	10,000	10,000	0	0
PROTOTRON CIRCUITS	43,342	43,342	0	0
PROVO, JAMES L.	40,000	40,000	0	40,000
PRUDENTIAL OVERALL SUPPLY	5,800	5,800	0	5,800
PRUETT INDUSTRIES INTERNATIONAL	16,448	16,448	0	0
PSSC LABS	59,890	59,890	0	0
PUBLIC AFFAIRS TECHNOLOGIES, INC.	32,039	32,039	0	0
PUBLIC SERVICE COMPANY OF NEW MEXICO	20,000	20,000	0	20,000
PULLBRITE, INC.	12,000	0	12,000	0
PULSE SCIENCES, INC.	1,254,904	1,254,904	0	0
PURDUE RESEARCH FOUNDATION	549,313	284,122	265,191	0
PURDUE UNIVERSITY	295,052	215,966	79,086	0
PURE IMAGINATION STUDIOS, INC.	8,250	0	8,250	0
PURE TECH	13,950	13,950	0	0
PV ENERGY SYSTEMS, INC.	12,178	12,178	0	0
PVC CO.	19,000	19,000	0	19,000
PWN ENVIRONMENTAL	7,500	0	7,500	0
PYROMETER INSTRUMENT CO., INC.	18,308	18,308	0	0
QNX SOFTWARE SYSTEMS	19,176	19,176	0	0
QUAD TRON, INC.	17,246	17,246	0	0
QUALCOMM, INC.	8,282	8,282	0	0
QUALITY AMERICA, INC.	3,700	3,700	0	0
QUALITY MAGNETICS CORP.	1,625	1,625	0	0
QUALITY TESTING SERVICES, INC.	8,340	8,340	0	0
QUALITY THIN FILMS, INC.	3,920	0	3,920	0
QUALITY TUBING	7,400	7,400	0	0
QUALMARK CORP.	9,980	9,980	0	0
QUAL-TRON, INC.	15,780	15,780	0	0
QUANTAR TECHNOLOGY, INC.	48,075	19,325	28,750	0
QUANTUM ENGINEERING CORP.	1,500	1,500	0	0
QUANTUM TECHNOLOGY, INC.	11,200	11,200	0	0
QUARTZ INTERNATIONAL	500,692	500,692	0	500,692
QUARTZDYNE, INC.	2,000	2,000	0	0
QUEST SOFTWARE	10,038	10,038	0	0
QUESTAR CORPORATION	48,900	48,900	0	0
QUINN, D. DANE	5,500	5,500	0	0
QUINN, RYAN W.	5,000	5,000	0	0
QUINTANA-HARBIN & ASSOCIATES	3,705	3,705	0	3,705
QWEST	1,692,745	1,692,745	0	0
R&M ENTERPRISES	4,000	0	4,000	0
RAAN/INSTITUTE FOR NUCLEAR RESEARCH	12,958	12,958	0	0
RACAL INSTRUMENTS	25,050	25,050	0	0
RACKMOUNT COMPUTERS	19,499	19,499	0	19,499
RAD COMM SYSTEMS CORP.	35,750	35,750	0	0
RADER AWNING, INC.	108,191	108,191	0	108,191

Supplier Name	Total \$	SNL/NM \$	SNL/CA \$	NM\$
RADIO RESEARCH INSTRUMENT CO., INC.	3,750	3,750	0	0
RADIOLOGY ASSOCIATES OF ALBUQUERQUE	25,000	25,000	0	25,000
RADON ABATEMENT SYSTEM, INC.	42,000	42,000	0	0
RADVANSKY, GABRIEL	10,150	10,150	0	0
RAFFERTY, CONOR S.	1,252	1,252	0	0
RAINER, W. W., INC.	6,202	6,202	0	0
RAJALA THERAPY SALES ASSOCIATES, INC.	3,000	0	3,000	0
RAKESTRAW, DAVID U., III	95,000	95,000	0	95,000
RALSTON, STEVEN J.	10,000	10,000	0	0
RAM WELDING SUPPLY	13,425	13,425	0	0
RANADE, SATISH J.	15,592	15,592	0	15,592
RAND ENGINEERING.COM	3,100	0	3,100	0
RAND FEDERAL, LLC	29,874	0	29,874	0
RAND, PETER B.	6,000	6,000	0	6,000
RANDALL, RAYMOND P.	45,000	45,000	0	0
RANDCASTLE EXTRUSION SYSTEMS, INC.	47,250	47,250	0	0
RARRICK, HAROLD L.	5,000	5,000	0	5,000
RATIONAL SOFTWARE CORP.	408,383	408,383	0	0
RAVE COMPUTER ASSOCIATION, INC.	66,723	66,723	0	0
RAYDEC, INC.	12,601	12,601	0	12,601
RAYMAT	1,200	0	1,200	0
RAYTHEON CO., THE	856,717	856,717	0	0
RAYTHEON SYSTEMS, CO.	14,704	14,704	0	0
RBD ENTERPRISES, INC.	11,748	11,748	0	0
RC ELECTRONICS, INC.	238,730	238,730	0	0
RC TRITEC AG	11,659	11,659	0	0
RCC CONSULTANTS, INC.	22,100	22,100	0	0
RCG RESEARCH, INC.	46,450	34,500	11,950	0
RDF CORP.	74,199	74,199	0	0
RE SPEC, INC.	3,952,488	3,952,488	0	3,714,488
REA, JAMES L.	90,745	90,745	0	90,745
REACTION DESIGN	31,636	31,636	0	0
READE ADVANCED MATERIALS	85,550	85,550	0	0
REAL TIME DEVICES, INC.	5,148	0	5,148	0
REALTIMESITES	24,000	24,000	0	24,000
REARDON, PHILIP C.	90,000	90,000	0	90,000
RECOGNITION SYSTEMS, INC.	15,540	15,540	0	0
REDI 2 MIX	3,105	3,105	0	3,105
REED, RAY P.	25,000	25,000	0	25,000
REED, WELDON CO.	15,570	15,570	0	0
REFRAC SYSTEMS	11,000	11,000	0	0
REGAL PLASTIC SUPPLY CO.	120,292	120,292	0	120,292
REGEVIG, K. ROOFING	9,996	0	9,996	0
REIMERS FURNITURE MANUFACTURING, INC.	28,346	0	28,346	0
REINHARDT, ALDON	3,900	0	3,900	0
REINHOLD INDUSTRIES, INC.	550,044	550,044	0	0
RELEX SOFTWARE CORP.	24,925	24,925	0	0
RELIANCE METAL CENTER	729,115	729,115	0	729,115
RENSSELAER POLYTECHNIC INSTITUTE	430,918	430,918	0	0
RENTELCO	39,800	39,800	0	0
RESEARCH & POLLING, INC.	32,000	32,000	0	32,000
RESEARCH ELECTRONICS INTERNATIONAL, LLC	21,540	0	21,540	0
RESEARCH FOUNDATION OF STATE UNIVERSITY OF NEW YORK	94,073	94,073	0	0
RESEARCH INSTITUTE OF SCIENTIFIC INSTRUMENTS	49,543	49,543	0	0
RESEARCH SYSTEMS, INC.	149,128	149,128	0	0

Supplier Name	Total \$	SNL/NM \$	SNL/CA \$	NM\$
RESOLUTION SCIENCES CORP.	34,000	0	34,000	0
RESONETICS MICROMACHINING TECH	11,890	11,890	0	0
RESOURCE ALTERNATIVES, INC.	83,000	83,000	0	0
RESOURCE GROUP	15,000	15,000	0	0
RESOURCE RECOVERY SYSTEMS	7,042	0	7,042	0
RESTREPO, ALEXANDER	38,902	38,902	0	0
RESULTS GROUP, INC., THE	75,400	72,900	2,500	0
RETIS TECHNOLOGIES, INC.	396,850	396,850	0	396,850
REUTERS HEALTH INFORMATION, INC.	21,000	21,000	0	0
REUTER-STOKES, INC.	90,320	90,320	0	0
REVIEW VIDEO SERVICES, INC.	165,091	0	165,091	0
REVTEK, INC.	4,800	4,800	0	0
REWARD SYSTEMS, INC.	20,000	20,000	0	0
REX, MICHAEL C.	25,000	25,000	0	25,000
REYNOLDS INDUSTRIES, INC.	257,901	257,901	0	0
REYNOLDS SYSTEMS, INC.	1,650	1,650	0	0
REYNOLDS, DENNIS A.	120,000	120,000	0	120,000
REYNOLDS, WENDEL R.	7,500	7,500	0	7,500
RF NETWORKS, INC.	15,100	7,550	7,550	0
RF TECHNOLOGIES	16,500	16,500	0	0
RHEOMETRIC SCIENTIFIC, INC.	30,197	30,197	0	0
RHINES, J. CONSULTING	45,000	45,000	0	0
RHINO CORPS, LTD.	400,000	400,000	0	400,000
RHODES, CHARLES K.	2,377	2,377	0	0
RIBELIN SALES, INC.	2,717	2,717	0	0
RIC INTERNATIONAL, INC.	959,117	959,117	0	0
RICE UNIVERSITY	139,111	139,111	0	0
RICH FORD SALES, INC.	57,595	57,595	0	57,595
RICHARDS CORP., THE	7,000	7,000	0	0
RICHARDS, L. WILLARD	10,560	10,560	0	0
RICHARDSON ELECTRONICS, LTD.	39,693	39,693	0	0
RICOH CORP.	65,130	65,130	0	0
RIGALI, DONALD J.	27,000	27,000	0	27,000
RIGBY, RANDALL L.	150,000	150,000	0	0
RIGHTANSWERS, LLC	35,000	35,000	0	0
RIGHTWAY MACHINE, INC.	38,820	38,820	0	38,820
RINCHEM CO., INC.	2,400,110	2,400,110	0	2,400,110
RIPIN, BARRETT H.	10,000	10,000	0	0
RITRON, INC.	26,403	26,403	0	0
RIXAN ASSOCIATES, INC.	5,250	5,250	0	0
RJR CIRCUITS, INC.	36,103	36,103	0	0
RLC ELECTRONICS, INC.	3,967	2,277	1,690	0
RMK ACCESSORIES, INC.	10,440	10,440	0	0
ROACH, MATHEW J.	1,000	1,000	0	1,000
ROACHE, PATRICK J.	1,500	1,500	0	1,500
ROBERTS RESEARCH LABS	2,450	2,450	0	0
ROBERTS, HAROLD E.	5,000	5,000	0	0
ROBERTS, J. R.	15,000	15,000	0	0
ROBINSON, THOMAS C.	20,000	20,000	0	20,000
ROCKWELL AUTOMATION RELIANCE ELECTRIC DIV.	4,000	0	4,000	0
ROCKWELL COLLINS, INC.	201,379	201,379	0	0
ROCKWELL INTERNATIONAL CORP	470,989	470,989	0	0
ROCKWELL SCIENTIFIC CO., LLC	86,885	86,885	0	0
ROCKWELL SOFTWARE	45,095	45,095	0	0
ROCKY MOUNTAIN BALDOR	15,000	15,000	0	0
ROCKY MOUNTAIN BUSINESS SYSTEMS, INC.	5,775	5,775	0	5,775

Supplier Name	Total \$	SNL/NM \$	SNL/CA \$	NM\$
ROCKY MOUNTAIN INSTRUMENT CO.	50,657	50,657	0	0
RODEL, INC.	80,470	80,470	0	0
RODRIGUEZ, ANTONIO	31,500	31,500	0	31,500
ROFIN SINAR LASER, INC.	115,615	115,615	0	0
ROFIN-BAASEL, INC.	288,146	288,146	0	0
ROGERS, BUDDY D.	10,000	10,000	0	0
ROGERS, CLYDE O.	100,000	100,000	0	0
ROGERS, MICHAEL H.	25,000	0	25,000	0
ROGUE WAVE SOFTWARE, INC.	36,500	36,500	0	0
ROHRBACK, OLLIE D.	3,762	0	3,762	0
ROLANDS & ASSOCIATES	2,417	2,417	0	0
ROLLHEISER, JOHN	29,700	29,700	0	0
ROME METALS, INC.	12,251	12,251	0	0
ROMER, INC.	42,099	42,099	0	0
RONQUILLO, KENNETH LEROY	20,000	20,000	0	20,000
ROPER SCIENTIFIC	325,604	325,604	0	0
ROSS ENGINEERING CORP.	10,836	10,836	0	0
ROWAN, ROBT L. & ASSOCIATES, INC.	15,000	15,000	0	0
ROYAL SCIENTIFIC SOCIETY	582,940	582,940	0	0
ROYCE INSTRUMENTS, INC.	62,956	62,956	0	0
ROYCHOWDHURY, JAIJEET	1,050	1,050	0	0
RSA ENGINEERING, INC.	30,000	30,000	0	0
R-SQUARED ELECTRONICS	1,522	1,522	0	0
RT LOGIC	131,051	131,051	0	0
RUBICON TECHNOLOGY	4,700	4,700	0	0
RUDOLPH TECHNOLOGIES, INC.	12,631	12,631	0	0
RUMPF ASSOCIATES INTERNATIONAL	115,000	115,000	0	0
RUMSEY ENGINEERS, INC.	53,800	53,800	0	0
RUPERT PLUMBING & HEATING CO., INC.	1,175,985	1,175,985	0	1,175,985
RUSSIAN FEDERAL NUCLEAR CENTER	662,537	662,537	0	0
RUST POWER SYSTEMS	335,777	335,777	0	335,777
RUST TRACTOR CO.	45,340	45,340	0	45,340
RYAN, MICHAEL T.	34,000	34,000	0	0
RYERSON INSTRUMENTATION CONSULTANTS	16,000	16,000	0	16,000
RYERSON, DAVID E.	12,360	12,360	0	12,360
S & L PRODUCTS, INC.	1,912	1,912	0	1,912
S & R PRECISION CO., INC.	38,293	38,293	0	0
S ENTERPRISES	59,940	59,940	0	0
S&C ELECTRIC CO.	10,000	10,000	0	0
SAAVEDRA PRECISION WELDING SERVICE	2,570	2,570	0	2,570
SACHER LASERTECHNIK, LLC	10,570	0	10,570	0
SAES GETTERS USA, INC.	29,817	29,817	0	0
SAFETY LIGHT CORP.	2,400	2,400	0	0
SAFETY OPTICAL	266,017	266,017	0	266,017
SAFETY STORAGE, INC.	66,496	0	66,496	0
SAFETY SYSTEMS CORP.	47,409	47,409	0	0
SAFT AMERICA, INC.	623,760	623,760	0	0
SAFWAY STEEL PRODUCTS, INC.	7,000	7,000	0	0
SAGAN, SCOTT D.	15,000	15,000	0	0
SAGEBRUSH TECHNOLOGY, INC.	39,870	39,870	0	39,870
SAHARGUN PLUMBING, INC.	57,450	0	57,450	0
SAINT-GOBAIN INDUSTRIAL CERAMICS	155,320	155,320	0	0
SALA & ASSOCIATES, INC.	145,000	145,000	0	145,000
SALEM KROGER MANUFACTURING	12,170	12,170	0	0
SALISBURY ENGINEERING, INC.	11,940	11,940	0	0
SALLAND ENGINEERING (USA), INC.	1,990	1,990	0	0

Supplier Name	Total \$	SNL/NM \$	SNL/CA \$	NM\$
SALTER, CHARLES M. ASSOCIATES, INC.	83,300	27,000	56,300	0
SAMCON, INC.	2,404,246	2,404,246	0	2,404,246
SAMUELSON, TEX E.	50,000	50,000	0	0
SAMX	6,000	6,000	0	0
SAN DIEGO STATE UNIVERSITY FOUNDATION	47,784	47,784	0	0
SAN JOSE DELTA ASSOCIATES, INC.	6,088	6,088	0	0
SANCHEZ, CHARLES A.	14,938	14,938	0	0
SANDHOLTZ CONSULTING, LLC	20,000	20,000	0	0
SANDIA SERVICE CO. LLP	488,390	488,390	0	488,390
SANS INSTITUTE	16,000	16,000	0	0
SANTA BARBARA INFRARED, INC.	11,950	11,950	0	0
SANTEC USA CORP.	39,040	39,040	0	0
SANTOKU AMERICA, INC.	29,228	29,228	0	0
SARJEANT, WALTER J.	5,703	5,703	0	0
SARTORIUS CORP.	7,815	0	7,815	0
SAS INSTITUTE	5,119	5,119	0	0
SATCON TECHNOLOGY CORP.	50,001	50,001	0	0
SATWEST CONSULTING, LLC	14,500	14,500	0	14,500
SAVAGE, LLC	7,000	0	7,000	0
SAWYER RESEARCH PRODUCTS, INC.	14,050	14,050	0	0
SBC INDUSTRIES, INC.	2,620	1,747	873	0
SBS TECHNOLOGIES, INC.	54,536	54,536	0	54,536
SCALABLE NETWORK TECHNOLOGIES, INC.	28,750	28,750	0	0
SCALED COMPOSITES, LLC	685,381	0	685,381	0
SCANNEX TECHNOLOGIES, LLC	50,000	50,000	0	0
SCB TECHNOLOGIES, INC.	16,350	16,350	0	16,350
SCHAEDLA, WILLIAM H.	54,000	54,000	0	54,000
SCHATZ, JOHN F.	20,000	20,000	0	0
SCHATZBERG, LAURIE	3,200	3,200	0	3,200
SCHAUER SALES, INC.	14,258	14,258	0	0
SCHENK PACKING CORP.	1,050	0	1,050	0
SCHLUMBERGER TECHNOLOGIES, INC.	41,000	41,000	0	0
SCHMIDT, THEODORE R.	68,288	68,288	0	68,288
SCHMIDT-FEINTECHNIK CORP.	2,750	2,750	0	0
SCHMITT, HEINZ W.	43,000	43,000	0	43,000
SCHOTT CORP.	11,000	11,000	0	0
SCHOTT GLASS TECH, INC.	50,000	50,000	0	0
SCHOTT LITHOTEC AG	113,272	113,272	0	0
SCHOWENGERDT, ROBERT	4,500	4,500	0	0
SCHRODINGER, INC.	10,000	0	10,000	0
SCHROEER, DIRK	1,190	0	1,190	0
SCHUELLER, JOAN M.	15,000	15,000	0	15,000
SCHULER, KARL W.	29,255	29,255	0	0
SCHULTE, PAUL	1,442	1,442	0	0
SCHULTHEIS, THOMAS M.	10,000	10,000	0	10,000
SCHUNK GRAPHITE TECHNOLOGY	8,100	8,100	0	0
SCHWER ENGINEERING CONSULTING SERVICES	80,000	80,000	0	0
SCI TEC, INC.	430,000	430,000	0	0
SCICON TECHNOLOGIES CORP.	13,116	13,116	0	0
SCIENCE & ENGINEERING ASSOCIATES, INC.	130,000	130,000	0	130,000
SCIENCE & TECHNOLOGY CORP. AT UNM	601,939	601,939	0	601,939
SCIENCE APPLICATIONS INTERNATIONAL CORP.	6,197,116	5,695,829	501,287	2,569,001
SCIENCE PROJECTS	7,206	7,206	0	0
SCIENTECH, INC.	219,400	219,400	0	0
SCIENTIFIC INSTRUMENT CO.	262,898	264,141	(1,243)	0
SCIENTIFIC INSTRUMENTATION SPECIALISTS	5,300	5,300	0	0

Supplier Name	Total \$	SNL/NM \$	SNL/CA \$	NM\$
SCIENTIFIC NOTEBOOK CO.	1,080	1,080	0	0
SCIENTIFIC SALES ASSOCIATES, INC.	1,244,733	1,244,733	0	1,244,733
SCIENTIFIC TECHNOLOGY CENTER MINING	326,170	326,170	0	0
SCIENTIFIC-PRODUCTION CENTER ASPECT	1,261,615	1,261,615	0	0
SCOTT, LARRY D.	57,197	57,197	0	57,197
SCP GLOBAL TECHNOLOGIES	702,244	702,244	0	0
SCRANTON ENGINEERING, INC.	592,397	592,397	0	0
SCREENING SYSTEMS, INC.	81,845	81,845	0	0
SCRIPPS INSTITUTION OF OCEANOGRAPHY	48,753	0	48,753	0
SDG, INC.	314,000	0	314,000	0
SEALE, ROBERT L.	10,000	10,000	0	0
SEAPORT PETROL CORP.	4,490	0	4,490	0
SEASCAPE RESORT	80,000	80,000	0	0
SEAWAY SEMICONDUCTOR	8,700	0	8,700	0
SECO-DYN, INC.	103,572	103,572	0	0
SECURE COMPUTING CORP.	9,453	9,453	0	0
SECURELOGIX CORP.	36,302	29,646	6,656	0
SECURITY CONCEPTS, INC.	634,719	634,719	0	634,719
SECURITY ENGINEERED MACHINERY CO., INC.	21,048	7,915	13,133	0
SEDBERRY & ASSOCIATES	137,472	137,472	0	137,472
SEGWAY, LLC	6,832	6,832	0	0
SEI, INC.	9,450	9,450	0	0
SELLERS, TOM A.	95,000	95,000	0	95,000
SELMAR TECHNOLOGIES, INC.	8,880	0	8,880	0
SELWAY MACHINE TOOL CO.	139,498	0	139,498	0
SEMFLEX, INC.	3,542	3,542	0	0
SEMICONDUCTOR LASER INTERNATIONAL CORP.	2,072	2,072	0	0
SEMICONDUCTOR SYSTEMS, INC.	296,983	296,983	0	0
SEMIFLOW ENGINEERING	5,640	5,640	0	0
SEMI-TOOL SERVICE	3,870	3,870	0	0
SEMITOOL, INC.	1,295,000	1,295,000	0	0
SEMPREX CORP.	5,217	5,217	0	0
SENDELBACH, NEIL	10,000	10,000	0	0
SENSIDYNE, INC.	16,550	16,550	0	0
SENSOR PREP SERVICES, INC.	26,000	0	26,000	0
SENSOR SCIENCES, LLC	75,000	0	75,000	0
SENSOR TECHNOLOGIES & SYSTEMS, INC.	30,000	30,000	0	0
SENSOR TECHNOLOGY, LIMITED	8,750	8,750	0	0
SENSORS UNLIMITED, INC.	26,095	26,095	0	0
SENSOTEC, INC.	21,475	21,475	0	0
SENSTAR-STELLAR, INC.	10,637	10,637	0	0
SENTECH, INC.	127,313	127,313	0	0
SEPARATION CONSULTANTS, INC.	7,917	7,917	0	0
SEQUIATEK CORP.	44,000	0	44,000	0
SERBIN MACHINING, INC.	7,297	7,297	0	7,297
SEREDA, KIRILL V.	10,500	10,500	0	10,500
SERVICE SUPPORT SPECIALTIES, INC.	293,246	293,246	0	0
SERVICES BY DIEHL, INC.	97,669	97,669	0	97,669
SERVICEWARE TECHNOLOGIES, INC.	25,205	25,205	0	0
SET ENVIRONMENTAL, INC.	84,470	0	84,470	0
SEVERN TRENT LABORATORIES, INC.	100,000	100,000	0	0
SEVERN TRENT SERVICES SAMSCO	3,153	3,153	0	0
SGL CARBON, LLC	3,875	3,875	0	0
SHAKIB, FARZIN	60,350	60,350	0	0
SHAKIR, SAMI A.	1,000	1,000	0	1,000
SHAPIRO, SUMNER	20,000	20,000	0	0

Supplier Name	Total \$	SNL/NM \$	SNL/CA \$	NM\$
SHAW ENVIRONMENTAL	16,530	16,530	0	16,530
SHAW, DAVID G.	46,000	46,000	0	0
SHEGLOVA-MCMAHAN, LARISSA	10,000	10,000	0	10,000
SHELDAHL, INC.	214,308	214,308	0	0
SHENK, DALE P.	20,000	20,000	0	20,000
SHERATON UPTOWN HOTEL	62,650	62,650	0	62,650
SHI-APD CRYOGENICS, INC.	10,590	10,590	0	0
SHIBATEC	1,480	1,480	0	0
SHIMADA, RICHARD Y.	15,000	0	15,000	0
SHIPLEY CO., LLC	77,789	75,876	1,913	0
SHIVA TECHNOLOGIES	2,745	0	2,745	0
SHIYYAB, MOHAMMAD K.	2,130	2,130	0	0
SHOLTIS, JOSEPH A., JR.	23,400	23,400	0	23,400
SHULAR TOOL CO.	15,128	15,128	0	0
SICKLES DISTRIBUTION SALES	7,085	7,085	0	0
SICORP	773,624	773,624	0	773,624
SIEMENS BUILDING TECHNOLOGIES, INC.	10,359	10,359	0	0
SIERADZKI, FRANCIS H.	35,000	35,000	0	35,000
SIERRA CUSTOM ELECTRONICS, INC.	50,134	0	50,134	0
SIERRA MICROWAVE TECHNOLOGY	32,300	32,300	0	0
SIERRA PACIFIC INNOVATIONS	14,986	14,986	0	0
SIGMA SOFTWARE, LLC	168,000	168,000	0	168,000
SIGMA-ALDRICH, INC.	13,360	9,050	4,310	0
SIGMADYNE, INC.	4,500	4,500	0	0
SIGN ART OF NEW MEXICO	3,175	3,175	0	3,175
SIGNAL CONSULTING, INC.	24,999	24,999	0	0
SIGNAL TECHNOLOGY CORP.	1,120	1,120	0	0
SILFVAST, WILLIAM T.	18,550	0	18,550	0
SILICON DESIGNS, INC.	18,500	18,500	0	0
SILICON GRAPHICS FEDERAL, INC.	1,162,425	970,922	191,503	0
SILICON GRAPHICS, INC.	1,171,243	762,684	408,559	514,700
SILICON HEIGHTS COMPUTERS	46,715	46,715	0	46,715
SILICON POWER CORP.	5,850	5,850	0	0
SILICON QUEST INTERNATIONAL	10,811	10,811	0	0
SILICON RESOURCE, LLC	8,625	8,625	0	0
SILLITRONICS, INC.	1,500	0	1,500	0
SILVACO DATA SYSTEMS	19,773	19,773	0	0
SIMCO ELECTRONICS	17,000	0	17,000	0
SIMON BROTHERS	19,058	19,058	0	0
SIMPLEX, INC.	5,800	5,800	0	0
SIMPSON, GARY	5,000	0	5,000	5,000
SIMULATION DYNAMICS	322,635	322,635	0	0
SINCLAIR MANUFACTURING CO.	23,166	23,166	0	0
SINCLAIR, BERNADETTE L.	14,000	14,000	0	14,000
SINK, DARRYL L. & ASSOCIATES, INC.	47,800	47,800	0	0
SIRCHIE FINGER PRINT LABORATORIES, INC.	19,075	0	19,075	0
SISNEROS, EDMUNDO V.	10,000	10,000	0	10,000
SITRAKA, INC.	66,323	66,323	0	0
SIXNET	4,890	4,890	0	0
SKANTEK CORP.	68,690	68,690	0	0
SKY PLUS, LTD.	60,000	60,000	0	0
SKY TECH RESEARCH, INC.	28,750	0	28,750	0
SKYLINE COMPUTER CORP.	18,000	18,000	0	0
SKYTEL FEDERAL	1,000	1,000	0	0
SL CORP.	4,687	4,687	0	0
SLEEP & HUMAN HEALTH INSTITUTE	22,000	22,000	0	22,000

Supplier Name	Total \$	SNL/NM \$	SNL/CA \$	NM\$
SLUYTER, MARSHALL M.	36,000	36,000	0	0
SMALL PRODUCTION RUN, BRANCH OF THE JOINT STOCK CO.	300,000	300,000	0	0
SMALLEY, RICHARD E.	1,000	1,000	0	0
SMARR, LARRY	2,500	2,500	0	0
SMARTEAM, INC.	14,625	14,625	0	0
SMITH, CAROLYN R.	5,000	5,000	0	0
SMITH, D. & CO., LLC	40,000	40,000	0	40,000
SMITH, DAVID G.	7,200	7,200	0	0
SMITH, HAROLD P., JR.	54,000	0	54,000	0
SMITH, J. & ASSOCIATES, INC.	86,248	86,248	0	86,248
SMITH, LEON D.	5,000	5,000	0	5,000
SMOKECLOAK USA, LLC	3,356	3,356	0	0
SNELL & WILCOX, INC.	8,970	8,970	0	0
SNOW COMPANY, INC., THE	55,680	55,680	0	55,680
SNPO ELERON	444,960	444,960	0	0
SODEXHO AMERICA, LLC	600,000	600,000	0	0
SOFT ARTISANS, INC.	2,799	2,799	0	0
SOFT IMAGING SYSTEM CORP.	35,380	35,380	0	0
SOFTWARE FEDERATION, INC	340,000	340,000	0	0
SOFTWARE HOUSE INTERNATIONAL	820,663	820,663	0	0
SOFTWARE PRODUCTIVITY CONSORTIUM	10,550	10,550	0	0
SOL ENERGY	6,000	6,000	0	0
SOLAQUA, INC.	33,100	33,100	0	0
SOLAR LIGHT CO., INC.	5,800	5,800	0	0
SOLAR-TEC SYSTEMS	12,680	12,680	0	0
SOLDER CONNECTIONS, INC.	104,234	104,234	0	0
SOLID DESIGN, INC.	5,000	5,000	0	5,000
SOLIDER'S BIOLOGICAL & CHEMICAL COMMAND	1,453	0	1,453	0
SOLITEC WAFER PROCESSING, INC.	21,773	1,300	20,473	0
SOLITON-NTT	50,000	50,000	0	0
SOLLA-TRONICS	14,956	14,956	0	0
SOLO, INC.	8,775	8,775	0	0
SOLUTIONS4SURE, INC.	26,264	26,264	0	0
SOLUZ, INC.	25,000	25,000	0	0
SOME STUFF FROM HUFF	1,000	1,000	0	1,000
SOMERA COMMUNICATIONS	4,450	4,450	0	0
SONIC ENCLOSURES, LTD.	49,600	49,600	0	0
SONY CORP OF AMERICA	52,954	52,954	0	0
SONY ELECTRONICS, INC.	412,746	412,746	0	0
SOPHISTICATED ALLOYS, INC.	4,145	4,145	0	0
SORENSEN CO.	7,690	7,690	0	0
SORRENTO ELECTRONICS, INC.	305,758	305,758	0	0
SOSONKINA, MARIA	1,050	1,050	0	0
SOUND & SIGNAL SYSTEMS	40,331	40,331	0	40,331
SOUTH BAY SOLUTIONS, INC.	1,500	0	1,500	0
SOUTH DAKOTA SCHOOL OF MINES & TECHNOLOGY	20,000	20,000	0	0
SOUTH DAKOTA STATE UNIVERSITY	6,917	6,917	0	0
SOUTH PLAINS BIOMEDICAL SERVICES, INC.	10,000	10,000	0	10,000
SOUTHERN CALIFORNIA BRAIDING, INC.	34,098	34,098	0	0
SOUTHERN CALIFORNIA MICROWAVE	11,598	11,598	0	0
SOUTHWELL MOORE PERSPECTIVES, INC.	704,401	704,401	0	0
SOUTHWEST CONTROLS, INC.	1,265	1,265	0	0
SOUTHWEST COPY SYSTEMS, INC.	24,626	24,626	0	24,626
SOUTHWEST ENGINEERING ASSOCIATES	200,000	200,000	0	0
SOUTHWEST HAZARD CONTROL, INC.	727,590	727,590	0	727,590

Supplier Name	Total \$	SNL/NM \$	SNL/CA \$	NM\$
SOUTHWEST PERSONNEL, INC.	113,747	113,747	0	113,747
SOUTHWEST PUBLIC AFFAIRS, INC.	40,000	40,000	0	40,000
SOUTHWEST RESEARCH & VERIFICATION SERVICE	9,300	9,300	0	9,300
SOUTHWEST RESEARCH INSTITUTE	118,639	118,639	0	0
SOUTHWEST SCIENCES, INC.	1,950	0	1,950	1,950
SOUTHWEST SEAL & SUPPLY CO.	2,208	2,208	0	2,208
SOUTHWEST TECHNICAL SERVICES	14,242	14,242	0	14,242
SOUTHWEST TRANE	103,763	103,763	0	103,763
SOUTHWEST WATER CONDITIONING	85,053	85,053	0	85,053
SOUTHWEST WIRE SERVICES	17,498	17,498	0	17,498
SOZEN, METE A.	5,000	5,000	0	0
SPACECRAFT COMPONENTS CORP.	6,320	6,320	0	0
SPACESAVER STORAGE SYSTEMS, INC.	32,680	32,680	0	32,680
SPARACINO, E. A., GENERAL CONTRACTING	39,626	0	39,626	0
SPARKLE MAINTENANCE, INC.	242,804	242,804	0	242,804
SPECIALIZED ARMAMENT WAREHOUSE	6,740	6,740	0	0
SPECIALTY COATING SYSTEMS, INC.	30,809	30,809	0	0
SPECIALTY COMMUNICATIONS	20,000	20,000	0	20,000
SPECIALTY TESTING & DEVELOPMENT	2,063	0	2,063	0
SPECTRA LOGIC	6,400	3,700	2,700	0
SPECTRA RESEARCH INSTITUTE	455,000	455,000	0	455,000
SPECTRAL DYNAMICS, INC.	1,666,026	1,552,479	113,547	0
SPECTRAL PRECISION, INC.	74,450	74,450	0	0
SPECTRA-MAT, INC.	45,995	45,995	0	0
SPECTRA-PHYSICS LASERS, INC.	767,512	431,212	336,300	0
SPECTROGON US, INC.	19,990	17,050	2,940	0
SPECTRUM CONTROL, INC.	1,646	1,646	0	0
SPECTRUM SOFTWARE	14,180	14,180	0	0
SPECTRUM STORAGE	38,750	3,400	35,350	0
SPECTRUM SYSTEMS, INC.	190,612	190,612	0	0
SPEED VISION TECHNOLOGIES, INC.	93,405	93,405	0	0
SPEEDFAM IPEC	40,010	40,010	0	0
SPEEDY CIRCUITS	13,990	13,990	0	0
SPENCER, CHARLES E.	10,000	10,000	0	10,000
SPENCER, WILLIAM J.	50,000	50,000	0	0
SPERRYTEK, INC.	4,500	4,500	0	0
SPINDLE, THOMAS L.	10,000	10,000	0	10,000
SPIRA MANUFACTURING CORP.	26,780	26,780	0	0
SPIRAL TECHNOLOGY, INC.	22,299	22,299	0	0
SPIRENT COMMUNICATIONS OF CALABASAS, INC.	546,813	456,213	90,600	0
SPIRENT FEDERAL SYSTEMS	25,000	25,000	0	0
SPIRICON, INC.	29,660	29,660	0	0
SPREITZER, GRETCHEN M.	10,000	10,000	0	0
SPRING INDUSTRIES, INC.	2,250	2,250	0	0
SPRINGS FABRICATION, INC.	149,216	149,216	0	0
SPSS, INC.	63,750	63,750	0	0
SRI INTERNATIONAL	65,000	65,000	0	0
SRS TECHNOLOGIES	44,736	44,736	0	0
SS WHITE TECHNOLOGIES, INC.	2,749	2,749	0	0
SSB TECHNOLOGIES, INC.	2,585	2,585	0	0
SSTC SUSSPE ELERON	36,000	36,000	0	0
ST. JOHN'S UNIVERSITY	22,902	22,902	0	0
ST. JOSEPH MEDICAL CENTER	57,000	57,000	0	57,000
ST. JOSEPHS MEDICARE PLUS HMO	510,000	510,000	0	510,000
STAFFALL, INC.	1,764	1,764	0	0
STAIB INSTRUMENTS	59,100	59,100	0	0

Supplier Name	Total \$	SNL/NM \$	SNL/CA \$	NM\$
STALFORD, HAROLD L.	132,500	132,500	0	132,500
STANDARD MACHINE COMPANY	274,165	274,165	0	274,165
STANDARD REGISTER	1,049	1,049	0	1,049
STANDARD WIRE & CABLE CO.	18,169	18,169	0	0
STANFORD RESEARCH SYSTEMS, INC.	209,788	185,772	24,016	0
STANFORD UNIVERSITY	95,000	0	95,000	0
STANGENES INDUSTRIES, INC.	49,700	49,700	0	0
STANTEC GLOBAL TECHNOLOGIES, LTD.	28,000	0	28,000	0
STAR AVIATION, INC.	6,000	6,000	0	0
STAR LABS, LLC	42,500	42,500	0	42,500
STARCK, H. C.	17,930	17,930	0	0
STARDRIVE DESIGN & DEVELOPMENT, INC.	19,800	19,800	0	0
STARTREE, INC.	25,000	25,000	0	25,000
STATE OF THE ART, INC.	13,883	13,883	0	0
STATEK CORP.	48,243	48,243	0	0
STATWARE, INC.	16,400	16,400	0	0
STATWOOD CONSULTING	15,000	15,000	0	0
STAUBLI UNIMATION, INC.	57,520	57,520	0	0
STAVELEY NDT TECHNOLOGIES, INC.	26,230	26,230	0	0
STAY HIGH DEVELOPMENT & CONSULTING	26,500	26,500	0	26,500
STEALTH NETWORK COMMUNICATIONS	292,390	0	292,390	0
STEIGERWALD, GEORGE A.	10,000	10,000	0	10,000
STEINBRUNER, JOHN	15,000	15,000	0	0
STEINERFILM, INC.	4,285	4,285	0	0
STELLAR TECHNOLOGY	2,837	0	2,837	0
STELLENT, INC.	71,954	71,954	0	0
STEPHENS, DALE R.	1,200	1,200	0	1,200
STEPHENSON, M. B. & ASSOCIATES	168,722	168,722	0	0
STERK, MARLYN W.	24,423	24,423	0	24,423
STERN-LEACH	842,843	842,843	0	0
STEVENS, LOWELL W.	25,000	25,000	0	0
STEVENS, WILLIAM L.	35,000	35,000	0	35,000
STEWART, ROD & ASSOCIATES	3,750	3,750	0	3,750
STEWART, WILLIS, INC.	229,492	229,492	0	0
STINE, WILLIAM B.	1,125	1,125	0	1,125
STN-COLUMBUS	20,000	20,000	0	0
STOLLER, S. M. CORP.	508,820	508,820	0	508,820
STONE & WEBSTER, INC.	647,189	647,189	0	0
STONER ASSOCIATES, INC.	5,747	5,747	0	0
STORAGE AREA NETWORKS	76,654	76,654	0	0
STORAGE CONCEPTS, INC.	19,600	19,600	0	0
STORAGETEK	124,275	124,275	0	0
STORNET, INC.	18,501	18,501	0	0
STOUT GROUP, INC., THE	128,964	128,964	0	128,964
STRANDIN, GERALD EUGENE	16,000	0	16,000	0
STRANGE MEDIA PRODUCTIONS	50,000	0	50,000	0
STRATEDGE	5,327	5,327	0	0
STRATEGIC ASSET MANAGEMENT	24,900	24,900	0	0
STRATEGIC LEARNING SERVICE	210,300	210,300	0	210,300
STRATEGIC TECHNOLOGIES, INC.	662,097	662,097	0	662,097
STRATEGY WORKS	29,587	29,587	0	29,587
STREITZ, NORBERT A.	1,000	1,000	0	0
STRESS ENGINEERING SERVICES	186,970	186,970	0	0
STRESS PHOTONICS	4,000	4,000	0	0
STRIGIDAE TECHNOLOGIES, INC.	2,500	2,500	0	0
STROTHMAN ASSOCIATES, INC.	53,000	53,000	0	0

Supplier Name	Total \$	SNL/NM \$	SNL/CA \$	NM\$
STRUCTURAL DYNAMICS RESEARCH CORP.	16,830	16,830	0	0
STRUCTURE PROBE, INC.	7,064	7,064	0	0
STRUCTURED TECHNOLOGY GROUP, INC.	18,985	18,985	0	0
STRUERS, INC.	66,820	66,820	0	0
SUAREZ, ALMUDENA	1,500	1,500	0	0
SUBURBAN PROPANE	90,000	90,000	0	0
SULLIVAN & BRAMPTON	9,558	0	9,558	0
SULLIVAN, MICHAEL A.	61,000	61,000	0	61,000
SULLIVAN, THOMAS DANIEL	42,741	42,741	0	42,741
SUMITOMO ELECTRIC SEMICONDUCTOR	79,500	79,500	0	0
SUMMIT CONSTRUCTION	12,638,565	12,638,565	0	12,638,565
SUMMIT ELECTRIC SUPPLY, INC.	6,720	6,720	0	6,720
SUMMIT LEVEL ENGINEERING	7,375	0	7,375	0
SUN & SON	9,000	9,000	0	9,000
SUN MICROSYSTEMS, INC.	510,155	510,155	0	0
SUN SALES, CO.	44,278	44,278	0	44,278
SUN VALLEY ELECTRIC SUPPLY CO.	14,131	14,131	0	0
SUNATECH, INC.	98,900	0	98,900	0
SUNDBERG, W. DAVID	42,000	42,000	0	42,000
SUNSHINE SEMICONDUCTOR, INC.	7,500	7,500	0	0
SUNSOURCE AIRDRAULICS	59,331	59,331	0	0
SUNTECH CONSULTING SERVICES, INC.	30,000	30,000	0	30,000
SUNWEST BUSINESS PRODUCTS	1,543	1,543	0	1,543
SUNWEST CAD, INC.	279,521	279,521	0	279,521
SUPER LOGICS, INC.	13,078	13,078	0	0
SUPERIAIRE TECHNOLOGIES, LLC	122,234	122,234	0	122,234
SUPERIOR MACHINE & SERVICE CO.	26,863	0	26,863	0
SUPERIOR MICROPOWDERS, LLC	40,000	40,000	0	40,000
SUPERSTRUCTURE SYSTEMS, INC.	1,580	1,580	0	0
SUPPLIER BASE MANUFACTURING	10,000	10,000	0	0
SURFACE PREPARATION LABORATORY	10,980	5,720	5,260	0
SURFACE SOLUTIONS, INC.	12,381	12,381	0	0
SURMET CORP.	1,700	1,700	0	0
SUSS MICROTEC, INC.	587,090	587,090	0	0
SUSS, KARL AMERICA, INC.	28,220	26,570	1,650	0
SUTTER INSTRUMENT CO.	12,420	12,420	0	0
SV MICROWAVE	14,110	14,110	0	0
SWAMP OPTICS, LLC	40,685	40,685	0	0
SWANSON, HAROLD W., JR.	3,000	3,000	0	0
SWATCH GROUP, INC.	72,040	72,040	0	0
SWISS JEWEL CO.	59,205	58,740	465	0
SY TECHNOLOGY, INC.	35,000	35,000	0	0
SYBASE, INC.	26,234	26,234	0	0
SYMBOL TECHNOLOGIES, INC.	29,649	29,649	0	0
SYMMETRICOM	16,740	0	16,740	0
SYMMETRICS, INC.	25,403	25,403	0	25,403
SYNAPSE FILM & VIDEO, INC.	25,000	25,000	0	0
SYNERGY MICROSYSTEMS, INC.	122,650	122,650	0	0
SYNERGY VACUUM, INC.	20,700	20,700	0	0
SYNOPSIS, INC.	682,552	682,552	0	0
SYNPLICITY, INC.	9,168	9,168	0	0
SYPRIS DATA SYSTEMS, INC.	117,456	43,871	73,585	0
SYSCOM SERVICES, INC.	3,045	0	3,045	0
SYSTEL, INC.	4,910	4,910	0	0
SYSTEM CONTROL TECHNOLOGY	501,401	501,401	0	0
SYSTEM ENGINEERING INTERNATIONAL	1,859	1,859	0	0

Supplier Name	Total \$	SNL/NM \$	SNL/CA \$	NM\$
SYSTEM RESALE SOLUTIONS IV, LTD.	1,100	1,100	0	0
SYSTEMS INTEGRATION PLUS, INC.	272,655	191,875	80,780	0
SYSTEMS SOLUTIONS GROUP	464,155	464,155	0	464,155
SYSTRAN CORP.	4,995	4,995	0	0
SYSTRON-DONNER	15,987	15,987	0	0
T G PEST CONTROL, INC.	50,000	50,000	0	0
T SQUARED MANUFACTURING CORP.	6,627	6,627	0	0
T&M RESEARCH PRODUCTS	28,260	28,260	0	28,260
TA INSTRUMENTS, INC.	61,380	61,380	0	0
TABER INDUSTRIES	3,702	0	3,702	0
TAJK ACADEMY OF SCIENCES	13,500	13,500	0	0
TAK ENTERPRISES, INC.	3,394	3,394	0	0
TAL MATERIALS	1,000	0	1,000	0
TALARIAN CORP.	52,400	52,400	0	0
TALITY, INC.	445,200	445,200	0	0
TALLEY COMMUNICATIONS CORP.	7,536	7,536	0	0
TANNER RESEARCH, INC.	19,556	19,556	0	0
TANNER, DUNCAN N.	30,000	0	30,000	0
TATE, INC.	264,562	264,562	0	0
TAURUS CO.	1,900	1,900	0	0
TAYCAR ENTERPRISES, INC.	46,001	46,001	0	46,001
TAYLOR, MARVIN K.	10,000	10,000	0	10,000
TAYLOR-HOBSON, INC.	3,836	3,836	0	0
TBCB PHARMACEUTICAL EQUIPMENT GROUP	2,800	2,800	0	0
TBE GROUP, INC.	4,950	4,950	0	4,950
TCS INDUSTRIES	5,000	5,000	0	5,000
TCSS FSUE "SSIA ELERON"	710,000	710,000	0	0
TEAC CORP. OF AMERICA	1,291	1,291	0	0
TEAM ANALYSIS, INC.	14,261	14,261	0	0
TEAM CORP.	3,500	3,500	0	0
TEAM SPECIALTY PRODUCTS CORP.	6,230,853	6,230,853	0	6,230,853
TEAMQUEST CORP.	4,758	4,758	0	0
TEAM-SERV, INC.	55,000	55,000	0	0
TECH SERVICES INTERNATIONAL, INC.	60,000	60,000	0	0
TECH SERVICES, INC.	8,650	8,650	0	0
TECH SOFT AMERICA	10,000	10,000	0	0
TECH SPRAY	8,709	8,709	0	0
TECHCOACH, INC.	34,700	34,700	0	0
TECHNADYNE ENGINEERING CONSULTANTS, INC.	644,801	644,801	0	644,801
TECHNIC, INC.	7,914	1,214	6,700	0
TECHNICAL GLASS PRODUCTS	6,800	6,800	0	0
TECHNICAL INSTRUMENTS CO.	126,418	107,778	18,640	0
TECHNICAL MANUFACTURING CORP.	51,695	41,695	10,000	0
TECHNICAL MARKETING MANUFACTURING, INC.	52,500	52,500	0	52,500
TECHNICAL MATERIALS, INC.	13,027	13,027	0	0
TECHNICAL ORDNANCE, INC.	8,800	8,800	0	0
TECHNICAL SAFETY SERVICES, INC.	2,890	0	2,890	0
TECHNICAL SOLUTIONS, INC.	1,560	1,560	0	1,560
TECHNISCHE FACHHOCHSCHULE BERLIN	19,500	0	19,500	0
TECHNI-TOOL, INC.	16,909	10,400	6,509	0
TECHNOLOGY GROUP, THE	12,000	12,000	0	0
TECHNOLOGY INTEGRATION GROUP	20,843,039	20,843,039	0	20,843,039
TECHNOLOGY MANAGEMENT CO.	1,840,000	1,840,000	0	1,840,000
TECHNOLOGY PERSPECTIVES	6,200	6,200	0	0
TECHNOLOGY RENTALS & SERVICES (TRS)	4,213	4,213	0	0
TECHNOLOGY STRATEGIES & ALLIANCES	25,000	25,000	0	0

Supplier Name	Total \$	SNL/NM \$	SNL/CA \$	NM\$
TECHNOLOGY VENTURES CORP.	26,000	26,000	0	26,000
TECHSOURCE, INC.	7,482	7,482	0	7,482
TECHTRANS INTERNATIONAL	450,000	450,000	0	0
TECMRKT WORKS	30,000	0	30,000	0
TECNAR AUTOMATION, LTD.	13,025	13,025	0	0
TEF CONSTRUCTION, INC.	392,511	392,511	0	392,511
TEGCO MANUFACTURING	7,400	7,400	0	7,400
TEI ENGINEERED PRODUCTS, INC.	19,469	19,469	0	0
TEIJIN SEIKI ADVANCE TECHNOLOGIES, INC.	16,970	16,970	0	0
TEK MICROSYSTEMS, INC.	2,495	2,495	0	0
TEKNET ELECTRONICS	23,000	23,000	0	0
TEKSCAN, INC.	36,140	36,140	0	0
TEKTRONIX, INC.	1,759,948	1,687,200	72,748	104,244
TEK-VAC INDUSTRIES, INC.	36,300	36,300	0	0
TELECOMMUNICATIONS & TECHNOLOGIES	27,000	27,000	0	0
TELELOGIC NORTH AMERICA, INC.	21,008	21,008	0	0
TELEMARK	8,760	8,760	0	0
TELENETICS CORP.	17,100	17,100	0	0
TELERIO, INC.	1,505,036	1,505,036	0	1,505,036
TELETRONICS TECHNOLOGY CORP.	11,000	11,000	0	0
TELEX COMMUNICATIONS	2,087	2,087	0	0
TELOS EDV SYSTEMENTWICK GMBH	4,628	4,628	0	0
TEMCO TOOL CO., INC.	3,246	3,246	0	0
TEMCO, INC.	1,750	1,750	0	0
TEMPEST TECHNICAL SERVICES, INC.	4,000	4,000	0	4,000
TEMPRO INTERNATIONAL CORP.	2,996	2,996	0	0
TENNESSEE TECHNOLOGICAL UNIVERSITY	35,000	35,000	0	0
TERADYNE, INC.	158,440	158,440	0	0
TERASCALE, LLC	207,000	0	207,000	0
TERRA UNIVERSAL, INC.	90,180	90,180	0	0
TERRADIGM, INC.	9,998	9,998	0	9,998
TERRAIN EXPERTS, INC.	98,920	79,485	19,435	0
TERTRAIS, BRUNO	1,900	1,900	0	0
TESA ENTRY SYSTEMS, INC.	7,130	7,130	0	0
TESCOM CORP.	3,041	0	3,041	0
TESSCO	7,499	7,499	0	0
TESTEQUITY, INC.	23,150	23,150	0	0
TESTRESOURCES, INC.	12,700	12,700	0	0
TETRA TECH EM, INC.	9,500	9,500	0	9,500
TEXAS A&M RESEARCH FOUNDATION	221,176	221,176	0	0
TEXAS A&M UNIVERSITY SYSTEM, THE	122,500	122,500	0	0
TEXAS COMPONENTS CORP.	5,810	5,810	0	0
TEXAS ENGINEERING EXPERIMENT STATION	94,450	94,450	0	0
TEXAS STUD WELD & FAST	5,026	5,026	0	0
TEXAS TECH UNIVERSITY	224,521	224,521	0	0
TEXTILE CLOTHING TECHNOLOGY CORPORATION	15,500	15,500	0	0
THACHER, PHILIP D.	15,000	15,000	0	15,000
THALES COMPUTERS, INC.	5,700	5,700	0	0
THERMAL CERAMICS	7,805	7,805	0	0
THERMAL EQUIPMENT CORP.	322,575	322,575	0	0
THERMIONICS LABORATORY, INC.	7,085	7,085	0	0
THERMIONICS NORTHWEST, INC.	107,488	107,488	0	0
THERMO EBERLINE	247,841	247,841	0	226,807
THERMO ELECTRON CORP.	3,794	3,495	299	0
THERMO ELECTRON SPECTROSCOPY	32,785	32,785	0	0
THERMO ELEMENTAL	15,000	0	15,000	0

Supplier Name	Total \$	SNL/NM \$	SNL/CA \$	NM\$
THERMO ENVIRONMENTAL INSTRUMENTS, INC.	20,621	0	20,621	0
THERMO FINNIGAN, LLC	55,742	55,742	0	0
THERMO GALACTIC	1,995	1,995	0	0
THERMO GAMMA-METRICS	79,988	79,988	0	0
THERMO KEYTEK	15,240	0	15,240	0
THERMO MF PHYSICS	186,000	186,000	0	0
THERMO NICOLET CORP.	445,792	445,792	0	0
THERMO NORAN	95,086	40,876	54,210	0
THERMO ORIEL	70,234	70,234	0	0
THERMOELECTRIC COOLING AMERICAN CORP.	3,500	3,500	0	0
THERMOHAAKE	3,315	0	3,315	0
THERMONICS, INC.	84,390	84,390	0	0
THERMOTRON INDUSTRIES, INC.	18,032	14,880	3,152	0
THETA PLATE, INC.	11,028	11,028	0	11,028
THIN FILM LAB	12,000	12,000	0	0
THIOKOL CORP.	173,631	173,631	0	0
THOMAS, GEORGE J.	50,000	0	50,000	0
THOMAS, ROBERT J.	24,000	24,000	0	0
THOMPSON ENGINEERING	12,021	12,021	0	12,021
THOMPSON MANAGEMENT CONSULTING SERVICES, LLC	175,000	175,000	0	0
THOMPSON, LEIGH	9,000	9,000	0	0
THOMSON, BRUCE M.	11,651	11,651	0	11,651
THOMSON, G. S. CO. OF NM	59,190	59,190	0	59,190
THORLABS, INC.	21,097	21,097	0	0
THORNE, BILLY J.	68,000	68,000	0	68,000
THORNTON ASSOCIATES, INC.	1,875	1,875	0	0
THUNDER SCIENTIFIC CORP.	19,300	19,300	0	19,300
THYSSEN ELEVATOR CORP.	15,000	0	15,000	0
TIBOR TOTH	4,000	4,000	0	0
TIERNEY, MARTIN S.	25,500	25,500	0	25,500
TILLS, JACK & ASSOCIATES	58,500	58,500	0	58,500
TIME SOLUTIONS, INC.	62,839	62,839	0	62,839
TIMKEN SUPER PRECISION MPB	133,123	133,123	0	0
TIPTON, DONALD D.	10,000	10,000	0	10,000
TISCOR	1,300	0	1,300	0
TITAN SYSTEMS CORP.	389,534	389,534	0	0
TLC, INC.	72,556	72,556	0	0
TMA, INC.	1,182	1,182	0	1,182
TNO	60,000	0	60,000	0
TOGETHERSOFT, LLC	83,252	83,252	0	0
TOGO, DENNIS	28,000	28,000	0	28,000
TOMAN, THERESE M.	25,000	25,000	0	25,000
TOSHIBA AMERICA ELECTRONIC COMPONENTS, INC.	4,135	4,135	0	0
TOSOH SMD, INC.	13,440	13,440	0	0
TOTAL AIRCRAFT SERVICES, INC.	11,770	11,770	0	0
TOTAL FAB SOLUTIONS	675,597	675,597	0	0
TOUCH CONTROLS, INC.	60,196	60,196	0	0
TO-VEL INDUSTRIES, INC.	368,000	368,000	0	0
TOWER SYSTEMS, INC.	5,669	5,669	0	0
TOWNE TECHNOLOGIES, INC.	57,645	57,645	0	0
TOWNE, THOMAS L.	15,000	15,000	0	15,000
TOWNS, ELENEOR S.	3,439	3,439	0	3,000
TOYOTA MATERIAL HANDLING	24,400	0	24,400	0
TPL, INC.	127,103	127,103	0	127,103
TRACEWELL SYSTEMS	1,965	1,965	0	0

Supplier Name	Total \$	SNL/NM \$	SNL/CA \$	NM\$
TRA-CON, INC.	4,717	4,717	0	0
TRAIL KING INDUSTRIES	22,239	0	22,239	0
TRANE CO., THE	157,590	4,250	153,340	0
TRANS 2000, INC.	4,800	4,800	0	0
TRANS TEK, INC.	8,996	8,996	0	0
TRANS UNION, LLC	4,000	4,000	0	4,000
TRANSETTLEMENTS, INC.	7,500	0	7,500	0
TRANSFER ENGINEERING	20,992	20,992	0	0
TRANSISTOR DEVICES, INC.	21,000	21,000	0	0
TRANSOLUTIONS, LLC	395,688	395,688	0	0
TRANSPORTATION STRATEGIES INTERNATIONAL, INC.	125,000	125,000	0	0
TRAPEZIUM TECHNOLOGY	3,000	3,000	0	3,000
TREBOR INTERNATIONAL	20,713	20,713	0	0
TREK, INC.	26,020	12,355	13,665	0
TRENCH LIMITED	36,800	36,800	0	0
TREX ENTERPRISES CORP.	25,000	25,000	0	0
TRI TOOL, INC.	35,160	35,160	0	0
TRIANGLE PAVING CO., INC.	359,524	359,524	0	359,524
TRICORE REFERENCE LABORATORIES	35,000	35,000	0	35,000
TRI-GAS, INC.	2,206,703	2,206,703	0	2,206,703
TRIGON SALES, INC.	51,559	51,559	0	0
TRILITHIC, INC.	4,478	4,478	0	0
TRI-MODELS, INC.	96,489	96,489	0	0
TRION TECHNOLOGY, INC.	462,000	462,000	0	0
TRIQUINT SEMICONDUCTOR, INC.	78,400	78,400	0	0
TRI-STAR INTERNATIONAL	5,175	5,175	0	0
TRIVELPIECE, ALVIN W.	59,000	59,000	0	0
TROXELL COMMUNICATIONS, INC.	10,883	10,883	0	10,883
TROYANOVSKY, BORIS	1,050	1,050	0	0
TRUETIME, INC.	118,281	118,281	0	0
TRUJILLO, A. T., INC.	3,382,657	3,382,657	0	3,382,657
TRULY NOLEN EXTERMINATING, INC.	55,000	55,000	0	55,000
TRUMPF, INC.	84,209	84,209	0	0
TRW, INC.	3,476,402	3,476,402	0	1,667,947
TSI, INC.	224,223	224,223	0	0
TSK AMERICA, INC.	2,164	2,164	0	0
TSUI, DANIEL C.	10,000	10,000	0	0
TTI, INC.	21,142	21,142	0	0
TUCK, A. J. CO.	3,198	3,198	0	0
TULANE UNIVERSITY	10,000	10,000	0	0
TUNDRA SEMICONDUCTOR	1,244	1,244	0	0
TURF & INDUSTRIAL EQUIPMENT CO.	41,268	0	41,268	0
TURN-KEY OPERATIONS, INC.	6,600	0	6,600	0
TUSTIN TECHNICAL INSTITUTE, INC.	7,500	0	7,500	0
TUTHILL VACUUM SYSTEMS	58,815	58,815	0	0
TVC COMMUNICATIONS, INC.	30,952	30,952	0	0
TVI WORKFORCE TRAINING CENTER	25,305	25,305	0	25,305
TWIN CITY EDM, INC.	19,234	19,234	0	0
TWIN MOUNTAIN CONSTRUCTION II CO.	30,000	30,000	0	30,000
TWO PHASE ENGINEERING & RESEARCH, INC.	75,000	75,000	0	0
TYCO ELECTRONICS CORP.	276,538	276,538	0	0
TYCO ELECTRONICS POWER SYSTEM	61,294	0	61,294	0
TYCO ELECTRONICS PRINTED CIRCUIT GROUP	20,900	10,000	10,900	0
TYGH SILICON	1,169	0	1,169	0
UC APPLICATIONS LAB, INC.	1,000	1,000	0	0
U-C COMPONENTS, INC.	7,378	7,378	0	0

Supplier Name	Total \$	SNL/NM \$	SNL/CA \$	NM\$
UCAR CARBON CO., INC.	10,836	10,836	0	0
UDT INSTRUMENTS	3,809	3,809	0	0
UDT SENSORS, INC.	129,478	129,478	0	0
UFP TECHNOLOGIES, INC.	22,176	22,176	0	0
UHL, JAMES E.	3,000	3,000	0	3,000
UHV SPUTTERING, INC.	1,500	0	1,500	0
UIC SCIENCE DIVISION	425,000	425,000	0	0
ULTIMATE ELECTRONICS	31,040	31,040	0	31,040
ULTIMATE PLUMBING	1,980	1,980	0	1,980
ULTRA-SCAN CORP.	3,541	3,541	0	0
ULYSSIX TECHNOLOGIES, INC.	55,600	55,600	0	0
UNAXIS USA, INC.	58,316	58,316	0	0
UNDERSTANDING SYSTEMS	170,000	170,000	0	0
UNDERWRITERS LABORATORIES, INC.	319,983	312,003	7,980	0
UNHOLTZ-DICKIE CORP.	567,480	567,480	0	0
UNICIRCUIT, INC.	66,369	66,369	0	0
UNIFILM TECHNOLOGY	1,950	1,950	0	0
UNIGRAPHICS SOLUTIONS, INC.	117,532	14,050	103,482	0
UNION COLLEGE	25,000	25,000	0	0
UNIQU VISION, INC.	15,660	15,660	0	0
UNIQUE SERVICES CO.	67,638	67,638	0	67,638
UNIQUE WIRE WEAVING CO., INC.	1,458	1,458	0	0
UNISORB CORP.	32,600	0	32,600	0
UNISTRUT CONSTRUCTION	7,168	0	7,168	0
UNITED AIRLINES	5,547	5,547	0	0
UNITED MINERAL CHEMICAL CORP.	15,838	15,838	0	0
UNITED OF OMAHA LIFE INSURANCE CO.	3,350,528	3,350,528	0	0
UNITEK EQUIPMENT, INC.	21,824	21,824	0	0
UNITEMP GMBH	23,861	0	23,861	0
UNITY COMMUNICATION, INC.	3,400	3,400	0	0
UNIVERSAL TECHNOLOGY CORP.	10,000	10,000	0	0
UNIVERSAL VOLTRONICS CORP.	1,925	1,925	0	0
UNIVERSITY CORP. FOR ATMOSPHERIC RESEARCH	50,000	0	50,000	0
UNIVERSITY OF ALASKA - FAIRBANKS	262,555	262,555	0	0
UNIVERSITY OF ARIZONA, THE	1,141,657	1,028,657	113,000	0
UNIVERSITY OF CALIFORNIA REGENTS AT BERKELEY	130,907	60,907	70,000	0
UNIVERSITY OF CALIFORNIA REGENTS AT DAVIS	230,040	73,320	156,720	0
UNIVERSITY OF CALIFORNIA REGENTS AT IRVINE	145,000	35,000	110,000	0
UNIVERSITY OF CALIFORNIA REGENTS AT LOS ANGELES	65,000	65,000	0	0
UNIVERSITY OF CALIFORNIA REGENTS AT RIVERSIDE	219,910	0	219,910	0
UNIVERSITY OF CALIFORNIA REGENTS AT SANTA BARBARA	25,000	25,000	0	0
UNIVERSITY OF CENTRAL FLORIDA	27,300	27,300	0	0
UNIVERSITY OF CINCINNATI	76,000	76,000	0	0
UNIVERSITY OF COLOGNE	6,000	6,000	0	0
UNIVERSITY OF COLORADO	1,263,771	1,173,771	90,000	0
UNIVERSITY OF FLORIDA	216,177	141,177	75,000	0
UNIVERSITY OF HOUSTON	25,000	25,000	0	0
UNIVERSITY OF IDAHO	57,305	57,305	0	0
UNIVERSITY OF ILLINOIS	670,859	590,429	80,430	0
UNIVERSITY OF KENTUCKY	62,997	62,997	0	0
UNIVERSITY OF LOUISIANA AT LAFAYETTE	60,000	60,000	0	0
UNIVERSITY OF MARYLAND	60,000	60,000	0	0
UNIVERSITY OF MARYLAND FOUNDATION	65,000	65,000	0	0
UNIVERSITY OF MASSACHUSETTS	352,355	0	352,355	0

Supplier Name	Total \$	SNL/NM \$	SNL/CA \$	NM\$
UNIVERSITY OF MICHIGAN, THE REGENTS OF THE	513,719	491,954	21,765	0
UNIVERSITY OF MINNESOTA	13,661	40,000	(26,339)	0
UNIVERSITY OF MISSISSIPPI	148,423	148,423	0	0
UNIVERSITY OF MISSOURI	120,035	120,035	0	0
UNIVERSITY OF MONTANA, THE	50,000	0	50,000	0
UNIVERSITY OF NEBRASKA	136,565	136,565	0	0
UNIVERSITY OF NEVADA RENO	164,332	164,332	0	0
UNIVERSITY OF NEW MEXICO	5,438,414	5,438,314	100	5,438,314
UNIVERSITY OF NORTH CAROLINA, THE	14,486	14,486	0	0
UNIVERSITY OF NORTH TEXAS	85,000	85,000	0	0
UNIVERSITY OF NOTRE DAME DU LAC	19,349	19,349	0	0
UNIVERSITY OF ROCHESTER	50,000	50,000	0	0
UNIVERSITY OF SOUTH FLORIDA	319,928	0	319,928	0
UNIVERSITY OF SOUTHERN CALIFORNIA	110,000	110,000	0	0
UNIVERSITY OF SURREY	30,424	30,424	0	0
UNIVERSITY OF TENNESSEE	29,544	29,544	0	0
UNIVERSITY OF TEXAS	7,715	7,715	0	0
UNIVERSITY OF TEXAS AT EL PASO	178,827	178,827	0	0
UNIVERSITY OF TEXAS AUSTIN	572,992	522,992	50,000	0
UNIVERSITY OF UTAH	139,635	64,635	75,000	0
UNIVERSITY OF VIRGINIA	42,750	42,750	0	0
UNIVERSITY OF WASHINGTON	139,344	105,432	33,912	0
UNIVERSITY OF WATERLOO	79,008	79,008	0	0
UNIVERSITY OF WISCONSIN	478,002	403,002	75,000	0
UNIVERTICAL CORP.	1,012	0	1,012	0
URS GROUP, INC.	5,086,540	4,998,000	88,540	4,998,000
US CONEC, LTD.	6,567	6,567	0	0
US FILTER CORP.	681,137	621,837	59,300	621,837
US NANOCORP, INC.	8,300	8,300	0	0
US SECURITY ASSOCIATES, INC.	11,232,906	5,600,000	5,632,906	0
US STONEWARE CORP.	1,475	1,475	0	0
US WEST COMMUNICATIONS FEDERAL SERVICES, INC	350,000	350,000	0	350,000
US, INC.	9,209	9,209	0	0
USA ASSET AUCTIONS	5,000	5,000	0	0
USAT (I C LOGIC)	5,001	5,001	0	0
USHIO AMERICA, INC.	6,235	6,235	0	0
USI ULTRON SYSTEMS, INC.	37,700	37,700	0	0
UTAH STATE UNIVERSITY	22,264	22,264	0	0
UTE MICROWAVE, INC.	1,485	1,485	0	0
UUNET TECHNOLOGIES, INC.	3,810	3,810	0	0
UVOCS, INC.	7,875	7,875	0	0
V&S MOLDING, INC.	1,100	1,100	0	0
VA SOFTWARE CORP.	635,220	635,220	0	0
VACUUM ATMOSPHERES CO.	41,261	41,261	0	0
VACUUM ENERGY, INC.	37,022	0	37,022	0
VACUUM PROCESS TECHNOLOGY, INC.	1,064,000	1,064,000	0	0
VACUUM TECHNOLOGY, INC.	15,985	15,985	0	0
VAISALA, INC.	39,194	39,194	0	0
VALCO INSTRUMENTS	2,119	2,119	0	0
VAL-COMM, INC.	330,000	330,000	0	330,000
VALDEZ, ALBERT I.	3,860	3,860	0	3,860
VALEX CORP.	51,682	51,682	0	51,682
VALLEN SAFETY SUPPLY CO.	42,424	42,424	0	42,424
VALLEY ENGINEERING GROUP, INC.	62,450	0	62,450	0
VALLEY METALS	3,379	3,379	0	0
VALLEY PRECISION, INC.	30,898	0	30,898	0

Supplier Name	Total \$	SNL/NM \$	SNL/CA \$	NM\$
VALLEY PROTEINS, INC.	2,160	2,160	0	2,160
VALMONT MICROFLECT	5,268	5,268	0	0
VALORANI, MAURO	50,000	0	50,000	0
VALUE MANAGEMENT STRATEGIES, INC.	53,150	0	53,150	0
VALYN-VIP	4,000	4,000	0	4,000
VAN DOREN CO.	10,800	10,800	0	0
VANDERBILT UNIVERSITY	137,775	137,775	0	0
VANDEWART, RUTHE LYNN	40,000	40,000	0	40,000
VANGUARD ELECTRONICS CO., INC.	152,936	152,936	0	0
VANGUARD RUGGED STORAGE, LLC	30,525	30,525	0	0
VAPOR BLAST MANUFACTURING CO.	7,695	7,695	0	0
VARIAN ASSOCIATES, INC.	556,410	543,104	13,306	0
VARIAN SEMICONDUCTOR EQUIPMENT ASSOC.	2,430,714	2,430,714	0	0
VARIAN, INC.	290,186	272,591	17,595	0
VARTECH DISPLAYS	10,060	10,060	0	0
VARTEK ASSOCIATES, LLC	323,596	323,596	0	0
VAS ENGINEERING, INC.	4,176	4,176	0	0
VASEY, STEPHEN J.	50,000	0	50,000	0
VASILE, MICHAEL J.	59,560	59,560	0	17,560
VAT, INC.	35,540	35,540	0	0
VATELL CORP.	6,440	6,440	0	0
VECTRON LABORATORIES, INC.	2,226	2,226	0	0
VED PRAKASH MALIK	2,000	2,000	0	0
VEECO APPLIED EPI	2,640	2,640	0	0
VEECO INSTRUMENTS	67,140	17,440	49,700	0
VEECO METROLOGY GROUP, LLC	63,154	61,404	1,750	0
VELIKHOV, EVGENY PAVLOVICH	1,000	1,000	0	0
VELMEX, INC.	2,736	2,736	0	0
VENA ENGINEERING CORP.	22,000	22,000	0	0
VENDEN, KELLY D.	46,000	46,000	0	0
VERIDIAN SYSTEMS, INC.	1,125	1,125	0	0
VERISIGN, INC.	36,252	36,252	0	0
VERITAS SOFTWARE	13,372	13,372	0	0
VERITY, INC.	203,714	203,714	0	0
VERIZON FEDERAL, INC.	39,307	0	39,307	0
VERIZON WIRELESS	767,956	767,956	0	765,656
VERMONT PHOTONICS	133,904	133,904	0	0
VERSATRUSS	2,650	2,650	0	0
VERTEQ, INC.	42,229	42,229	0	0
VERTEX MICROWAVE PRODUCTS, INC.	8,970	8,970	0	0
VG SCIENTIFIC	13,161	13,161	0	0
VIA, INC.	290,000	290,000	0	290,000
VIBRO-ACOUSTIC SCIENCES, INC.	31,500	31,500	0	0
VICOR CORP.	6,264	6,264	0	0
VIDEO NOW	11,881	11,881	0	0
VIDEO TECHNICAL SERVICES, INC.	79,134	79,134	0	79,134
VIEW ENGINEERING, INC.	13,145	0	13,145	0
VIGIL, MANUEL G.	40,000	40,000	0	40,000
VIMA INTERNATIONAL, INC.	76,251	76,251	0	0
VINDICATOR TECHNOLOGIES	98,175	98,175	0	0
VINSON PROCESS CONTROLS CO.	1,836	1,836	0	0
VIRAGE, INC.	330,000	330,000	0	0
VIRGINIA POLYTECHNIC INSTITUTE	212,511	152,511	60,000	0
VIRGINIA SEMICONDUCTOR	14,973	14,973	0	0
VIRGINIA STATE POLICE	40,000	40,000	0	0
VIRTUAL TECHNOLOGIES, INC.	17,000	17,000	0	0

Supplier Name	Total \$	SNL/NM \$	SNL/CA \$	NM\$
VISCOUNT VIDEO SALES	5,715	5,715	0	0
VISHAY AMERICAS	6,326	6,326	0	0
VISHAY DALE ELECTRONICS, INC.	758,062	758,062	0	0
VISIBLE SYSTEMS CORP.	3,100	3,100	0	0
VISION COMPOSITE	4,800	4,800	0	0
VISION ENGINEERING, INC.	78,390	65,150	13,240	0
VISIONAEL CORP.	45,000	45,000	0	0
VISTA CONTROL SYSTEMS, INC.	13,528	13,528	0	13,528
VISUAL APEX, INC.	37,194	0	37,194	0
VISUAL CIRCUITS CORP.	16,097	16,097	0	0
VISUAL INSTRUMENTATION CORP.	122,023	122,023	0	0
VISUAL NUMERICS, INC.	3,860	3,860	0	0
VISUAL PRODUCTS, INC.	9,125	9,125	0	0
VITEL	71,010	71,010	0	71,010
VITTITOE, CHARLES N.	55,000	55,000	0	55,000
VLOC	16,045	14,545	1,500	0
VMETRO, INC.	53,305	53,305	0	0
VMS NORTH AMERICA	18,324	18,324	0	0
VOCATIONAL EVALUATION & REHAB SERVICE	9,966	9,966	0	9,966
VOCES, INC.	3,000	3,000	0	3,000
VOGAN, WAYNE	2,800	2,800	0	0
VOSS SCIENTIFIC, INC.	70,060	70,060	0	70,060
VOTAW PRECISION TECHNOLOGIES, INC.	39,535	39,535	0	0
VOYAGE TECHNOLOGIES	4,000	4,000	0	0
VWR INTERNATIONAL	657,317	657,317	0	657,317
VWR SCIENTIFIC PRODUCTS	9,608	0	9,608	0
VXI TECHNOLOGY, INC.	228,215	228,215	0	0
VYTEK WIRELESS	3,180	3,180	0	0
WAFER TECHNOLOGY, LTD.	94,430	94,430	0	0
WAISMAN, EDUARDO	18,000	18,000	0	0
WAKE FOREST UNIVERSITY	14,939	14,939	0	0
WALGREENS CO.	100,000	100,000	0	0
WALKER HI-TECH, INC.	25,367	25,367	0	25,367
WALKER LDJ SCIENTIFIC, INC.	29,285	29,285	0	0
WALKER, HOMER F.	1,050	1,050	0	0
WALSH, MIKE ENTERPRISES	6,161	6,161	0	0
WANGEN, LAWRENCE E.	50,000	50,000	0	0
WARNING SYSTEMS, INC.	427,270	400,270	27,000	0
WASHBURNE, MARGARET WERNER	40,000	40,000	0	40,000
WASHINGTON INSTITUTE, INC., THE	453,000	0	453,000	0
WASHINGTON POLICY & ANALYSIS, INC.	50,000	50,000	0	0
WASHINGTON STATE UNIVERSITY	253,596	168,596	85,000	0
WASTE MANAGEMENT OF NM	30,246	30,246	0	30,246
WATERLOO MAPLE SOFTWARE	3,564	3,564	0	0
WATERMARK NUMERICAL COMPUTING	6,000	6,000	0	0
WATERS CORP.	43,603	43,603	0	0
WATSON, LAYNE T.	1,500	1,500	0	0
WAWERSIK, WOLFGANG	20,000	20,000	0	20,000
WAYPOINT DISTRIBUTION, INC.	68,640	68,640	0	68,640
WEART, WENDELL D.	13,000	13,000	0	13,000
WEATHERFORD INTERNATIONAL, INC.	30,000	30,000	0	0
WEB GALLERIES	149,999	149,999	0	149,999
WEBCT, INC.	23,000	23,000	0	0
WEBER TECHNOLOGY APPLICATIONS	50,000	50,000	0	0
WEDGETAIL COMMUNICATIONS, INC.	11,250	11,250	0	0
WEIDLINGER ASSOCIATES, INC.	50,000	50,000	0	0

Supplier Name	Total \$	SNL/NM \$	SNL/CA \$	NM\$
WEINER, RUTH F.	27,000	27,000	0	27,000
WEINLEIN, JOHN H.	60,000	60,000	0	60,000
WEINSCHL CORP.	3,414	3,414	0	0
WEISS ASSOCIATES	14,000	0	14,000	0
WELACO	34,000	34,000	0	0
WELCO ELECTRONICS, INC.	23,170	0	23,170	0
WELDLOGIC, INC.	69,925	69,925	0	0
WELLS CARGO, INC.	13,441	13,441	0	0
WENZEL ASSOCIATES	2,688	2,688	0	0
WESCO DISTRIBUTION, INC.	244,200	244,200	0	244,200
WESGO METALS	128,501	128,501	0	0
WESGO TECHNICAL CERAMICS	4,772	4,772	0	0
WESTERN DATALYNX, INC.	6,250	6,250	0	0
WESTERN DIVERSIFIED, INC.	4,349,000	4,349,000	0	4,349,000
WESTERN EXPLOSIVE SYSTEMS CO.	3,113	3,113	0	0
WESTERN GRAPHTEC, INC.	43,230	43,230	0	0
WESTERN INDUSTRIAL XRAY	7,441	0	7,441	0
WESTERN MICHIGAN UNIVERSITY	30,000	30,000	0	0
WESTERN OFFICE SYSTEMS, INC.	21,815	21,815	0	21,815
WESTERN SALES & TESTING, INC.	10,987	10,987	0	0
WESTERN SCIENTIFIC MARKETING, INC.	24,935	24,935	0	0
WESTERN STATES SALES, INC.	29,488	29,488	0	0
WESTFAHL & ASSOCIATES	135,218	135,218	0	135,218
WESTINGHOUSE ELECTRIC CORP.	339,454	339,454	0	0
WESTINGHOUSE GOVERNMENT ENVIRONMENTAL SERVICES CO., LLC	143,000	143,000	0	143,000
WESTON, ROY F., INC.	8,851,262	8,851,262	0	8,851,262
WESTPAC ENGINEERING	45,500	0	45,500	0
WESTWERKS, INC.	25,000	25,000	0	25,000
WESTWIND COMPUTER PRODUCTS	341,331	341,331	0	341,331
WEYERHAEUSER PAPER CO.	2,145	0	2,145	0
WG ASSOCIATES	203,723	203,723	0	0
WHEATVILLE TECHNOLOGY, INC.	4,500	4,500	0	0
WHEELED COACH	186,171	186,171	0	0
WHITAKER CONSULTING, LTD	224,000	224,000	0	0
WHITE ELECTRONIC DESIGNS CORP.	69,493	69,493	0	0
WHITE ROCK SCIENCE	3,210	3,210	0	3,210
WHITE WATER REALTY	4,315	0	4,315	0
WHITE, R. L. ASSOCIATES	7,000	7,000	0	0
WHITEHEAD, SHANNON J.	20,000	20,000	0	20,000
WHITTLE, CHARLES	39,004	39,004	0	0
WICHITA STATE UNIVERSITY	56,679	56,679	0	0
WIENER US	1,808	0	1,808	0
WILCOX MACHINE CO.	31,850	31,850	0	0
WILDFLOWER INTERNATIONAL, LTD.	103,301	103,301	0	103,301
WILDPACKETS, INC.	8,353	0	8,353	0
WILLIAMS ADVANCED MATERIALS	7,265	7,265	0	0
WILLIAMS ASSOCIATES, INC.	1,020	1,020	0	0
WILLIAMS, FORMAN A.	2,000	0	2,000	0
WILLIAMS, LTG JAMES A.	20,000	20,000	0	0
WILLIAMS, OLIVER F.	2,500	2,500	0	0
WILLIAMS, RICHARD L.	50,000	50,000	0	0
WILLIAMS, THOMAS J.	5,000	5,000	0	5,000
WILLIAMS-SCOTSMAN	30,000	0	30,000	0
WILLIE, VERNON F.	1,500	1,500	0	1,500
WILMAD/LAB GLASS	1,842	1,842	0	0

Supplier Name	Total \$	SNL/NM \$	SNL/CA \$	NM\$
WILSON COMPANY	11,468	11,468	0	0
WIND RIVER SYSTEMS	127,988	114,433	13,555	0
WING, NORMAN D.	12,200	12,200	0	12,200
WINN-MARION, INC.	2,394	2,394	0	0
WINROCK INTERNATIONAL	81,873	81,873	0	0
WINSTED CORP.	5,703	5,703	0	0
WINSYSTEMS, INC.	1,790	1,790	0	0
WINTER, ROBB M.	35,000	35,000	0	0
WIRE ROPE & RIGGING CONSULTANTS, INC.	113,000	113,000	0	0
WISCO SUPPLY, INC.	1,230	1,230	0	1,230
WISCONSIN OCCUPATIONAL HEALTH LABORATORY	6,000	6,000	0	0
WISE SOLUTIONS, INC.	14,374	14,374	0	0
WITHERSPOON, RON, INC.	262,246	0	262,246	0
WIUFF, CHARLENE T.	6,000	6,000	0	6,000
WOLCO BUSINESS SYSTEMS, INC.	38,698	0	38,698	0
WOLF CAMERA	2,800	0	2,800	0
WOLFF, EDWARD W.	3,200	3,200	0	0
WOLFRAM RESEARCH, INC.	1,580	0	1,580	0
WONG, RANDY	75,000	0	75,000	0
WOOD, BYARD DEAN	1,875	1,875	0	0
WOOD, WILBERT RAYMOND	10,000	10,000	0	10,000
WOODS, HORACE A.	115,000	115,000	0	0
WOODWARD METAL CO.	6,570	6,570	0	6,570
WOOLLAM, J. A. CO., INC.	1,600	1,600	0	0
WORCESTER POLYTECHNIC INSTITUTE	148,720	148,720	0	0
WORDCENTER, INC.	25,000	25,000	0	25,000
WORKGROUP TECHNOLOGY CORP.	31,605	0	31,605	0
WORKSPACE DYNAMICS	7,364	7,364	0	7,364
WORLD DATA PRODUCTS	161,450	161,450	0	0
WORLD LEARNING FOR BUSINESS	3,250	0	3,250	0
WORLD PRECISION INSTRUMENTS	2,840	2,840	0	0
WREATHALL, JOHN & CO.	4,184	4,184	0	0
WRIGHT CAPACITORS, INC.	3,119	3,119	0	0
WRIGHT LINE, INC.	115,796	54,241	61,555	54,241
WRIGHT, PETER H.	62,506	62,506	0	0
WTO, INC.	12,524	12,524	0	0
WUNDERLICH-MALEC SYSTEMS, INC.	573,680	573,680	0	573,680
WYAN DOT SEATING	3,247	3,247	0	0
WYMAN-GORDON CO.	7,000	0	7,000	0
WYMER, RAYMOND G.	3,800	3,800	0	0
XANTREX	93,656	93,656	0	0
XANTREX TECHNOLOGIES, INC.	8,180	8,180	0	0
XE CORP.	94,000	94,000	0	94,000
XEROX CORP.	224,879	197,396	27,483	44,768
XESYSTEMS, INC.	20,807	0	20,807	0
XI COMPUTER CORP.	5,672	5,672	0	0
XILINX, INC.	2,397	2,397	0	0
XL TECHNOLOGY SYSTEMS, INC.	103,000	103,000	0	0
XMAX, LLC	22,000	22,000	0	0
XPEDX	164,684	164,684	0	164,684
XTECS, INC.	1,080	1,080	0	1,080
XXERA TECHNOLOGIES, INC.	3,251	3,251	0	0
Y&M TECHNOLOGIES, INC.	19,100	19,100	0	0
YALE UNIVERSITY	40,000	0	40,000	0
YARBROUGH SW	22,500	22,500	0	0
YARBROUGH, LANCE D.	15,000	15,000	0	0

Supplier Name	Total \$	SNL/NM \$	SNL/CA \$	NM\$
YEAROUT MECHANICAL & ENGINEERING, INC.	719,994	719,994	0	719,994
YEGWA COMMUNICATIONS	7,121	0	7,121	0
YELLOW SPRINGS INSTRUMENT, INC.	5,434	5,434	0	0
YERGEAU, DANIEL	1,050	1,050	0	0
YINGST, ROSS B.	11,044	11,044	0	11,044
YLA, INC.	9,000	9,000	0	0
YOKOGAWA CORPORATION OF AMERICA	33,605	33,605	0	0
YOUNG, DOUGLAS M.	30,000	0	30,000	0
YOUNG, R. M. CO.	28,668	28,668	0	0
YUN, BOB H.	75,076	75,076	0	0
YVON, JOBIN, INC.	201,836	201,836	0	0
ZAININGER ENGINEERING COMPANY, INC.	18,948	18,948	0	0
ZANNER, FRANK J.	20,000	20,000	0	20,000
ZAO ATOMSTROYSERVICE	23,406,356	23,406,356	0	0
ZASIO ENTERPRISES, INC.	41,739	41,739	0	0
ZBB TECHNOLOGIES, INC.	493,000	493,000	0	0
ZC&R COATINGS FOR OPTICS, INC.	25,681	25,681	0	0
ZEBROSKI, EDWIN L.	66,500	66,500	0	0
ZEISS, CARL IMT CORP.	7,532	7,532	0	0
ZEISS, CARL, INC.	324,316	152,495	171,821	0
ZELLWEGER ANALYTICS, INC.	168,868	168,868	0	0
ZERO CORP.	11,214	11,214	0	0
ZIA GRAPHICS	3,438	3,438	0	3,438
ZINN, JOHN	30,000	30,000	0	30,000
ZISTOS CORP.	15,780	15,780	0	0
ZIVKO AERONAUTICS, INC.	2,970	0	2,970	0
ZOLOTAREV, PAVEL	5,000	5,000	0	0
ZONE LABS, INC.	19,250	19,250	0	0
ZONES, INC.	5,999	5,999	0	0
ZONIS, MARVIN & ASSOCIATES	12,500	12,500	0	0
ZTEC, INC.	43,980	43,980	0	43,980
ZYGO CORP.	309,514	309,514	0	0

This page intentionally left blank.

**Integrated Contractor & Federal Agency
Commitments of \$1,000 or Over From
Sandia National Laboratories/New Mexico & California**

This page intentionally left blank.

Integrated Contractor & Federal Agency Commitments of \$1,000 or Over from Sandia National Laboratories/New Mexico and California

	<u>SNL/NM</u>	<u>SNL/CA</u>
Ames Laboratory	33,000	0
Ames Research Center	9,067	65,200
Argonne National Laboratory	170,780	0
Bechtel BWXT Idaho LLC	64,559	0
Bechtel Nevada	359,892	0
Brookhaven National Laboratory	313,900	130,000
BWXT Pantex LLC	271,872	4,000
BWXT Y-12 LLC	121,027	0
Defense Threat Reduction Agency	243,748	0
General Services Administration	5,173	0
GSA FTS IT Solutions	35,489	0
Honeywell Federal Manufacturing	10,908,343	1,553,969
Idaho National Engineering & Environmental Lab	0	381,917
Office of Finance & Logistics	13,462	0
Pacific Northwest Laboratory	83,282	0
Tennessee Valley Authority	75,000	0
Unicor	14,530	0
University of California	2,492,851	7,962,991
US Department of Agriculture	9,700	0
US Department of Commerce	301,411	0
US Department of Defense	1,271	0
US Department of Energy	441,707	323,000
US Department of the Air Force	3,003,131	30,618
US Department of the Army	1,435,667	50,000
US Department of the Navy	436,140	
US Geological Survey	5,000	0
US Government Printing Office	1,916,947	0
UT-Battelle LLC	430,012	68,786
Westinghouse Savannah River Co.	209,980	0

This page intentionally left blank.

**Transportation Commitments of \$1,000 or Over From
Sandia National Laboratories/New Mexico & California**

This page intentionally left blank.

Transportation Commitments of \$1,000 or Over From Sandia National Laboratories/New Mexico & California

	<u>Total (\$)</u>		<u>Total (\$)</u>
ABF Freight Systems	12,445	Landstar Ranger	4,922
AERM	88,655	Mayflower Transit	6,398
Airborne Express	28,297	Motor Cargo	13,336
Albuquerque Moving	76,548	North American Van Lines	561,538
Allied Van Lines	339,619	Pilot Air	56,225
American Freightways	3,911	Rio Grande Logistics	2,736
ASSM	17,937	Roadrunner Freight	1,729
Atlas Van Lines	285,051	Roadway Express	69,430
BAX Global	47,208	RPSI (FedEx Ground)	17,083
Burlington Air Express	35,448	Stevens Van Lines	48,863
Con Way Western Express	11,496	Tri-State Motor Transit	37,395
Consolidated Freightways	15,189	United Parcel Service	9,991
Danzas	1,674	United Van Lines	7,647
DHL Worldwide	7,139	UPSN	28,168
Emery World Wide	78,479	USF Bestway	5,424
Federal Express	611,345	Valley North American	13,385
Gibson Truck Lines	151,402	Viking Freight Systems	9,815
Graebel Van Lines	252,872	Yellow Freight System	87,779
Landstar Inway	116,019		

This page intentionally left blank.

DISTRIBUTION:

	<u>MS</u>	<u>Org.</u>
US DOE	0203 D. L. Palmer	10200
CPD/PSB	0201 T. A. Carson	10205
Attn: R. C. Braden, Jr.	0202 Reports	10205-1
P.O. Box 5400	0200 A. G. Chapman	10250
Albuquerque, NM 87185-5400	0212 C. H. Reeder	10251
MS0184	0565 J. L. Eanes	10252
	0222 N. S. Davis	10253
US DOE	0221 D. J. Larrichio	10254
Kirtland Area Office	0214 G. G. Graham	10255
Attn: M. J. Zamorski	0216 A. H. Sanchez	10256
P.O. Box 5400	1376 R. L. Fitzgerald	10257
Albuquerque, NM 87185-5400	0200 F. A. Villareal	10258
MS0184	1120 C. C. Schneeberger	10260
	1120 J. M. Riley	10262
All SNL Vice Presidents	1119 C. Lucero	10263
	0950 J. A.. Maheras	10265
All SNL Directors	0950 M. S. Crawford	10266
	1118 D. M. DePolo	10267
	1121 J. C. Costales	10268
	9112 K. M. Lee-Young	08523
	9018 Central Technical Files	08945-1
	0612 Review & Approval Desk	09612
	0899 Technical Library	09616