

FACTS f o r FEATURES




CB03-FF.04SE

April 10, 2003
Quotes and Radio Sound Bites

★ *Special Edition* ★



U.S. Armed Forces and Veterans



Active Duty and Reserves

1.4 million

The number of active duty men and women in the U.S. armed forces as of Jan. 31, 2003. Here's a Department of Defense breakdown by service branch:



Active Duty and Reserves	Total	Number of Women
All Services	1.4 million	212,000
Army	487,000	75,000
Navy	385,000	56,000
Air Force	368,000	71,000
Marine Corps	174,000	10,000



In addition, more than 38,000 men and women serve in the U.S. Coast Guard, now under the Department of Homeland Security.

<http://www.census.gov/prod/2003pubs/02statab/defense.pdf>

1.2 million

The number of active duty enlisted members of the armed forces. They were led by 223,000 officers. Of the officers, 873 were generals or admirals.
<<http://www.census.gov/prod/2003pubs/02statab/defense.pdf>>

1.3 million

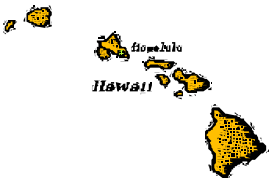
Number of ready reservists and National Guard members.
<<http://www.census.gov/prod/2003pubs/02statab/defense.pdf>>

212,000

Number of women on active duty. Another 149,000 serve in the National Guard and reserves.
<<http://www.dior.whs.mil>>

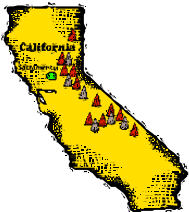
5

Percentage of people 16-to-64 years old in Hawaii who are in the armed forces, the highest such percentage in the nation. Alaska (4 percent), Virginia (3 percent) and North Dakota and North Carolina (2 percent each) rounded out the top five states.
<<http://factfinder.census.gov/servlet/BasicFactsServlet>>



149,000

Number of Californians who are in the armed forces, the most of any state in the nation. Next were Virginia (131,000) and Texas (107,000).
<<http://factfinder.census.gov/servlet/BasicFactsServlet>>



82,000

Number of Navy and Marine Corps members serving at California military installations in 2001, the most of any one military branch in any state. Texas was home base for the most soldiers (64,000) and Air Force members (43,000). Overall, Texas had the most men and women in uniform (114,000), followed by California (107,000) and North Carolina (86,000).
<<http://www.census.gov/prod/2003pubs/02statab/defense.pdf>>

69,000

Number of military personnel on active duty in Germany, the most stationed in a single country abroad prior to the Iraqi buildup. Japan (40,000) and the Republic of Korea (38,000) follow.
<<http://www.census.gov/prod/2003pubs/02statab/defense.pdf>>

\$180.6 billion

Dollar amount of contracts awarded by the military in fiscal year 2002.

<<http://www.census.gov/prod/2003pubs/02statab/defense.pdf>>

676

The number of hostile deaths, including those caused by terrorist acts, from 1980 to 2002.

<<http://www.census.gov/prod/2003pubs/02statab/defense.pdf>>



Veterans

26.4 million

Number of veterans who reside in the United States; this is a ratio of about 1-in-8 (13 percent) of U.S. civilians 18 and over.

<<http://factfinder.census.gov/servlet/BasicFactsServlet>>

6

Percentage of civilian veterans who are women.

<<http://factfinder.census.gov/servlet/BasicFactsServlet>>

37

Percentage of veterans who are age 65 or over.

<<http://factfinder.census.gov/servlet/BasicFactsServlet>>

2.6 million

Number of African-American veterans. About 22.6 million are white; 1.1 million, of Hispanic origin; 284,000, of Asian heritage; and 196,000, American Indian or Alaska native. (The numbers for African-Americans, whites, Asians and American Indians or Alaska natives refer to those reporting a single race only.)

<<http://factfinder.census.gov/servlet/BasicFactsServlet>>

Also, among the nation's veterans:

\$ Nearly 6 million, or a ratio of more than 1-in-5, served in World War II.


\$ About 4 million, or nearly 1-in-6, served in the Korean War.

\$ More than 8 million, or almost 1-in-3, served during the Vietnam era.

\$ About 3 million, or about 1-in-9, served since August 1990, a period that includes Persian Gulf War veterans. (Data from the U.S. Department of Veterans Affairs indicate there are 2.2 million Gulf War veterans.)

<<http://factfinder.census.gov/servlet/BasicFactsServlet>>

<<http://www.census.gov/prod/2002pubs/01statab/defense.pdf>>



328,000

Number of veterans in Census 2000 who served during both the Vietnam era and the Desert Storm era (August 1990 or later).

- In addition, 274,000 veterans served during both the Korean War and the Vietnamese conflict.
- 161,000 veterans served during three different periods: World War II, the Korean War and Vietnam conflict.
- 384,000 veterans served in World War II and the Korean War.
<<http://factfinder.census.gov/servlet/BasicFactsServlet>>

7

Number of states with 1 million or more veterans. They include California (2.6 million), Florida (1.9 million), Texas (1.8 million), New York (1.4 million), Pennsylvania (1.3 million), Ohio (1.1 million) and Illinois (1.0 million).

<<http://factfinder.census.gov/servlet/BasicFactsServlet>>



17

Percentage of Alaska civilians 18 and over who are veterans, highest of any state in the country. Other states where 15 percent or more of the adult civilian population are veterans: Arizona, Florida, Maine, Montana, Nevada, New Hampshire, Oregon, Virginia, Washington and Wyoming.

<<http://factfinder.census.gov/servlet/BasicFactsServlet>>

Not surprisingly, large concentrations of veterans reside in or near military installations.

Examples:

\$ More than 7-in-10 adult civilians who live at Warren Air Force Base (AFB), Wyo., and Mountain Home AFB, Idaho, are veterans (76 percent and 75 percent, respectively).

\$ More than 3-in-10 adult civilians in West Point, N.Y.; Fort Meade, Md.; Fort Lewis, Wash.; Aberdeen Proving Ground, Md.; and Fort Belvoir, Va; and Lemoore Station, Calif., are veterans.

<<http://factfinder.census.gov/servlet/BasicFactsServlet>>

\$16.5 billion

Aggregate amount of money received during fiscal 2001 by the 2.3 million veterans receiving compensation for service-connected disabilities, according to the U.S. Department of Veterans Affairs.

<<http://www.census.gov/prod/2003pubs/02statab/defense.pdf>>

Note: The Census Bureau defines a “civilian veteran” as a person 18 years old and over who, at the time of the census, had been on active duty in the U.S. Army, Navy, Air Force, Marine Corps or Coast Guard in the past (even for a short time), but was not then on active duty, or who had served in the Merchant Marine during World War II.

Much of the military information in the *Statistical Abstract of the United States: 2002*, was provided by the Defense Department’s Washington Headquarters Services (WHS). Some of the data have been updated to reflect new information on the WHS Web site

<<http://www.dior.whs.mil>>.

The following is a list of observances typically covered by the Census Bureau’s *Facts for Features* series, which can be found at <<http://www.census.gov/Press-Release/www/factsheets.html>>:

African American History Month (February)	Back to School (August)
Valentine’s Day (Feb. 14)	Labor Day (Sept. 1)
Women’s History Month (March)	Grandparents Day (Sept. 14)
St. Patrick’s Day (March 17)	Hispanic Heritage Month (Sept. 15-Oct. 15)
Asian Pacific American Heritage Month (May)	Halloween (Oct. 31)
Older Americans Month (May)	American Indian/Alaska Native Heritage Month (November)
Mother’s Day (May 11)	Veterans Day (Nov. 11)
Father’s Day (June 15)	Thanksgiving Day (Nov. 27)
The Fourth of July (July 4)	The Holiday Season (December)
Anniversary of Americans With Disabilities Act (July 26)	

Editor’s note: Some of the preceding data were collected in surveys and, therefore, are subject to sampling error. Questions or comments should be directed to the Census Bureau’s Public Information Office: telephone: (301) 763-3030; fax: (301) 457-3670; or e-mail: <pio@census.gov>.