

DAILY DIRECT HOGS PLANT DELIVERED as of 1:30 PM

NATIONAL: http://www.ams.usda.gov/mnreports/lm_hg203.txt			
Carcass Basis Negotiated Barrows & Gilts:	20,300		
Barrows and gilts compared to prior day's close,	.47 lower.		
Base Price Range:	\$59.00 - \$73.00	Wtd Avg:	\$69.43
IOWA/MINNESOTA: http://www.ams.usda.gov/mnreports/lm_hg206.txt			
Carcass Basis Negotiated Barrows & Gilts:	8,507		
Barrows and gilts compared to prior day's close,	.23 higher		
Base Price Range:	\$60.25 - \$73.00	Wtd Avg:	\$70.60
WESTERN CORNBELT: http://www.ams.usda.gov/mnreports/lm_hg212.txt			
Carcass Basis Negotiated Barrows & Gilts:	12,783		
Barrows and gilts compared to prior day's close,	.11 higher.		
Base Price Range:	\$60.25 - \$73.00	Wtd Avg:	\$70.44
EASTERN CORNBELT: http://www.ams.usda.gov/mnreports/lm_hg210.txt			
Carcass Basis Negotiated Barrows & Gilts:	7,337		
Barrows and gilts compared to prior day's close,	.47 lower.		
Base Price Range:	\$60.50 - \$72.00	Wtd Avg:	\$67.91

http://www.ams.usda.gov/mnreports/lm_hg213.txt

NATIONAL DAILY LEAN HOG CARCASS SLAUGHTER COST FOR:

Thursday	Head Count	Avg Carcass Wt	49-50%	51-52%	53-54%
28-Oct-04	166,905	200.70	\$68.61	\$70.55	\$72.67

http://www.ams.usda.gov/mnreports/nw_ls500.txt

USDA NATIONAL CARLOT PORK REPORT

Carcass Cutout Values	70.82	Change:	(-0.18)
Primal Loin	76.23		(-0.20)
Primal Butt	62.21		(-0.26)
Primal Picnic	57.89		(-0.13)
Primal Rib	130.41		unc
Primal Ham	67.43		(-0.98)
Primal Belly	87.75		0.97
Total Loads	17.5	Lds (1Ld = 40,000 pounds)	
Pork Cuts	13.5	Lds	
Trim/Process Pork	4.0	Lds	

http://www.ams.usda.gov/mnreports/nw_ls446.txt

Weekly USDA By-Product Drop Value (Hog): **3.55** Change = **(-0.04)**

http://www.ams.usda.gov/mnreports/sj_ls710.txt

DAILY ESTIMATED HOG SLAUGHTER UNDER FEDERAL INSPECTION

Today (est)	388,000	Saturday:	111,000
Week Ago (est)	397,000		166,000
Year Ago (act)	387,000		176,000
Week to Date (est)	1,963,000		2,074,000
Same Period Last Week (est)	2,001,000		2,167,000
Same Period Last Year (act)	1,969,000		2,145,000

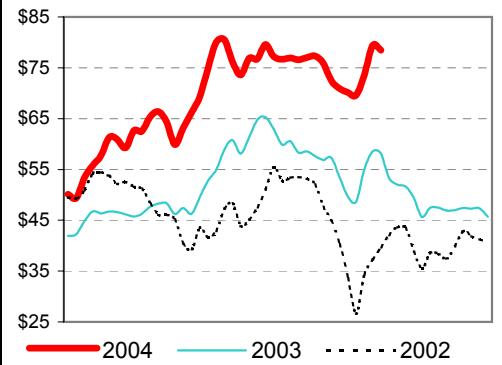
http://www.cme.com/prices/daily_settlement.cfm

CME LEAN HOG CLOSE	<u>High</u>	<u>Low</u>	<u>Close</u>	<u>Change</u>
Dec	67.60	66.10	67.45	1.10
Feb	67.30	65.85	67.20	1.32
Apr	64.90	63.65	64.75	0.90
May	65.25	63.80	65.22	0.87

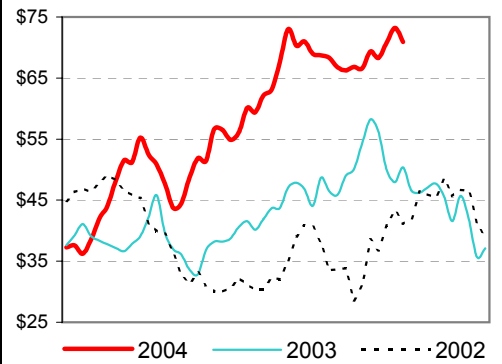
http://www.ams.usda.gov/mnreports/nw_ls852.txt

US Direct Delivered Feeder Pig Summary for Weekending		29-Oct-04	
Formula & Cash Combined Wtd Avg Prices		<u>FOB</u>	<u>Delivered</u>
SEW 10 lb Basis		32.99	34.04
Feeder Pigs 40 lb Basis		52.17	54.08
45 lb Basis		53.51	55.92
50 lb Basis		53.07	54.12
55 lb Basis		59.36	61.53

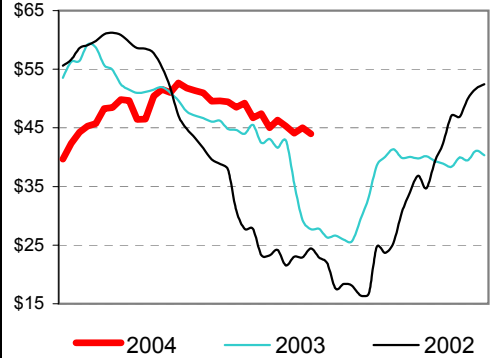
Weekly National Hog P.M. Wtd. Avg



Weekly Ham Primal Value



40-50# Feeder Pig Composite-Delivered



Pork Production

