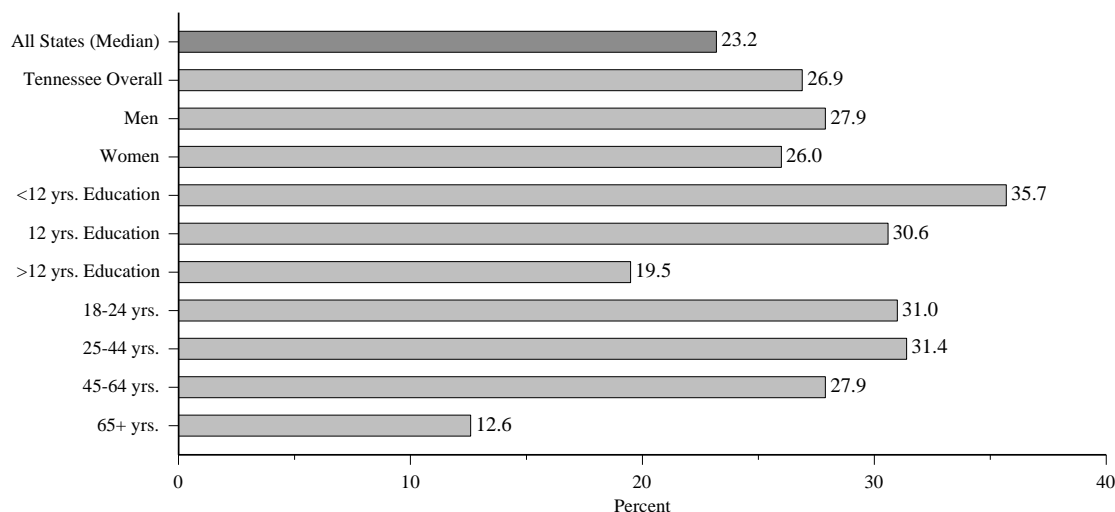


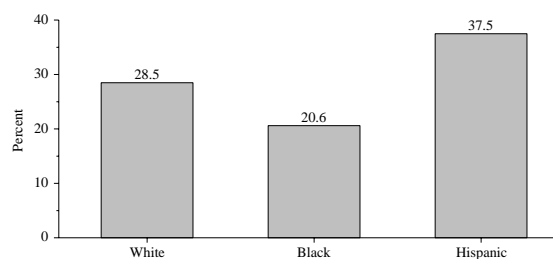
**Number of Tennessee youth projected to die prematurely from their smoking: 105,327**

## Adult Tobacco Use in Tennessee

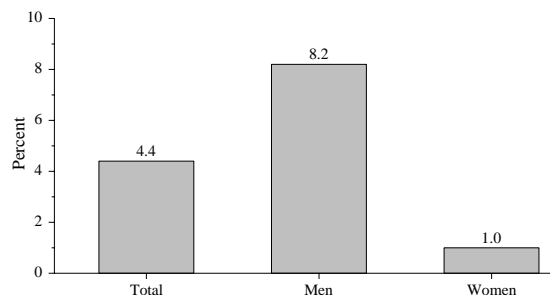
### Current Cigarette Smoking Among Adults Aged 18 and Older, 1997



### Current Cigarette Smoking Among Adults by Race/Ethnicity, 1996-1997



### Current Smokeless Tobacco Use Among Adults Aged 18+, 1995-1996



## Health Impact and Costs

AVERAGE ANNUAL DEATHS RELATED TO SMOKING, 1990-1994		AVERAGE ANNUAL YEARS OF POTENTIAL LIFE LOST,* 1990-1994	MEDICAL COSTS RELATED TO SMOKING, 1993	
Overall	9,359	135,175 years or an average of 14.4 years for each death due to smoking.	Ambulatory	\$233,940,000
Men	6,453		Hospital	\$396,040,000
Women	2,907		Nursing Home†	\$235,790,000
Death Rate	390/100,000		Drug	\$72,060,000
Rank	45		Other	\$159,900,000
(No. 1 is lowest death rate)		*Calculated to life expectancy	<b>Total</b>	<b>\$1,097,730,000</b>

†Preliminary estimates

## Youth Tobacco Use

CIGARETTE SMOKING AMONG YOUTH, GRADES 9-12, 1997*		SMOKELESS TOBACCO USE AMONG YOUTH, GRADES 9-12, 1997*(PAST MONTH)
Past Month	Frequent	All States . . . . . 9.3%
All States 36.4%	16.7%	TN . . . . . 14.2%
TN 38.6%	21.3%	Boys . . . . . 27.0%
Boys 39.6%	22.3%	Girls . . . . . 3.0%
Girls 38.0%	20.6%	

\*Unweighted data. May not apply to all youth (grades 9-12) in the state.

Past Month = tobacco use on one or more days in the past month  
Frequent = tobacco use on 20+ days in the past month

**Number of Tennessee youth exposed to ETS in the home in 1996: 488,846**

## Tobacco Control Legislation, 1998

### Minors' Access to Tobacco Products

Minimum age for sale: 18

**Penalties:** Any person who sells to a minor will be guilty of a class A misdemeanor, and will be fined up to \$2,500.

#### Illegal for minors to:

**Purchase** . . . . . Yes  
**Possess** . . . . . No  
**Use** . . . . . No

### Restrictions on Vending Machines

Vending machines must be located where minors cannot access them unless machines are supervised or equipped with a locking device.

### Signage

Signs required on premises.

### Licensure

None

### Excise Tax

Cigarette tax per pack . . . . . 13¢

Rank = 45 (No.1 is highest tax)

Federal and state taxes as a percentage of retail price . . . . . 22.1%

Annual gross tax revenue from cigarettes . . . . . \$82,056,793

Smokeless tobacco tax:

6% of wholesale sales price.


### Advertising

Tobacco advertisements not allowed on the back of school buses.

### State Preempts Local Laws

Preemption of all tobacco control legislation.

### Smokefree Indoor Air

<b>Site</b>	<b>Restrictions</b>				<b>Penalties</b>	
	100% Smokefree	Designated smoking areas with separate ventilation	Designated smoking areas required or allowed	None	To businesses	To smokers
						
Government worksites				✓		
Private worksites				✓		
Restaurants				✓		
Day care centers			✓ *		✓	
Home-based day care				✓		

\*When children are present.

## Tobacco Economy

### Cigarette Sales, 1997

Number of packages sold and taxed, per capita . . . . . 118.9

### Tobacco Agriculture, 1997

Acres harvested . . . . . 59,480  
 Production in pounds . . . . . 114,292,000  
 Cash receipts from tobacco . . . . . \$227,715,000  
 Tobacco as a percentage of cash receipts from crops and all farm commodities . . . . . 9.937%

### Tobacco Manufacturing, 1996

Overall tobacco manufacturing . . . . . \$337,000,000  
 Tobacco manufacturing as a percentage of gross state product . . . . . 0.23%

## Tobacco Use Prevention and Control Program

**Funding:** CDC IMPACT

**Regional Network:** Southeastern Tobacco Prevention Network (SToP)

### Contact

Joan Sartin, Tennessee Department of Health, Cordell Hull Building, 6th Floor  
 425 5th Avenue North, Nashville, Tennessee 37247-5201  
 Phone: 615-741-0686 Fax: 615-532-8478 Internet Address: jsartin@mail.state.tn.us