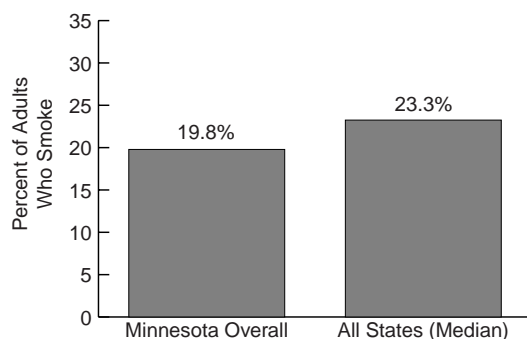


## Health Impacts

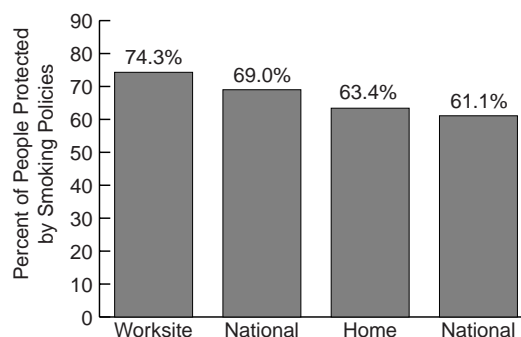
| <i>SMOKING-ATTRIBUTABLE DEATHS, 1999</i> |               | <i>SMOKING-ATTRIBUTABLE DEATHS, 1999<br/>DISEASE-SPECIFIC</i> |              | <i>YOUTH PROJECTED TO DIE FROM SMOKING, 1999-2000</i> |               |
|--|---------------|---|--------------|---|---------------|
| Overall                                  | 5,618         | State Lung Cancer   | 73.8/100,000 | Overall   | 112,085       |
| Men                                      | 3,410         | All States  | 90.2/100,000 | Projected Death                                       |               |
| Women                                    | 2,208         | State CHD*  | 37.9/100,000 | Rate  | 8,710/100,000 |
| Death Rate                               | 231.1/100,000 | All States  | 59.7/100,000 | Projected All   |               |
| All States                               | 295.5/100,000 | State COPD†   | 58.9/100,000 | States  | 8,830/100,000 |
|  |               | All States  | 59.7/100,000 |   |               |

\*Coronary heart disease; †chronic obstructive pulmonary disease.

## Adult Cigarette Use, 2000



## Environmental Tobacco Smoke, 1998-99



## Youth Tobacco Use

|           | <i>GRADES 6-8</i>         |                         | <i>GRADES 9-12</i>        |                         |
|-----------|---------------------------|-------------------------|---------------------------|-------------------------|
|           | Current Cigarette Smoking | Current Any Tobacco Use | Current Cigarette Smoking | Current Any Tobacco Use |
| National* | 11.0%                     | 15.1%                   | 28.0%                     | 34.5%                   |
| MN†       | 9.1%                      | 12.6%                   | 32.4%                     | 38.7%                   |
| Boys†     | 8.7%                      | 12.9%                   | 32.0%                     | 42.7%                   |
| Girls†    | 9.5%                      | 12.3%                   | 32.6%                     | 34.1%                   |

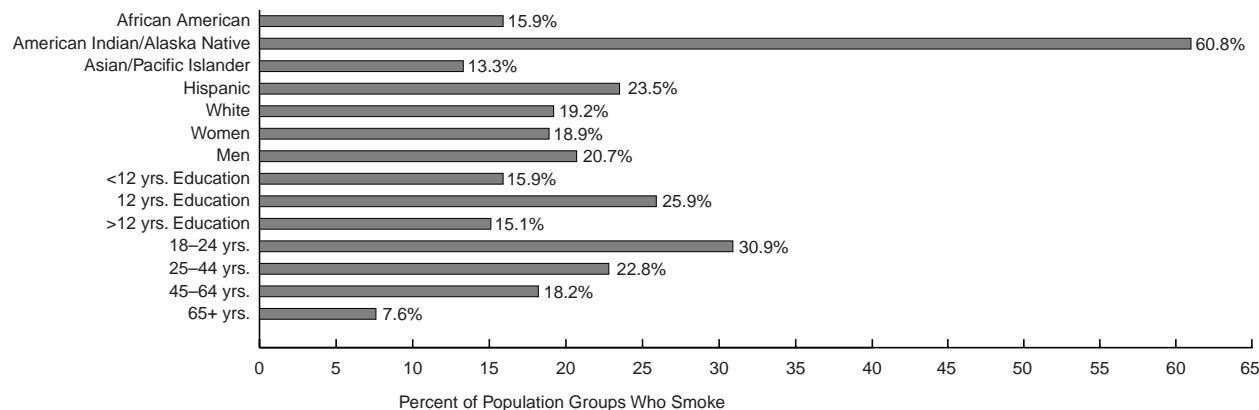
Current Cigarette Smoking = smoked cigarettes on ≥ 1 of the 30 days preceding the survey.

Current Any Tobacco Use = current use of cigarettes or smokeless tobacco or pipes or bidis or cigars or kreteks on ≥ 1 of the 30 days preceding the survey.

Sources: \*National Youth Tobacco Survey, 2000; †Minnesota Youth Tobacco Survey, 2000.

## Disparities Among Adult Population Groups, 2000\*

\*Calculations for racial/ethnic groups are based on combined 1999 and 2000 data.



**Economic Impacts and Investments**

Minnesota is investing 105% of CDC's *Best Practices* lower estimated recommended funding and 41% of the upper estimated recommended funding. Minnesota spent \$341 per capita on smoking-attributable direct medical expenditures. In 1998, about 13% (\$363,000,000 or \$675.57 per recipient) of all Medicaid expenditures were spent on smoking-related illnesses and diseases.

**Smoking-Attributable Direct Medical Expenditures, 1998**

|                    |                 |
|--------------------|-----------------|
| Ambulatory         | \$679,000,000   |
| Hospital           | \$296,000,000   |
| Nursing Home       | \$434,000,000   |
| Prescription Drugs | \$105,000,000   |
| Other              | \$97,000,000    |
| Annual Total       | \$1,611,000,000 |
| Annual Per Capita  | \$341           |

**Smoking-Attributable Productivity Costs, 1999**

|                   |                 |
|-------------------|-----------------|
| Annual Total      | \$1,027,000,000 |
| Annual Per Capita | \$215           |

**State Revenue from Tobacco Sales and Settlement**

|  |               |
|--|---------------|
| Tobacco settlement revenue received in 2001        | \$336,997,000 |
| Gross cigarette tax revenue collected in 2000      | \$177,262,000 |
| Cigarette tax per pack was \$0.48 in 2001          |               |
| Cigarette sales were 76.0 packs per capita in 2000 |               |

**Investment in Tobacco Control**

| <i>FUNDING SOURCE</i>  | <i>FY02 AMOUNT</i>  | <i>FUNDING CYCLE</i> |
|--|---------------------|----------------------|
| State Appropriation—Settlement (Tobacco Only)                              | \$17,610,935        | 7/01–6/02            |
| State Appropriation—Excise Tax Revenue                                     | \$0                 |                      |
| State Appropriation—Other  | \$0                 |                      |
| Non-Governmental Funding—MN Partnership for Action Against Tobacco         | \$10,900,000        | 7/01–6/02            |
| <b>Subtotal: State Sources</b>   | <b>\$28,510,935</b> |                      |
| Federal—CDC Office on Smoking and Health                                   | \$1,376,165         | 6/01–5/02            |
| Federal—SAMHSA   | \$71,710            | 10/01–9/02           |
| Non-Government Source—American Legacy Foundation                           | \$0                 |                      |
| Non-Government Source—RWJF/AMA   | \$232,748           | 03/01–2/02           |
| <b>Subtotal: Federal/National Sources</b>                                  | <b>\$1,680,623</b>  |                      |
| <b>FY02 Total Investment in Tobacco Control</b>                            |                     | <b>\$30,191,558</b>  |
| <b>CDC <i>Best Practices</i> Recommended Annual Total (Lower Estimate)</b> |                     | <b>\$28,624,000</b>  |
| <b>CDC <i>Best Practices</i> Recommended Annual Total (Upper Estimate)</b> |                     | <b>\$74,013,000</b>  |
| <b>FY02 Per Capita Investment in Tobacco Control</b>                       |                     | <b>\$6.07</b>        |