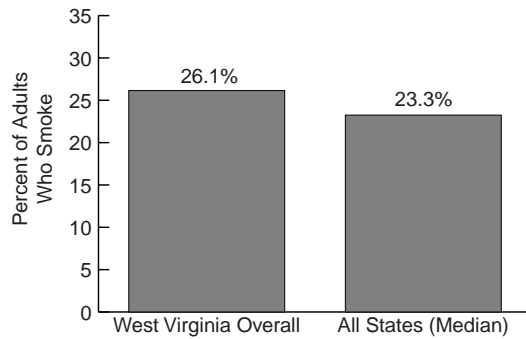


Health Impacts

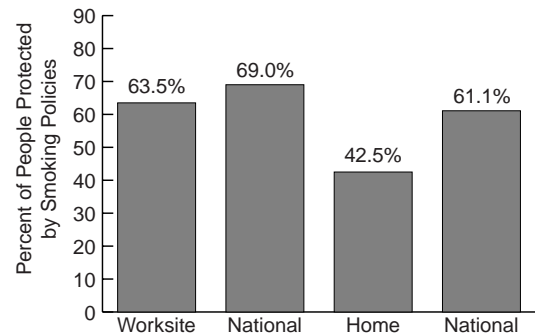
<i>SMOKING-ATTRIBUTABLE DEATHS, 1999</i>		<i>SMOKING-ATTRIBUTABLE DEATHS, 1999 DISEASE-SPECIFIC</i>		<i>YOUTH PROJECTED TO DIE FROM SMOKING, 1999-2000</i>	
Overall	3,838	State Lung Cancer	115.2/100,000	Overall	42,537
Men	2,348	All States	90.2/100,000	Projected Death	
Women	1,492	State CHD*	77.4/100,000	Rate	10,571/100,000
Death Rate	354.1/100,000	All States	59.7/100,000	Projected All	
All States	295.5/100,000	State COPD†	86.7/100,000	States	8,830/100,000
		All States	59.7/100,000		

*Coronary heart disease; †chronic obstructive pulmonary disease.

Adult Cigarette Use, 2000



Environmental Tobacco Smoke, 1998-99



Youth Tobacco Use

<i>GRADES 6-8</i>			<i>GRADES 9-12</i>	
	Current Cigarette Smoking	Current Any Tobacco Use	Current Cigarette Smoking	Current Any Tobacco Use
National*	11.0%	15.1%	28.0%	34.5%
WV†	18.1%	25.3%	38.5%	47.9%
Boys†	17.5%	28.8%	36.0%	52.2%
Girls†	18.8%	21.4%	40.6%	42.5%

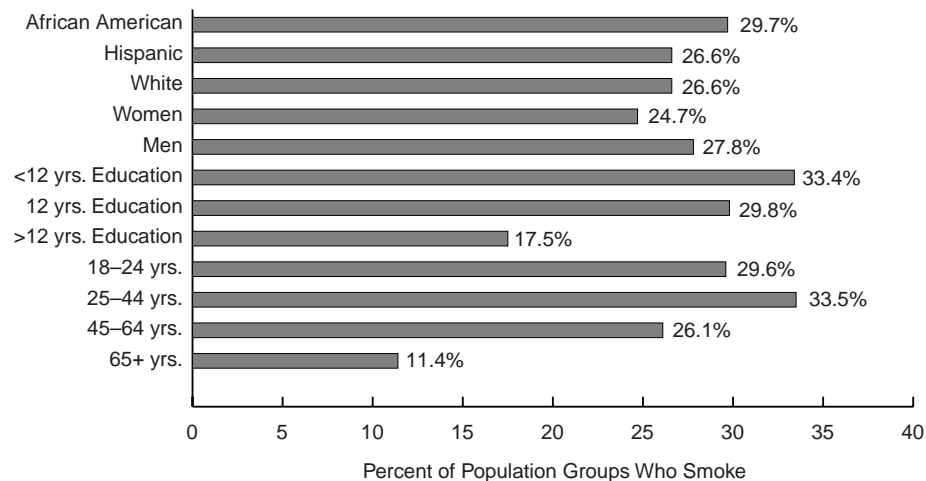
Current Cigarette Smoking = smoked cigarettes on ≥ 1 of the 30 days preceding the survey.

Current Any Tobacco Use = current use of cigarettes or smokeless tobacco or pipes or bidis or cigars or kreteks on ≥ 1 of the 30 days preceding the survey.

Sources: *National Youth Tobacco Survey, 2000; †West Virginia Youth Tobacco Survey, 2000.

Disparities Among Adult Population Groups, 2000*

*Calculations for racial/ethnic groups are based on combined 1999 and 2000 data.



Economic Impacts and Investments

West Virginia is investing 56% of CDC's *Best Practices* lower estimated recommended funding and 23% of the upper estimated recommended funding. West Virginia spent \$298 per capita on smoking-attributable direct medical expenditures. In 1998, about 14% (\$179,000,000 or \$520.55 per recipient) of all Medicaid expenditures were spent on smoking-related illnesses and diseases.

Smoking-Attributable Direct Medical Expenditures, 1998

Ambulatory	\$175,000,000
Hospital	\$152,000,000
Nursing Home	\$118,000,000
Prescription Drugs	\$52,000,000
Other	\$42,000,000
Annual Total	\$539,000,000
Annual Per Capita	\$298

Smoking-Attributable Productivity Costs, 1999

Annual Total	\$850,000,000
Annual Per Capita	\$470

State Revenue from Tobacco Sales and Settlement

Tobacco settlement revenue received in 2001	\$54,981,783
Gross cigarette tax revenue collected in 2000	\$33,766,000
Cigarette tax per pack was \$0.17 in 2001	
Cigarette sales were 107.9 packs per capita in 2000	

Investment in Tobacco Control

<i>FUNDING SOURCE</i>	<i>FY02 AMOUNT</i>	<i>FUNDING CYCLE</i>
State Appropriation—Settlement (Tobacco Only)*	\$5,850,592	7/01–6/02
State Appropriation—Excise Tax Revenue	\$0	
State Appropriation—Other	\$0	
Subtotal: State Appropriation	\$5,850,592	
Federal—CDC Office on Smoking and Health	\$1,145,612	6/01–5/02
Federal—SAMHSA	\$35,000	10/01–9/02
Non-Government Source—American Legacy Foundation	\$955,689	10/00–9/01
Non-Government Source—RWJF/AMA	\$0	
Subtotal: Federal/National Sources	\$2,136,301	
FY02 Total Investment in Tobacco Control		\$7,986,893
CDC <i>Best Practices</i> Recommended Annual Total (Lower Estimate)		\$14,160,000
CDC <i>Best Practices</i> Recommended Annual Total (Upper Estimate)		\$35,365,000
FY02 Per Capita Investment in Tobacco Control		\$4.41

*An additional \$500,000 was appropriated for the Tobacco/Alcohol Education Program. The appropriation language also states that to the extent permitted by law, eight classified exempt positions shall be provided for the educator-inspector positions to be used in the education and enforcement of activities relating to underage tobacco and alcohol use and sales.