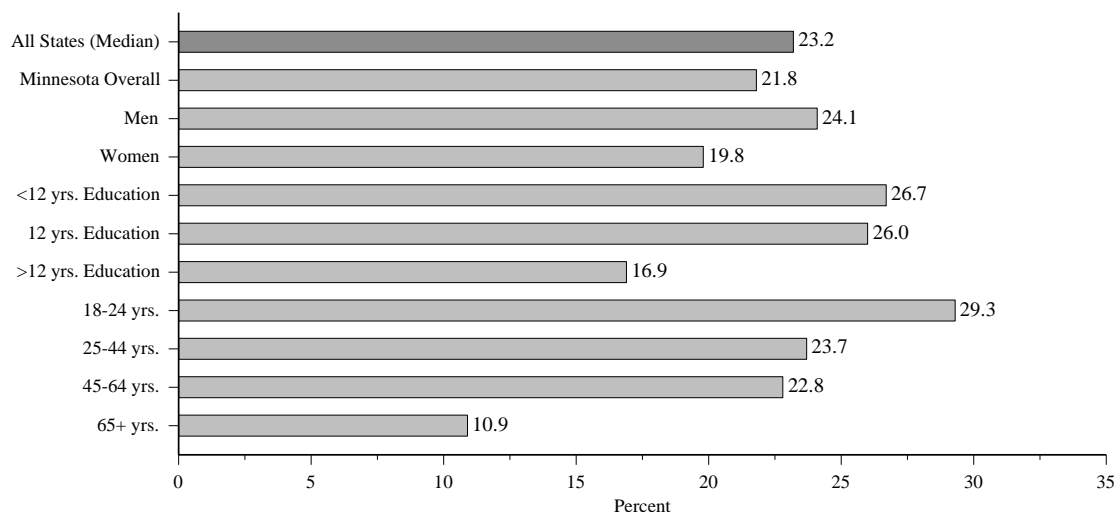


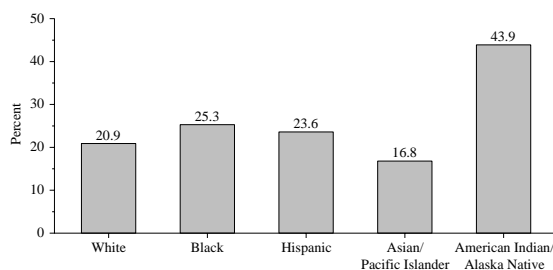
Number of Minnesota youth projected to die prematurely from their smoking: 97,009

Adult Tobacco Use in Minnesota

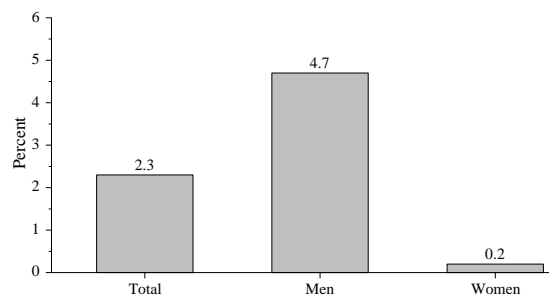
Current Cigarette Smoking Among Adults Aged 18 and Older, 1997



Current Cigarette Smoking Among Adults by Race/Ethnicity, 1996-1997



Current Smokeless Tobacco Use Among Adults Aged 18+, 1995-1996



Health Impact and Costs

| AVERAGE ANNUAL DEATHS RELATED TO SMOKING, 1990-1994 | | AVERAGE ANNUAL YEARS OF POTENTIAL LIFE LOST,* 1990-1994 | MEDICAL COSTS RELATED TO SMOKING, 1993 | |
|---|-------------|---|--|------------------------|
| Overall | 6,150 | 77,654 years or an average of 12.6 years for each death due to smoking. | Ambulatory | \$253,960,000 |
| Men | 4,185 | | Hospital | \$236,060,000 |
| Women | 1,965 | | Nursing Home† | \$415,910,000 |
| Death Rate | 287/100,000 | | Drug | \$48,360,000 |
| Rank | 4 | *Calculated to life expectancy | Other | \$116,060,000 |
| (No. 1 is lowest death rate) | | | Total | \$1,070,360,000 |

†Preliminary estimates

Youth Tobacco Use

| CIGARETTE SMOKING AMONG YOUTH, GRADES 9-12, 1997 | SMOKELESS TOBACCO USE AMONG YOUTH, GRADES 9-12, 1997 (PAST MONTH) |
|---|---|
| Youth Risk Behavior Survey (YRBS) data not available. | |

Number of Minnesota youth exposed to ETS in the home in 1996: 282,794



Tobacco Control Legislation, 1998

Minors' Access to Tobacco Products

Minimum age for sale: 18

Penalties: Any person who sells to a minor will be fined \$75. Suspension of license for violation.

Illegal for minors to:

PurchaseYes

PossessYes

UseYes

Excise Tax

Cigarette tax per pack 48¢

Rank = 17 (No.1 is highest tax)

Federal and state taxes as a percentage of retail price 32.7%

Annual gross tax revenue from cigarettes \$180,639,655

Smokeless tobacco tax:

35% of the wholesale sales price.

Restrictions on Vending Machines

Vending machines must be located where minors cannot access them.

Signage

Signs required to be affixed to vending machines.

Licensure

Retail license required.


Advertising

No restrictions

State Preempts Local Laws

No preemption

Smokefree Indoor Air

|  | Restrictions | | | | Penalties | |
|---|----------------|--|--|------|---------------|------------|
| | 100% Smokefree | Designated smoking areas with separate ventilation | Designated smoking areas required or allowed | None | To businesses | To smokers |
| Government worksites | | | ✓ | | | ✓ |
| Private worksites | | | ✓ | | | ✓ |
| Restaurants | | | ✓ | | | ✓ |
| Day care centers | ✓ * | | | | | ✓ |
| Home-based day care | ✓ * | | | | | ✓ |

*When children are present.

Tobacco Economy

Cigarette Sales, 1997

Number of packages sold and taxed, per capita 84.1

Tobacco Agriculture, 1997

None

Tobacco Manufacturing, 1996

None

Tobacco Use Prevention and Control Program

Funding: NCI ASSIST & RWJF/AMA SmokeLess States Program

Regional Network: Great Lakes Tobacco Control Coalition

Contact

Gretchen Griffin, Minnesota Department of Health, Division of Health

P.O. Box 64882, 85 E Seventh Place, St. Paul, Minnesota 55164-0882

Phone: 651-281-9780 Fax: 651-215-8958 Internet Address: griffg1@mdh-mom.health.state.mn.us