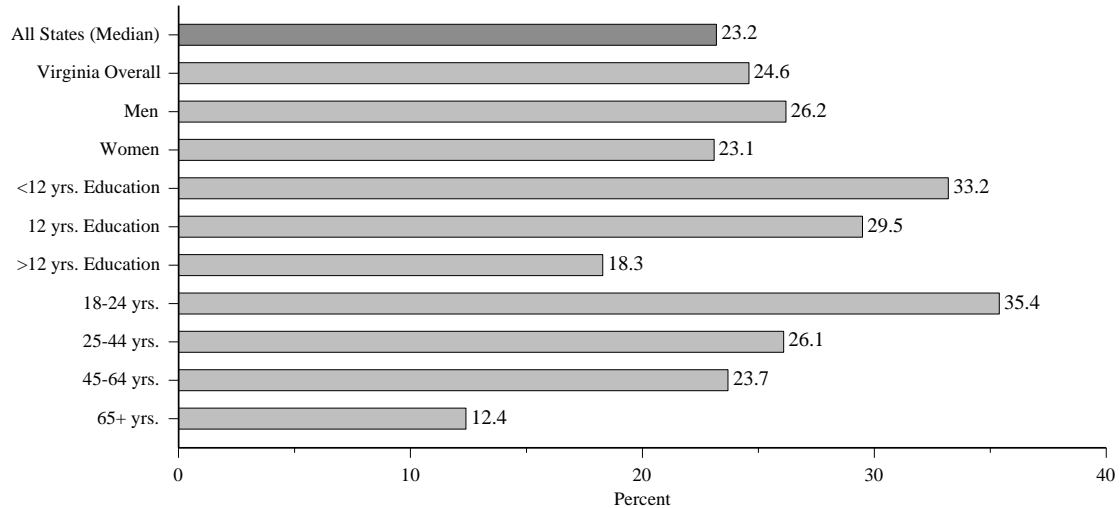


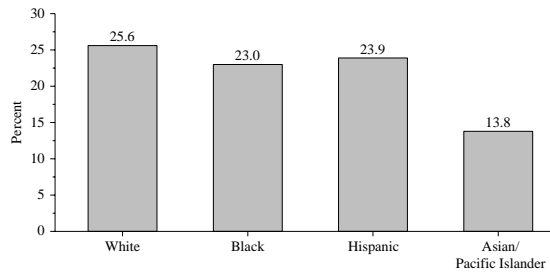
**Number of Virginia youth projected to die prematurely from their smoking: 135,452**

## Adult Tobacco Use in Virginia

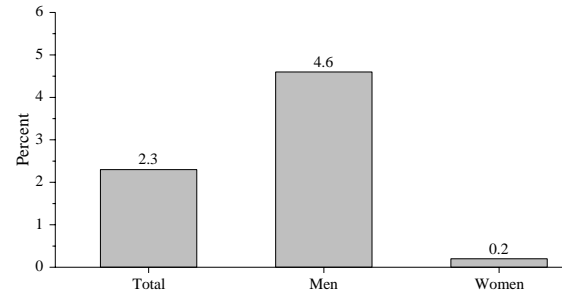
### Current Cigarette Smoking Among Adults Aged 18 and Older, 1997



### Current Cigarette Smoking Among Adults by Race/Ethnicity, 1996-1997



### Current Smokeless Tobacco Use Among Adults Aged 18+, 1995-1996



## Health Impact and Costs

AVERAGE ANNUAL DEATHS RELATED TO SMOKING, 1990-1994		AVERAGE ANNUAL YEARS OF POTENTIAL LIFE LOST,* 1990-1994	MEDICAL COSTS RELATED TO SMOKING, 1993	
Overall	9,530	135,385 years or an average of 14.2 years for each death due to smoking. *Calculated to life expectancy	Ambulatory	\$270,840,000
Men	6,147		Hospital	\$386,530,000
Women	3,382		Nursing Home†	\$222,930,000
Death Rate	360/100,000		Drug	\$90,180,000
Rank	32 (No. 1 is lowest death rate)		Other	\$177,070,000
			<b>Total</b>	<b>\$1,147,550,000</b>

†Preliminary estimates

## Youth Tobacco Use

CIGARETTE SMOKING AMONG YOUTH, GRADES 9-12, 1997	SMOKELESS TOBACCO USE AMONG YOUTH, GRADES 9-12, 1997 (PAST MONTH)
Youth Risk Behavior Survey (YRBS) data not available.	

Virginia

Number of Virginia youth exposed to ETS in the home in 1996: 336,794



**Tobacco Control Legislation, 1998**

**Minors' Access to Tobacco Products**

Minimum age for sale: 18

**Penalties:** Any person who sells to a minor will be fined up to \$100.

**Illegal for minors to:**

- Purchase** . . . . . Yes
- Possess** . . . . . Yes
- Use** . . . . . No

**Restrictions on Vending Machines**

Vending machines must be located where minors cannot access them, unless machines are supervised or equipped with a locking device.

**Signage**

Signs required on premises and affixed to vending machines.

**Licensure**

None

**Excise Tax**

Cigarette tax per pack . . . . . 2.5¢

Rank = 51 (No.1 is highest tax)

Federal and state taxes as a percentage of retail price . . . . . 16.3%

Annual gross tax revenue from cigarettes . . . . . \$18,031,000

Smokeless tobacco tax:

None


**Advertising**

No restrictions

**State Preempts Local Laws**

Preemption of smokefree indoor air laws.

**Smokefree Indoor Air**

Site	Restrictions				Penalties	
	100% Smokefree	Designated smoking areas with separate ventilation	Designated smoking areas required or allowed	None	To businesses	To smokers
						
Government worksites			✓		✓	✓
Private worksites				✓		
Restaurants			✓		✓	✓
Day care centers			✓		✓	✓
Home-based day care				✓		

**Tobacco Economy**

**Cigarette Sales, 1997**

Number of packages sold and taxed, per capita . . . . . 108.0

**Tobacco Agriculture, 1997**

- Acres harvested . . . . . 53,080
- Production in pounds . . . . . 117,576,000
- Cash receipts from tobacco . . . . . \$190,781,000
- Tobacco as a percentage of cash receipts from crops and all farm commodities . . . . . 7.948%

**Tobacco Manufacturing, 1996**

- Overall tobacco manufacturing . . . . . \$6,132,000,000
- Tobacco manufacturing as a percentage of gross state product . . . . . 3.36%

**Tobacco Use Prevention and Control Program**

**Funding:** NCI ASSIST & RWJF/AMA SmokeLess States Program

**Regional Network:** Southeastern Tobacco Prevention Network (SToP)

**Contact**

Margaret Tate, Virginia Department of Health, P.O. Box 2448  
1500 East Main Street, Suite 106, Richmond, Virginia 23218

Phone: 804-692-0002 Fax: 804-371-6152 Internet Address: mtate@vdh.state.va.us