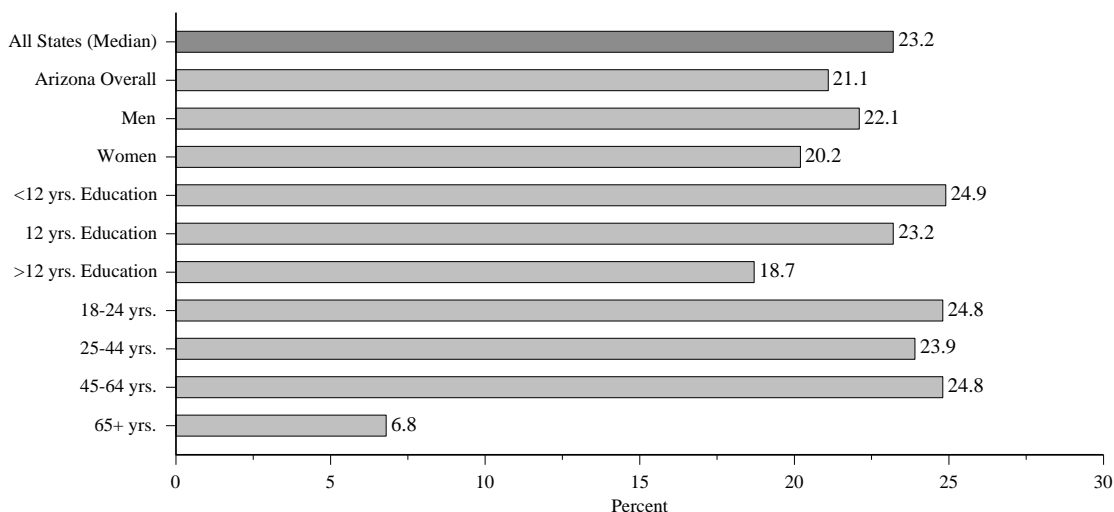


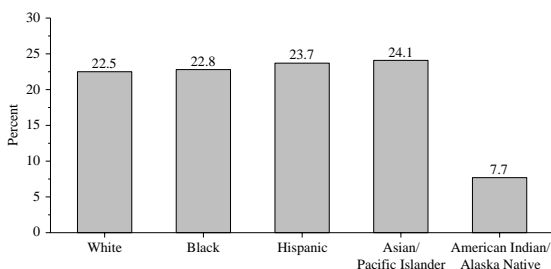
Number of Arizona youth projected to die prematurely from their smoking: 98,516

Adult Tobacco Use in Arizona

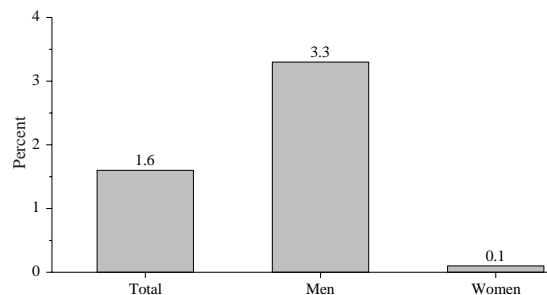
Current Cigarette Smoking Among Adults Aged 18 and Older, 1997



Current Cigarette Smoking Among Adults by Race/Ethnicity, 1996-1997



Current Smokeless Tobacco Use Among Adults Aged 18+, 1995-1996



Health Impact and Costs

AVERAGE ANNUAL DEATHS RELATED TO SMOKING, 1990-1994		AVERAGE ANNUAL YEARS OF POTENTIAL LIFE LOST,* 1990-1994	MEDICAL COSTS RELATED TO SMOKING, 1993	
Overall	5,912	77,939 years or an average of 13.2 years for each death due to smoking.	Ambulatory	\$177,650,000
Men	3,856		Hospital	\$221,490,000
Women	2,057		Nursing Home†	\$118,400,000
Death Rate	325/100,000		Drug	\$45,450,000
Rank	13	*Calculated to life expectancy	Other	\$96,950,000
(No. 1 is lowest death rate)			Total	\$659,940,000

†Preliminary estimates

Youth Tobacco Use

CIGARETTE SMOKING AMONG YOUTH, GRADES 9-12, 1997	SMOKELESS TOBACCO USE AMONG YOUTH, GRADES 9-12, 1997 (PAST MONTH)
Youth Risk Behavior Survey (YRBS) data not available.	

Number of Arizona youth exposed to ETS in the home in 1996: 227,316



Tobacco Control Legislation, 1998

Minors' Access to Tobacco Products

Minimum age for sale: 18

Penalties: Any person who sells to a minor will be guilty of a petty offense.

Illegal for minors to:

Purchase Yes

Possess Yes

Use No

Restrictions on Vending Machines

None

Signage

None

Licensure

None

Excise Tax

Cigarette tax per pack 58¢

Rank = 12 (No. 1 is highest tax)

Federal and state taxes as a percentage of retail price 35.5%

Annual gross tax revenue from cigarettes \$166,315,143

Smokeless tobacco tax:

6.5 cents per ounce.


Advertising

Tobacco advertisements not allowed on the back of school buses.

State Preempts Local Laws

No preemption

Smokefree Indoor Air

Site	Restrictions				Penalties	
	100% Smokefree	Designated smoking areas with separate ventilation	Designated smoking areas required or allowed	None	To businesses	To smokers
						
Government worksites			✓*		✓	✓
Private worksites				✓		
Restaurants				✓		
Day care centers				✓		
Home-based day care				✓		

*Restricts smoking in government buildings but does not specifically address worksites.

Tobacco Economy

Cigarette Sales, 1997

Number of packages sold and taxed, per capita 64.6

Tobacco Agriculture, 1997

None

Tobacco Manufacturing, 1996

None

Tobacco Use Prevention and Control Program

Funding: CDC IMPACT & RWJF/AMA SmokeLess States Program

Regional Network: Rocky Mountain Tobacco-Free Challenge

Contact

Kim Kotchou, Tobacco Use Prevention and Control Program, Office of Health Promotion and Education

1651 E Morten, Suite 110, Phoenix, Arizona 85020

Phone: 602-870-3145 Fax: 602-870-3252 Internet Address: kkotcho@hs.state.az.us