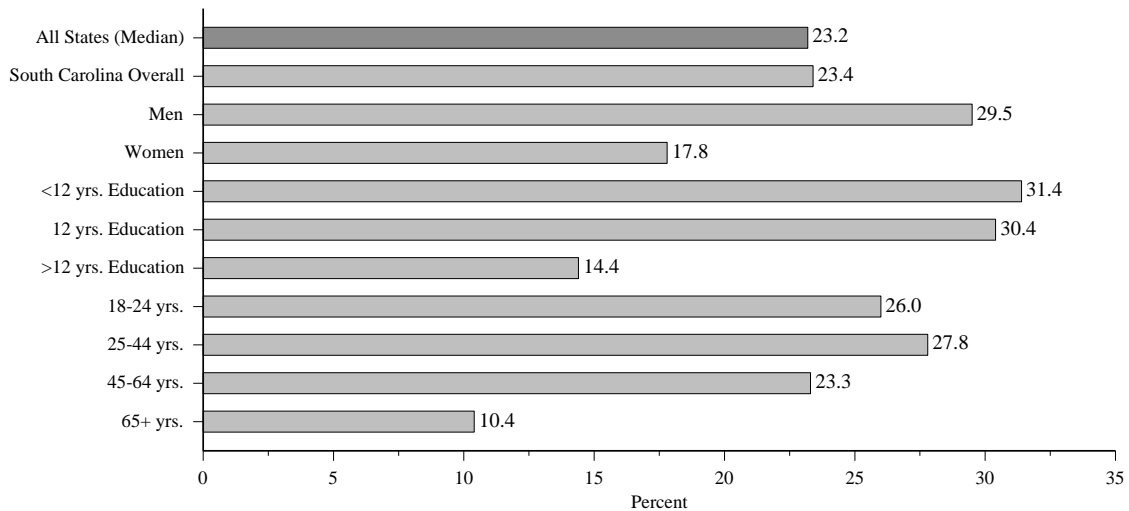


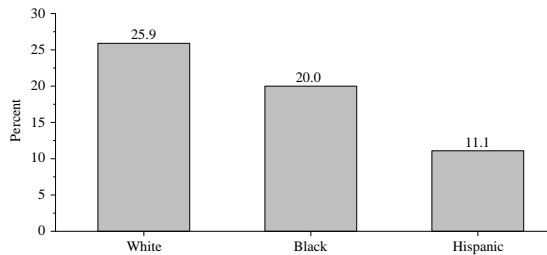
**Number of South Carolina youth projected to die prematurely from their smoking: 66,606**

## Adult Tobacco Use in South Carolina

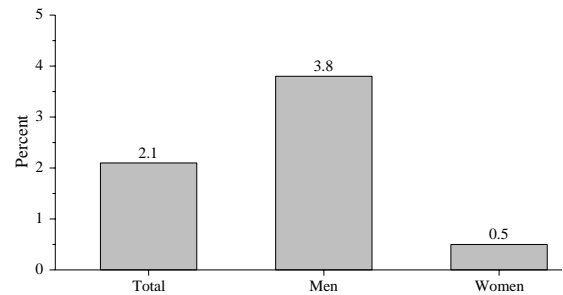
### Current Cigarette Smoking Among Adults Aged 18 and Older, 1997



### Current Cigarette Smoking Among Adults by Race/Ethnicity, 1996-1997



### Current Smokeless Tobacco Use Among Adults Aged 18+, 1995-1996



## Health Impact and Costs

AVERAGE ANNUAL DEATHS RELATED TO SMOKING, 1990-1994		AVERAGE ANNUAL YEARS OF POTENTIAL LIFE LOST,* 1990-1994	MEDICAL COSTS RELATED TO SMOKING, 1993	
Overall	5,887	90,122 years or an average of 15.3 years for each death due to smoking.	Ambulatory	\$112,370,000
Men	4,105		Hospital	\$201,870,000
Women	1,782		Nursing Home†	\$127,940,000
Death Rate	340/100,000		Drug	\$38,340,000
Rank	41	*Calculated to life expectancy	Other	\$78,360,000
(No. 1 is lowest death rate)			<b>Total</b>	<b>\$558,890,000</b>

†Preliminary estimates

## Youth Tobacco Use

CIGARETTE SMOKING AMONG YOUTH, GRADES 9-12, 1997			SMOKELESS TOBACCO USE AMONG YOUTH, GRADES 9-12, 1997 (PAST MONTH)	
	Past Month	Frequent		
All States	36.4%	16.7%	All States	9.3%
SC	38.6%	18.2%	SC	6.7%
Boys	40.6%	20.6%	Boys	11.8%
Girls	36.5%	15.8%	Girls	1.4%

Past Month = tobacco use on one or more days in the past month  
 Frequent = tobacco use on 20+ days in the past month

**Number of South Carolina youth exposed to ETS in the home in 1996: 240,315**



**Tobacco Control Legislation, 1998**

**Minors' Access to Tobacco Products**

Minimum age for sale: 18

**Penalties:** Any person who sells to a minor will be guilty of a misdemeanor and fined up to \$25.

**Illegal for minors to:**

- Purchase** . . . . . No
- Possess** . . . . . No
- Use** . . . . . No

**Restrictions on Vending Machines**

None

**Signage**

None

**Licensure**

Vending machine license required.

**Excise Tax**

- Cigarette tax per pack . . . . . 7¢
- Rank = 48 (No.1 is highest tax)
- Federal and state taxes as a percentage of retail price . . . . . 18.8%
- Annual gross tax revenue from cigarettes . . . . . \$32,242,879

**Smokeless tobacco tax:**

5% of manufacturer's list price.


**Advertising**

No restrictions

**State Preempts Local Laws**

Preemption of minors' access laws and government worksite provisions of smokefree indoor air laws.

**Smokefree Indoor Air**

Site	Restrictions				Penalties	
	100% Smokefree	Designated smoking areas with separate ventilation	Designated smoking areas required or allowed	None	To businesses	To smokers
						
Government worksites			✓		✓	✓
Private worksites				✓		
Restaurants				✓		
Day care centers	✓				✓	✓
Home-based day care*						

\*Language does not specify home-based day care.

**Tobacco Economy**

**Cigarette Sales, 1997**

Number of packages sold and taxed, per capita . . . . . 124.5

**Tobacco Agriculture, 1997**

- Acres harvested . . . . . 54,000
- Production in pounds . . . . . 126,360,000
- Cash receipts from tobacco . . . . . \$213,298,000
- Tobacco as a percentage of cash receipts from crops and all farm commodities . . . . . 12.582%

**Tobacco Manufacturing, 1996**

- Overall tobacco manufacturing . . . . . \$2,000,000
- Tobacco manufacturing as a percentage of gross state product . . . . . 0.005%

**Tobacco Use Prevention and Control Program**

**Funding:** NCI ASSIST

**Regional Network:** Southeastern Tobacco Prevention Network (SToP)

**Contact**

Thomas F. Gillette, South Carolina Department of Health and Environmental Control  
 P.O. Box 101106, Columbia, South Carolina 29211  
 Phone: 803-898-0740 Fax: 803-253-4001 Internet Address: gillett@ Colum61.dhec.state.sc.us